



Game 24/VANDERBILT (9-14, 3-8) vs. TEXAS A&M (15-9, 5-6)
Nashville, Tenn. - Memorial Gym - 5:37 p.m.

Radio: Vanderbilt Radio Network from IMG College, vucommodores.com

Radio Talent: Joe Fisher (pxp), Tim Thompson (analyst)

Satellite Radio: Sirius 93, XM 200

TV: FSN

TV Talent: Dave Neal (pxp), Larry Conley (analyst)

Live Stats: vucommodores.com

Twitter Updates: @VandyMBB

Vanderbilt Athletic Communications

2601 Jess Neely Drive, Nashville, TN 37212

phone: 615-322-4121

www.vucommodores.com

VANDERBILT SCHEDULE/RESULTS

NOVEMBER

Date	VU	Opp	Opponent	Time/Result	TV/Rec.
Nov. 2	-	-	St. Xavier (Ill.)	W, 77-68	-
Nov. 5	-	-	Delta State	W, 69-48	-
Nov. 10	-	-	Nicholls St.	W, 80-65	1-0
Nov. 16	-	-	Oregon	L, 48-74	1-1
Nov. 22	-	RV	Davidson	L, 62-75	1-2
Nov. 23	-	-	Marist	L, 33-50	1-3
Nov. 25	-	-	UTEP	W, 73-49	2-3

Old Spice Classic, Orlando, Fla.

DECEMBER

Date	VU	Opp	Opponent	Time	TV
Dec. 1	-	-	Villanova	L, 52-62	2-4
Dec. 6	-	-	Xavier	W, 64-62 OT	3-4
Dec. 15	-	-	Alabama A&M	W, 71-46	4-4
Dec. 17	-	-	Cornell	W, 66-55	5-4
Dec. 21	-	-	MTSU	L, 52-56	5-5
Dec. 29	-	18/21	Butler	L, 49-68	5-6

JANUARY

Date	VU	Opp	Opponent	Time	TV
Jan. 2	-	-	William & Mary	W, 64-50	6-6
Jan. 10	-	-	Kentucky*	L, 58-60	6-7, 0-1
Jan. 12	-	-	Arkansas*	L, 33-56	6-8, 0-2
Jan. 15	-	-	Ole Miss*	L, 79-89 OT	6-9, 0-3
Jan. 19	-	-	South Carolina*	W, 58-51	7-9, 1-3
Jan. 23	-	-	Auburn*	W, 73-61	8-9, 2-3
Jan. 26	-	22/22	Missouri*	L, 59-81	8-10, 2-4
Jan. 29	-	-	Tennessee*	L, 57-58	8-11, 2-5

FEBRUARY

Date	VU	Opp	Opponent	Time	TV
Feb. 2	-	-	Alabama*	L, 54-58	8-12, 2-6
Feb. 6	-	-	LSU*	L, 56-57	8-13, 2-7
Feb. 9	-	-	Arkansas*	W, 67-49	9-13, 3-7
Feb. 13	-	-	Tennessee*	L, 46-58	9-14, 3-8
Feb. 16	-	-	Texas A&M*	5:30 p.m.	FSN
Feb. 20	-	-	Kentucky*	7 p.m.	SECN
Feb. 23	-	-	Miss. State*	12:47 p.m.	SECN
Feb. 27	-	-	Georgia*	8 p.m.	FSN

MARCH

Date	VU	Opp	Opponent	Time	TV
Mar. 2	-	-	Auburn*	8 p.m.	ESPN2
Mar. 6	-	-	Florida*	7 p.m.	SECN
Mar. 9	-	-	South Carolina*	12:47 p.m.	SECN
Mar. 13-17	-	-	SEC Tournament (Nashville, Tenn.)		

ALL TIMES CENTRAL

RANKINGS: AP/ESPN

*SEC GAME

GAME INFORMATION



2012-13 Record: 9-14, 3-8 SEC
Head Coach: Kevin Stallings
Career Record: 393-236 (20)
VU Record: 270-173 (14)

2012-13 LEADERS
Points: Kedren Johnson (14.1)
Rebounds: Kevin Bright (5.7)
Assists: Kedren Johnson (3.4)
Blocks: Josh Henderson (0.9)

SERIES INFORMATION

Series Record: Vanderbilt leads the all-time series, 1-0.
Last Meeting: Vanderbilt defeated A&M, 79-69, on Dec. 3, 1955, at Memorial Gym.
Record at Vanderbilt: VU leads 1-0.
Record at A&M: NA
Record at Neutral Site: NA
Coach Stallings vs. A&M: Coach Stallings has never faced Texas A&M.



2012-13 Record: 15-9, 5-6 SEC
Head Coach: Billy Kennedy
Career Record: 240-206 (15)
Texas A&M Record: 29-27 (2)

2012-13 LEADERS
Points: Elston Turner (16.5)
Rebounds: Kourtney Roberson (6.8)
Assists: Alex Caruso (3.2)
Blocks: Kourtney Roberson (0.7)

Last Time	The Commodores dropped a 58-46 decision to Tennessee on Wednesday night at Memorial Gym in their last time out. Kedren Johnson led all Vanderbilt players with 11 points, and freshman guard Kevin Bright was one rebound shy of his career high with 11.
321	Vanderbilt's ranking among the 347 Division I basketball playing schools in terms of experience on the roster by kenpom.com. Texas A&M is ranked 197th in terms of experience.
42.2	42.2% of Vanderbilt's attempts from the floor are threes, which ranks 17th out of 347 Division I teams. 37.8% of the team's total points comes off of threes, which ranks eighth nationally.
7	The Commodores' seven 20-win seasons in the last nine years is only third in SEC to Florida, who has had nine, and Kentucky, who has had eight. Other school totals: Miss. St. (6), Tennessee (5), Ole Miss (4), South Carolina (4), LSU (3), Alabama (3), Arkansas (3), Auburn (1), Georgia (1).
Close Losses	Of the eight league losses this season, one has gone to overtime (Ole Miss), one was by four points (Alabama, led by 11 with seven minutes to go), one was by two points (Kentucky), and a pair of games by one point (at Tennessee, at LSU).
6	The Commodore' top six scorers must be replaced from a year ago, and 88% of its total scoring output. Kedren Johnson was the team's leading returning scorer at 3.1 points per contest.
Odom	Junior forward Rod Odom scored a career-high 20 points and had three made threes in the Commodores' one-point loss at LSU on February 6, and followed up that performance with a 15-point outing in the win over Arkansas on February 9. He is averaging 13.7 points per game in his last three contests.

HEAD COACH KEVIN STALLINGS



THE STALLINGS FILE

Born: October 1, 1960
High School: Collinsville (Ill.) '78
College: Bachelor's Degree in Business Management and Marketing, Purdue, '82, Master's Degree in Counseling, Purdue, '85
Family: Wife, Lisa, three children, Jacob (22), Alexa (18), Jordyn (12)

WINNINGEST COACHES AT VANDERBILT

Coach	Yrs	Record	Pct
1. Roy Skinner (1959, 1962-76)	16	278-135	.673
2. Kevin Stallings (1999-)	14	270-173	.609
3. Bob Polk (1948-58, 1960-61)	13	197-106	.650
4. C.M. Newton (1982-89)	8	129-115	.529
5. Jan van Breda Kolff (1994-99)	6	104-81	.562
6. Josh Cody (1924-27, 1932-36)	9	98-100	.495
7. Eddie Fogler (1990-93)	4	81-48	.628

WINNINGEST COACHES AT MEMORIAL GYM

Coach	Yrs	Record
1. Kevin Stallings (2000-)	14	184-53
2. Roy Skinner (1959, 1962-76)	16	181-41
3. Bob Polk (1948-58, 1960-61)	8	96-15
4. C.M. Newton (1982-89)	8	91-37
5. Jan van Breda Kolff (1994-99)	6	75-20
6. Eddie Fogler (1990-93)	4	54-12



STALLINGS THROUGH THE YEARS

Year	School	Position	W-L	Conf.	Postseason
2013	Vanderbilt	Head Coach	9-14	3-8	-
2012	Vanderbilt	Head Coach	25-11	10-6	NCAA Third Round
2011	Vanderbilt	Head Coach	23-11	9-7	NCAA Second Round
2010	Vanderbilt	Head Coach	24-9	12-4	NCAA First Round
2009	Vanderbilt	Head Coach	19-11	8-8	-
2008	Vanderbilt	Head Coach	26-8	10-6	NCAA First Round
2007	Vanderbilt	Head Coach	22-12	10-6	NCAA Regional Semifinals
2006	Vanderbilt	Head Coach	17-13	7-9	NIT First Round
2005	Vanderbilt	Head Coach	20-14	8-8	NIT Quarterfinals
2004	Vanderbilt	Head Coach	23-10	8-8	NCAA Regional Semifinals
2003	Vanderbilt	Head Coach	11-18	3-13	—
2002	Vanderbilt	Head Coach	17-15	6-10	NIT First Round [^]
2001	Vanderbilt	Head Coach	15-15	4-12	—
2000	Vanderbilt	Head Coach	19-11	8-8	NIT First Round
1999	Illinois State	Head Coach	16-15	7-11	—
1998	Illinois State	Head Coach	25-6	16-2 [•]	NCAA Second Round
1997	Illinois State	Head Coach	24-6	14-4 [•]	NCAA First Round
1996	Illinois State	Head Coach	22-12	13-5	NIT Quarterfinals
1995	Illinois State	Head Coach	20-13	13-5	NIT Second Round
1994	Illinois State	Head Coach	16-11	12-6	—
1993	Kansas	Assistant	29-7	11-3 [•]	NCAA Final Four
1992	Kansas	Assistant	27-5	11-3 [•]	NCAA Second Round
1991	Kansas	Assistant	27-8	10-4 [•]	NCAA Final Four*
1990	Kansas	Assistant	30-5	11-3	NCAA Second Round
1989	Kansas	Assistant	19-12	6-8	—
1988	Purdue	Assistant	29-4	16-2 [•]	NCAA Sweet 16
1987	Purdue	Assistant	25-5	15-3 [•]	NCAA Second Round
1986	Purdue	Assistant	22-10	11-7	NCAA First Round
1985	Purdue	Assistant	20-9	12-6	NCAA First Round
1984	Purdue	Assistant	22-7	15-3 [•]	NCAA First Round
1983	Purdue	Assistant	21-9	11-7	NCAA Second Round
1982	Purdue	Player	18-14	11-7	NIT Final Four
1981	Purdue	Player	21-11	10-8	NIT Final Four
1980	Purdue	Player	27-8	11-7 [#]	NCAA Final Four*
1979	Belleville J.C.	Player	28-9	—	NJCAA Tournament
Totals at Vanderbilt (Head Coach)			270-173	106-113	
Totals at Illinois State (Head Coach)			123-63	75-33	
Head Coach Totals			393-236	181-145	
Totals at Kansas (Assistant Coach)			132-37	49-21	
Totals at Purdue (Assistant Coach)			139-44		
Totals at Purdue (playing)			66-33		

• Regular season conference champions; # Conference tournament champions; * Lost in National Championship game; ^ Included an Opening Round play-in game that Vanderbilt won over Houston.

25	In 33 seasons, his teams have made 25 tournament appearances, including 19 NCAA berths and three Final Fours.
24	20-Win Seasons in his career and 12 conference championships.
7	20-Win Seasons in last nine seasons and total number of 20-win seasons at Vanderbilt, the most of any Commodore coach.
270	Number of victories at Vanderbilt. Trails only Roy Skinner, who had 278 career wins, for all-time winningest coach mark.
393	Total victories as a head coach.
3	SEC Players of the Year in his 13-year tenure - Dan Langhi (2000), Derrick Byers (2007), Shan Foster (2008).
24	All-SEC Performers during his time at Vanderbilt.
3	Consecutive trips to the NCAA Tournament (2010, 2011, 2012), the first time Vanderbilt has accomplished the feat.
6	NCAA Tournaments in the last nine seasons.
2	Sweet 16 appearances as Commodore mentor (2004, 2007).
42	At Vanderbilt, all 42 of his seniors either have earned or are currently working toward their college degree.
61	The Commodores won their first SEC Tournament crown in 61 years after defeating #1 Kentucky in final in 2012.
1	Only one losing season as a player or coach in 33 years.
139	Number of victories in last seven seasons with Vanderbilt prior to 2012-13, an average of 23.2 wins a season.



0		ROD ODOM F ★ 6-9 ★ 212 ★ Jr. ★ Central Islip, N.Y. <table border="1"> <thead> <tr> <th>PPG</th> <th>RPG</th> <th>APG</th> <th>SPG</th> <th>BPG</th> <th>MPG</th> </tr> </thead> <tbody> <tr> <td>9.8</td> <td>4.1</td> <td>0.8</td> <td>0.5</td> <td>0.7</td> <td>30.3</td> </tr> </tbody> </table>	PPG	RPG	APG	SPG	BPG	MPG	9.8	4.1	0.8	0.5	0.7	30.3	NOTES: Played in all 93 games of his career... started in 22 of 23 games this season, scored a career-high 20 points at LSU (2/6), was 7-of-9 from free throw line, and scored 15 points vs. Arkansas (2/9).	CAREER HIGHS Pts. - 20, at LSU (2/6/13) Rebs. - 8, vs. Ore. (11/11/11) Ast. - 2, 8 times Min. - 37, vs. Tenn. (2/13/13)												
	PPG	RPG	APG	SPG	BPG	MPG																						
9.8	4.1	0.8	0.5	0.7	30.3																							
2		KEDREN JOHNSON G ★ 6-4 ★ 215 ★ So. ★ Lewisburg, Tenn. <table border="1"> <thead> <tr> <th>PPG</th> <th>RPG</th> <th>APG</th> <th>SPG</th> <th>BPG</th> <th>MPG</th> </tr> </thead> <tbody> <tr> <td>14.1</td> <td>4.0</td> <td>3.4</td> <td>1.3</td> <td>0.6</td> <td>32.3</td> </tr> </tbody> </table>	PPG	RPG	APG	SPG	BPG	MPG	14.1	4.0	3.4	1.3	0.6	32.3	NOTES: VU's leading scorer...Scored 25 points vs. MTSU, his third 20+-pt game this year, scored career high 28 points against Davidson...Tallied double figures in 17 of 23 games this season...Had career-high eight assists vs. Ole Miss.	CAREER HIGHS Pts. - 28, vs. Davidson (11/22/12) Rebs. - 8, 2x, last at SC (1/19/13) Ast. - 8, 2x, last vs. Ole Miss (1/15/13) Min. - 41, vs. Ole Miss (1/15/13)												
	PPG	RPG	APG	SPG	BPG	MPG																						
14.1	4.0	3.4	1.3	0.6	32.3																							
10		NATHAN WATKINS G ★ 6-5 ★ 190 ★ Fr. ★ Brentwood, Tenn. <table border="1"> <thead> <tr> <th>PPG</th> <th>RPG</th> <th>APG</th> <th>SPG</th> <th>BPG</th> <th>MPG</th> </tr> </thead> <tbody> <tr> <td>0.0</td> <td>0.5</td> <td>0.0</td> <td>0.0</td> <td>0.0</td> <td>1.0</td> </tr> </tbody> </table>	PPG	RPG	APG	SPG	BPG	MPG	0.0	0.5	0.0	0.0	0.0	1.0	5	ALEX GENDELMAN G ★ 6-0 ★ 175 ★ Fr. ★ Purchase, N.Y. <table border="1"> <thead> <tr> <th>PPG</th> <th>RPG</th> <th>APG</th> <th>SPG</th> <th>BPG</th> <th>MPG</th> </tr> </thead> <tbody> <tr> <td>0.0</td> <td>0.0</td> <td>0.0</td> <td>0.0</td> <td>0.0</td> <td>1.0</td> </tr> </tbody> </table>	PPG	RPG	APG	SPG	BPG	MPG	0.0	0.0	0.0	0.0	0.0	1.0
	PPG	RPG	APG	SPG	BPG	MPG																						
0.0	0.5	0.0	0.0	0.0	1.0																							
PPG	RPG	APG	SPG	BPG	MPG																							
0.0	0.0	0.0	0.0	0.0	1.0																							
11		KYLE FULLER G ★ 6-1 ★ 180 ★ Jr. ★ Moreno Valley, Calif. <table border="1"> <thead> <tr> <th>PPG</th> <th>RPG</th> <th>APG</th> <th>SPG</th> <th>BPG</th> <th>MPG</th> </tr> </thead> <tbody> <tr> <td>9.5</td> <td>2.6</td> <td>1.9</td> <td>0.7</td> <td>0.1</td> <td>28.6</td> </tr> </tbody> </table>	PPG	RPG	APG	SPG	BPG	MPG	9.5	2.6	1.9	0.7	0.1	28.6	NOTES: Started 14 games this season...Scored career-high 25 points at Xavier (12/6) in win, including all 12 of team's points in overtime...Named SEC POTW for his exploits vs. Xavier, the first of his career...Scored 14 pts. vs. Auburn (1/23).	CAREER HIGHS Pts. - 25, vs. Xavier (12/6/12) Rebs. - 6, 2x, vs. Cornell (12/17/12) Ast. - 6, vs. Nich. St. (11/10/12) Min. - 40, vs. Xavier (12/6/12)												
	PPG	RPG	APG	SPG	BPG	MPG																						
9.5	2.6	1.9	0.7	0.1	28.6																							
14		CARTER JOSEPHS G ★ 5-10 ★ 165 ★ Fr. ★ San Antonio, Texas <table border="1"> <thead> <tr> <th>PPG</th> <th>RPG</th> <th>APG</th> <th>SPG</th> <th>BPG</th> <th>MPG</th> </tr> </thead> <tbody> <tr> <td>0.0</td> <td>0.0</td> <td>0.0</td> <td>0.0</td> <td>0.0</td> <td>1.0</td> </tr> </tbody> </table>	PPG	RPG	APG	SPG	BPG	MPG	0.0	0.0	0.0	0.0	0.0	1.0	33	ANDRIS KEHRIS F ★ 6-7 ★ 215 ★ Fr. ★ Riga, Latvia <table border="1"> <thead> <tr> <th>PPG</th> <th>RPG</th> <th>APG</th> <th>SPG</th> <th>BPG</th> <th>MPG</th> </tr> </thead> <tbody> <tr> <td>0.0</td> <td>0.0</td> <td>0.0</td> <td>0.0</td> <td>0.0</td> <td>1.0</td> </tr> </tbody> </table>	PPG	RPG	APG	SPG	BPG	MPG	0.0	0.0	0.0	0.0	0.0	1.0
	PPG	RPG	APG	SPG	BPG	MPG																						
0.0	0.0	0.0	0.0	0.0	1.0																							
PPG	RPG	APG	SPG	BPG	MPG																							
0.0	0.0	0.0	0.0	0.0	1.0																							
15		KEVIN BRIGHT G ★ 6-5 ★ 210 ★ Fr. ★ Mannheim, Germany <table border="1"> <thead> <tr> <th>PPG</th> <th>RPG</th> <th>APG</th> <th>SPG</th> <th>BPG</th> <th>MPG</th> </tr> </thead> <tbody> <tr> <td>6.5</td> <td>5.7</td> <td>1.3</td> <td>0.5</td> <td>0.4</td> <td>29.4</td> </tr> </tbody> </table>	PPG	RPG	APG	SPG	BPG	MPG	6.5	5.7	1.3	0.5	0.4	29.4	NOTES: Started 19 games this season...Won SEC FOTW earlier this year...team's leading rebounder...Scored in double figures 5 times...came off the bench to score 12 pts vs. Ole Miss and Auburn (all 3's).	CAREER HIGHS Pts. - 15, vs. Nich. St. (11/10/12) Rebs. - 12, vs. Villanova (12/1/12) Ast. - 3, vs. Cornell (12/17/12) Min. - 42, vs. Xavier (12/6/12)												
	PPG	RPG	APG	SPG	BPG	MPG																						
6.5	5.7	1.3	0.5	0.4	29.4																							
20		A.J. ASTROTH G ★ 6-6 ★ 200 ★ Fr. ★ Tampa, Fla. <table border="1"> <thead> <tr> <th>PPG</th> <th>RPG</th> <th>APG</th> <th>SPG</th> <th>BPG</th> <th>MPG</th> </tr> </thead> <tbody> <tr> <td>0.8</td> <td>1.0</td> <td>0.6</td> <td>0.2</td> <td>0.0</td> <td>6.2</td> </tr> </tbody> </table>	PPG	RPG	APG	SPG	BPG	MPG	0.8	1.0	0.6	0.2	0.0	6.2	NOTES: Big shooting guard from Tampa, Fla., who averaged 22 points, 7.5 rebounds, 4.5 assists, and 3.4 steals for his Wharton High School team... Saw first action since Oregon vs. Ala. A&M... Played career-high 14 min. at Arkansas.	CAREER HIGHS Pts. - 2, 2x, last at Mizzou (1/26/13) Rebs. - 4, at Ark. (1/12/13) Ast. - 1, 2x, last at Mizzou (1/26/13) Min. - 14, at Ark. (1/12/13)												
	PPG	RPG	APG	SPG	BPG	MPG																						
0.8	1.0	0.6	0.2	0.0	6.2																							
21		SHELDON JETER F ★ 6-7 ★ 215 ★ Fr. ★ Beaver Falls, Pa. <table border="1"> <thead> <tr> <th>PPG</th> <th>RPG</th> <th>APG</th> <th>SPG</th> <th>BPG</th> <th>MPG</th> </tr> </thead> <tbody> <tr> <td>5.6</td> <td>3.5</td> <td>0.4</td> <td>0.7</td> <td>0.7</td> <td>17.3</td> </tr> </tbody> </table>	PPG	RPG	APG	SPG	BPG	MPG	5.6	3.5	0.4	0.7	0.7	17.3	NOTES: A very highly decorated player from Beaver Falls High School...Started seven games... Shooting 49.5% from the floor this season...had career-high 7 rebounds vs. Tenn. (1/29) and at LSU (2/6)...Tallied 13 points vs. Arkansas (2/9).	CAREER HIGHS Pts. - 14, vs. W&M (1/2/13) Rebs. - 7, 2x, last at LSU (2/6/13) Ast. - 2, vs. Ole Miss (1/15/13) Min. - 32, vs. Ole Miss (1/15/13)												
	PPG	RPG	APG	SPG	BPG	MPG																						
5.6	3.5	0.4	0.7	0.7	17.3																							
24		DAI-JON PARKER G ★ 6-3 ★ 190 ★ So. ★ Baton Rouge, La. <table border="1"> <thead> <tr> <th>PPG</th> <th>RPG</th> <th>APG</th> <th>SPG</th> <th>BPG</th> <th>MPG</th> </tr> </thead> <tbody> <tr> <td>5.9</td> <td>3.1</td> <td>2.3</td> <td>0.7</td> <td>0.3</td> <td>26.5</td> </tr> </tbody> </table>	PPG	RPG	APG	SPG	BPG	MPG	5.9	3.1	2.3	0.7	0.3	26.5	NOTES: Athletic two guard who played in all 36 games last season, made first start of his career vs. Ole Miss (1/15), scored 16 pts, a career-best in career-high 38 minutes...Had career-high nine rebounds and four assists at LSU (2/6).	CAREER HIGHS Pts. - 16, vs. Ole Miss (1/15/13) Rebs. - 9, at LSU (2/6/13) Ast. - 4, 2x, last at LSU (2/6/13) Min. - 38, vs. Ole Miss (1/15/13)												
	PPG	RPG	APG	SPG	BPG	MPG																						
5.9	3.1	2.3	0.7	0.3	26.5																							
34		SHELBY MOATS F ★ 6-8 ★ 225 ★ So. ★ Waconia, Minn. <table border="1"> <thead> <tr> <th>PPG</th> <th>RPG</th> <th>APG</th> <th>SPG</th> <th>BPG</th> <th>MPG</th> </tr> </thead> <tbody> <tr> <td>3.3</td> <td>3.0</td> <td>1.0</td> <td>0.4</td> <td>0.1</td> <td>18.1</td> </tr> </tbody> </table>	PPG	RPG	APG	SPG	BPG	MPG	3.3	3.0	1.0	0.4	0.1	18.1	NOTES: 6'8 forward who will play some center this season...started eight games this year, played in 21...scored career-high 9 points and had career-best 10 rebounds vs. UK in 27 minutes.	CAREER HIGHS Pts. - 9, vs. UK (1/10/13). Rebs. - 10, vs. UK (1/10/13) Ast. - 4, vs. Ole Miss (1/15/13) Min. - 36, vs. Ole Miss (1/15/13)												
	PPG	RPG	APG	SPG	BPG	MPG																						
3.3	3.0	1.0	0.4	0.1	18.1																							
35		JAMES SIAKAM F ★ 6-7 ★ 210 ★ So. ★ Douala, Cameroon <table border="1"> <thead> <tr> <th>PPG</th> <th>RPG</th> <th>APG</th> <th>SPG</th> <th>BPG</th> <th>MPG</th> </tr> </thead> <tbody> <tr> <td>2.2</td> <td>2.0</td> <td>0.3</td> <td>0.4</td> <td>0.3</td> <td>10.3</td> </tr> </tbody> </table>	PPG	RPG	APG	SPG	BPG	MPG	2.2	2.0	0.3	0.4	0.3	10.3	NOTES: 6'7 athletic presence who is outstanding around the basket on the offensive and defensive glass...played in 20 games this year, made first start of his career at Tenn...scored career high 8 points and had 8 rebounds vs. Marist (11/23).	CAREER HIGHS Pts. - 8, vs. Marist (11/23/12) Rebs. - 8, vs. Marist (11/23/12) Ast. - 1, 3x, last at Mizzou (1/26/13) Min. - 19, at Ark. (1/12/13)												
	PPG	RPG	APG	SPG	BPG	MPG																						
2.2	2.0	0.3	0.4	0.3	10.3																							
40		JOSH HENDERSON C ★ 6-11 ★ 220 ★ So. ★ Roanoke, Va. <table border="1"> <thead> <tr> <th>PPG</th> <th>RPG</th> <th>APG</th> <th>SPG</th> <th>BPG</th> <th>MPG</th> </tr> </thead> <tbody> <tr> <td>4.6</td> <td>3.0</td> <td>0.9</td> <td>0.7</td> <td>0.7</td> <td>19.8</td> </tr> </tbody> </table>	PPG	RPG	APG	SPG	BPG	MPG	4.6	3.0	0.9	0.7	0.7	19.8	NOTES: 6'11 center recovering from stress fracture in his foot...has had two surgeries in last 12 months...started 12 games at center...tied career high in scoring with 13 points at Tenn. (1/29)... scored 11 points vs. Arkansas (2/9).	CAREER HIGHS Pts. - 13, vs. Ala. A&M (12/15/12) Rebs. - 7, vs. W&M (1/2/13) Ast. - 4, vs. Bucknell (11/15/11) Min. - 32, vs. Ala. (2/2/13)												
	PPG	RPG	APG	SPG	BPG	MPG																						
4.6	3.0	0.9	0.7	0.7	19.8																							

BOX SCORE VS. TENNESSEE



Official Basketball Box Score -- Game Totals -- Final Statistics
Tennessee vs Vanderbilt
02/13/13 7 p.m. at Nashville, Tenn. (Memorial Gym)



Tennessee 58 • 13-10, 5-6 SEC

#	Player	f/g	Total		3-Ptr		Rebounds			PF	TP	A	TO	Blk	Stl	Min
			FG-FGA	FT-FTA	FG-FGA	FT-FTA	Off	Def	Tot							
05	Stokes, Jarnell	f	7-14	3-4	0-0	0-0	6	4	10	1	17	2	2	5	1	37
52	McRae, Jordan	f	6-14	3-8	2-6	0-0	3	8	11	0	14	1	1	1	1	39
01	Richardson, Josh	g	3-6	0-4	0-1	0-0	0	4	4	2	6	3	1	0	1	32
04	Moore, Armani	g	2-4	0-0	0-0	0-0	0	0	0	2	4	0	1	0	0	9
11	Golden, Trae	g	4-12	1-6	1-3	3-4	1	6	7	2	12	3	2	0	0	39
00	Makanjuola, Yemi		0-0	0-0	0-0	0-0	0	0	0	0	0	0	0	0	0	2
03	Reese, Derek		0-1	0-0	0-0	0-0	0	1	1	0	0	0	0	0	0	8
13	McBee, Skylar		0-3	0-0	0-3	0-0	0	0	0	2	0	1	0	0	0	24
31	Chievous, Quinton		2-2	1-0	1-1	0-0	1	0	1	0	5	1	0	0	0	10
Team							2	2	4			2				
Totals			24-56	8-26	4-14	6-8	13	25	38	9	58	11	9	6	3	200

FG % 1st Half: 16-30 53.3% 2nd half: 8-26 30.8% Game: 24-56 42.9% Deadball Rebounds 2
3FG % 1st Half: 4-8 50.0% 2nd half: 0-6 0.0% Game: 4-14 28.6%
FT % 1st Half: 4-4 100.0% 2nd half: 2-4 50.0% Game: 6-8 75.0%

Vanderbilt 46 • 9-14, 3-8 SEC

#	Player	f/g	Total		3-Ptr		Rebounds			PF	TP	A	TO	Blk	Stl	Min
			FG-FGA	FT-FTA	FG-FGA	FT-FTA	Off	Def	Tot							
00	ODOM, Rod	f	2-10	2-2	0-4	2-2	4	1	5	2	6	0	0	0	0	37
21	JETER, Sheldon	f	2-3	0-1	0-0	0-1	0	3	3	2	4	0	0	1	0	18
02	JOHNSON, Kedren	g	5-12	1-2	1-3	0-0	0	4	4	1	11	4	5	1	0	27
15	BRIGHT, Kevin	g	1-5	3-8	0-3	1-2	3	8	11	2	3	1	0	2	2	38
24	PARKER, Dai-Jon	g	3-4	0-1	1-1	0-0	0	1	1	2	7	3	2	0	1	26
11	FULLER, Kyle		3-10	1-1	1-3	0-0	1	1	2	2	7	1	1	0	0	28
34	MOATS, Shelby		2-3	0-0	0-0	0-0	0	0	0	1	4	0	0	0	0	5
35	SIKAM, James		0-0	0-0	0-0	0-0	0	0	0	0	0	0	1	0	0	3
40	HENDERSON, Josh		2-6	0-1	0-0	0-1	0	1	1	0	4	1	2	0	0	18
Team							1	0	1							
Totals			20-53	9-28	3-14	3-6	9	19	28	12	46	10	11	4	3	200

FG % 1st Half: 11-25 44.0% 2nd half: 9-28 32.1% Game: 20-53 37.7% Deadball Rebounds 2
3FG % 1st Half: 3-6 50.0% 2nd half: 0-8 0.0% Game: 3-14 21.4%
FT % 1st Half: 3-5 60.0% 2nd half: 0-1 0.0% Game: 3-6 50.0%

Officials: Doug Shows, Antinio Petty, Patrick Evans
Technical fouls: Tennessee-None. Vanderbilt-None.
Attendance: 12868

Score by periods	1st	2nd	Total
Tennessee	40	18	58
Vanderbilt	28	18	46

Points	In Paint	Off T/O	2nd Chance	Fast Break	Bench
UT	30	14	14	2	5
VU	30	9	2	6	15

Last FG - UT 2nd-04:02, VU 2nd-01:12.
Largest lead - UT by 16 2nd-16:48, VU by 2 1st-19:27.

Score tied - 3 times.
Lead changed - 5 times.

RECAP & NOTES

Jarnell Stokes scored 17 points and grabbed 10 rebounds for his sixth straight double-double to lead Tennessee to a 58-46 victory over in-state rival Vanderbilt.

Jordan McRae had 14 points and 11 rebounds as the Volunteers (13-10, 5-7 Southeastern Conference) won their third straight over the Commodores to match their longest winning streak in the series in nine years.

Tennessee led by as many as 16 and swatted away a late rally by Vanderbilt (9-14, 3-8), which was swept in the season series for the sixth time in 13 years.

After a 3-pointer by Kyle Fuller less than 10 minutes in, Tennessee stormed in front thanks to 53.3-percent shooting (16 of 30) in the first half. McRae responded on the next possession with a running jumper off the backboard and the Vols surged ahead.

During a frenzied stretch, which included more than 6 minutes without stoppage in play, Tennessee gained control with a 20-6 run, including eight straight points from Stokes. His emphatic dunk with 1:47 left gave the Vols a 40-28 lead. Stokes charged untouched through the lane for an explosive, one-handed slam. The sophomore, who recorded his SEC-best 10th double-double of the season, wore a huge grin as he jogged down the court.

Trae Golden made his first start in more than a month and scored 12 points for the Vols.

Kedren Johnson scored 11 points and Kevin Bright grabbed 11 rebounds for the Commodores, who have lost five of six.

In the teams' previous meeting in Knoxville, Vanderbilt fell behind 12-0 before charging back only to fall short 58-57.

★ Vanderbilt made a three-pointer for the 855th game in a row, which ranks second in the nation behind UNLV. VU has made a three in every game since the line's inception in the 1986-87 season.

★ Kedren Johnson scored 11 points, marking the 17th time this season he has reached double-figures. He also led the team in assists with four.

★ Kevin Bright led Vanderbilt with 11 rebounds. It is the third time this season Bright has pulled down double-digit rebounds.

★ Tennessee shot 53.3% in the first half, compared to 44.0% for the Commodores, and held a 40-28 lead at the half. Vanderbilt's only lead came at the 19:27 mark of the first half.

★ Tennessee outrebounded Vanderbilt, 38-28, and scored 14 second-chance points, compared to only two for the Commodores.

★ The Commodores had a rough night from three, shooting only 21.4% (3-14).



2012-13 Roster

No.	Name	Pos.	Ht.	Wt.	Cl.-Yr	Hometown (Previous School)
0	Rod Odom	F	6-9	212	Jr.- 3rd	Central Islip, N.Y. (Middlesex School (Mass.))
1	Eric McClellan	G	6-4	180	So.-2nd	Austin, Texas (University of Tulsa)
2	Kedren Johnson	G	6-4	215	So.-2nd	Lewisburg, Tenn. (Marshall County)
5	Alex Gendelman	G	5-9	175	Fr.-1st	Purchase, N.Y. (Rye Country Day School)
10	Nathan Watkins	G	6-5	190	Fr.-1st	Brentwood, Tenn. (Ensworth School)
11	Kyle Fuller	G	6-1	180	Jr.-3rd	Moreno Valley, Calif. (Rancho Verde)
14	Carter Josephs	G	5-10	165	Fr.-1st	San Antonio, Texas (Tom C. Clark)
15	Kevin Bright	G	6-5	210	Fr.-1st	Mannheim, Germany (Urspring Basketball Academy)
20	A.J. Astroth	G	6-6	200	Fr.-1st	Tampa, Fla. (Wharton)
21	Sheldon Jeter	F	6-7	215	Fr.-1st	Beaver Falls, Pa. (Beaver Falls)
24	Dai-Jon Parker	G	6-3	190	So.-2nd	Baton Rouge, La. (Milton (Ga.))
33	Andris Kehris	F	6-7	215	Fr.-1st	Riga, Latvia
34	Shelby Moats	F	6-8	225	So.-2nd	Waconia, Minn. (Waconia)
35	James Siakam	F	6-7	210	R-So.-3rd	Douala, Cameroon (Brehm Prep (Ill.))
40	Josh Henderson	C	6-11	220	R-So.-3rd	Roanoke, Va. (Cave Spring)

COACHING STAFF

Head Coach **Kevin Stallings** (Purdue, 1982) - 14th
 Assistant Coach **David Cason** (Illinois State, 1995) - 2nd
 Assistant Coach **Brad Frederick** (North Carolina, 1999) - 14th
 Assistant Coach **Tom Richardson** (St. Xavier (Ill.), 1977) - 10th
 Director of Operations..... **Dan Cage** (Vanderbilt, 2007) - 3rd

SUPPORT STAFF

Athletic Communications Dir. **Andy Boggs** (Florida State, 1998)
 Academic Support..... **Neal Clark** (Kentucky, 1992)
 Athletic Trainer..... **Shannon Gordon** (Indiana State, 1992)
 Strength and Conditioning..... **Curtis Turner** (Clemson, 2002)

PRONUNCIATION GUIDE

David Cason **KAY-Sahn**
 Kedren Johnson **KEE-Dren**
 Dai-Jon Parker..... **DAY-Jon**
 James Siakam..... **See-OK-em**

ROSTER BY CLASS

Juniors (2)

Kyle Fuller Moreno Valley, Calif.
Rod Odom Central Islip, N.Y.

Sophomores (6)

Josh Henderson Roanoke, Va.
Kedren Johnson Lewisburg, Tenn.
Eric McClellan Austin, Texas
Shelby Moats Waconia, Minn.
Dai-Jon Parker Baton Rouge, La.
James Siakam Douala, Cameroon

Freshmen (7)

A.J. Astroth Tampa, Fla.
Kevin Bright Mannheim, Germany
Alex Gendelman Purchase, N.Y.
Sheldon Jeter Beaver Falls, Pa.
Carter Josephs San Antonio, Texas
Andris Kehris Riga, Latvia
Nathan Watkins Nashville, Tenn.



MEMORIAL MAGIC - THE HOME TO VANDERBILT HOOPS SINCE 1952

HISTORIC MEMORIAL GYMNASIUM IN 61ST SEASON

Storied Memorial Gymnasium is in its 61st season as the host venue of Vanderbilt basketball. The SEC's most historic hoops setting has played host to more than 850 men's contests as well as the 1984 and 1991 SEC Tournaments and 40 men's and women's NCAA Tournament contests (since the early 1980s).

As the oldest gymnasium in the SEC, Memorial Gymnasium is renowned for its end zone benches, raised floor and unique atmosphere. It was dedicated in 1952 as a memorial to all Vanderbilt men and women who served in World War II. It was built by the late master architect Edwin Keeble, who was commissioned to build a combination gymnasium/concert hall.

.782	All-time winning percentage at Memorial Gym (730-203).
184	Career wins at Memorial Gym for Kevin Stallings, and is now the facility's all-time wins leader.
.901	Winning percentage against non-conference opponents since 1990 (182-20).
115-13	Stallings' non-conference record at home.
6	Undefeated seasons at home.

Winningest Coaches at Memorial Gymnasium

Coach	Yrs	Record
1 Kevin Stallings (2000-Present)	14	184-53
2. Roy Skinner (1959, 1962-76)	16	181-41
3. Bob Polk (1948-58, 1960-61)	8	96-15
4. C.M. Newton (1982-89)	8	91-37
5. Jan van Breda Kolff (1994-99)	6	75-20
6. Eddie Fogler (1990-93)	4	54-12

Stallings' Year-By-Year Record At Memorial Gym

Year	Won	Lost
2012-13	6	6
2011-12	13	5
2010-11	14	3
2009-10	14	2
2008-09	13	4
2007-08	19	0
2006-07	14	3
2005-06	10	6
2004-05	17	2
2003-04	15	2
2002-03	10	6
2001-02	13	4
2000-01	12	7
1999-00	14	3

ANNUAL ATTENDANCE FIGURES

Year	All Games	Attendance	Average	NCAA Rank	SEC Games	SEC Attendance	Average
2012-13	12	127,798	10,650	-	6	69,227	11,538
2011-12	18	246,561	13,698	18	8	112,368	14,046
2010-11	17	234,632	13,802	18	8	114,346	14,293
2009-10	16	217,965	13,623	21	8	113,539	14,192
2008-09	17	225,686	13,276	25	8	112,833	14,104
2007-08	19	254,954	13,418	22	8	113,713	14,214
2006-07	17	204,511	12,030	31	8	109,043	13,630
2005-06	16	195,159	12,197	24	8	108,258	13,532
2004-05 [^]	19	191,678	10,088	43	8	105,357	13,170
2003-04	17	192,301	11,312	33	8	106,990	13,374
2002-03	16	153,123	9,570	46	8	96,906	12,113
2001-02	17	150,325	8,843	50	8	93,873	11,734
2000-01	19	186,468	9,814	45	8	102,055	12,757
1999-00*	18	197,770	10,987	30	8	106,741	13,343
1998-99	16	192,538	12,034	26	8	106,128	13,266
1997-98	16	213,974	13,373	21	8	117,819	14,727
1996-97	16	207,771	12,986	25	8	120,214	15,027
1995-96	18	226,354	12,575	28	8	112,996	14,125
1994-95	13	183,042	14,080	17	8	118,932	14,867
1993-94	16	223,997	14,000	15	8	121,345	15,168
1992-93	14	212,156	15,154	11	8	122,536	15,317
1991-92	17	210,585	12,387	29	8	115,104	14,388
1990-91	16	214,638	13,415	19	9	133,482	14,831
1989-90	19	259,992	13,684	18	9	136,136	15,126
1988-89	15	224,657	14,977	13	9	137,212	15,246
1987-88	16	223,747	13,984	14	9	138,393	15,377
1986-87	17	226,343	13,314	14	9	130,854	14,539
1985-86	15	200,806	13,387	14	9	128,059	14,229
1984-85	16	194,390	12,149	17	9	122,514	13,613
1983-84	18	249,292	13,850	10	9	135,546	15,050
1982-83	17	237,584	13,976	9	9	135,418	15,046
1981-82	14	202,225	14,445	9	9	131,699	14,633
1980-81	15	227,478	15,165	9	9	136,436	15,160
1979-80	15	228,029	15,202	5	9	138,754	15,417
1978-79	14	215,330	15,380	5	9	139,930	15,547
1977-78	14	207,375	14,813	5	9	134,232	14,915
1976-77	15	211,966	14,131	4	9	149,108	16,568
1975-76	13	180,901	13,915	-	9	135,375	15,042
1974-75	12	178,527	14,877	-	9	134,304	14,923
1973-74	12	182,728	15,227	-	9	140,252	15,584
1972-73	12	173,567	14,464	-	9	131,193	14,577
1971-72	12	156,778	13,065	-	9	120,172	13,352
1970-71	12	170,634	14,220	-	9	130,260	14,473
1969-70	12	176,763	14,730	-	9	135,745	14,861
1968-69	12	126,896	10,575	-	9	95,300	10,589
1967-68	12	129,722	10,810	-	9	96,274	10,697
1966-67	12	105,492	8,791	-	9	79,173	8,797
1965-66	12	106,022	8,835	-	9	62,368	8,910
1964-65	12	98,821	8,235	-	9	65,712	8,214
1963-64	12	84,827	7,069	-	6	35,684	5,947
1962-63	12	75,261	6,272	-	6	46,183	6,598
1961-62	13	73,640	5,665	-	8	47,357	5,920
1960-61	13	74,187	5,707	-	7	45,549	6,507
1959-60	14	76,199	5,443	-	8	46,064	5,758



VANDERBILT ATHLETIC COMMUNICATIONS

INTERVIEW POLICY

Vanderbilt head coach Kevin Stallings and selected Vanderbilt players will be available to the media before practice on a weekly basis during the non-conference season, and bi-weekly during the SEC season.

The times for those media sessions will be emailed to media members in advance of those pre-practice interviews.

Media may photograph the first 20 minutes of practice. All practices are closed to the public.

POSTGAME INTERVIEW POLICY

Vanderbilt head coach Kevin Stallings will enter the Memorial Gym interview room after the NCAA-mandated 10-minute cooling off period, followed by Vanderbilt players.

Visiting coach and player interviews will be at the discretion of the visiting SID.

VUCOMMODORES.COM

The official website of Vanderbilt athletics, vucommo- dore.com, includes pregame notes, season statistics, videos of press conferences and meetings with the media, live stats, twitter feeds, and stream- ing audio and video of everything that is Commodore athletics.

@VANDYMBB

The official Twitter feed of Vanderbilt men's bas- ketball, follow the latest information and get breaking news on Commodore basketball.

QUICK FACTS

Location.....Nashville, Tenn.
Founded.....1873
Conference.....Southeastern (East)
Enrollment.....6,738
Nickname.....Commodores
Colors.....Black and Gold
Home Arena.....Memorial Gymnasium (14,316)
Chancellor.....Nicholas Zeppos
Vice Chancellor.....David Williams II
Faculty Rep.....Richard McCarty

Basketball Staff

Head Coach.....Kevin Stallings
Record Overall.....393-236 (20)
Record at Vanderbilt.....270-173 (14)
Assistant Coaches.....David Cason, Brad Frederick, Tom Richardson,
Director of Operations.....Dan Cage
Athletic Trainer.....Shannon Gordon
Academic Counselor.....Neal Clark
Administrative Assistant.....Debbie Green
Strength and Conditioning Coach.....Curtis Turner
Office Number.....(615) 322-6530

Athletic Communications

Men's Basketball SID.....Andy Boggs
Media Relations Address.....2601 Jess Neely Dr.
Nashville, TN 37212
Office Phone.....(615) 343-1847
Office Fax.....(615) 343-7064
E-Mail.....Andy.Boggs@Vanderbilt.edu

NBA

Vanderbilt had three players drafted in the first 31 picks of the 2012 NBA Draft, the first time that has happened in program history. Junior guard John Jenkins was drafted 23rd by the Atlanta Hawks, senior Festus Ezeli was drafted 30th by the Golden State Warriors, and senior forward Jeffery Taylor was drafted 31st by the Charlotte Bobcats. Vanderbilt tied for the second-most players drafted in first 31 picks - Kentucky had four, while UNC also had three.

1 of 6

Programs to place all four revenue sports (football, men's and women's basketball, baseball) in postseason play in 2011-12 academic year.

KJ

Sophomore point guard Kedren Johnson is the most improved scorer in the SEC from last season, when he averaged 3.1 points per game. He currently averages 14.1 points per contest.

NLI

The Commodores had one signee in the fall, 6'9 big man Damian Jones of Baton Rouge, La. Jones, who attends Scotlandville Magnet in Baton Rouge, is regarded as one of the best big men in the class of 2013.

4

Four out of the next six games will be away from Memorial Gym with trips to Kentucky, Miss. State, Auburn and Florida.

60.5

The Commodores are only surrendering 60.5 points per game, which marks Vanderbilt's best scoring defensive effort since 1950-51 (60.5 ppg).

2012-13 TRENDS

Winning Opening Tip.....4-3
Losing Opening Tip.....5-11
VU Scores First.....5-5
Opponent Scores First.....4-9
Leading at Halftime.....8-2
Trailing at Halftime.....1-11
Tied at Halftime.....0-1
Leading with Five Minutes Remaining.....8-4
Trailing with Five Minutes Remaining.....1-9
Tied with Five Minutes Remaining.....0-1
Leading with Two Minutes Remaining.....8-1
Trailing with Two Minutes Remaining.....1-12
Tied with Two Minutes Remaining.....0-1
Overtime.....1-1
Games Decided by Three Points or Less.....1-3
Games Decided by 4-10 Points.....1-4
Games Decided by 11-20 Points.....5-4
Games Decided by 21-plus Points.....2-3
VU Shoots 50% or Better.....4-0
VU Shoots 40% or Better.....9-6
VU Shoots Lower Than 40%.....0-8
Opponent Shoots 50% or Better.....1-2
Opponent Shoots 40% or Better.....3-11
Opponent Shoots Lower Than 40%.....5-3
VU Outshoots Opponent.....7-2
VU Outshot by Opponent.....2-12
Shoot Same Percentage.....0-0
VU Scores 70 Points or More.....4-1
VU Scores Less Than 70 Points.....5-13
VU Scores 80 Points or More.....1-0
VU Scores 90 Points or More.....0-0
Opponent Scores 70 Points or More.....0-4
Opponent Scores Less Than 70 Points.....9-10
Opponent Scores 80 Points or More.....0-2
Opponent Scores 90 Points or More.....0-0
Makes More 3-Pointers Than Opponent.....8-5
Makes Fewer 3-Pointers Than Opponent.....0-8
3-Pointers are Equal.....1-1
Outrebounded Opponent.....7-3
Outrebounded by Opponent.....2-10
Rebounds are Equal.....1-1
Playing on National TV.....2-9
Playing on Regional TV.....3-4
Playing on Weekday.....4-9
Playing on Weekend.....5-5
Game Tips Before 6 p.m. CT (afternoons).....5-6
Game Tips After 6 p.m. CT (evenings).....4-8
In White Uniforms.....6-5
In Black Uniforms.....3-7
In Gold Uniforms.....0-2
In November.....2-3
In December.....3-3
In January.....3-5
In February.....1-3
In March.....0-0
Home.....6-6
Neutral.....1-3
Away.....2-5
Conferences
vs. Non-Conference.....6-6
Southland.....1-0
Pac 12.....0-1
Southern.....0-1
MAAC.....0-1
Conference USA.....1-0
Big East.....0-1
Atlantic 10.....1-1
SWAC.....1-0
Ivy.....1-0
Sun Belt.....0-1
Colonial.....1-0
SEC.....3-8
Lineups
Johnson, Fuller, Bright, Odom, Moats.....2-2
Johnson, Fuller, Bright, Odom, Henderson.....4-5
Johnson, Parker, Jeter, Odom, Moats.....2-2
Johnson, Parker, Bright, Odom, Siakam.....0-1
Johnson, Parker, Bright, Jeter, Henderson.....0-1
Johnson, Parker, Bright, Jeter, Odom.....1-1



ABOUT TEXAS A&M

QUICK FACTS

Location..... College Station, Texas
Founded..... 1872
Conference..... SEC
Enrollment..... 50,054
Nickname..... Aggies
Colors..... Maroon and White
Home Arena..... Reed Arena (12,989)
President..... R. Bowen Loftin
Athletics Director..... Eric Hyman

Basketball Staff

Head Coach..... Billy Kennedy
Record Overall..... 240-206 (15)
Record at Texas A&M..... 29-27 (2)
Assistant Coaches..... Glynn Cyprien
 Kyle Keller, John Reese

- The Aggies enter Saturday's contest with a 15-9 overall record, 5-6 in league play. Elston Turner leads Texas A&M with 16.5 points per contest, while Fabyon Harris also averages double figures (11.6 ppg).
- This will be the first meeting between the two schools as members of the SEC, and only the second all-time. Vanderbilt defeated A&M, 79-69, on Dec. 3, 1955, at Memorial Gym.
- Coach Stallings has never faced Texas A&M as a head coach.

STAT COMPARISON (2012-13)

	VU		A&M	
	All	SEC	All	SEC
Record	9-14	3-8	15-9	5-6
Scoring Offense	59.0	58.2	62.9	60.2
Scoring Defense	60.5	61.6	59.8	60.5
Scoring Margin	-1.6	-3.5	+3.2	-0.3
FG%	.410	.398	.440	.417
FG% Defense	.410	.408	.410	.430
3FG%	.352	.349	.356	.323
3FG% Defense	.321	.328	.326	.337
Free Throw %	.607	.636	.700	.718
Rebounding	32.3	33.1	33.7	34.0
Rebounding Margin	-1.7	-0.9	+2.5	+3.6
Turnovers/game	13.5	14.2	13.2	13.8
Opponent Turnovers	12.6	11.7	14.0	14.7
Steals	5.6	4.6	6.8	7.2
Blocks	3.5	3.5	3.0	2.8

Vanderbilt Radio Network

FISHER, THOMPSON COURTSIDE TO CALL ACTION ON VANDERBILT RADIO NETWORK FROM IMG COLLEGE

Joe Fisher and Tim Thompson are back at courtside this season, describing the action of every Commodore game to Vanderbilt followers throughout the Southeast.

Fisher, the Voice of the Commodores, will anchor Vanderbilt play-by-play for the 15th consecutive year.

A Nashville native, Fisher also handles the play-by-play broadcasting duties for Commodore football and a select number of baseball games. He also serves as the Director of Broadcasting for Vanderbilt Student Athletics.

Prior to working for Vanderbilt, Fisher served as a television sports anchor in the Nashville market (1987-1996), with stints at WSMV-4 and WKRN-2. He also worked in the public relations field for two years.

Thompson, who is in his 12th year providing color commentary, played for Vanderbilt from 1975-79, receiving the Outstanding Leader and Civitan Sportsmanship Awards. He currently works with Nike College Sports Marketing.

Broadcast Engineer Bob Horner is in his 31st year courtside producing broadcasts of Commodore basketball. During his tenure, Horner has worked more than 750 games for Vanderbilt.

The broadcasts are produced by IMG College, the exclusive multi-media rightsholder for Vanderbilt. Jeff Miller is the general manager.

Radio Affiliates

WLAC 1510-AM	Nashville*
WQSV 790-AM	Ashland City
WDEF 1370-AM	Chattanooga
WKFN 540-AM	Clarksville
WEKR 1240-AM	Fayetteville
WJJM 1490-AM	Lewisburg
WMSR 1320-AM	Manchester
WOWW 1430-AM	Memphis
WOWW 97.7-FM	Memphis

* Commodore Flagship Station

1996-97	The Commodores are represented by three countries on this year's roster - the United States, Cameroon (James Siakam), and Germany (Kevin Bright) - to continue Vanderbilt's line of foreign players. VU has had a player from outside of the United States on its roster for every season dating back to the 1996-97 campaign. The countries represented in the last 16 years are the Ivory Coast, Poland, Austria, England, Australia, Cameroon, Nigeria, Sweden, and Germany.
855	Vanderbilt has made a 3-pointer in 855 consecutive games, a streak which began at the inception of the 3-point line in 1986-87. The Commodores rank second only to UNLV for the longest streak in Division I basketball. Vanderbilt, UNLV and Princeton are the only three schools in college basketball to have made at least one 3-pointer in every game played since the 3-point line was implemented.
Freshmen	Freshmen Kevin Bright and Sheldon Jeter have had an impact on this year's Commodore team, especially in league play. In SEC games only, the two have combined to shoot 41.5% from the floor, with Bright also leading the team in rebounding in league games only at 4.9 rebounds per game. Jeter is averaging 7.4 points in league games, while Bright is adding 6.5 points per game.
All-Time	Coach Stallings is now the all-time wins leader at Memorial Gym with 184 wins. Stallings surpassed Vanderbilt legend Roy Skinner for the all-time lead in wins at the legendary facility earlier this season against William and Mary.
Variety	The Commodores have been led in scoring by five different players this season, in rebounding by eight nine players, and six different leaders in assists. Of the 10 players who have played in SEC games, nine have received a start, and the Commodores have used five starting lineups in the last six games.
17	Vanderbilt set a new Memorial Gym record with 17 made three-point field goals (17-of-40) against Ole Miss on Jan. 15. The previous record was 16, and it happened twice (16, Vanderbilt vs. South Carolina, 1/9/94; Vanderbilt vs. Arkansas, 2/11/95). The 40 three-point attempts set a new school and Memorial Gym record for most attempts in a single game. The previous mark was 38 set versus Mississippi State in 2008. Against Alabama on February 2, VU shot a season best 53.3% from three as a team.



INS AND OUTS

Career Games Played

Player	Games	Starts	Cons. Starts
Rod Odom	93	32	3
Kyle Fuller	75	16	0
Kedren Johnson	59	23	23
Dai-Jon Parker	51	9	9
Shelby Moats	36	8	0
James Siakam	30	1	0
Josh Henderson	29	12	0
Kevin Bright	23	19	5
Sheldon Jeter	23	7	2
A.J. Astroth	5	0	0
Carter Josephs	3	0	0
Alex Gendelman	2	0	0
Andris Kehriss	1	0	0

Double-Digit Scoring Games

Player	Career (Record)	'12-13	Cons.
Kedren Johnson	18 (8-10)	17 (7-10)	1 (0-1)
Rod Odom	15 (8-7)	9 (5-4)	-
Kyle Fuller	10 (6-4)	10 (6-4)	-
Kevin Bright	5 (3-2)	5 (3-2)	-
Josh Henderson	5 (4-1)	4 (3-1)	-
Dai-Jon Parker	4 (2-2)	3 (1-2)	-
Sheldon Jeter	4 (3-1)	4 (3-1)	-

Double-Digit Rebounding Games

Player	Career	'12-13	Cons.
Kevin Bright	3 (1-2)	3 (1-2)	1 (0-1)
Shelby Moats	1 (0-1)	1 (0-1)	-

Double-Digit Assist Games

Player	Career	'12-13	Cons.
Kevin Bright	2 (1-1)	2 (1-1)	-

Double-Doubles

Player	Career	'12-13	Cons.
Kevin Bright	2 (1-1)	2 (1-1)	-

Triple Doubles

Player	Career	'12-13	Cons.
Kevin Bright	2 (1-1)	2 (1-1)	-

2012-13 Lineup Record

Johnson, Fuller, Bright, Odom, Moats	2-2
Johnson, Fuller, Bright, Odom, Henderson	4-6
Johnson, Parker, Jeter, Odom, Moats	2-2
Johnson, Parker, Bright, Odom, Siakam	0-1
Johnson, Parker, Bright, Jeter, Henderson	0-1
Johnson, Parker, Bright, Odom, Henderson	0-1
Johnson, Parker, Bright, Jeter, Odom	1-1

PRESEASON SEC POLL

Vanderbilt was picked to finish 10th in the SEC by a select group of 30 media members in a poll released by the league prior to the SEC Basketball Media Days in Birmingham.

PRESEASON MEDIA POLL -- PTS

Kentucky (17)	328
Florida (5)	310
Missouri (1)	286
Tennessee (1)	269
Arkansas	226
Alabama	222
Mississippi	186
Georgia	149
Texas A&M	122
Vanderbilt	120
LSU	116
Auburn	95
South Carolina	54
Mississippi State	37

***First-Place Votes in Parentheses**

MEDIA VOTE

FIRST TEAM ALL-SEC

BJ Young – Arkansas, G, 6-3, 180, Soph., St. Louis, Mo.
 Kenny Boynton – Florida, G, 6-2, 190, Sr., Pompano Beach, Fla.
 Nerlens Noel – Kentucky, F, 6-10, 228, Fr., Everett, Mass.
 Phil Pressey – Missouri, G, 5-11, 175, Jr., Dallas, Texas
 Jarnell Stokes – Tennessee, F, 6-8, 270, Soph., Memphis, Tenn.

SECOND TEAM ALL-SEC

Marshawn Powell – Arkansas, F, 6-7, 240, Jr., Newport News, Va.
 Patric Young – Florida, G, 6-9, 249, Jr., Jacksonville, Fla.
 Kentavious Caldwell-Pope – Georgia, G, 6-5, 205, Soph., Greenville, Ga.
 Alex Poythress – Kentucky, F, 6-7, 239, Fr., Clarksville, Tenn.
 Michael Dixon, Jr. – Missouri, G, 6-1, 190, Sr., Kansas City, Mo.
 Jeronne Maymon – Tennessee, F, 6-7, 260, Sr., Madison, Wis.

SEC Player of the Year: Phil Pressey, Missouri

COACHES VOTE

FIRST TEAM ALL-SEC

Trevor Releford, Alabama
 BJ Young, Arkansas
 Kenny Boynton, Florida
 Patric Young, Florida
 Kentavious Caldwell-Pope, Georgia
 Nerlens Noel, Kentucky
 Phil Pressey, Missouri
 Jeronne Maymon, Tennessee

SECOND TEAM ALL-SEC

Marshawn Powell, Arkansas
 Alex Poythress, Kentucky
 Johnny O'Bryant III, LSU
 Reginald Buckner, Ole Miss
 Murphy Holloway, Ole Miss
 Trae Golden, Tennessee
 Jarnell Stokes, Tennessee
 Elston Turner, Texas A&M

SEC STANDINGS

2012-13 SEC STANDINGS (2/15/13)

	SEC	Pct.	All	Pct.
Florida	10-1	.909	20-3	.870
Kentucky	8-3	.727	17-7	.708
Alabama	8-3	.727	16-8	.667
Ole Miss	7-4	.636	18-6	.750
Missouri	7-4	.636	18-6	.750
Georgia	6-5	.545	12-12	.500
Arkansas	6-5	.545	15-9	.625
Texas A&M	5-6	.455	15-9	.625
LSU	5-6	.455	14-8	.636
Tennessee	5-6	.455	13-10	.565
Vanderbilt	3-8	.273	9-14	.391
Auburn	3-8	.273	9-15	.375
South Carolina	2-9	.182	12-12	.500
Mississippi St.	2-9	.182	7-16	.304

SEC STATS

VU TEAM SEC RANKINGS (2/15/13)

Category	SEC	All
Scoring	11th (58.2)	14th (59.0)
Scoring Defense	5th (61.6)	5th (60.5)
Scoring Margin ... T-10th (-3.5)		13th (-1.6)
FT%	14th (.636)	14th (.607)
FG%	11th (.398)	13th (.410)
FG% Defense	4th (.408)	8th (.410)
3FG%	4th (.349)	4th (.352)
3FG% Defense	6th (.328)	7th (.321)
3FG Made	2nd (7.5)	2nd (7.4)
Rebound Margin	8th (-0.9)	12th (-1.7)
Blocks	T-7th (3.5)	12th (3.5)
Assists	6th (12.0)	11th (11.4)
Steals	12th (4.6)	12th (5.6)
Turnover Margin	10th (-2.5)	10th (-1.0)
Assist/TO Ratio	8th (0.8)	10th (0.8)

VU INDIVIDUAL SEC RANKINGS (2/15/13)

Kedren Johnson	SEC	Total
Scoring	NA	10th (14.1)
Assists	3rd (4.1)	8th (3.3)
3FG Made	NA	10th (1.9)
A/TO Ratio	10th (1.2)	NA
Minutes Played	NA	4th (32.3)
Kevin Bright	SEC	Total
Def. Rebounds	NA	T-9th (4.6)

Game 1 • Nov. 10, 2012

Nicholls State 65
at Vanderbilt 80
Nashville, Tenn. (Memorial Gym)

Nicholls State 65 - 0-1

#	Player	Total		3-Pr		Rebounds		FT-FTA		PF		A TO Bk Stl		Min	
		FG	FGA	FG	FGA	Off	Def	Off	Def	PF	TP	A	Bk		Stl
00	Prest, Lashlan	2-6	2-6	0-0	0-0	2	6	2	0	1	0	1	0	26	
01	McBeath, Sam	5-16	1-7	4-5	0	4	4	1	15	3	2	1	1	29	
02	Hunter, Fred	9-14	1-2	2-3	4	6	10	1	21	2	3	0	0	28	
11	Rilleux, Shane	3-7	1-1	0-0	0	2	2	7	1	1	0	0	0	27	
24	Carpenter, T.J.	4-7	1-3	2-3	0	3	3	11	2	2	0	0	0	28	
34	Smith, Jeremy	1-4	0-1	0-0	0	2	4	2	0	2	0	0	0	14	
10	Maciel, Pedro	0-1	0-1	0-0	0	3	1	0	0	1	0	0	0	19	
13	Julien, Travis	0-1	0-0	0-0	1	1	2	0	0	1	1	0	0	10	
24	Bailey, Sterling	1-1	1-1	0-0	0	0	1	3	0	0	0	0	0	11	
30	Smith-Hyde, Linden	0-0	0-0	0-0	0	0	1	0	0	0	0	0	0	8	
Team		25-58		7-21		8-11		7		23		10		65	
Totals		25-58		7-21		8-11		7		23		10		65	

FG % 1st Half:	32.0	31.0%	2nd Half:	16.29	55.2%	Game:	25-58	43.1%	Deatball	Rebounds	2
3FG % 1st Half:	1-10	10.0%	2nd Half:	6-11	54.5%	Game:	7-21	33.3%			
FT % 1st Half:	3-4	75.0%	2nd Half:	5-7	71.4%	Game:	10-17	58.8%			

Vanderbilt 80 - 1-0

#	Player	Total		3-Pr		Rebounds		FT-FTA		PF		A TO Bk Stl		Min	
		FG	FGA	FG	FGA	Off	Def	Off	Def	PF	TP	A	Bk		Stl
00	ODOM, Rod	3-5	1-3	0-0	0	7	7	1	7	1	3	1	1	33	
04	MOATS, Shelby	3-7	2-5	0-0	1	2	1	8	1	0	0	0	0	30	
02	JOHNSON, Kedren	9-13	5-9	0-0	1	1	2	1	8	1	0	0	0	38	
11	FULLER, Kyle	6-13	2-5	1-3	0	3	3	15	6	1	0	0	0	36	
15	BRIGHT, Kevin	5-8	3-3	2-2	1	7	8	4	15	1	3	0	0	24	
21	JETER, Sheldon	1-6	1-3	0-0	1	2	3	1	1	0	0	0	0	17	
35	SIKAMM, James	1-1	0-0	2-2	0	1	4	4	1	0	0	0	0	9	
40	HENDERSON, Josh	1-3	0-0	1-2	2	0	2	0	3	0	0	0	0	13	
Team		28-57		12-26		12-18		8		27		35		140	
Totals		28-57		12-26		12-18		8		27		35		140	

FG % 1st Half:	10-30	33.3%	2nd Half:	18-27	66.7%	Game:	28-57	49.1%	Deatball	Rebounds	4
3FG % 1st Half:	4-7	57.1%	2nd Half:	8-11	72.7%	Game:	12-26	46.2%			
FT % 1st Half:	4-7	57.1%	2nd Half:	8-11	72.7%	Game:	12-18	66.7%			

Officials: Antonio Petty, Ed Corbett, Karl Hess

Technical fouls: Nicholls State-None, Vanderbilt-None.

Attendance: 7655

Score by periods	1st	2nd	Total
Nicholls State	22	43	65
Vanderbilt	26	52	80

Points	In	Off	2nd	Fast	Bench
NICH	38	10	10	4	5
VU	30	11	7	10	10

Last FG - NICH 2nd-00:40, VU 2nd-00:10

Largest lead - NICH by 14:06:50, VU by 20:2nd-10:00

Score tied - 7 times

Lead changed - 2 times

Game 2 • Nov. 16, 2012

Vanderbilt 48
at Oregon 74
Eugene, Ore. (Matthew Knight Arena)

Vanderbilt 48 - 1-1

#	Player	Total		3-Pr		Rebounds		FT-FTA		PF		A TO Bk Stl		Min	
		FG	FGA	FG	FGA	Off	Def	Off	Def	PF	TP	A	Bk		Stl
00	ODOM, Rod	3-13	1-6	2-2	2	1	3	4	9	1	4	0	1	24	
04	MOATS, Shelby	0-2	0-2	0-0	0	2	2	5	0	1	0	0	0	22	
02	JOHNSON, Kedren	5-15	2-8	2-4	0	4	4	2	14	3	5	0	0	38	
11	FULLER, Kyle	9-9	0-1	5-6	0	1	1	0	17	1	6	0	0	37	
15	BRIGHT, Kevin	2-4	1-2	0-2	2	6	8	1	5	1	1	0	1	28	
14	JOSEPH, Carter	0-0	0-0	0-0	0	0	0	0	0	0	0	0	0	1	
20	ASTROTH, A.J.	0-2	0-1	0-0	0	0	0	0	0	0	0	0	0	3	
21	JETER, Sheldon	0-1	0-1	0-0	0	5	5	1	0	0	0	0	0	13	
35	SIKAMM, James	0-1	0-0	0-2	0	0	0	0	0	0	0	0	0	13	
40	HENDERSON, Josh	0-0	0-0	3-4	3	2	5	4	3	2	2	0	1	21	
Team		16-47		4-21		12-30		8		21		29		140	
Totals		16-47		4-21		12-30		8		21		29		140	

FG % 1st Half:	6-22	27.3%	2nd Half:	10-25	40.0%	Game:	16-47	34.0%	Deatball	Rebounds	4
3FG % 1st Half:	2-9	22.2%	2nd Half:	2-12	16.7%	Game:	4-21	19.0%			
FT % 1st Half:	6-8	75.0%	2nd Half:	6-12	50.0%	Game:	12-30	60.0%			

Oregon 74 - 3-0

#	Player	Total		3-Pr		Rebounds		FT-FTA		PF		A TO Bk Stl		Min	
		FG	FGA	FG	FGA	Off	Def	Off	Def	PF	TP	A	Bk		Stl
25	Singler, E.J.	5-13	3-9	9-11	1	4	5	3	22	6	0	0	2	26	
05	Woods, Tony	3-5	0-0	4-5	0	1	1	3	10	1	3	1	0	19	
01	Ariss, Dominic	2-5	0-2	0-0	0	3	3	4	3	1	0	0	0	23	
10	Lloyd, Johnathan	9-13	1-2	0-0	1	2	3	3	3	3	0	1	0	20	
21	Dotson, Damyean	4-9	2-6	0-0	0	4	4	0	10	1	0	1	0	25	
04	Lucente, Nicholas	0-0	0-0	0-0	0	0	0	0	0	0	0	0	0	1	
05	Richardson, Fred	1-2	0-1	1-1	1	2	0	0	0	0	0	0	0	3	
12	Baker, Coleton	0-0	0-0	0-0	0	0	0	0	0	0	0	0	0	2	
14	Kazemi, Arsalan	2-2	0-0	1-2	2	5	7	2	5	1	1	0	0	21	
20	Austin, Waverly	3-8	0-0	0-0	2	4	6	0	4	6	1	0	0	18	
34	Moore, Willie	1-2	0-1	0-0	1	2	2	2	2	0	0	0	0	5	
32	Carter, Ben	0-1	0-0	0-0	2	2	1	0	2	0	0	0	0	9	
33	Emory, Carlos	3-5	0-1	3-3	0	1	1	1	9	1	0	1	0	25	
40	Kuemper, Austin	0-0	0-0	0-0	1	1	0	0	0	0	0	0	0	3	
Team		25-55		6-22		18-22		8		27		35		140	
Totals		25-55		6-22		18-22		8		27		35		140	

FG % 1st Half:	16-32	50.0%	2nd Half:	9-23	39.1%	Game:	25-55	45.5%	Deatball	Rebounds	4
3FG % 1st Half:	5-13	38.5%	2nd Half:	1-9	11.1%	Game:	6-22	27.3%			
FT % 1st Half:	4-4	100%	2nd Half:	14-16	87.5%	Game:	18-22	81.8%			

Officials: Michael Greenstein, Frank Harvey III, Justin Van Doyne

Technical fouls: Vanderbilt-TEAM 2, Oregon-None.

Attendance: 9137

Score by periods	1st	2nd	Total
Vanderbilt	20	28	48
Oregon	41	33	74

Points	In	Off	2nd	Fast	Bench
VU	19	11	3	8	2
ORE	30	28	8	14	25

Last FG - VU 2nd-02:53, ORE 2nd-02:16

Largest lead - VU None, ORE by 30:2nd-04:15

Score tied - 1 time

Lead changed - 0 times

Game 3 • Nov. 22, 2012

Vanderbilt 62
vs. Davidson 75
Orlando, Fla. (Old Spice Classic)

Vanderbilt 62 - 1-2

#	Player	Total		3-Pr		Rebounds		FT-FTA		PF		A TO Bk Stl		Min	
		FG	FGA	FG	FGA	Off	Def	Off	Def	PF	TP	A	Bk		Stl
00	ODOM, Rod	1-7	0-5	4-6	1	3	4	0	6	1	1	1	0	31	
04	MOATS, Shelby	0-2	0-2	0-0	0	2	2	3	0	1	0	0	0	18	
02	JOHNSON, Kedren	9-11	4-6	2-2	0	3	4	28	1	5	0	1	0	30	
11	FULLER, Kyle	6-15	2-5	0-0	1	5	6	2	14	1	2	0	0	39	
15	BRIGHT, Kevin	0-2	0-0	0-0	2	2	4	0	2	1	0	0	0	31	
21	JETER, Sheldon	3-6	0-0	0-0	1	3	4	3	6	0	1	1	0	18	
35	SIKAMM, James	2-2	0-0	0-0	0	0	1	4	0	1	0	0	0	11	
40	HENDERSON, Josh	2-5	0-0	1-2	3	2	4	0	1	1	0	1	0	22	
Team		25-66		6-18		6-8		9		29		15		62	
Totals		25-66		6-18		6-8		9		29		15		62	

FG % 1st Half:	10-24	41.7%	2nd Half:	15-32	46.9%	Game:	25-56	44.6%	Deatball	Rebounds	2
3FG % 1st Half:	2-4	50.0%	2nd Half:	4-12	33.3%						

Game 4 • Nov. 23, 2012

Vanderbilt..... 33
vs. Marist..... 50
Orlando, Fla. (Old Spice Classic)

Marist 50 - 2-3

#	Player	Total			3-Pr			Rebounds			PF	TP	A	T	Bk	St	Min
		FG	FGA	FT	FTA	FG	FGA	FT	FTA	Off							
44	Lewis, Chavaughn	f	2-7	0-1	1-2	0	3	1	5	2	2	1	2	34			
56	Kemp, Adam	f	1-6	0-0	2-4	2	3	2	4	0	1	2	1	25			
20	Price, Devin	g	5-16	3-10	0-1	2	2	4	1	13	4	0	2	37			
11	Morton, Isaiah	g	4-10	3-8	2-4	0	4	4	1	13	5	4	0	39			
29	Bowie, Jay	g	2-4	0-1	0-0	3	9	12	1	4	1	1	0	32			
24	Thomas, Manny	g	2-3	2-2	0-0	0	3	3	1	6	0	0	0	11			
32	Curry, T.J.	g	2-2	1-1	0-0	0	1	1	5	0	0	0	0	4			
35	Lawrence, Phillip	g	0-0	0-0	0-0	0	2	2	0	0	0	0	0	4			
44	Truog, Eric	g	0-1	0-0	0-2	1	3	4	2	0	0	2	0	14			
Team			0-3			0-8			0-2								
Totals			18-49	9-23	5-13	10	39	43	10	50	9	14	3	6	200		

FG % 1st Half: 19.2% 37.0% 2nd Half: 9.2% 36.4% Game: 18-49 36.7% Deadball Rebounds: 2
3FG % 1st Half: 5.1% 38.5% 2nd Half: 4.1% 40.0% Game: 9-23 39.1%
FT % 1st Half: 2.3% 65.7% 2nd Half: 3.1% 30.0% Game: 5-13 38.9%

Vanderbilt 33 - 1-3

#	Player	Total			3-Pr			Rebounds			PF	TP	A	T	Bk	St	Min
		FG	FGA	FT	FTA	FG	FGA	FT	FTA	Off							
06	ODOM, Rod	f	2-10	0-1	1-2	2	2	4	3	5	0	1	1	30			
40	HENDERSON, Josh	c	2-8	0-0	0-0	2	2	8	1	4	0	0	1	22			
02	JOHNSON, Kedren	g	2-11	0-5	0-0	2	6	8	3	4	3	2	0	38			
11	FULLER, Kyle	g	2-12	0-5	0-0	0	0	0	1	4	1	2	0	36			
15	BRIGHT, Kevin	g	1-5	1-3	0-0	1	7	8	2	3	0	2	0	26			
21	JETER, Sheldon	g	1-4	1-2	0-0	2	0	2	1	3	0	1	1	11			
34	MOATS, Shelby	g	1-6	0-4	0-0	1	6	7	2	0	2	0	1	18			
35	SIKAM, James	g	3-5	0-0	2-4	6	2	8	2	8	0	3	1	19			
Team			0-2			0-2			0-2								
Totals			14-61	2-20	3-6	16	27	43	15	33	4	13	3	9	200		

FG % 1st Half: 6.3% 20.0% 2nd Half: 8.31 23.0% Game: 14-61 23.0% Deadball Rebounds: 5
3FG % 1st Half: 2.9% 22.2% 2nd Half: 0-11 0.0% Game: 2-20 10.0%
FT % 1st Half: 0.0% 0.0% 2nd Half: 3.6 50.0% Game: 3-6 50.0%

Officials: Rick Crawford, Brian O'Connell, Dony Espy
Technical fouls: Marist-None, Vanderbilt-None.
Attendance: 2927
Old Spice Classic Game Six

Score by periods	1st	2nd	Total
Vanderbilt	27	23	50
Marist	14	33	47

Last FG - Vanderbilt 2nd 01:10, VU 2nd 00:05
Largest lead - Marist by 26 pts (15:21), VU None.

ORLANDO - Devin Price and Isaiah Morton scored 13 points each and Marist beat Vanderbilt 50-33 in a consolation round game at the Old Spice Classic.

Jay Bowie added four points and 12 rebounds for Marist (2-3).

Vanderbilt (1-3) got eight points from James Siakam. The Commodores shot just 23.0 percent (14 of 61) and finished with their lowest point total since a 33-31 loss to Mississippi State on Jan. 30, 1982.

Both teams lost in Thursday's opening round. Marist lost 87-44 to West Virginia, while Davidson beat Vanderbilt 75-62.

Price hit a 3 and Chavaughn Lewis scored on a fast-break slam during an 11-0 run to start the second half that gave Marist a 38-14 lead with 15 minutes left.

Vanderbilt didn't get its first point in the second half until Siakam's free throw with 13:54 remaining. After missing their initial eight shots, Kedren Johnson's layup 1 minute, 34 seconds later was the Commodores' first second-half basket.

Johnson, who had career-high 28 points Thursday, scored four Friday.

Rod Odom's basket got Vanderbilt within 47-30 with two minutes remaining.

Price made a 3-pointer to put Marist ahead 27-9 three minutes before intermission.

Morton hit a 3 and Lewis had a three-point play as Marist went up 8-0 with 15:21 left in the first half. T.J. Curry's long-range jumper extended the Red Foxes' advantage to 13-3 three minutes later.

Vanderbilt missed its first 10 shots. Sheldon Jeter got the Commodores' first basket, a 3-pointer six minutes into the game.

Vanderbilt, looking to replace its top six scorers from last season, made just 6 of 30 shots (20 percent) during the opening half.

Game 5 • Nov. 25, 2012

UTEP..... 49
vs. Vanderbilt..... 73
Orlando, Fla. (Old Spice Classic)

Vanderbilt 73 - 2-3

#	Player	Total			3-Pr			Rebounds			PF	TP	A	T	Bk	St	Min
		FG	FGA	FT	FTA	FG	FGA	FT	FTA	Off							
02	ODOM, Rod	f	5-11	2-6	4-8	1	6	7	1	16	0	1	1	2	33		
40	HENDERSON, Josh	c	2-4	0-0	1-2	0	1	1	3	5	0	1	0	2	17		
02	JOHNSON, Kedren	g	7-11	2-4	1-2	0	2	2	1	17	0	2	0	4	36		
11	FULLER, Kyle	g	4-8	1-3	5-6	0	2	2	1	14	5	1	0	34			
15	BRIGHT, Kevin	g	2-4	2-3	0-0	0	3	3	3	6	1	4	0	1	27		
05	GENDELMAN, Alex	g	0-0	0-0	0-0	0	0	0	0	0	0	0	0	0	0		
10	WATKINS, Nathan	g	0-0	0-0	0-0	0	0	0	0	0	0	0	0	1			
14	JOSEPHS, Carter	g	0-0	0-0	0-0	0	0	0	0	0	0	0	0	1			
21	JETER, Sheldon	g	2-3	1-1	0-0	1	1	1	4	5	1	2	0	3	17		
34	MOATS, Shelby	g	3-6	1-2	1-1	4	1	5	2	8	3	0	0	1	23		
35	SIKAM, James	g	0-2	0-0	2-2	2	2	4	3	2	0	1	0	1	11		
Team			0-0			0-0			0-0								
Totals			25-49	9-19	14-19	7	18	25	18	73	10	12	1	15	200		

FG % 1st Half: 12.3% 52.2% 2nd Half: 15.0% 50.0% Game: 25-49 51.0% Deadball Rebounds: 5
3FG % 1st Half: 4.8 50.0% 2nd Half: 5-11 45.5% Game: 9-19 47.4%
FT % 1st Half: 5-8 62.5% 2nd Half: 9-11 81.8% Game: 14-19 73.7%

UTEP 49 - 1-4

#	Player	Total			3-Pr			Rebounds			PF	TP	A	T	Bk	St	Min
		FG	FGA	FT	FTA	FG	FGA	FT	FTA	Off							
31	LANG, Cedrick	f	3-6	0-0	4-8	2	5	7	4	10	0	1	0	0	20		
21	BOHANNON, John	c	4-4	0-0	3-5	0	6	6	2	11	2	4	2	0	28		
02	RAGLAND, Jason	g	2-5	2-5	0-0	0	0	0	1	6	1	0	0	0	25		
04	WASHBURN, Julian	g	2-6	0-2	0-0	1	1	1	4	2	4	0	0	28			
11	STREETER, Jacques	g	1-5	1-3	0-0	0	2	2	1	5	3	0	2	32			
05	COOPER, C.J.	g	2-5	1-3	0-0	0	2	2	1	5	1	1	0	26			
32	WASHBURN, Chris	g	0-2	0-0	0-0	0	0	0	1	0	4	1	0	20			
33	HOWARD, Twymond	g	2-5	0-0	2-2	3	1	4	0	1	0	0	0	11			
44	MOORE, Malcolm	g	1-1	0-0	2-2	1	2	3	4	0	1	0	0	9			
Team			0-2			0-2			0-2								
Totals			17-39	4-13	11-15	5	19	24	15	48	11	20	3	2	200		

FG % 1st Half: 5.1% 33.3% 2nd Half: 12.24 43.6% Game: 17-39 43.6% Deadball Rebounds: 3
3FG % 1st Half: 2.7 28.6% 2nd Half: 2-8 25.0% Game: 4-13 30.8%
FT % 1st Half: 5.7 71.4% 2nd Half: 6-8 75.0% Game: 11-15 73.3%

Officials: Karl Hess, Ray Styons, Rick Crawford
Technical fouls: Vanderbilt-None, UTEP-None.
Attendance: 1080
Old Spice Classic Game 10

Score by periods	1st	2nd	Total
Vanderbilt	33	40	73
UTEP	17	32	49

Last FG - UTEP 2nd 00:30, UTEP 2nd 01:02
Largest lead - VU by 24 pts (04:43), UTEP by 6 (16:57).

ORLANDO - Kedren Johnson scored 17 points and Rod Odom added 16 as Vanderbilt beat Texas El-Paso 73-49 in the consolation round at the Old Spice Classic.

Kyle Fuller added 14 points for Vanderbilt (2-3). The Commodores, looking to replace their top six scorers from last season's 25-win team, entered averaging 55.8 points a game.

John Bohannon had 11 points for the Miners (1-4), who have lost four in a row. The streak matches their longest skid under coach Tim Floyd.

Both teams lost their previous two games at the classic.

Vanderbilt was coming off a 50-33 loss Friday to Marist. The Commodores were also defeated 75-62 by Davidson. UTEP's losses came against Clemson (69-48) and Oklahoma (68-61).

Johnson's 3-pointer made it 57-36 with 7:30 to play. The guard, who had a career-high 28 points in Thursday's loss to Davidson, was held to four points one day later by Marist.

Vanderbilt opened the second half with a 9-2 run to grab a 42-19 lead. Shelby Moats had a 3 during the stretch.

UTEP narrowed the gap to 49-34 midway through the second on C.J. Cooper's basket.

Odom had eight points in helping Vanderbilt go ahead 33-17 at halftime.

Kevin Bright had two 3-pointers, and Odom and Fuller also hit long-range jumpers during a 19-0 stretch as Vanderbilt took a 28-12 advantage 14 minutes into the game.

UTEP went scoreless for more than eight minutes before Cedrick Lang's basket cut the deficit to 28-14 four minutes before intermission.

Lang finished with 10 points.

Bohannon's 3-point play gave UTEP an early 7-1 lead. Odom made a jumper to conclude an 8-0 run for Vanderbilt that put the Commodores up 9-7.

Game 6 • Dec. 1, 2012

Villanova..... 62
at Vanderbilt..... 52
Nashville, Tenn. (Memorial Gym)

Villanova 62 - 4-3

#	Player	Total			3-Pr			Rebounds			PF	TP	A	T	Bk	St	Min
		FG	FGA	FT	FTA	FG	FGA	FT	FTA	Off							
13	YAROU, Mouphtau	f	3-7	0-0	10-12	2	5	7	1	16	0	4	2	1	31		
25	SUTTON, Maurice	c	0-2	0-0	1-2	1	1	2	1	0	1	0	0	0	9		
04	HILLIARD, Darrin	g	3-8	2-3	0-0	0	2	2	1	8	1	1	0	2	27		
15	ARCIDIACONO, Ryan	g	1-6	1-5	5-6	0	4	4	1	8	4	2	0	32			
32	BELL, James	g	3-8	2-3	0-0	1	2	3	4	8	1	1	0	33			
05	CHENNAULT, Tony	g	1-2	1-2	0-0	0	3	3	3	2	2	0	0	16			
22	PINKSTON, JayVaughn	g	6-9	0-0	1-2	4	4	8	1	13	1	1	0	26			
23	OCHEFU, Daniel	g	1-1	0-0	1-3	0	4	4	1	3	0	1	1	14			
24	YACOBOW, Achraf	g	1-3	0-2	0-0	0											

Game 7 • Dec. 6, 2012

Vanderbilt..... 66
at Xavier (OT)..... 64
Cincinnati, Ohio (Cintas Center)

#	Player	Total			3-Pr			Rebounds			PF	TP	A	TO	Bk	Stl	Min
		FG	FGA	FT	FTA	FG	FGA	FT	FTA	Off							
00	ODOM, Rod	2-5	2-4	1-4	2	0	2	5	7	0	4	0	0	0	0	31	
40	HENDERSON, Josh	0-1	0-0	0-0	1	0	1	1	0	2	1	1	0	0	20		
20	JOHNSON, Kedren	8-16	2-5	1-3	2	2	4	1	10	3	3	2	4	4	41		
11	FULLER, Kyle	8-16	2-7	7-10	0	4	4	1	25	5	2	1	3	40			
15	BRIGHT, Kevin	3-6	2-5	3-4	2	8	10	2	11	0	1	0	0	42			
24	JETER, Shelton	0-1	0-1	0-0	0	1	1	2	0	0	0	1	0	12			
34	MOATS, Shelby	1-4	1-4	0-2	2	3	5	4	3	1	1	0	1	25			
35	SIKAM, James	0-0	0-0	1-2	1	1	2	3	0	1	0	0	0	14			
Totals		22-49	9-27	13-25	11	20	31	19	66	11	13	5	8	225			

FG % 1st Half: 10-23 43.5% 2nd Half: 8-20 40.0% OT: 4-6 66.7% Game: 22-49 44.9% Dealt/Rebounds: 1-1
3FG % 1st Half: 4-14 28.6% 2nd Half: 0-0 0.0% OT: 1-3 33.3% Game: 9-27 33.3%
FT % 1st Half: 3-5 60.0% 2nd Half: 7-12 58.3% OT: 3-8 37.5% Game: 13-25 52.0%

#	Player	Total			3-Pr			Rebounds			PF	TP	A	TO	Bk	Stl	Min
		FG	FGA	FT	FTA	FG	FGA	FT	FTA	Off							
04	TAYLOR, Travis	6-9	0-0	3-4	2	2	4	15	0	1	0	1	0	1	31		
20	MARTIN, Justin	5-7	1-3	2-3	2	3	5	4	13	3	1	0	1	40			
31	PHILMORE, Isaiah	4-9	0-1	3-4	6	4	10	2	11	1	2	0	1	38			
00	CHRISTON, Semaj	6-13	0-2	0-0	1	1	2	11	5	3	0	2	39				
11	DAVIS, Dee	9	2-7	0-0	0	2	2	6	3	3	0	1	37				
12	REDFORD, Brad	2-7	2-6	0-0	0	0	0	1	6	1	1	0	16				
21	ROBINSON, Jeff	0-1	0-1	1-2	2	3	5	2	1	0	0	0	14				
22	AMOS, Landon	0-0	0-0	0-0	0	0	0	1	0	0	0	0	3				
35	STENGER, Erik	0-0	0-0	1-2	1	2	0	1	0	0	0	0	7				
Totals		25-55	5-20	9-17	13	20	32	64	14	11	0	7	225				

FG % 1st Half: 14-26 53.8% 2nd Half: 9-23 39.1% OT: 3-6 50.0% Game: 25-55 45.5% Dealt/Rebounds: 4-1
3FG % 1st Half: 4-13 30.8% 2nd Half: 0-4 0.0% OT: 1-3 33.3% Game: 5-28 17.9%
FT % 1st Half: 1-4 25.0% 2nd Half: 3-6 50.0% OT: 5-7 71.4% Game: 9-17 52.9%

Officials: Jamie Luckie, Pat Adams, Roger Ayres
Technical fouls: Vanderbilt=None, Xavier=None
Attendance: 10011

Score by periods	1st		2nd		OT		Total
	1st	2nd	1st	2nd	1st	2nd	
Vanderbilt	27	37	12	25	6	6	68
Xavier	33	21	10	64			64

Last FG - VU: 01-01-10, XU: 01-00-06
Largest lead - VU: 4 at 01:10, XU by 13:28-17:08

Score by periods	1st		2nd		Total	
	1st	2nd	1st	2nd	1st	2nd
Alabama A&M	22	24	46			
Vanderbilt	31	40	71			

Last FG - AA&M: 2nd-05:33, VU: 2nd-01:24
Largest lead - AA&M: None, VU: 29-29-03:18

CINCINNATI - Xavier had no answer for Kyle Fuller at crunch time.

The Vanderbilt junior guard scored all of the Commodores' 12 overtime points on his way to a career-high 25 points as they outlasted Xavier for a 66-64 win on.

"It was a huge win for us," said Fuller, who scored 20 points in the second half to lead Vanderbilt back from a 13-point deficit. "We've been struggling. We're a young team and we have to learn how to win. It is a growing point for us."

Vanderbilt coach Kevin Stallings had mixed feelings about Fuller's overtime effort.

"I didn't realize that," Stallings said about Fuller's solo act. "That's awesome for him and almost embarrassing for the rest of us. Good for Kyle. He made some huge plays."

Fuller gave Vanderbilt (3-4) the lead for good at 61-60 on a leaner with 1:26 left in the game. He was fouled and missed the free throw, but he followed up by being fouled while scoring on a driving layup and making the free throw for a 64-60 lead with 1:10 left. His two free throws with 14.9 seconds left were the difference.

Sophomore guard Kedren Johnson scored 19 points and freshman guard Kevin Bright added 11 with 10 rebounds for Vanderbilt. The Musketeers knew the Commodores' strength was in their backcourt, coach Chris Mack said.

The Commodores won despite making just 13 of 25 free throws.

Travis Taylor scored 15 points to lead four Musketeers in double figures. Justin Martin added 13 and Stephon Christon finished with 12 for Xavier (6-2), which suffered its first loss in four home games. Xavier was almost as bad as Vanderbilt on free throws, making just 9 of 17.

Martin scored 10 points and Xavier shot 53.8 percent from the field (14 of 26) while leading by as many as eight points in the first half before settling for a 33-27 halftime lead.

Johnson, who went into the game leading the Commodores with an average of 16.7 points, scored 12 in the half and had four steals to help keep Vanderbilt in the game.

Game 8 • Dec. 15, 2012

Alabama A&M..... 46
at Vanderbilt..... 71
Nashville, Tenn. (Memorial Gym)

#	Player	Total			3-Pr			Rebounds			PF	TP	A	TO	Bk	Stl	Min
		FG	FGA	FT	FTA	FG	FGA	FT	FTA	Off							
00	BANKS, Justin	1-1	0-0	0-1	0	2	2	3	0	0	2	0	0	0	20		
30	TAB, Demarquette	4-8	0-0	2-4	3	4	7	4	10	1	3	0	2	32			
10	CRUTCHER, Jeremy	2-10	0-4	5-6	0	2	2	4	9	2	2	0	0	38			
12	HILL, Green	2-7	0-1	1-2	1	0	1	1	5	1	3	1	29				
40	ELLIS, Brandon	4-7	2-3	0-0	3	1	4	10	1	1	0	0	31				
01	LONG, Jose	1-3	0-2	0-0	1	5	6	0	2	1	1	0	15				
22	DAVIS, Tyler	1-3	1-0	0-0	1	1	1	3	0	1	0	0	18				
35	HOUSTON, Byron	0-0	0-0	0-0	0	0	0	0	0	0	0	0	4				
38	WEISS, Nicholas	1-7	1-4	4-4	2	1	2	1	7	1	0	0	13				
Totals		15-46	4-17	12-17	11	18	29	15	46	7	13	0	4	200			

FG % 1st Half: 9-25 36.0% 2nd Half: 6-21 28.6% Game: 15-46 32.6% Dealt/Rebounds: 1-1
3FG % 1st Half: 2-9 22.2% 2nd Half: 2-8 25.0% Game: 4-17 23.5%
FT % 1st Half: 7-7 100.0% 2nd Half: 10-15 66.7% Game: 12-17 70.6%

#	Player	Total			3-Pr			Rebounds			PF	TP	A	TO	Bk	Stl	Min
		FG	FGA	FT	FTA	FG	FGA	FT	FTA	Off							
00	ODOM, Rod	6-11	4-5	1-3	2	0	2	1	17	2	1	1	2	30			
40	HENDERSON, Josh	6-7	0-0	1-3	3	1	4	3	13	2	3	0	24				
00	JOHNSON, Kedren	5-12	3-6	6-8	0	4	4	3	19	3	1	0	23				
11	FULLER, Kyle	9	3-10	1-5	0-0	1	1	2	7	3	0	0	30				
15	BRIGHT, Kevin	2-4	1-2	0-0	2	6	8	1	5	3	0	0	31				
05	GENDIELMAN, Alex	0-1	0-1	0-0	0	0	0	0	0	0	0	0	2				
10	WATKINS, Nathan	0-0	0-0	0-0	0	1	1	0	0	2	0	0	1				
14	JOSEPHS, Carter	0-0	0-0	0-0	0	0	0	0	0	0	0	0	1				
20	ASTROTH, A.J.	1-1	0-0	0-0	0	1	1	0	2	1	0	0	7				
24	JETER, Shelton	2-2	1-1	0-1	2	4	6	3	5	1	1	0	16				
33	KEHRIS, Andre	0-0	0-0	0-0	0	1	1	1	0	0	0	0	1				
34	MOATS, Shelby	0-0	0-2	3-4	1	0	1	1	0	1	0	0	15				
35	SIKAM, James	1-1	0-0	1-2	0	2	2	3	1	0	0	0	9				
Totals		26-51	10-21	9-19	14	23	37	17	71	17	10	3	71	200			

FG % 1st Half: 12-29 41.4% 2nd Half: 14-22 63.6% Game: 26-51 51.0% Dealt/Rebounds: 1-1
3FG % 1st Half: 6-13 46.2% 2nd Half: 4-8 50.0% Game: 10-21 47.6%
FT % 1st Half: 1-4 25.0% 2nd Half: 8-15 53.3% Game: 9-19 47.4%

Officials: Doug Shows, Rick Hartzel, Don Daily
Technical fouls: Alabama A&M=None, Vanderbilt=None
Attendance: 9890

Score by periods	1st		2nd		Total	
	1st	2nd	1st	2nd	1st	2nd
Alabama A&M	22	24	46			
Vanderbilt	31	40	71			

Last FG - AA&M: 2nd-05:33, VU: 2nd-01:24
Largest lead - AA&M: None, VU: 29-29-03:18

Score by periods	1st		2nd		Total	
	1st	2nd	1st	2nd	1st	2nd
Cornell	24	31	55			
Vanderbilt	36	30	66			

Last FG - CU: 2nd-00:35, VU: 2nd-00:28
Largest lead - CU: 9-2 1:16-20, VU by 19:28-15:05

NASHVILLE - Playing for the first time in nine days, Vanderbilt struggled to pull away from Alabama A&M.

When the Commodores finally grabbed some breathing room, Kedren Johnson made sure it stayed that way, scoring 12 of his 19 points in the second half to lead Vanderbilt to a 71-46 victory.

The Commodores (4-4) played for the first time since an overtime victory at Xavier on Dec. 6. Johnson ensured consecutive wins for the first time this season. He accounted for 10 of 13 points early in the second half as a six-point lead quickly ballooned to a 16-point advantage.

"We were just trying to push the lead and not give them any hope," Johnson said. "We just had to extend the lead. After we smelled blood, we just had to go finish them."

Rod Odom added a career-high 17 points and made a career-high four 3-pointers. His second 3 of the night came with 7 seconds before halftime and gave Vanderbilt a 31-22 lead at the break.

The momentum spilled over into the second half, when the Commodores shot 63.6 percent (14 of 22). After an Alabama A&M 3-pointer cut the lead to six, Vanderbilt used a 16-6 run to pull away. Johnson began to attack the basket. He interspersed a jumper in among five free throws. His 3-pointer with 13:19 left gave the Commodores a commanding 47-31 lead. Center Josh Henderson also provided a spark, scoring 11 of his career-high 13 points in the second half.

Alabama A&M (2-6) sputtered offensively, especially after the break. The Bulldogs made just six shots in the second half and shot 32.6 percent (15 of 46) for the game. The 46 points were the fewest allowed by Vanderbilt this season.

Game 9 • Dec. 17, 2012

Cornell..... 55
at Vanderbilt..... 66
Nashville, Tenn. (Memorial Gym)

#	Player	Total			3-Pr			Rebounds			PF	TP	A	TO	Bk	Stl	Min
		FG	FGA	FT	FTA	FG	FGA	FT	FTA	Off							
32	MILLER, Shonn	4-10	0-3	5-5	3	12	15	3	13	1	0	2	1	36			
34	FIGUINI, Josh	1-3	1-2	0-0	1	0	1	1	3	1	0	0	14				
40	CRISLER, Nolan	1-6	0-3	0-0	1	1	2	1	2	0	0	1	17				
22	ASAFU-ADJEL, Miles	0-1	0-0	1-4	0	2	2	1	3	1	0	0	20				
23	GRAY, Johnathan	3-9	1-6	0-0	0	0	2	7	0	0	0	0	22				
01	CANIGER, Gabe	1-7	0-0	1-2	1	2	0	3	0	2	0	1	14				
12	SCSELF, Dominick	2-6	2-6	0-0	0	0	0	1	6	1	0	0	16				
13	PECK, Erick	0-6	0-4	2-2	0	3	1	2	0	0	0	0	18				
24	CHERRY, Devin	1-7	0-3	3-4	2	1	3	1	5	3	1	0	16				
33	TARWATER, Dwight	1-1	1-1	0-0	0	0	0	3	0	0	0	0	7				
55	CHEMERINSKI, Eitan	4-4	0-0	2-2	2	0	2	5	10	3	2	0	20				
Totals		18-60	5-28	14-19	13												

Game 10 • Dec. 21, 2012

Vanderbilt..... 52
vs. MTSU..... 56
Nashville, Tenn. (Bridgestone Arena)

Vanderbilt 52 - 55

#	Player	Total	3-Pr	Rebounds	PF	TP	A	T.O.	Bk	St	Min		
		FG	FGA	FT	FTA	Off	Def	Total					
00	ODOM, Rod	1-4	0-1	1-1	2	0	2	4	5	0	2	1	19
01	HENDERSON, Josh	1-5	0-0	0-0	2	2	3	5	2	1	0	24	
02	JOHNSON, Kedren	9-19	1-5	0-0	2	2	1	25	2	6	0	35	
11	FULLER, Kyle	3-7	0-2	2-5	0	2	2	4	8	0	0	33	
15	BRIGHT, Kevin	1-2	0-1	2-3	1	5	0	4	0	3	0	27	
21	JETER, Sheldon	1-1	1-1	0-0	0	2	2	0	3	0	1	0	4
24	PARKER, Dai-Jon	0-2	0-1	0-0	1	1	2	1	0	1	0	2	22
34	MOATS, Shelby	1-2	1-1	2-2	1	1	2	1	5	2	1	0	16
35	SIKAM, James	0-0	0-0	0-0	1	0	1	3	0	1	2	0	20
	Team												
	Totals	18-42	3-12	13-19	7	18	25	17	52	8	18	2	200

FG % 1st Half: 9.21 42.9% 2nd half: 9.21 42.9% Game: 18-42 42.9%
3FG % 1st Half: 3.8 37.5% 2nd half: 0.4 0.0% Game: 3-12 25.0%
FT % 1st Half: 10-13 76.9% 2nd half: 3-6 50.0% Game: 13-19 68.4%

Middle Tennessee 56 - 9-3

#	Player	Total	3-Pr	Rebounds	PF	TP	A	T.O.	Bk	St	Min			
		FG	FGA	FT	FTA	Off	Def	Total						
01	Hunter, Neiko	0-2	0-1	2-2	1	0	1	3	2	0	1	1	12	
30	Sutton, JF	0-4	0-0	0-0	0	2	2	1	0	2	0	0	16	
13	Massey, Bruce	7-10	1-1	2-3	1	4	5	2	17	3	1	0	25	
14	Knight, Marcos	6	2-5	0-1	1	4	5	2	3	1	0	0	27	
15	Cintron, Raymond	2	2-4	0-2	1-2	0	3	3	1	5	3	4	0	27
03	Gallman, James	0-1	0-1	0-0	0	0	0	0	0	0	0	0	10	
05	Knight, Tweety	3-6	0-0	0-0	3	0	3	6	0	4	0	1	15	
12	Jones, Shawn	3-8	0-0	2-3	6	3	9	2	8	0	4	1	0	22
21	Walker, Tom	1-2	0-0	0-1	0	0	0	2	0	0	0	0	3	
22	Jones, Jason	0-1	0-0	0-0	0	1	1	1	0	0	0	0	1	
24	Hammonds, Kerry	3-5	2-3	3-4	0	0	0	4	11	1	1	1	24	
40	Rozier, Jarquez	0-2	0-0	0-0	0	3	2	0	1	0	0	0	11	
	Team													
	Totals	21-48	3-8	11-16	14	20	34	22	56	10	20	3	200	

FG % 1st Half: 10-22 45.5% 2nd half: 11-26 42.3% Game: 21-48 43.8%
3FG % 1st Half: 3-6 50.0% 2nd half: 0-2 0.0% Game: 3-8 37.5%
FT % 1st Half: 8-10 80.0% 2nd half: 3-6 50.0% Game: 11-16 68.8%

Officials: John Hampton, Ron Groover, Marc Elford
Technical fouls: Vanderbilt None, Middle Tennessee-TEAM
Attendance: 8307

Score by periods	1st	2nd	Total
Vanderbilt	31	21	52
Middle Tennessee	31	25	56

Last FG - VU 2nd 01:56, MT 2nd 02:31
Largest lead - VU 9:20-14:10, MT 7:16-14:34

NASHVILLE - Tweety Knight scored a go-ahead layup with 1:08 left to lift Middle Tennessee State to a 56-52 victory over Vanderbilt.

Bruce Massey scored 17 points to lead the Blue Raiders (9-3), who ended the game on a 16-3 run to get their first win against Vanderbilt since 1995.

After Knight's layup, Kerry Hammonds plucked a steal from Kedren Johnson and finished with a layup for a three-point cushion. Johnson missed a 3-pointer and Raymond Cintron's free throws with 7.5 seconds left sealed the win.

The Commodores (5-5) led 49-40 with 9:58 left but went scoreless for nearly the next six minutes.

Johnson scored 15 of his 25 points in the first half to lead Vanderbilt. He banked in his final basket with 1:56 left to give Vanderbilt a 52-51 lead before Knight responded.

Hammonds scored a season-high 11 points for Middle Tennessee, which had lost five straight against its in-state neighbors from 38 miles away.

The game had five ties and 10 lead changes. Vanderbilt, which had won three in a row, appeared in control early in the second half.

Johnson scored four straight points to end a 10-2 run as the Commodores feasted on 20 turnovers by Middle Tennessee. Johnson's jumper with less than 10 minutes to go catapulted Vanderbilt to its largest lead.

The Blue Raiders slowly charged back. After consecutive baskets by Massey, Shawn Jones and Knight each scored off offensive rebounds to cut the lead to 49-48 with 4:36 left.

A minute later, Cintron drove the lane to give the Blue Raiders their first lead since late in the first half. Johnson answered with a tough shot inside.

Knight missed his first layup but wrestled for the rebound with Vanderbilt center Josh Henderson to force a jump ball in favor of Middle Tennessee. The Blue Raiders pounced on the second-chance opportunity. Marcos Knight lofted a pass to his younger brother, who came open for an easy layup.

The Commodores had won 29 of 33 in the all-time series. The game was played downtown at Bridgestone Arena, marking the first neutral-site contest between the schools.

Game 11 • Dec. 29, 2012

Butler..... 68
at Vanderbilt 49
Nashville, Tenn. (Memorial Gym)

Butler 68 - 10-2

#	Player	Total	3-Pr	Rebounds	PF	TP	A	T.O.	Bk	St	Min		
		FG	FGA	FT	FTA	Off	Def	Total					
21	JONES, Roosevelt	1-6	0-0	2-4	3	3	6	3	6	0	0	24	
23	MARSHALL, Kyle	4-5	0-0	1-2	2	9	11	1	9	0	0	23	
44	SMITH, Andrew	4-7	0-1	0-1	0	2	2	4	8	0	1	0	21
40	BARLOW, Alex	3-3	0-1	2-2	0	4	4	4	6	3	2	0	23
15	CLARKE, Rotnei	7-15	6-9	2-2	1	2	1	22	3	2	0	1	30
00	SMEATHERS, Andrew	0-0	0-0	0-0	0	0	0	0	0	0	0	0	1
02	MORGAN, Devonize	0-1	0-0	0-0	0	0	0	0	0	1	0	0	3
04	FROMM, Erik	0-0	0-0	1-2	1	2	2	1	0	0	0	0	13
11	ALDRIDGE, Jackson	0-1	0-0	0-0	0	0	0	0	0	0	0	0	3
22	KAMPEN, Elliott	0-0	0-0	0-0	0	0	0	0	0	0	0	0	1
24	DUNHAM, Kellen	4-8	2-5	2-2	1	2	2	12	2	1	0	0	26
30	KAMPEN, Emerson	0-0	0-0	0-0	0	0	0	0	0	0	0	0	1
31	WOODS, Cameron	1-2	0-1	2-2	2	7	9	1	4	0	4	1	20
33	STIGALL, Chase	0-3	0-3	0-0	1	1	2	0	2	1	0	1	11
	Team												
	Totals	24-51	8-20	12-17	11	31	42	18	68	13	12	2	51

FG % 1st Half: 11-31 35.5% 2nd half: 13-20 65.0% Game: 24-51 47.1%
3FG % 1st Half: 3-8 37.5% 2nd half: 5-8 62.5% Game: 8-20 40.0%
FT % 1st Half: 1-3 33.3% 2nd half: 6-8 75.0% Game: 12-17 70.6%

Vanderbilt 49 - 5-6

#	Player	Total	3-Pr	Rebounds	PF	TP	A	T.O.	Bk	St	Min			
		FG	FGA	FT	FTA	Off	Def	Total						
00	ODOM, Rod	1-9	1-3	1-2	1	4	5	3	4	0	1	2	0	31
01	HENDERSON, Josh	2-4	0-0	1-2	1	0	1	3	5	2	0	1	1	24
02	JOHNSON, Kedren	3-10	1-3	2-5	0	2	2	2	9	4	2	0	0	31
11	FULLER, Kyle	4-9	1-3	1-3	0	2	2	2	10	0	0	0	1	26
15	BRIGHT, Kevin	1-4	1-3	0-2	0	2	2	1	3	0	0	0	28	
20	ASTROTHY, A.J.	0-0	0-0	0-0	0	0	0	0	0	0	0	0	1	
21	JETER, Sheldon	2-3	1-2	0-0	0	3	3	2	5	1	2	0	1	13
24	PARKER, Dai-Jon	2-5	1-2	0-0	2	2	2	1	5	0	0	0	21	
34	MOATS, Shelby	2-5	1-1	3-5	3	5	4	8	0	2	0	0	16	
35	SIKAM, James	0-2	0-0	0-0	1	1	2	0	0	2	0	0	9	
	Team													
	Totals	17-51	7-17	8-19	9	18	27	16	49	7	9	3	200	

FG % 1st Half: 8-26 30.8% 2nd half: 9-25 36.0% Game: 17-51 33.3%
3FG % 1st Half: 3-8 37.5% 2nd half: 4-9 44.4% Game: 7-17 41.2%
FT % 1st Half: 3-5 60.0% 2nd half: 5-11 45.5% Game: 8-19 42.1%

Officials: Tony Greene, John Hampton, James Barker
Technical fouls: Butler None, Vanderbilt None
Attendance: 11990

Score by periods	1st	2nd	Total
Butler	25	43	68
Vanderbilt	22	27	49

Last FG - BU 2nd 07:07, VU 2nd 00:18
Largest lead - BU 9:20-23:04, VU by 5:16-15:39

NASHVILLE - Butler coach Brad Stevens kept watching Rotnei Clarke as his senior guard missed his first six shots, something he really hadn't seen yet from the transfer playing just his 12th game for the Bulldogs.

Then Clarke found his stroke in hitting six 3-pointers and finished with 22 points, and the 18th-ranked Butler Bulldogs shook off a sluggish start and routed Vanderbilt 68-49 for their seventh straight victory.

The Bulldogs (10-2) missed their first seven 3-pointers and led only 25-22 at halftime before taking control of the game with a 14-3 run to open the second half.

Clarke, who missed his first six shots, had another memorable game in Memorial Gym. He scored 36 points in January 2011 playing for Arkansas, hitting 6 of 8 beyond the arc in that game.

This time around, the senior guard hit 6 of 9 from 3-point range, and he said he was excited about his return to Southeastern Conference country.

The Bulldogs had the game in control well enough that Stevens was able to pull his starters late. Kellen Dunham added 12 points.

Kyle Fuller led Vanderbilt (5-6) with 10 points. Kedren Johnson finished with nine, well below his average of 17.8 points and didn't score until nearly three minutes into the second half. Vanderbilt coach Kevin Stallings said Johnson hurt his right shooting shoulder Wednesday and that he wasn't sure his sophomore guard would play.

"He tried as hard as he could. I can't imagine his shoulder felt very good," Stallings said.

The Bulldogs hadn't played Vanderbilt since the 1929-30 season and picked a good time to visit with the Commodores trying to replace their top six scorers from the team that won the Southeastern Conference tournament last season. Vandy will visit Butler next season.

Game 12 • Jan. 2, 2013

William & Mary 50
at Vanderbilt 64
Nashville, Tenn. (Memorial Gym)

William & Mary 50 - 7-5

#	Player	Total	3-Pr	Rebounds	PF	TP	A	T.O.	Bk	St	Min		
		FG	FGA	FT	FTA	Off	Def	Total					
22	Rusthoven, Tim	2-5	0-0	7-8	3	0	3	4	11	2	0	1	22
23	Gaillard, Kyle	2-4	0-1	1-2	0	10	10	4	5	1	2	0	23
03	Thornton, Marcus	5-16	1-6	3-3	1	2	3	0	14	2	5	0	36
14	Rum, Matt	4-10	2-6	0-0	0	2	2	1	10	2	1	0	30
12	Birt, Brandon	0-3	0-1	0-1	1	2	3	0	0	1	3	0	7
02	Boatner, Julian	1-1	1-1	0-0	1	1	1	1	3	0	0	0	28
13	Pastoff, Andrew	0-0	0-0	0-0	0	0	0	0	0	0	0	0	2
24	Heldring, Fred	0-2	0-1	0-0	0	1	1	0	0	0	0	0	1
25	Tarpey, Terry	1-4	1-2	2-2	3	1	4	1	5	2	1	1	18
31	Sheldon, Sean	1-2	0-0	1-1	3	4	2	0	1	1	1	1	15
	Team												
	Totals	16-47	5-18	13-16	12	23	35	14	50	10	14	3	5

FG % 1st Half: 7-21 33.3% 2nd half: 9-26 34.6% Game: 16-47 34.0%
3FG % 1st Half: 3-10 30.0% 2nd half: 2-8 25.0% Game:

Game 13 • Jan. 10, 2013

Kentucky..... 58
at Vanderbilt..... 60
Nashville, Tenn. (Memorial Gym)

Kentucky 60 - 10-4, 1-0 SEC															
#	Player	Total			3-Pr			Rebounds			PF	TP	A TO Bk St	Min	
		FG	FGA	FT	FTA	FT-FTA	Off	Def	Total						
00	NOEL, Nerlens	f	6-8	0-0	1-2	2	5	7	3	13	0	3	3	2	34
15	CAULLEY-STEIN, Willie	f	3-5	0-0	1-3	2	6	8	1	7	4	0	4	2	30
22	POYTHRESS, Alex	f	2-3	0-1	0-4	0	6	5	7	1	4	1	0	0	23
10	GOODWIN, Archie	g	5-14	0-4	2-4	2	3	5	1	12	3	5	0	2	37
12	HARROW, Ryan	g	6-13	2-5	2-2	0	4	4	0	16	4	2	0	1	36
16	FOLSON, Jarrod	g	0-0	0-0	0-0	0	0	0	1	0	0	0	0	1	1
33	WILTJER, Kyle	g	1-5	0-2	0-0	1	0	1	3	0	1	0	0	14	
34	MAYS, Julius	g	1-5	1-5	0-0	4	4	1	3	0	1	0	0	25	
Team			2-0	0-0	0-0	0	0	0	0	0	0	0	0	0	0
Totals			24-53	3-17	9-15	6	28	37	15	60	12	16	8	7	200
FG % 1st Half: 15.2%		2nd half: 37.7%		Game: 24.53%		3FG % 1st Half: 1.8%		2nd half: 12.5%		Game: 3.17%		Debut: 0		Rebounds: 4	
FT % 1st Half: 4.7%		2nd half: 62.0%		Game: 9.15%		Offensive: 0		Defensive: 0		Game: 0		Total: 0		Points: 60	

Vanderbilt 58 - 6-7, 0-1 SEC															
#	Player	Total			3-Pr			Rebounds			PF	TP	A TO Bk St	Min	
		FG	FGA	FT	FTA	FT-FTA	Off	Def	Total						
00	ODOM, Rod	f	3-16	2-9	4-7	3	1	4	3	12	0	4	0	0	36
40	HENDERSON, Josh	c	0-5	0-0	0-0	0	2	2	1	0	1	2	1	1	13
02	JOHNSON, Kedren	g	8-19	2-9	0-1	0	2	2	2	18	6	4	0	4	37
11	FULLER, Kyle	g	3-7	1-1	0-0	1	2	3	0	7	0	2	0	1	23
15	BRIGHT, Kevin	g	0-4	0-3	0-0	4	3	7	0	0	0	0	0	18	
21	JETER, Sheldon	g	2-6	0-2	0-0	1	4	5	2	4	0	0	1	0	23
24	PARKER, Dai-Jon	g	3-8	2-5	0-0	1	3	4	1	1	1	0	1	0	23
34	MCATS, Shelby	g	4-7	1-1	0-0	5	5	10	3	9	1	0	0	0	27
Team			2-0	0-0	0-0	0	0	0	0	0	0	0	0	0	0
Totals			23-70	8-30	4-8	20	22	42	14	58	9	13	2	7	200
FG % 1st Half: 10.3%		2nd half: 38.2%		Game: 23.70%		3FG % 1st Half: 3.1%		2nd half: 35.3%		Game: 4.8%		Debut: 0		Rebounds: 3	
FT % 1st Half: 2.2%		2nd half: 100.0%		Game: 2.6%		Offensive: 0		Defensive: 0		Game: 0		Total: 0		Points: 58	

Officials: Tony Greene, Ed Corbett, Mike Roberts
Technical fouls: Kentucky-None, Vanderbilt-None
Attendance: 14315

Score by periods: 1st 2nd 3rd Total
Kentucky 35 25 60
Vanderbilt 24 34 58

Last FG - UK 2nd-06:18, VU 2nd-05:08
Largest lead - UK by 16 2nd-16:57, VU by 12 2nd-06:11

Points in OT: 0
Fast Break: 5
Bench: 5

Score tied - 3 times
Lead changed - 2 times

Game 14 • Jan. 12, 2013

Vanderbilt..... 33
at Arkansas..... 56
Fayetteville, Ark. (Bud Walton Arena)

Vanderbilt 33 - 6-8 (0-2 SEC)															
#	Player	Total			3-Pr			Rebounds			PF	TP	A TO Bk St	Min	
		FG	FGA	FT	FTA	FT-FTA	Off	Def	Total						
00	ODOM, Rod	f	2-6	1-3	0-0	3	1	4	1	5	0	2	0	1	24
40	HENDERSON, Josh	c	1-3	0-0	0-0	0	3	3	1	2	1	4	1	0	12
02	JOHNSON, Kedren	g	0-3	0-2	3-4	0	2	2	2	3	2	5	0	0	26
11	FULLER, Kyle	g	1-8	0-4	2-2	0	0	0	1	4	1	3	0	25	
15	BRIGHT, Kevin	g	2-3	0-0	0-0	0	2	2	1	4	0	2	0	21	
20	ASTROYH, A.J.	g	0-3	0-2	0-0	1	3	4	2	0	1	2	0	14	
21	JETER, Sheldon	g	2-6	0-0	4-5	1	3	4	0	8	0	1	1	0	17
24	PARKER, Dai-Jon	g	0-3	0-3	0-0	0	1	1	0	0	2	4	0	18	
34	MCATS, Shelby	g	1-4	1-1	0-0	1	0	1	0	3	0	0	0	24	
36	SIKAM, James	g	1-3	0-0	2-6	2	7	4	4	0	2	0	1	19	
Team			1	0	1	0	1	0	1	0	1	0	1	0	0
Totals			10-40	2-15	11-17	9	20	29	12	33	7	26	2	6	200
FG % 1st Half: 3.1%		2nd half: 29.0%		Game: 10.40%		3FG % 1st Half: 1.7%		2nd half: 19.8%		Game: 2.15%		Debut: 0		Rebounds: 32	
FT % 1st Half: 4.6%		2nd half: 66.7%		Game: 11-17%		Offensive: 0		Defensive: 0		Game: 0		Total: 0		Points: 33	

Arkansas 56 - 10-5, (1-1 SEC)															
#	Player	Total			3-Pr			Rebounds			PF	TP	A TO Bk St	Min	
		FG	FGA	FT	FTA	FT-FTA	Off	Def	Total						
21	McKELSON, Hunter	f	2-3	0-1	2-2	0	2	2	1	6	1	0	3	1	23
33	POWELL, Marshawn	f	8-9	1-1	0-0	2	4	6	3	17	1	2	6	30	
03	SCOTT, Ricky	g	0-1	0-0	0-0	0	3	3	1	0	4	0	1	16	
6	YOUNG, BJ	g	6-13	4-2	0-0	3	3	2	14	3	1	0	2	22	
12	JULLIG, Fred	g	1-2	0-0	0-0	4	4	2	2	0	1	0	1	20	
00	MADDEN, Rashad	g	1-1	0-0	0-0	0	1	1	3	2	0	2	0	15	
04	WADE, Mardarius	g	1-4	1-2	0-0	0	0	0	3	1	1	0	0	12	
04	CLARKE, Coty	g	1-5	0-0	1-2	1	2	2	0	3	0	1	0	12	
06	BELL, Antlion	g	0-5	0-5	0-0	0	0	0	0	0	0	0	0	11	
20	WILLIAMS, Jacey	g	1-4	1-3	0-0	0	4	4	1	3	0	0	1	19	
22	LAMAR, Jacey	g	0-1	0-1	2-2	2	2	2	1	2	1	0	0	9	
23	WAGNER, DeQuavious	g	1-1	0-1	0-0	0	0	0	0	1	0	0	0	2	
24	QUALLS, Michael	g	0-0	0-0	2-2	2	1	3	0	4	2	0	0	9	
Team			1	1	1	0	1	0	1	0	1	0	0	0	0
Totals			22-52	9-18	9-10	8	24	32	16	56	9	16	5	14	200
FG % 1st Half: 10.2%		2nd half: 38.5%		Game: 22.52%		3FG % 1st Half: 1.7%		2nd half: 21.1%		Game: 3.18%		Debut: 0		Rebounds: 42	
FT % 1st Half: 0.0%		2nd half: 91.0%		Game: 9.10%		Offensive: 0		Defensive: 0		Game: 0		Total: 0		Points: 56	

Officials: Anthony Jordan, Brian Shey, Lamar Simpson
Technical fouls: Vanderbilt-None, Arkansas-None
Attendance: 14315

Score by periods: 1st 2nd 3rd Total
Vanderbilt 11 22 33
Arkansas 21 35 56

Last FG - VU 2nd-03:49, AR 2nd-03:36
Largest lead - VU None, AR by 27 2nd-09:07

Points in OT: 0
Fast Break: 0
Bench: 0

Score tied - 0 times
Lead changed - 0 times

Game 15 • Jan. 15, 2013

Ole Miss..... 89
at Vanderbilt (OT)..... 79
Nashville, Tenn. (Memorial Gym)

Ole Miss 89 - 14-2, 3-0 SEC															
#	Player	Total			3-Pr			Rebounds			PF	TP	A TO Bk St	Min	
		FG	FGA	FT	FTA	FT-FTA	Off	Def	Total						
23	Buckner, Reginald	f	6-9	0-0	2-2	5	6	11	3	14	2	1	3	0	33
31	Holloway, Murphy	f	4-8	0-0	4-7	4	4	8	4	4	2	3	4	0	38
10	White, LaBryan	g	4-5	1-1	0-1	1	2	3	1	0	2	1	0	0	22
22	Henderson, Marshall	g	7-17	4-11	8-10	1	3	4	0	26	0	2	0	1	41
32	Summers, Jarvis	g	5-10	0-2	4-5	0	5	5	3	14	3	1	0	1	34
11	Perez, Anthony	g	0-0	0-0	0-0	1	0	1	0	0	0	0	0	1	4
03	Millinghaus, Derrick	g	2-5	0-1	0-0	1	1	2	1	4	0	0	0	0	11
13	Perez, Anthony	g	1-1	1-1	0-0	0	2	2	3	0	0	0	0	0	7
20	Williams, Nick	g	3-7	0-2	0-0	0	0	0	6	0	1	0	0	16	
34	Jones, Aaron	g	0-0	0-0	1-2	1	2	3	2	1	0	0	1	1	19
Team			0	0	0	0	0	0	0	0	0	0	0	0	0
Totals			32-62	6-18	19-27	12	26	38	16	89	9	10	4	6	225
FG % 1st Half: 15.2%		2nd half: 58.6%		Game: 15.20%		3FG % 1st Half: 3.1%		2nd half: 48.3%		Game: 3.6%		Debut: 0		Rebounds: 42	
FT % 1st Half: 7.9%		2nd half: 77.8%		Game: 7.11%		Offensive: 0		Defensive: 0		Game: 0		Total: 0		Points: 89	

Vanderbilt 79 - 6-9, 0-3 SEC															
#	Player	Total			3-Pr			Rebounds			PF	TP	A TO Bk St	Min	
		FG	FGA	FT	FTA	FT-FTA	Off	Def	Total						
00	ODOM, Rod	f	3-6	3-6	0-2	0	4	4	5	9	1	0	1	0	25
21	JETER, Sheldon	f	4-8	2-6	3-7	1	4	2	13	2	1	0	1	0	32
34	MCATS, Shelby	f	1-4	0-2	0-3	2	6	2	2	4	0	1	0	1	36
02	JOHNSON, Kedren	g	6-14	5-11	8-10	2	2	2	0	19	8	1	0	1	41
12	PARKER, Dai-Jon	g	5-9	2-3	4-7	3	3	6	2	16	4	2	0	1	38
11	FULLER, Kyle	g	1-6	1-5	0-0	0	2	2	1	3	0	2	0	0	13
15	BRIGHT, Kevin	g	4-9	4-7	0-0	2	2	4	12	1	4	0	1	0	30
35	SIKAM, James	g	0-0	0-0	0-0	0	0	0	0	0	0	0	0	0	1
40	HENDERSON, Josh	g	2-2	0-0											

Game 16 • Jan. 19, 2013

Vanderbilt 58
vs. South Carolina 51
Columbia, S.C. (Colonial Life Arena)

Vanderbilt 58 - 79, 1-3 SEC

#	Player	Total	3-Pr	Rebounds	PF	TP	A	TO	Bk	Stl	Min
		FG	FGA	FT	FTA	Off	Def				
00	ODOM, Rod	1-2	1-2	3-4	1	3	4	8	1	1	0
21	JETER, Sheldon	1-4	0-1	2-5	2	4	6	3	8	1	1
34	MOATS, Shelby	1-2	0-1	1-2	0	0	0	4	3	1	2
02	JOHNSON, Kedren	0-5	0-3	3-4	1	7	8	4	3	4	1
24	PARKER, Dai-Jon	2-7	1-2	6-7	0	5	3	11	3	5	0
11	FULLER, Kyle	3-5	2-2	4-8	0	5	5	10	2	2	0
15	BRIGHT, Kevin	3-4	2-3	0-1	1	6	7	2	8	3	1
40	HENDERSON, Josh	2-6	0-0	1-2	1	2	3	2	5	0	2
Team		0	2	2							
Totals		16-37	6-13	20-33	6	34	40	21	58	15	18

FG % 1st Half: 9-19 47.4% 2nd half: 7-18 38.9% Game: 16-37 43.2%
3FG % 1st Half: 3-7 42.9% 2nd half: 3-5 60.0% Game: 6-13 46.2%
FT % 1st Half: 3-6 50.0% 2nd half: 17-27 63.0% Game: 20-33 60.6%

South Carolina 51 - 11-6, 1-3 SEC

#	Player	Total	3-Pr	Rebounds	PF	TP	A	TO	Bk	Stl	Min
		FG	FGA	FT	FTA	Off	Def				
14	CHATEAUVIEUX, L.	0-2	0-1	2-2	0	2	2	0	0	0	7
24	CARRERA, Michael	3-9	0-1	2-3	2	7	9	4	8	0	2
3	JACKSON, Lakeem	2-6	0-0	2-5	5	10	3	6	1	0	0
05	SMITH, Eric	0-2	0-2	3-3	0	1	1	5	0	0	0
23	ELLINGTON, Bruce	2-13	0-5	3-4	1	3	4	7	2	1	0
01	WILLIAMS, Brenton	3-10	0-7	7-8	0	2	3	16	2	1	0
02	RICHARDSON, Brian	3-8	1-4	0-1	3	0	3	2	7	1	1
28	KACINAS, Mindaugas	0-1	0-0	0-0	0	1	1	0	0	0	0
32	LEONARD, Damien	0-2	0-1	0-0	0	0	0	0	0	0	4
33	SLAWSON, RJ	0-3	0-1	0-0	0	0	2	3	0	1	2
Team		0	0	1							
Totals		14-59	4-21	19-25	12	21	33	24	51	7	2

FG % 1st Half: 5-29 17.2% 2nd half: 9-30 30.0% Game: 14-59 23.7%
3FG % 1st Half: 2-10 20.0% 2nd half: 2-11 18.2% Game: 4-21 19.0%
FT % 1st Half: 7-8 87.5% 2nd half: 12-17 70.6% Game: 19-25 76.0%

Officials: Doug Simmons, Mark Whitehead, Stephen Anderson
Technical fouls: Vanderbilt=None, South Carolina=None
Attendance: 11175

Score by periods	1st	2nd	Total
Vanderbilt	24	34	58
South Carolina	19	32	51

Last FG - VU 2nd-09:27, SC 2nd-00:14.
Largest lead - VU by 10 2nd-10:36, SC by 3 1st-17:54.

Points	In	Off	2nd	Fast
	Paint	T/O	Chance	Break
VU	20	9	8	25
SC	18	7	4	23

Score tied - 3 times
Lead changed - 3 times

Game 17 • Jan. 23, 2013

Auburn 61
at Vanderbilt 73
Nashville, Tenn. (Memorial Gym)

Auburn 61 - 8-10, 2-3 SEC

#	Player	Total	3-Pr	Rebounds	PF	TP	A	TO	Bk	Stl	Min
		FG	FGA	FT	FTA	Off	Def				
02	Payne,Allen	1-1	0-0	1-1	0	5	5	2	3	2	0
41	Chubb,Rob	2-10	0-0	2-2	2	6	8	3	14	1	3
05	Johnson,Shaquille	6-10	1-3	0-0	2	3	5	3	5	4	1
11	Wallace,Josh	1-5	1-2	2-2	0	0	0	4	5	2	0
23	Sullivan,Frankie	1-2	2-7	2-2	1	3	4	14	1	2	1
00	Dixon-Tatum,Asahun	5-12	0-0	0-0	0	3	2	2	0	2	1
03	Denson,Chris	0-4	0-3	1-2	0	1	1	3	1	1	2
10	Price,Jordan	1-2	1-2	0-0	0	0	0	0	0	0	0
24	Greene Jr, Brian	4-6	3-4	0-0	0	0	0	2	11	1	0
25	Granger,Jordan	0-1	0-0	0-0	0	0	0	1	0	0	1
32	Johnson,Noel	1-4	1-3	0-0	0	0	0	2	3	1	0
Team		1	2	3							
Totals		22-53	9-24	8-9	6	23	29	26	61	13	15

FG % 1st Half: 11-22 50.0% 2nd half: 11-31 35.5% Game: 22-53 41.5%
3FG % 1st Half: 4-7 57.1% 2nd half: 5-17 29.4% Game: 9-24 37.5%
FT % 1st Half: 1-2 50.0% 2nd half: 7-7 100.0% Game: 8-9 88.9%

Vanderbilt 73 - 8-9, 2-3 SEC

#	Player	Total	3-Pr	Rebounds	PF	TP	A	TO	Bk	Stl	Min
		FG	FGA	FT	FTA	Off	Def				
00	ODOM, Rod	1-8	0-3	6-6	5	1	6	0	8	0	2
21	JETER, Sheldon	4-8	2-4	0-0	0	3	3	2	10	1	0
34	MOATS, Shelby	2-3	0-0	0-1	2	1	3	3	4	0	2
02	JOHNSON, Kedren	3-9	1-3	8-10	0	7	7	1	15	4	2
24	PARKER, Dai-Jon	1-3	0-1	4-5	0	2	2	4	4	1	0
11	FULLER, Kyle	3-7	2-6	6-7	0	5	5	14	3	0	0
15	BRIGHT, Kevin	4-7	4-7	0-0	0	3	3	2	12	1	1
40	HENDERSON, Josh	2-4	0-0	1-2	2	2	2	4	1	3	1
Team		2	2	2							
Totals		20-49	9-24	24-30	11	26	37	14	73	14	13

FG % 1st Half: 10-28 35.7% 2nd half: 10-21 47.6% Game: 20-49 40.8%
3FG % 1st Half: 4-14 28.6% 2nd half: 5-10 50.0% Game: 9-24 37.5%
FT % 1st Half: 10-12 83.3% 2nd half: 14-18 77.8% Game: 24-30 80.0%

Officials: Doug Shows, Joe Lindsay, Michael Stephens
Technical fouls: Auburn=None, Vanderbilt=None
Attendance: 9961

Score by periods	1st	2nd	Total
Auburn	27	34	61
Vanderbilt	34	39	73

Last FG - AU 2nd-01:08, VU 2nd-05:18.
Largest lead - AU 8 1st-15:05, VU by 16 2nd-10:59.

Points	In	Off	2nd	Fast
	Paint	T/O	Chance	Break
AU	18	14	4	20
VU	18	13	11	39

Score tied - 3 times
Lead changed - 4 times

Game 18 • Jan. 26, 2013

Vanderbilt 59
at Missouri 81
Columbia, Mo. (Mizzou Arena)

Vanderbilt 59 - 8-10, 2-4

#	Player	Total	3-Pr	Rebounds	PF	TP	A	TO	Bk	Stl	Min
		FG	FGA	FT	FTA	Off	Def				
00	ODOM, Rod	6-12	3-5	2-2	1	2	3	1	17	2	2
21	JETER, Sheldon	2-4	0-1	1-1	2	3	4	4	0	1	0
34	MOATS, Shelby	1-1	0-0	0-0	0	1	1	2	0	1	0
02	JOHNSON, Kedren	6-11	1-5	0-0	0	2	2	0	11	3	1
24	PARKER, Dai-Jon	3-7	2-5	0-2	0	2	2	1	8	3	1
11	FULLER, Kyle	0-3	0-1	0-0	0	0	0	0	0	1	1
15	BRIGHT, Kevin	3-9	2-7	0-0	1	1	2	0	8	2	1
20	ASTROTH, A.J.	1-1	0-0	0-0	0	0	0	2	1	0	1
35	SAKAMI, James	3-6	0-0	1-3	2	2	4	0	3	7	1
40	HENDERSON, Josh	0-0	0-0	0-2	0	0	0	2	0	1	0
Team		0	0	1							
Totals		24-54	8-24	3-10	5	13	18	11	59	13	10

FG % 1st Half: 9-24 37.5% 2nd half: 15-30 50.0% Game: 24-54 44.4%
3FG % 1st Half: 2-9 22.2% 2nd half: 6-15 40.0% Game: 8-24 33.3%
FT % 1st Half: 0-4 0.0% 2nd half: 3-6 50.0% Game: 3-10 30.0%

Missouri 81 - 15-4, 4-2

#	Player	Total	3-Pr	Rebounds	PF	TP	A	TO	Bk	Stl	Min
		FG	FGA	FT	FTA	Off	Def				
03	Orsiwell, Tony	1-3	0-0	2-2	3	4	4	4	1	0	1
42	Oniakh, Alex	7-9	0-0	4-5	6	6	12	1	18	0	1
01	Pressley, Phil	9-49	2-4	2-2	2	2	12	16	6	2	0
06	Beik, Keon	4-8	1-1	3-4	1	3	4	2	12	0	3
32	Brown, Jabari	8-12	4-8	1-1	0	3	3	1	21	0	5
14	Webster-Chan, Negus	1-1	1-1	0-0	0	2	2	0	3	0	0
13	Ross, Earnest	3-8	3-6	0-0	1	6	7	3	8	2	1
35	Jankovic, Stefan	0-1	0-1	0-0	2	2	4	0	0	1	0
44	Rosburg, Ryan	0-0	0-0	2-2	0	3	3	0	2	0	1
Team		0	0	1							
Totals		28-51	11-21	14-16	11	29	40	16	81	15	14

FG % 1st Half: 17-31 54.8% 2nd half: 11-20 55.0% Game: 28-51 54.9%
3FG % 1st Half: 8-15 53.3% 2nd half: 3-6 50.0% Game: 11-21 52.4%
FT % 1st Half: 7-7 100.0% 2nd half: 7-9 77.8% Game: 14-16 87.5%

Officials: Anthony Jordan, Ron Groover, Tim Gattis
Technical fouls: Vanderbilt=None, Missouri=None
Attendance: 19001

Score by periods	1st	2nd	Total
Vanderbilt	20	39	59
Missouri	49	32	81

Last FG - VU 2nd-01:26, MU 2nd-06:44.
Largest lead - VU by 7 1st-15:57, MU by 11 1st-02:40.

Points	In	Off	2nd	Fast
	Paint	T/O	Chance	Break
VU	19	13	16	8
MU	32	17	16	8

Score tied - 2 times
Lead changed - 5 times

COLUMBIA - Vanderbilt coach Kevin Stallings thinks his young team may be growing up.

The Commodores held on despite squandering nearly all of a 10-point lead in the second half to win their first Southeastern Conference game of the season, 58-51 over South Carolina.

Kyle Fuller scored 12 points and Dai-Jon Parker 11 for Vanderbilt (7-9, 1-3 SEC), which has had its share of problems finishing games this season. Middle Tennessee used a 16-3 run at the end to pull out a 56-52 win over the Commodores on Dec. 21. They wiped out a 16-point lead against Kentucky on Jan. 10 before losing 60-58. And this past Tuesday, Mississippi got a 3-pointer at the buzzer to force overtime before pulling away for an 89-79 victory.

Things were slipping away for Vanderbilt once again at the Colonial Life Arena. This time, though, the Commodores called on some tough defense and solid foul shooting to earn their fourth straight victory over South Carolina.

The Commodores (7-9, 1-3) led 45-35 with 8:35 to go after a free throw by Shelby Moats. South Carolina (11-6, 1-3) used a 14-6 run over the next six minutes to get within a basket at 51-49, but the Gamecocks got no closer.

Game 19 • Jan. 29, 2013

Vanderbilt 57
at Tennessee 58
Knoxville, Tenn. (Thompson-Boling Arena)

Vanderbilt 57 • 8-11, 2-5 SEC														
#	Player	Total			3-Pr			Rebounds			PF	TP	A TO Bk Stl	Min
		FG	FGA	FT	FTA	FG	FGA	FT	FTA	Off				
00	ODOM, Rod	1	3	0-2	0-0	0	1	1	2	1	2	1	0	23
35	SIKAM, James	1	2	0-0	0-0	0	1	1	4	0	1	0	13	
02	JOHNSON, Kedren	1	13	0-2	0-7	0	2	3	14	1	2	0	23	
15	BRIGHT, Kevin	1	14	1-3	0-0	2	4	6	2	3	1	1	2	
24	PARKER, Dai-Jon	1	3	0-0	1-2	0	1	1	3	7	2	2	0	
11	FULLER, Kyle	1	27	1-2	1-1	0	4	4	3	6	2	1	0	
21	JETER, Sheldon	3	4	2-2	0-0	1	6	7	1	8	0	1	1	
34	MOATS, Shelby	1	1	0-0	0-0	1	0	1	0	0	0	0	1	
40	HENDERSON, Josh	1	6	1-0	0-0	1	2	1	3	2	1	0	0	
Team														
Totals		21-49	4-11	11-14	1	8	23	31	16	57	8	10	3	4
FG % 1st Half:		9.22	40.0%	2nd half:	12.27	44.4%	Game:	21-49	42.9%	Deadball		Rebounds		
3FG % 1st Half:		2.7	100.0%	2nd half:	2.4	50.0%	Game:	4-11	36.4%					
FT % 1st Half:		3.3	100.0%	2nd half:	8-11	72.7%	Game:	11-14	78.6%					

Tennessee 58 • 11-8, 3-4 SEC														
#	Player	Total			3-Pr			Rebounds			PF	TP	A TO Bk Stl	Min
		FG	FGA	FT	FTA	FG	FGA	FT	FTA	Off				
01	Stokes, Jarnell	1	8	2-2	0-0	3-4	7	4	11	3	19	3	2	3
20	Hall, Kenny	1	2	0-0	1-2	1	1	2	2	5	1	3	1	0
01	Richardson, Josh	1	2	0-0	2-2	1	9	10	3	6	0	0	1	1
24	Moore-Armani	1	2	0-1	0-0	1	0	1	0	4	0	0	1	1
02	McRae, Jordan	1	2	1-0	0-2	3-5	0	2	2	1	7	0	3	1
00	Makajoula, Yemi	1	0	0-0	0-0	0	0	0	0	0	0	0	0	0
11	Raines, Derek	1	2	0-2	0-0	0	1	1	0	4	2	0	0	20
11	Golden, Trae	1	0	0-0	0-0	3-4	0	1	1	0	3	1	0	11
13	McBee, Skylar	1	3	3-7	3-5	1-2	0	1	1	1	10	0	1	0
24	Lopez, Brandon	1	0	0-0	0-0	1	1	2	1	3	0	0	0	10
Team														
Totals		21-50	3-10	13-19	12	21	33	12	58	10	10	7	3	20
FG % 1st Half:		10.24	41.7%	2nd half:	11.26	42.3%	Game:	21-50	42.0%	Deadball		Rebounds		
3FG % 1st Half:		2.6	26.3%	2nd half:	1.4	25.0%	Game:	3-10	30.0%					
FT % 1st Half:		5.8	62.5%	2nd half:	8-11	72.7%	Game:	13-19	68.4%					

Officials: Tony Greene, John Cahill, Ted Valentine
Technical fouls: Vanderbilt-None, Tennessee-None.
Attendance: 10391
Score by periods: 1st 2nd Total
Vanderbilt 23 34 57
Tennessee 27 31 58
Last FG - VU 2nd-00:29, UT 2nd-04:14
Largest lead - VU by 1 1st-02:36, UT by 14 1st-10:32
Points in Paint: 26 13 41 27
Offensive Rebounds: 11 12 2 17
Fast Break Points: 11 12 2 17
Score tied - 2 times
Lead changed - 2 times

KNOXVILLE - Jarnell Stokes scored 19 points and pulled down 11 rebounds as Tennessee defeated Vanderbilt 58-57 for its second consecutive one-point victory.

Vanderbilt guard Kedren Johnson had a chance to win the game for Vanderbilt as he drove to the basket in the closing seconds, but his shot went off the backboard and rolled off the front end of the rim. Kevin Bright grabbed the offensive board but missed the potential game-winner.

Skylar McBee added 10 points for Tennessee (11-8, 3-4 Southeastern Conference). Johnson led Vanderbilt (8-11, 2-5) with 14 points, all in the second half. Vanderbilt's Josh Henderson matched a career high with 13 points.

Stokes spent the first five minutes of the game abusing a Vanderbilt team with the SEC's worst rebound margin. Stokes, who was coming off an 18-rebound performance against Alabama, controlled both ends of the floor as the Vols took an early 12-0 lead.

Vanderbilt didn't make a basket in the first eight minutes of action and eventually fell behind 19-5, but the Commodores wouldn't disappear. They gradually chipped away at the lead and finally slowed down Stokes when Henderson came off the bench to guard him.

Vanderbilt went on an 18-3 run and turned a 19-5 deficit into a 23-22 lead on Kyle Fuller's three-point play with 2:36 left in the half. Tennessee regained the lead 34 seconds later on a Stokes putback and led 27-23 at halftime.

Johnson, who had been leading Vanderbilt with 14.9 points per game this season, played just six minutes and didn't score in the first half after picking up two early fouls. But he came up big in the second half and sparked an 11-0 run that culminated with a Sheldon Jeter 3-pointer that tied the score at 52 with six minutes left.

Stokes put Tennessee back ahead for good by converting a three-point play with 4:14 after receiving a pass from walk-on guard Brandon Lopez, who hadn't played at all in the Vols' last five games.

Game 20 • Feb. 2, 2013

Alabama 58
at Vanderbilt 54
Nashville, Tenn. (Memorial Gym)

Alabama 58 • 14-7, 6-2 SEC														
#	Player	Total			3-Pr			Rebounds			PF	TP	A TO Bk Stl	Min
		FG	FGA	FT	FTA	FG	FGA	FT	FTA	Off				
14	Gueye, Moussa	1	3	0-0	0-0	1	3	4	1	2	0	1	1	23
05	Lacey, Trevor	1	4	1-0	3-4	6-8	0	4	4	2	17	2	3	0
12	Relford, Trevor	1	7	0-1	0-1	0	0	3	4	2	1	0	2	
20	Randolph, Levi	1	7	0-1	2-2	1	3	4	3	6	0	0	3	
21	Cooper, Rodney	1	4	1-5	2-4	4	3	7	1	11	2	0	0	
35	Jacobs, Nick	1	5	0-0	1-1	0	0	0	5	0	2	2	0	
22	Steele, Andrew	1	7	3-4	0-1	0	2	3	13	1	1	0	1	
24	Pollard, Devonta	1	0	0-0	0-0	0	0	0	0	0	1	1	0	
32	Obasohan, Ketin	1	0	0-1	0-0	0	0	0	0	0	0	0	0	
Team														
Totals		19-50	7-16	13-18	10	17	27	15	58	8	9	3	12	200
FG % 1st Half:		8-25	32.0%	2nd half:	11-25	44.0%	Game:	19-50	38.0%	Deadball		Rebounds		
3FG % 1st Half:		4-10	40.0%	2nd half:	3-6	50.0%	Game:	7-16	43.8%					
FT % 1st Half:		3-4	75.0%	2nd half:	10-14	71.4%	Game:	13-18	72.2%					

Vanderbilt 54 • 8-12, 2-6 SEC														
#	Player	Total			3-Pr			Rebounds			PF	TP	A TO Bk Stl	Min
		FG	FGA	FT	FTA	FG	FGA	FT	FTA	Off				
21	JETER, Sheldon	1	4	1-3	0-0	1	4	5	1	3	0	0	1	18
40	HENDERSON, Josh	1	3	0-1	0-1	0	1	4	4	6	1	4	2	1
02	JOHNSON, Kedren	1	5	2-3	3-4	1	6	7	2	15	3	5	4	2
15	BRIGHT, Kevin	1	4	1-3	2-2	0	3	3	0	5	3	1	1	0
24	PARKER, Dai-Jon	1	0	0-0	0-0	0	0	0	0	0	3	2	0	22
00	ODOM, Rod	1	3	1-2	1-2	2	4	6	0	8	0	0	0	31
11	FULLER, Kyle	1	4	3-4	2-3	0	1	1	13	3	0	0	0	20
35	SIKAM, James	1	2	0-0	0-0	0	0	1	4	0	1	0	0	8
Team														
Totals		19-39	8-15	8-12	6	25	31	12	54	10	17	8	3	200
FG % 1st Half:		11-19	57.9%	2nd half:	8-20	40.0%	Game:	19-39	48.7%	Deadball		Rebounds		
3FG % 1st Half:		5-7	71.4%	2nd half:	3-8	37.5%	Game:	8-15	53.3%					
FT % 1st Half:		4-4	100.0%	2nd half:	4-8	50.0%	Game:	8-12	66.7%					

Officials: Doug Shows, John Hampton, Lee Cassell
Technical fouls: Alabama-None, Vanderbilt-None.
Attendance: 12345
Score by periods: 1st 2nd Total
Alabama 23 35 58
Vanderbilt 31 23 54
Last FG - UA 2nd-00:58, VU 2nd-07:10
Largest lead - UA by 4 2nd-00:14, VU by 11 2nd-07:10
Points in Paint: 12 18 10 18
Offensive Rebounds: 14 14 2 5 25
Fast Break Points: 11 10 2 5 25
Score tied - 1 time
Lead changed - 1 time

NASHVILLE - Anthony Grant made sure to remind his players that nobody from Alabama had left Memorial Gym victorious in a very long time.

How long? Well, Wimp Sanderson was coaching the last time Alabama beat Vanderbilt at this old gym back in 1990.

Trevor Lacey helped end that drought by hitting a 3-pointer with 56.8 seconds left that gave Alabama its first lead of the game, and the Crimson Tide wound up edging Vanderbilt 58-54 after trailing by as much as 11 in the second half.

It looked like that drought would reach 12 straight until Alabama (14-7, 6-2 Southeastern Conference) rallied despite hitting only one field goal after Andrew Steele's 3-pointer with 5:57 left. The Crimson Tide wound up winning for the sixth time in seven games, finishing on an 18-3 run.

Steele, wearing a walking boot on his right foot after aggravating his ankle, said ending the drought took too long. He also plans to hold this win over his older brother Ronald, a former Alabama point guard. Lacey had a game-high 17 points. Steele added 13 points off the bench, and Rodney Cooper had 11.

Alabama won with Trevor Relford, the SEC's sixth-leading scorer averaging 15.9 points per game, mostly on the bench down the stretch after hurting his eye in a scramble for a loose ball. Relford was 1 of 7 with four points, and Grant said he would be re-evaluated back home.

Vanderbilt (8-12, 2-6) didn't hit a field goal after Kyle Fuller's 3-pointer with 7:10 left. Kedren Johnson had 15 points and Fuller 13.

The Crimson Tide came in tied with Kentucky for third in the SEC and traveling after edging Arkansas 59-56 in a late game Thursday night. Vanderbilt was well-rested after a 58-57 loss at Tennessee on Tuesday night, and the Commodores outshot Alabama 48.7 percent (19 of 39) to 38 percent (19 of 50) and outrebounded the Tide 31-27.

Game 21 • Feb. 6, 2013

Vanderbilt 56
at LSU 57
Baton Rouge, La. (PMAC)

Vanderbilt 56 • 8-13 (2-7)														
#	Player	Total			3-Pr			Rebounds			PF	TP	A TO Bk Stl	Min
		FG	FGA	FT	FTA	FG	FGA	FT	FTA	Off				
00	ODOM, Rod	1	5	1-1	3-5	7-9	1	4	5	3	20	1	2	1
40	HENDERSON, Josh	1	0	0-0	0-1	0	5	5	0	0	2	1	1	
02	JOHNSON, Kedren	1	2	1-2	1-8	2-2	1	4	3	7	5	4	0	
15	BRIGHT, Kevin	1	3	1-1	2-8	0-0	1	1	2	8	0	1	1	
24	PARKER, Dai-Jon	1	3	2-4	3-4	2	7	9	1	11	4	1	1	
11	FULLER, Kyle	1	3	0-1	0-0	0	0	1	1	2	0	0	1	
21	JETER, Sheldon	1	2	0-1	2-2	2	5	7	2	6	1	0	2	
34	MOATS, Shelby	1	0	0-0	0-0	0	1	2	0	1	2	0	0	
40	HENDERSON, Josh	1	2	0-0	0-1	1	0	1	0	2	0	0	0	
Team														
Totals		17-54	8-27	14-19	11	27	38	19	56	11	11	6	5	200
FG % 1st Half:		4-21	19.0%	2nd half:	13-33	39.4%	Game:	17-54	31.5%	Deadball		Rebounds		
3FG % 1st Half:		1-6	16.7%	2nd half:	7-21	33.3%	Game:	8-27	29.6%					
FT % 1st Half:		9-12	75.0%	2nd half:	5-7	71.4%	Game:	14-19	73.7%					

LSU 57 • 13-7 (4-5)														
#	Player	Total			3-Pr			Rebounds			PF	TP	A TO Bk Stl	Min
		FG	FGA	FT	FTA	FG	FGA	FT	FTA	Off				
02	O'BRYANT, Johnny	1	5	1-1	0-0	4-6	1	4	5	3	10	2	1	0



Game 22 • Feb. 9, 2013

Arkansas..... 49
at Vanderbilt 67
Nashville, Tenn. (Memorial Gym)

Arkansas 49 - 14-9, 5-5 SEC

Table with columns: #, Player, Total, 3-Pt, Rebounds, PF, TP, A, TO, Bk, St, Min. Rows include CLARKE, Coby; POWELL, Marshawn; WADE, Marcracus; SCOTT, Ricky; QUALLS, Michael; MADDEN, Rashad; YOUNG, BJ; GUILLEY, Fred; HAYDAR, Kikko; MICKELSON, Hunter; WILLIAMS, Jacey.

Summary statistics for Arkansas: FG % 1st Half: 7.26 26.9%, 2nd half: 9.26 34.6%; 3FG % 1st Half: 5.11 45.9%, 2nd half: 5.11 45.9%; FT % 1st Half: 5.6 83.3%, 2nd half: 6.11 54.5%.

Vanderbilt 67 - 9-13, 3-7 SEC

Table with columns: #, Player, Total, 3-Pt, Rebounds, PF, TP, A, TO, Bk, St, Min. Rows include ODOM, Rod; JETER, Sheldon; JOHNSON, Kedren; BRIGHT, Kevin; PARKER, Dai-Jon; FULLER, Kyle; SIAMM, James; HENDERSON, Josh.

Summary statistics for Vanderbilt: FG % 1st Half: 11.21 52.4%, 2nd half: 10.21 47.6%; 3FG % 1st Half: 4.9 44.4%, 2nd half: 5.13 38.5%; FT % 1st Half: 9.10 90.0%, 2nd half: 7.13 53.8%.

Officials: Joe Lindsay, Ron Groover, Roger Ayers
Technical fouls: Arkansas-None, Vanderbilt-None.
Attendance: 10886

Score by periods table for Arkansas vs Vanderbilt. Shows scores for 1st, 2nd, and Total periods.

Last FG - AR 2nd 00:31, VU 2nd 00:30
Largest lead - AR by 4 1st 18:16, VU by 21 2nd 00:30.

Score tied - 3 times
Lead changed - 5 times.

Game 23 • Feb. 13, 2013

Tennessee..... 58
at Vanderbilt 46
Nashville, Tenn. (Memorial Gym)

Tennessee 58 - 13-10, 5-6 SEC

Table with columns: #, Player, Total, 3-Pt, Rebounds, PF, TP, A, TO, Bk, St, Min. Rows include Stokes, Jarnell; McRae, Jordan; Richardson, Josh; Moore, Armani; Golden, Trae; Makenjuola, Yemi; Reese, Darick; McBee, Skylar; Chievous, Quinton.

Summary statistics for Tennessee: FG % 1st Half: 16.30 53.3%, 2nd half: 8.26 30.8%; 3FG % 1st Half: 4.8 50.0%, 2nd half: 0.6 0.0%; FT % 1st Half: 4.4 100.0%, 2nd half: 2.4 50.0%.

Vanderbilt 46 - 9-14, 3-8 SEC

Table with columns: #, Player, Total, 3-Pt, Rebounds, PF, TP, A, TO, Bk, St, Min. Rows include ODOM, Rod; JETER, Sheldon; JOHNSON, Kedren; BRIGHT, Kevin; PARKER, Dai-Jon; FULLER, Kyle; MCATS, Shelby; SIAMM, James; HENDERSON, Josh.

Summary statistics for Vanderbilt: FG % 1st Half: 11.25 44.0%, 2nd half: 8.26 30.8%; 3FG % 1st Half: 3.6 50.0%, 2nd half: 0.8 0.0%; FT % 1st Half: 3.5 60.0%, 2nd half: 0.1 0.0%.

Officials: Doug Shows, Antonio Petty, Patrick Evans
Technical fouls: Tennessee-None, Vanderbilt-None.
Attendance: 12868

Score by periods table for Tennessee vs Vanderbilt. Shows scores for 1st, 2nd, and Total periods.

Last FG - UT 2nd 00:02, VU 2nd 01:12
Largest lead - UT by 16 2nd 16:48, VU by 1 1st 19:27.

Score tied - 3 times
Lead changed - 5 times.

NASHVILLE - The Vanderbilt Commodores finally found a way to finish off a big lead with a win, and coach Kevin Stallings hopes this can be a stepping stone.

Rod Odom scored 15 points, and Vanderbilt beat Arkansas 67-49 to snap a four-game losing skid. The Commodores, who had lost seven of their last nine, lost one in overtime, two others by a single point, another by two and another by four after blowing an 11-point lead with 7 minutes left.

Stallings said he was certainly fired up for his young Commodores after being kicked in the "you know whats" several times in the past few weeks.

"At some point, human nature or common sense says their confidence is going to waver if they don't win," Stallings said. "They're going to lose faith, lose hope, lose confidence, lose trust, lose something, so you need something good to happen. They haven't shown any signs of that."

The Commodores also got a bit of payback for one of their ugliest losses this season.

Vanderbilt (9-13, 3-7 Southeastern Conference) managed only 11 points by halftime and matched a season-low in points while losing 56-33 to Arkansas on Jan. 12 in Fayetteville. This time, the Commodores held Arkansas to a season low in scoring. They also built their biggest halftime lead in SEC play at 35-24 and finally protected a lead by finishing off the win.

"How they performed when we went down to Arkansas gave us motivation to play harder and try to take it to them like they took it to us," Odom said.

Sheldon Jeter added 13 points and Josh Henderson had 11 for a team that hadn't won since Jan. 23 against Auburn.

"We've had some close losses that kind of hurt us, but at the same time that was just making us stronger and hungrier to get a win," Henderson said. "So we definitely needed this and happy we finally got it."

Arkansas (14-9, 5-5) failed to follow up its 80-69 upset of No. 2 Florida, and the Razorbacks still remain winless this season in true road games. They've lost all six, including their first four league games.

NASHVILLE - Jarnell Stokes scored 17 points and grabbed 10 rebounds for his sixth straight double-double to lead Tennessee to a 58-46 victory over in-state rival Vanderbilt.

Jordan McRae had 14 points and 11 rebounds as the Volunteers (13-10, 5-7 Southeastern Conference) won their third straight over the Commodores to match their longest winning streak in the series in nine years.

Tennessee led by as many as 16 and swatted away a late rally by Vanderbilt (9-14, 3-8), which was swept in the season series for the sixth time in 13 years.

After a 3-pointer by Kyle Fuller less than 10 minutes in, Tennessee stormed in front thanks to 53.3-percent shooting (16 of 30) in the first half. McRae responded on the next possession with a running jumper off the backboard and the Vols surged ahead.

During a frenzied stretch, which included more than 6 minutes without stoppage in play, Tennessee gained control with a 20-6 run, including eight straight points from Stokes. His emphatic dunk with 1:47 left gave the Vols a 40-28 lead. Stokes charged untouched through the lane for an explosive, one-handed slam. The sophomore, who recorded his SEC-best 10th double-double of the season, wore a huge grin as he jogged down the court.

Trae Golden made his first start in more than a month and scored 12 points for the Vols.

Kedren Johnson scored 11 points and Kevin Bright grabbed 11 rebounds for the Commodores, who have lost five of six.

In the teams' previous meeting in Knoxville, Vanderbilt fell behind 12-0 before charging back only to fall short 58-57.



THE LAST TIME...

VANDERBILT

INDIVIDUALS

Scoring:

Scored 25 points – Kedren Johnson (25), vs. MTSU, 12/21/2012

Scored 30 points – Jeffery Taylor (30), at Davidson, 12/7/2011

Scored 35 points – Billy McCaffrey (35), vs. Georgia, 2/24/1993

Scored 40 points – Shan Foster (42) vs. Mississippi State, 3/5/2008

Two Players Had 20 Points –

Jeffery Taylor (28) and John Jenkins (26) at Ole Miss, 2/16/2012

Three Players Had 20 Points –

Derrick Byars (28), Shan Foster (21) and Ross Neltner (20) vs. Toledo, 12/2/2006

Scored 20 Points in Two Straight Games –

John Jenkins at Ole Miss (26), 2/16/2012, at Georgia (28), 2/19/2012

Scored 20 Points in Three Straight Games –

John Jenkins at Ole Miss (26), 2/16/2012, at Georgia (28), 2/19/2012, vs. S. Carolina (21), 2/22/2012

Scored 20 Points in Four Straight Games –

John Jenkins vs. Monmouth (25), 11/25/11, vs. Xavier (20), 11/28/11, at Louisville (27), 12/2/2011, at Davidson (22), 12/7/2011

Scored 20 Points in Five Straight Games –

Shan Foster vs. Georgia (29), 2/23/2008; vs. Tennessee (32), 2/26/2008; at Arkansas (22), 3/1/2008; vs. Mississippi State (42), 3/5/2008; at Alabama (21), 3/8/2008

Scored 20 Points in Six Straight Games –

Shan Foster vs. Georgia (29), 2/23/2008; vs. Tennessee (32), 2/26/2008; at Arkansas (22), 3/1/2008; vs. Mississippi State (42), 3/5/2008; at Alabama (21), 3/8/2008; vs. Auburn (26), 3/13/2008

Five Players Scored in Double Figures –

John Jenkins (18), Jeffery Taylor (16), Brad Tinsley (16), Dai-Jon Parker (10), and Josh Henderson (10) vs. Monmouth, 11/25/11

Six Players Scored in Double Figures –

Jeffery Taylor (16), George Drake (14), Jermaine Beal (12), Festus Ezeli (11), Brad Tinsley (11), and A.J. Ogilvy (10) vs. Central Arkansas, 11/26/2008

Four Players with 15 or more points –

Jeffery Taylor (20), John Jenkins (17), Brad Tinsley (16), Lance Goulbourne (16), Festus Ezeli (15) at LSU, 2/26/2011

Double-Doubles:

Double-Double – Kevin Bright (11 points, 10 rebounds) at Xavier, 12/6/2012

20-10 game – Jeffery Taylor (21 points, 11 rebounds) vs. LSU, 3/10/11

30-10 game – A.J. Ogilvy (33 points, 10 rebounds) vs. Oregon, 11/11/2011

Back-to-back 20-10 games – Matt Freije vs. South Carolina (26 points, 11 rebounds)

1/28/04; vs. Kentucky (20 points, 11 rebounds) 1/31/04

Double-Double in Points and Rebounds

– Kevin Bright (11 points, 10 rebounds) at Xavier, 12/6/12

Double-Double in Points and Assists –

Brad Tinsley (11 points, 10 assists) vs. Presbyterian, 11/12/2010

Double-Double in Points and Blocks –

Never

Double-Double in Points and Steals –

Never

Double-Double in Two Consecutive games

– Kevin Bright vs. Villanova (12 points, 12 rebounds) 12/1/2012, at Xavier (11 points, 10 rebounds) 12/6/2011

Double-Double in three consecutive games

– Dan Langhi vs. Notre Dame (33 points, 10 rebounds) 11/21/1998; vs. Morehead State (18 points, 10 rebounds) 11/24/1998; vs. Ohio State (14 points, 17 rebounds) 11/28/1998

Two players record double-double –

A.J. Ogilvy (12 points, 10 rebounds), Jeffery Taylor (16 points, 10 rebounds) vs. Arkansas, 3/8/2009

Triple-Doubles:

Triple-Double – Brad Tinsley (11 points, 10 rebounds, 10 assists) vs. Presbyterian, 11/12/2010

Field Goals:

Made 10 FG in a game – Jeffery Taylor (10) at Ole Miss, 2/16/2012

Made 11 FG in a game – Kedren Johnson (11) vs. Davidson, 11/22/2012

Made 12 FG in a game – Jeffery Taylor (12) vs. Longwood, 12/19/2011

Made 16 FG in a game – Shan Foster (16) vs. Mississippi State, 3/5/2008

Attempted 15 FG in a game – Kedren Johnson (15) at Oregon, 11/16/2012

Attempted 16 FG in a game – Rod Odom (16) vs. Kentucky, 1/10/13

Attempted 17 FG in a game – Kedren Johnson (17) vs. Davidson, 11/22/2012

Attempted 18 FG in a game –

John Jenkins (18) at Kentucky, 2/25/2012

Attempted 19 FG in a game –

Kedren Johnson (19) vs. Kentucky, 1/10/2013

Attempted 20 FG in a game –

John Jenkins (21) vs. Marquette, 12/29/2010

Three-Pointers:

Made 5 3-pointers in a game – Kedren Johnson (5) vs. Ole Miss, 1/15/13

Made 6 3-pointers in a game – John Jenkins (6) vs. Florida, 2/28/2012

Made 7 3-pointers in a game – John Jenkins (7) vs. Lafayette, 12/21/2011

Made 8 3-pointers in a game – Shan Foster (8) vs. UMass, 1/5/2008

Made 9 3-pointers in a game – Shan Foster (9) vs. Mississippi State, 3/5/2008

Attempted 10 3-pointers in a game – Kedren Johnson (11) vs. Ole Miss, 1/15/2013

Attempted 15 3-pointers in a game – John Jenkins (16) vs. Oregon, 11/11/2011

Free Throws:

Made 8 FT in a game – Kedren Johnson (8) vs. Auburn, 1/23/13

Made 9 FT in a game – John Jenkins (9) vs. Georgia, 1/14/2012

Made 10 FT in a game – John Jenkins (10) vs. Harvard, 3/15/2012

Made 12 FT in a game – John Jenkins (12) at Ole Miss, 2/16/2012

Made 13 FT in a game – A.J. Ogilvy (13) vs. DePaul, 12/5/2009

Made 18 FT in a game – Matt Freije (18) vs. Indiana, 11/24/2003

Attempted 12 FT in a game – John Jenkins (13) vs. Harvard, 3/15/2012

Attempted 14 FT in a game – Festus Ezeli (14) vs. Belmont, 12/4/2010

Attempted 15 FT in a game – John Jenkins (15) at Ole Miss, 2/16/2012

Rebounds:

10 Rebounds in a game – Kevin Bright (11) vs. Tennessee, 2/13/13

15 Rebounds in a game – Lance Goulbourne (16) at Marquette, 12/29/2011

10+ Rebounds in Three Consecutive Games

– Lance Goulbourne (16) vs. Ole Miss, 1/19/2011; (10) vs. St. Mary's, 1/22/2011; (12) at Miss. State, 1/27/2011

Assists:

8 Assists – Kedren Johnson (8) vs. Ole Miss, 1/15/2013

9 Assists – Brad Tinsley (9) at S. Carolina, 1/10/2012

10 Assists – Brad Tinsley (10), vs. Lafayette, 12/21/2011

11 Assists – Mario Moore (13) vs. Arkansas, 2/19/2005

12 Assists – Mario Moore (13) vs. Arkansas, 2/19/2005

13 Assists – Mario Moore (13) vs. Arkansas, 2/19/2005

14 Assists – Billy McCaffrey (14) vs. Kentucky, 1/13/1993

5+ Assists in Four Consecutive Games

– Jermaine Beal (6) vs. South Carolina, 1/9/2008; at Kentucky (5), 1/12/2008; at Tennessee (5), 1/17/2008; vs. LSU (9), 1/19/2008

8+ Assists in Two Consecutive Games-

Atiba Prater (9) at Georgia, 2/2/2000; (9) vs. Boston College, 2/6/2000

Blocks:

4 Blocked Shots – Kedren Johnson (4), vs. Alabama, 2/2/2013

5 Blocked Shots – Festus Ezeli (5) vs. S. Carolina, 2/22/2012

6 Blocked Shots – Festus Ezeli (6) at LSU, 2/26/2011

7 Blocked Shots – Festus Ezeli (7) at Georgia, 2/16/11

Steals:

4 Steals – Kedren Johnson (4) vs. Kentucky, 1/10/2013

5 Steals – Jeffery Taylor (5) vs. Oregon, (11/11/2011)

6 Steals – Dan Cage (6) vs. Furman, 11/28/2006

7 Steals – James Strong (8) vs. Morehead State, 11/24/1998

8 Steals – James Strong (8) vs. Morehead State, 11/24/1998

Minutes:

Played every minute – Jermaine Beal (40), vs. Alabama (2/5/2009)

Played over 40 minutes – Kedren Johnson (41) vs. Ole Miss, 1/15/2013

All 5 starters played 40 minutes – Steve Tchiengang (40), Brad Tinsley (40), Lance Goulbourne (41), Jeffery Taylor (41), and John Jenkins (41), at Louisville, 12/2/2011

Fouls:

Technical Foul – Festus Ezeli, vs. Kentucky, 3/11/12

Fouled Out – Josh Henderson, at LSU, 2/6/2013

Two Players Fouled Out – Steve Tchiengang and Festus Ezeli vs. Tennessee, 2/22/2011

Three Players Fouled Out – Festus Ezeli, Steve Tchiengang, Jeffery Taylor at Florida, 2/1/2011

TEAM

Started the game with Opponent Technical Foul – Furman bench, 12/22/2008

Scored 95 or more points – 99 vs. Longwood 12/19/11 (W, 99-71)

Scored 100 or more points – 102 at Ole Miss, 2/16/2012 (W, 102-76)

Scored 100 or more points (SEC game) – 102 at Ole Miss, 2/16/2012 (W, 102-76)

Scored 110 or more points – 113 vs. Alabama A&M 12/30/1998 (W, 113-71)

Scored 110 or more points (SEC game) – 111 vs. Alabama 2/21/1972 (W, 111-91)

Scored 120 or more points – 130 vs. Ole Miss 12/22/1970 (W, 130-112)

Scored 120 or more points (SEC game) – 130 vs. Ole Miss 12/22/1970 (W, 130-112)

Scored 130 or more points – 130 vs. Ole Miss 12/22/1970 (W, 130-112)

Scored Less than 50 points – 46 vs. Tennessee 2/13/2013 (L, 58-46)

Scored Less than 40 points – 33 at Arkansas 1/12/2013 (L, 56-33)

Scored 20 or less points in half – 18 vs. Tennessee 2/13/2013 (L, 58-46)

Scored 90+ points in three consecutive games – 95 vs. Bradley, 11/24/2007 (W, 95-86); 91 vs. South Alabama, 11/29/2007 (W, 91-88); vs. Georgia Tech, 12/1/2007 (W, 92-79)

Allowed 90 or more points – 94, Florida, 1/25/2009 (L, 69-94)

Allowed 100 or more points – 106, Kentucky, 3/5/2003 (L, 44-106)

Allowed Less than 50 points – 49, Arkansas, 2/9/2013 (W, 67-49)

Allowed 40 or Less points – 35, vs. Auburn, 1/7/2012 (W, 65-35)

Shot 60% or better – .625 at Ole Miss, 2/16/2012 (W, 102-76)

THE LAST TIME...

Shot over 67% FG – .679 vs. TSU, 12/19/2009 (W, 84-71)
Shot 50% or better – .500 vs. Arkansas, 2/9/2013 (W, 67-49)
Shot lower than 30% – .250 at Arkansas 1/12/2013 (L, 56-33)
Allowed 60% shooting – .612 at Florida, 2/21/2009 (L, 68-82)
Scored 100 points in two consecutive games – 111 vs. North Alabama 12/20/1980 (W, 111-79) and 111 vs. Memphis 12/23/1980 (W, 111-96)
Scored 100 points in three consecutive games – Never
Scored 100 points in Consecutive SEC games – 104 vs. LSU 2/19/1972 (W, 104-83) and 111 vs. Alabama 2/21/1972 (W, 111-91)
Won game by 70 points or more – 71 vs. Union (Tenn.) (W, 95-24), 1911-12
Won game by 60 points or more – 71 vs. Union (Tenn.) (W, 95-24), 1911-12
Won game by 50 points or more – 51 vs. Army (W, 92-41) 11/14/1998
Game decided by one point – at LSU, 2/6/2013 (L, 56-57)
Two consecutive games decided by one point – at South Carolina (L, 70-71) 1/7/1998 and Tennessee (W, 80-79) 1/10/1998
Three consecutive games decided by one point – Never
Shot 90% or Better from Free Throw Line – 90.9% vs. Mississippi State (20-22) 3/11/2011
Shot less than 50% from Free Throw Line – .300 vs. Missouri (3-10) 1/26/2013
Shot less than 20% from 3PT – .133 (2-15) at Arkansas 1/12/2013 (L, 56-33)
Attempted 30 FT – 30 (24-30) vs. Auburn, 1/23/2013
Attempted 40 FT – 45 (30-45) vs. Georgia, 1/14/2012
Attempted five or less FT – 3 vs. Chaminate, 11/24/2009
Made 20 FT – 24, vs. Auburn, 1/23/2013
Made 30 FT – 30 at Ole Miss, 2/16/2012
Made 15 3FG – 17 vs. Ole Miss, 1/15/2013
Won an Overtime Game – at Xavier, 12/6/2012 (W, 66-64)
Lost by 25 or More Points – at Oregon, 11/16/2012 (L, 48-74)
Lost an Overtime Game – vs. Ole Miss, 1/15/2013 (L, 79-89)
Played Two Overtimes – at Kentucky, 1/12/2008 (L, 79-73)
Played Three Overtimes – at Ole Miss 2/17/1982 (L, 51-48)
Played Four Overtimes – at Ole Miss 2/17/1982 (L, 51-48)
Played consecutive games that went to overtime – vs. Xavier 11/28/2011 (L, 82-70) and at Louisville, 12/2/2011 (L, 62-60)
Had 20 Turnovers – 26 at Arkansas, 1/12/2013
Had fewer than 10 Turnovers in two straight games – vs. Mississippi State (5) 3/1/2011, vs. Florida (6) 3/12/2011

OPPONENT - INDIVIDUALS

Scoring:
Scored 25 points – Marshall Henderson (26) vs. Ole Miss, 1/15/2013
Scored 30 points – Casey Mitchell (31) vs. West Virginia, 11/19/2010
Scored 35 points – Rotnei Clarke, (36) 1/29/2011

Scored 40 points – Morris Almond (44), Rice, 1/3/2007
Two Players Had 20 Points – Dee Bost (24) and Arnett Moultrie (21) vs. Miss. St., 1/21/2012
Five Players Scored in Double Figures
 Rickey Scott (18), Julysnes Nobles (17), BJ Young (12), Mardracus Wade (10), Rashad Madden (10) at Arkansas, 1/31/2012
Six Players Scored in Double Figures – Bam Doayne (22), Dwayne Curtis (12), Todd Abernethy (11), Clarence Sanders (11), Polynice (10) and Williams (10), vs. Ole Miss, 1/27/2007
Four Players with 15 or more points – Erik Daniels (20), Marquis Estill (17), Kelenna Azubuike (16) and Gerald Fitch (15) vs. Kentucky, 3/5/2003

Double-Doubles:

Double-Double – Jarnell Stokes (17 points, 10 rebounds), Jordan McRae (14 pts, 11 reb.) vs. Tennessee, 2/13/13
Triple-Double – Sam Muldrow (16 points, 14 rebounds and 10 blocks) at South Carolina, 1/8/2010
20-10 game – Fred Hunter (21 points, 10 rebounds) vs. Nicholls State, 11/10/2012
30-10 game – Morris Almond (44 points, 12 rebounds) at Rice, 1/3/2007

Double-Double in Points and Rebounds

– Jarnell Stokes (17 points, 10 rebounds), Jordan McRae (14 pts, 11 reb.) vs. Tennessee, 2/13/13

Double-Double in Points and Assists

– Nick Calathes (15 points, 10 assists) at Florida, 1/27/2008

Two players record double-doubles

– Yancy Gates (16 points, 10 rebounds), Dion Dixon (12 points, 10 rebounds) vs. Cincinnati, 11/23/2009

Field Goals:

Made 10 FG in a game – Anthony Davis (10) at Kentucky, 2/25/2012
Made 11 FG in a game – Omar Samhan (11) at St. Mary's, 11/20/2009
Made 12 FG in a game – Storm Warren, (12) at LSU, 2/26/2011
Made 13 FG in a game – Lester Hudson (13) vs. Tennessee-Martin, 12/29/2007

Attempted 15 FG in a game – Rotnei Clarke

vs. Butler, 12/29/2012
Attempted 16 FG in a game – Marcus Thornton (16) vs. William & Mary, 1/2/2013
Attempted 17 FG in a game – Marshall Henderson vs. Ole Miss, 1/15/2013
Attempted 18 FG in a game – Mark Lyons (18) vs. Xavier, 11/28/2011
Attempted 19 FG in a game – Marcus Denmon (19) at Missouri, 12/8/2010
Attempted 20 FG in a game – Tu Holloway (20) vs. Xavier, 11/28/2011
Attempted 25 FG in a game – Courtney Fortson (27) vs. Arkansas, 3/8/2009

Three-Pointers:

Made 5 3-pointers in a game – Jalen Steele (5) vs. Miss. St., 1/21/2012
Made 6 3-pointers in a game – Rotnei Clarke vs. Butler, 12/29/2012
Made 7 3-pointers in a game – Chandler Parsons (7) vs. Florida, 1/25/2009

Made 8 3-pointers in a game – Brian Sullivan (8) vs. Miami (OH), 1/2/2012
Attempted 10 3-pointers in a game – Marshall Henderson (11) vs. Ole Miss, 1/15/2013

Free Throws:

Made 8 FT in a game – Marshall Henderson (8) vs. Ole Miss, 1/15/2013
Made 9 FT in a game – E.J. Singler (9), at Oregon, 11/16/2012
Made 10 FT in a game – Mouphtaou Yarou (10) vs. Villanova, 12/1/2012
Made 11 FT in a game – Iman Shumpert (11) at Georgia Tech, 12/6/2008
Made 17 FT in a game – Morris Almond (17) at Rice, 1/3/2007

Attempted 10 FT in a game – Marshall Henderson (10) vs. Ole Miss, 1/15/2013

Attempted 13 FT in a game – DeMarcus Cousins (13) at Kentucky, 1/30/2010
Attempted 14 FT in a game – Jae Crowder (14) at Marquette, 12/29/2011
Attempted 15 FT in a game – Morris Almond (19) at Rice, 1/3/2007

Rebounds:

10 Rebounds in a game – Jarnell Stokes (10) & Jordan McRae (11) vs. Tennessee, 2/13/13
15 Rebounds in a game – Shonn Miller (15) vs. Cornell, 12/17/12
18 Rebounds in a game – Daniel Northern (18) vs. Tennessee Tech, 12/20/2008
19 Rebounds in a game – Omar Samhan (19) at St. Mary's, 11/20/2009
20 Rebounds in a game – Roy Rogers (20) at Alabama, 1/3/1996

Assists

8 Assists – Johnathan Loyd (10) vs. Oregon, 11/11/2011
9 Assists – John Wall (9) at Kentucky, 1/30/2010
10 Assists – Nick Calathes (10) at Florida, 1/27/2008
11 Assists – Dee Bost (11) vs. Mississippi State, 3/11/2011
12 Assists – G.G. Smith (12) vs. Georgia, 2/3/1999

Blocks:

4 Blocked Shots – Willie Cauley-Stein (4), vs. Kentucky, 1/10/2013
5 Blocked Shots – Jarnell Stokes (5) vs. Tennessee, 2/13/2013
6 Blocked Shots – Anthony Davis (6) at Kentucky, 2/25/2012
7 Blocked Shots – Anthony Davis (7), vs. Kentucky, 2/11/2012
8 Blocked Shots – Jarvis Varnado (9) vs. Mississippi State, 2/3/2010
10 Blocked Shots – Sam Muldrow (10) at South Carolina, 1/8/2011

Steals:

5 Steals – Zaire Taylor (5) vs. Missouri, 12/2/2009
6 Steals – Marshawn Powell (6) at Arkansas, 1/12/13
7 Steals – Aaron Lucas (7) at South Carolina, 1/19/2002
8 Steals – Steve Wojciechowski (8) at Duke, 11/22/1996

Two players with 3 steals – Ed Waite (4) and Andrew Nicholas (4) vs. Monmouth, 11/25/201

Minutes:

Played every minute – Arnett Moultrie (45) vs. Miss. St., 1/21/2012
Played over 40 minutes – Justin Martin (40-) at Xavier, 12/6/2012

Fouls:

Technical Foul – Marcus Thornton vs. William & Mary, 1/2/2013
Fouled Out – Marshawn Powell, vs. Arkansas, 2/9/13
Three Players Fouled Out – Donte' Williams, Nemanja Djuristic, John Florveus vs. Georgia, 1/14/2012

OPPONENT - TEAM

Scored 90 or more points at Memorial Gym – 94 vs. Georgia, 2/25/2010 (VU 96, UGA 94 (OT))
Scored 100 or more points – 106 at Kentucky 3/5/2003 (L, 44-106)
Scored 110 or more points – 120 vs. Kentucky 2/7/1996 (L, 81-120)
Scored 120 or more points – 120 vs. Kentucky 2/7/1996 (L, 81-120)
Scored 130 or more points – Never
Scored Less than 50 points – 49 vs. Arkansas, 2/9/2013 (W, 67-49)
Scored Less than 40 points – 35 vs. Auburn, 1/7/2012 (W, 65-35)
Shot 50% or Better – .549 vs. Missouri, 1/26/2013
Shot 60% or Better – .612 at Florida (UF 82, VU 68), 2/21/2009
Shot 60% or Better from 3PT – .600 (15-25) vs. Florida, 1/25/2009 (L, 69-94)
Shot less than 30% FG – .237 (14-of-59), at South Carolina, 1/19/2013 (VU 58, South Carolina 51)
Shot less than 15% from 3PT – .118 (2-17), vs. Georgia (3/9/12) (VU 63, Georgia 41)
Held Opponent Without a 3-Pointer – vs. Nebraska, 11/18/10 (W, 59-49)
Shot 90% or Better from Free Throw Line – 90.0, at Arkansas (9-10), 1/12/2013
Shot less than 50% from Free Throw Line – .450 at Arkansas, 2/27/2010
Attempted 30 FT – 30 at Marquette, 12/29/2011
Attempted 40 FT – 42 at Mississippi State, 2/12/2007
Attempted 45 or More FT – 49 at South Carolina, 1/28/2009
Attempted five or less FT – 1 vs. Miami (OH), 1/2/2012
Made 20 FT – 23 at Tennessee, 3/3/2012
Made 30 FT – 32 at South Carolina, 1/28/2009
Made 0 FT – Georgia, 1/14/2009
Made 12 3PT – 12 at Kentucky, 1/30/2010
Made 15 3PT – 15 vs. Florida, 1/25/2009
Attempted 30 or more 3PT – 34 vs. Mississippi State, 2/3/2010
Had 20 Turnovers – 20 vs. MTSU, 12/21/2012



A.J. ASTROTH

20 Freshman, Guard
6'6" 200 lbs.
Tampa, Fla.
Wharton HS

SEASON HIGHS

Points: 2, 2x, last at Missouri (1/26/13)
FG Made: 1, 2x, last at Missouri (1/26/13)
FG Atts: 3, at Arkansas (1/12/13)
3FG Made:
3FG Atts: 2, at Arkansas (1/12/13)
FT Made:
FT Atts:
Rebounds: 4, at Arkansas (1/12/13)
Assists: 1, 3x, last at Missouri (1/26/13)
Turnovers: 2, at Arkansas (1/12/13)
Blocks:
Steals: 1, at Missouri (1/26/13)
Minutes: 14, at Arkansas (1/12/13)

CAREER HIGHS

Points: 2, 2x, last at Missouri (1/26/13)
FG Made: 1, 2x, last at Missouri (1/26/13)
FG Atts: 3, at Arkansas (1/12/13)
3FG Made:
3FG Atts: 2, at Arkansas (1/12/13)
FT Made:
FT Atts:
Rebounds: 4, at Arkansas (1/12/13)
Assists: 1, 3x, last at Missouri (1/26/13)
Turnovers: 2, at Arkansas (1/12/13)
Blocks:
Steals: 1, at Missouri (1/26/13)
Minutes: 14, at Arkansas (1/12/13)

MISCELLANEOUS

ASTROTH NOTEBOOK

- ⊛ Played a career-high 14 minutes at Arkansas - did not score but had four rebounds and two assists.
- ⊛ Averaged 1.0 points and 1.5 rebounds in two exhibition games.
- ⊛ Big shooting guard from Tampa, Fla., who averaged 22 points, 7.5 rebounds, 4.5 assists, and 3.4 steals for his Wharton High School team...Also the school's all-time leading scorer.
- ⊛ Was a first-team all-Hillsborough County member for his junior and senior seasons, and was a second-team all-state selection in his senior campaign.
- ⊛ Plans to major in Business Management and Marketing.
- ⊛ Advice to youngsters: "Don't let anyone tell you that you can't do something. If you want it, work your behind off, and go get it."

ASTROTH GAME-BY-GAME (FRESHMAN)

Opponent	M	FG-A	3P-A	FT-A	Reb	PF	A	T	B	S	PTS
N10 Nicholls State	DNP										
N16 @Oregon	3	0-2	0-1	0-0	0	0	0	0	0	0	0
N22 Davidson	DNP										
N23 Marist	DNP										
N25 UTEP	DNP										
D1 Villanova	DNP										
D6 @Xavier	DNP										
D15 Alabama A&M	7	1-1	0-0	0-0	1	0	1	0	0	0	2
D17 Cornell	DNP										
D21 vs. MTSU	DNP										
D29 Butler	1	0-0	0-0	0-0	0	0	0	0	0	0	0
J2 William & Mary	DNP										
J10 Kentucky	DNP										
J12 @Arkansas	14	0-3	0-2	0-0	4	2	1	2	0	0	0
J15 Ole Miss	DNP										
J19 @South Carolina	DNP										
J23 Auburn	DNP										
J26 @Missouri	6	1-1	0-0	0-0	0	0	1	0	0	1	2
J29 @Tennessee	DNP										
F2 Alabama	DNP										
F6 @LSU	DNP										
F9 Arkansas	DNP										
F13 Tennessee	DNP										
F16 Texas A&M											
F20 @Kentucky											
F23 @Mississippi St.											
F27 Georgia											
M2 @Auburn											
M6 @Florida											
M9 South Carolina											

Year	GP	GS	Min	Avg	FG	FGA	Pct	3FG	3FGA	Pct	FT	FTA	Pct	Off	Def	Tot	Avg	PF	FO	Ast	TO	Blk	Stl	Pts	Avg
2012-13	5	0	31	6.2	2	7	.286	0	3	.000	0	0	.000	1	4	5	1.0	2	0	3	2	0	1	4	0.8
TOTAL	5	0	31	6.2	2	7	.286	0	3	.000	0	0	.000	1	4	5	1.0	2	0	3	2	0	1	4	0.8

Year	GP	GS	Min	Avg	FG	FGA	Pct	3FG	3FGA	Pct	FT	FTA	Pct	Off	Def	Tot	Avg	PF	FO	Ast	TO	Blk	Stl	Pts	Avg
2012-13	2	0	20	10.0	1	4	.250	0	2	.000	0	0	.000	1	3	4	2.0	2	0	2	2	0	1	2	1.0
TOTAL	2	0	20	10.0	1	4	.250	0	2	.000	0	0	.000	1	3	4	2.0	2	0	2	2	0	1	2	1.0



KEVIN BRIGHT

15

Freshman, Guard
6'5" 210 lbs.
Mannheim, Germany
Urspring Basketball Acad.

SEASON HIGHS

- Points:** 15, vs. Nicholls State (11/10/12)
- FG Made:** 5, 2x, last vs. Villanova (12/1/12)
- FG Atts:** 11, at LSU (2/6/13)
- 3FG Made:** 4, 2x, last vs. Auburn (1/23/13)
- 3FG Atts:** 8, at LSU (2/6/13)
- FT Made:** 5, vs. Arkansas (2/9/13)
- FT Atts:** 6, vs. Arkansas (2/9/13)
- Rebounds:** 12, vs. Villanova (12/1/12)
- Assists:** 4, vs. Villanova (12/1/12)
- Turnovers:** 4, 2x, last vs. Ole Miss (1/15/13)
- Blocks:** 2, 2x, last vs. Tennessee (2/13/13)
- Steals:** 2, 2x, last vs. Tennessee (2/13/13)
- Minutes:** 42, at Xavier (12/6/12)

CAREER HIGHS

- Points:** 15, vs. Nicholls State (11/10/12)
- FG Made:** 5, 2x, last vs. Villanova (12/1/12)
- FG Atts:** 11, at LSU (2/6/13)
- 3FG Made:** 4, 2x, last vs. Auburn (1/23/13)
- 3FG Atts:** 8, at LSU (2/6/13)
- FT Made:** 5, vs. Arkansas (2/9/13)
- FT Atts:** 6, vs. Arkansas (2/9/13)
- Rebounds:** 12, vs. Villanova (12/1/12)
- Assists:** 4, vs. Villanova (12/1/12)
- Turnovers:** 4, 2x, last vs. Ole Miss (1/15/13)
- Blocks:** 2, 2x, last vs. Tennessee (2/13/13)
- Steals:** 2, 2x, last vs. Tennessee (2/13/13)
- Minutes:** 42, at Xavier (12/6/12)

MISCELLANEOUS

BRIGHT NOTEBOOK

- ☛ Tallied second double-double with 11 points and 10 rebounds in win at Xavier (12/6); named SEC Freshman of the Week for his exploits.
- ☛ Grabbed 11 rebounds against Tennessee (2/13).
- ☛ Scored 12 points and had career-high 12 rebounds - his first double-double of his career - vs. Villanova (12/1). Also posted a career-high four assists.
- ☛ Bright's double-double was the first by a Vanderbilt freshman since Jeffery Taylor in 2008-09 - Taylor had three in his freshman season.
- ☛ Came off of the bench against Ole Miss and Auburn to score 12 points, all on threes in both games.
- ☛ Leads team in rebounding with 5.7 per game.
- ☛ First true freshman to start first game of the season for Commodores since Jeffery Taylor in 2008.
- ☛ Member of the 2012 Under 20/21 German National team that placed fifth in European Championship.
- ☛ Played at the Urspring Basketball Academy in Uln, Germany...His team was the German Champion in 2006, 2007, 2008, and 2011...Averaged 14.7 points, 7.6 rebounds, 3.4 assists, 1.2 blocks, and 1.3 steals in his last season at Urspring.
- ☛ Undecided on major at Vanderbilt.
- ☛ Best advice received: "We all have the choice to take the lead or to follow. It depends on you."

BRIGHT GAME-BY-GAME (FRESHMAN)

Opponent	M	FG-A	3P-A	FT-A	Reb	PF	A	T	B	S	PTS
N10 Nicholls State	24	5-8	3-3	2-2	8	4	1	3	0	0	15
N16 @Oregon	28	2-4	1-2	0-2	8	1	1	1	0	1	5
N22 Davidson	31	0-2	0-0	0-0	4	0	2	1	0	0	0
N23 Marist	26	1-5	1-3	0-0	8	2	0	2	0	0	3
N25 UTEP	27	2-4	2-3	0-0	3	3	1	4	0	1	6
D1 Villanova	37	5-10	2-4	0-0	12	2	4	1	0	1	12
D6 @Xavier	42	3-6	2-5	3-4	10	2	0	1	0	0	11
D15 Alabama A&M	31	2-4	1-2	0-0	8	1	3	1	0	0	5
D17 Cornell	30	3-6	2-3	0-0	5	0	3	3	1	1	8
D21 vs. MTSU	27	1-2	0-1	2-3	6	0	0	3	0	0	4
D29 Butler	28	1-4	1-3	0-2	2	1	0	0	0	0	3
J2 William & Mary	26	2-5	2-4	1-2	3	1	1	1	2	1	7
J10 Kentucky	18	0-4	0-3	0-0	7	0	0	0	0	0	0
J12 @Arkansas	21	2-3	0-0	0-0	2	1	0	2	0	0	4
J15 Ole Miss	30	4-9	4-7	0-0	4	4	1	4	0	1	12
J19 @South Carolina	30	3-4	2-3	0-1	7	2	3	1	0	0	8
J23 Auburn	33	4-7	4-7	0-0	3	2	1	1	1	1	12
J26 @Missouri	22	3-9	2-7	0-0	2	0	2	1	0	0	8
J29 @Tennessee	32	1-4	1-3	0-0	6	2	1	1	1	2	3
F2 Alabama	32	1-4	1-3	2-2	3	0	3	1	1	0	5
F6 @LSU	32	3-11	2-8	0-0	2	2	0	1	1	0	8
F9 Arkansas	32	1-5	1-3	5-6	7	2	2	3	0	1	8
F13 Tennessee	38	1-5	0-3	1-2	11	2	1	0	2	2	3
F16 Texas A&M											
F20 @Kentucky											
F23 @Mississippi St.											
F27 Georgia											
M2 @Auburn											
M6 @Florida											
M9 South Carolina											

Bright's Overall Statistics at Vanderbilt

Year	GP	GS	Min	Avg	FG	FGA	Pct	3FG	3FGA	Pct	FT	FTA	Pct	Off	Def	Tot	Avg	PF	FO	Ast	TO	Blk	Stl	Pts	Avg
2012-13	23	19	677	29.4	50	125	.400	34	80	.425	16	26	.615	26	105	131	5.7	34	0	30	36	9	12	150	6.5
TOTAL	23	19	677	29.4	50	125	.400	34	80	.425	16	26	.615	26	105	131	5.7	34	0	30	36	9	12	150	6.5

Bright's SEC Statistics at Vanderbilt

Year	GP	GS	Min	Avg	FG	FGA	Pct	3FG	3FGA	Pct	FT	FTA	Pct	Off	Def	Tot	Avg	PF	FO	Ast	TO	Blk	Stl	Pts	Avg
2012-13	11	7	320	29.1	23	65	.354	17	47	.362	8	11	.727	14	40	54	4.9	17	0	14	15	6	7	71	6.5
TOTAL	11	7	320	29.1	23	65	.354	17	47	.362	8	11	.727	14	40	54	4.9	17	0	14	15	6	7	71	6.5



KYLE FULLER

11

Junior, Guard
6'1" 180 lbs.
Moreno Valley, Calif.
Rancho Verde HS

SEASON HIGHS

Points: 25, at Xavier (12/6/12)
FG Made: 8, at Xavier (12/6/12)
FG Atts: 16, at Xavier(12/6/12)
3FG Made: 3, vs. Alabama (2/2/13)
3FG Atts: 7, at Xavier (12/6/12)
FT Made: 7, at Xavier (12/6/12)
FT Atts: 10, at Xavier (12/6/12)
Rebounds: 6, vs. Davidson (11/22/12)
Assists: 6, vs. Nicholls State (11/10/12)
Turnovers: 6, at Oregon (11/16/12)
Blocks: 1, 2x, last vs. Cornell (12/17/12)
Steals: 3, 2x, last vs. MTSU (12/21/12)
Minutes: 40, at Xavier (12/6/12)

CAREER HIGHS

Points: 25, at Xavier (12/6/12)
FG Made: 8, at Xavier (12/6/12)
FG Atts: 16, at Xavier(12/6/12)
3FG Made: 3, vs. Alabama (2/2/13)
3FG Atts: 7, at Xavier (12/6/12)
FT Made: 7, at Xavier (12/6/12)
FT Atts: 10, at Xavier (12/6/12)
Rebounds: 6, vs. Davidson (11/22/12)
Assists: 6, vs. Nicholls State (11/10/12)
Turnovers: 6, at Oregon (11/16/1)
Blocks: 1, 3x, last vs. Cornell (12/17/12)
Steals: 3, 2x, last vs. MTSU (12/21/12)
Minutes: 40, at Xavier (12/6/12)

MISCELLANEOUS

	2012-13	Career
5+ Assists	3	4

FULLER NOTEBOOK

- ⊛ Point guard who scored a career-high 25 points at Xavier (12/6) - won SEC Player of the Week for his performance. Also added career-high three steals, and a career-high in free throws made (7) and field goals made (8), and scored all 12 of the team's points in overtime.
- ⊛ Made career-high three three-pointers vs. Alabama (2/2).
- ⊛ Commodores' third-leading scorer, averaging 9.5 points per game.
- ⊛ Scored 14 points against Auburn (1/23).
- ⊛ Scored team-high 12 points in win at South Carolina (1/19).
- ⊛ Only player from Californian on roster.
- ⊛ Played in 18 games in 2011-12, averaged 0.9 points, 0.9 rebounds, and 0.9 points per game.
- ⊛ Dished out season-high four assists vs. Monmouth in 2011.
- ⊛ Played in all 34 games in 2010-11, and averaged 1.9 points and 1.6 assists per game in 15 minutes of action.
- ⊛ Averaged 27.6 points, eight assists, six rebounds, and four steals per game as a point guard at Rancho Verde High School.
- ⊛ Winningest player in Rancho Verde history, was a four-year captain, and a three-year starter.
- ⊛ Nickname is Zoomey.

FULLER GAME-BY-GAME (JUNIOR)


Opponent	M	FG-A	3P-A	FT-A	Reb	PF	A	T	B	S	PTS
N10 Nicholls State	36	6-13	2-5	1-3	3	1	6	1	0	0	15
N16 @Oregon	37	6-9	0-1	5-6	1	0	1	6	0	0	17
N22 Davidson	39	6-15	2-5	0-0	6	2	1	2	0	0	14
N23 Marist	36	2-12	0-5	0-0	0	1	1	2	0	1	4
N25 UTEP	34	4-8	1-3	5-6	2	1	5	1	0	1	14
D1 Villanova	31	0-4	0-3	4-5	3	3	2	2	0	1	4
D6 @Xavier	40	8-16	2-7	7-10	4	1	5	2	1	3	25
D15 Alabama A&M	30	3-10	1-5	0-0	2	2	3	0	0	1	7
D17 Cornell	35	5-8	2-3	5-6	6	3	3	2	1	1	17
D21 vs. MTSU	33	3-7	0-2	2-5	2	4	0	3	0	3	8
D29 Butler	26	4-9	1-3	1-3	2	0	0	0	0	1	10
J2 William & Mary	29	3-10	1-5	1-3	4	0	4	2	0	0	8
J10 Kentucky	23	3-7	1-1	0-0	3	0	0	2	0	1	7
J12 @Arkansas	25	1-8	0-4	2-2	0	1	1	3	0	2	4
J15 Ole Miss	13	1-6	1-5	0-0	2	1	0	2	0	0	3
J19 @South Carolina	28	3-5	2-2	4-8	5	0	2	2	0	0	12
J23 Auburn	26	3-7	2-6	6-7	5	0	3	0	0	0	14
J26 @Missouri	16	0-3	0-1	0-0	0	0	1	1	0	0	0
J29 @Tennessee	31	2-7	1-2	1-1	4	3	2	1	0	0	6
F2 Alabama	20	4-7	3-4	2-3	1	1	0	3	0	0	13
F6 @LSU	13	1-3	0-1	0-0	0	1	0	0	0	1	2
F9 Arkansas	28	4-8	0-3	0-0	3	1	2	0	0	1	8
F13 Tennessee	28	3-10	1-3	0-0	2	2	1	1	0	0	7
F16 Texas A&M											
F20 @Kentucky											
F23 @Mississippi St.											
F27 Georgia											
M2 @Auburn											
M6 @Florida											
M9 South Carolina											

Fuller's Overall Statistics at Vanderbilt

Year	GP	GS	Min	Avg	FG	FGA	Pct	3pt	3ptA	Pct	FT	FTA	Pct	Off	Def	Tot	Avg	PF	FO	Ast	TO	Blk	Stl	Pts	Avg
2010-11	34	0	499	14.7	24	78	.308	7	29	.241	8	16	.500	8	38	46	1.4	44	0	55	34	1	13	63	1.9
2011-12	18	1	125	6.9	6	22	.273	0	8	.000	5	8	.625	2	14	16	0.9	7	0	17	10	0	5	17	0.9
2012-13	23	14	657	28.6	75	192	.391	23	79	.291	46	68	.676	4	56	60	2.6	28	0	43	38	2	17	219	9.5
TOTAL	75	15	1281	17.1	105	292	.360	30	116	.259	59	92	.641	14	108	122	1.6	79	0	115	82	3	35	299	4.0

Fuller's SEC Statistics at Vanderbilt

Year	GP	GS	Min	Avg	FG	FGA	Pct	3pt	3ptA	Pct	FT	FTA	Pct	Off	Def	Tot	Avg	PF	FO	Ast	TO	Blk	Stl	Pts	Avg
2010-11	16	0	218	13.6	7	28	.250	4	8	.500	5	10	.500	4	18	22	1.4	18	0	21	11	0	5	23	1.4
2011-12	8	0	24	3.0	1	5	.200	0	1	.000	1	2	.500	0	3	3	0.4	0	0	4	3	0	0	3	0.4
2012-13	11	2	251	22.8	25	71	.352	11	32	.344	15	21	.714	2	23	25	2.3	10	0	12	15	0	5	76	6.9
TOTAL	35	2	493	14.1	33	104	.317	15	41	.366	21	33	.636	6	44	50	1.4	28	0	37	29	0	10	102	2.9



ALEX GENDELMAN

5

Freshman, Guard
6'0" 175 lbs.
Purchase, N.Y.
Rye Country Day School

SEASON HIGHS

- Points:**
- FG Made:**
- FG Atts:** 1, vs. Alabama A&M (12/15/12)
- 3FG Made:**
- 3FG Atts:** 1, vs. Alabama A&M (12/15/12)
- FT Made:**
- FT Atts:**
- Rebounds:**
- Assists:**
- Turnovers:**
- Blocks:**
- Steals:**
- Minutes:** 2, vs. Alabama A&M (12/15/12)

CAREER HIGHS

- Points:**
- FG Made:**
- FG Atts:** 1, vs. Alabama A&M (12/15/12)
- 3FG Made:**
- 3FG Atts:** 1, vs. Alabama A&M (12/15/12)
- FT Made:**
- FT Atts:**
- Rebounds:**
- Assists:**
- Turnovers:**
- Blocks:**
- Steals:**
- Minutes:** 2, vs. Alabama A&M (12/15/12)

MISCELLANEOUS

GENDELMAN NOTEBOOK


- ⊕ Walk-on from Purchase, N.Y., who made the team at walk-on tryouts in October.
- ⊕ Attended Rye Country Day School.
- ⊕ His Rye Country Day School team captured the New York State Private School Class C Championship his sophomore through senior seasons...Averaged 18.6 points, 8.0 rebounds, and 6.0 assists his senior season and departed as the school's all-time leading scorer...Scored over 1,000 points in his career.
- ⊕ Was his team's MVP in his junior and senior seasons and was an all-state selection in his senior campaign... Earned 12 varsity letters, four each in basketball and baseball, and two each in football and soccer.

GENDELMAN GAME-BY-GAME (FRESHMAN)

Opponent	M	FG-A	3P-A	FT-A	Reb	PF	A	T	B	S	PTS
N10 Nicholls State	DNP										
N16 @Oregon	DNP										
N22 Davidson	DNP										
N23 Marist	DNP										
N25 UTEP	0+	0-0	0-0	0-0	0	0	0	0	0	0	0
D1 Villanova	DNP										
D6 @Xavier	DNP										
D15 Alabama A&M	2	0-1	0-1	0-0	0	0	0	0	0	0	0
D17 Cornell	DNP										
D21 vs. MTSU	DNP										
D29 Butler	DNP										
J2 William & Mary	DNP										
J10 Kentucky	DNP										
J12 @Arkansas	DNP										
J15 Ole Miss	DNP										
J19 @South Carolina	DNP										
J23 Auburn	DNP										
J26 @Missouri	DNP										
J29 @Tennessee	DNP										
F2 Alabama	DNP										
F6 @LSU	DNP										
F9 Arkansas	DNP										
F13 Tennessee	DNP										
F16 Texas A&M											
F20 @Kentucky											
F23 @Mississippi St.											
F27 Georgia											
M2 @Auburn											
M6 @Florida											
M9 South Carolina											

Year	GP	GS	Min	Avg	FG	FGA	Pct	3FG	3FGA	Pct	FT	FTA	Pct	Off	Def	Tot	Avg	PF	FO	Ast	TO	Blk	Stl	Pts	Avg
2012-13	2	0	2	1.0	0	1	.000	0	1	.000	0	0	.000	0	0	0	0.0	0	0	0	0	0	0	0	0.0
TOTAL	2	0	2	1.0	0	1	.000	0	1	.000	0	0	.000	0	0	0	0.0	0	0	0	0	0	0	0	0.0

Year	GP	GS	Min	Avg	FG	FGA	Pct	3FG	3FGA	Pct	FT	FTA	Pct	Off	Def	Tot	Avg	PF	FO	Ast	TO	Blk	Stl	Pts	Avg
2012-13																									
TOTAL																									



JOSH HENDERSON

40 RS Sophomore, Center
6'11" 220 lbs.
Roanoke, Va.
Cave Spring HS

SEASON HIGHS

Points: 13, 2x, last at Tennessee (1/29/13)
FG Made: 6, 2x, last at Tennessee (1/29/13)
FG Atts: 10, at Tennessee (1/29/13)
3FG Made:
3FG Atts:
FT Made: 3, at Oregon (11/16/12)
FT Atts: 4, at Oregon (11/16/12)
Rebounds: 7, vs. William & Mary (1/2/13)
Assists: 3, vs. William & Mary (1/2/13)
Turnovers: 4, 2x, last vs. Alabama (2/2/13)
Blocks: 3, vs. Arkansas (2/9/13)
Steals: 2, 3x, last vs. William & Mary (1/2/13)
Minutes: 32, vs. Alabama (2/2/13)

CAREER HIGHS

Points: 13, 2x, last at Tennessee (1/29/13)
FG Made: 6, 2x, last at Tennessee (1/29/13)
FG Atts: 10, at Tennessee (1/29/13)
3FG Made:
3FG Atts:
FT Made: 3, at Oregon (11/16/12)
FT Atts: 4, 2x, last at Oregon (11/16/12)
Rebounds: 7, vs. William & Mary (1/2/13)
Assists: 4, vs Bucknell (11/15/11)
Turnovers: 4, 2x, last vs. Alabama (2/2/13)
Blocks: 3, vs. Arkansas (2/9/13)
Steals: 2, 3x, last vs. William & Mary (1/2/13)
Minutes: 32, vs. Alabama (2/2/13)

HENDERSON NOTEBOOK

- ⊛ Started 12 games at center position, scored in double figures in four - 13 vs. Alabama A&M (12/15), 11 vs. Cornell (12/17), 13 at Tennessee (1/29), 11 vs. Arkansas (2/9).
- ⊛ Scored 13 points at Tennessee, which tied a career high.
- ⊛ Played in second exhibition game against Delta State after recovering from right foot injury - scored eight points and had five rebounds against Delta State.
- ⊛ Played in eight games in 2011-12 and averaged 2.6 points and 2.9 rebounds.
- ⊛ Played in first game as a collegian against Oregon last year - scored four points and had four rebounds in 11 minutes.
- ⊛ Scored a career-high 10 points vs. Monmouth (11/25); was 4-4 from the floor.
- ⊛ Has team-high four assists vs. Bucknell (11/15)
- ⊛ Redshirted in 2010-11.
- ⊛ Signed in the spring of 2010 with the Commodores.
- ⊛ 6'11 center chose Vanderbilt over Virginia, Wake Forest, Davidson, Cincinnati, Maryland, and Penn State.

HENDERSON GAME-BY-GAME (RS-SOPHOMORE)

Opponent	M	FG-A	3P-A	FT-A	Reb	PF	A	T	B	S	PTS
N10 Nicholls State	13	1-3	0-0	1-2	2	0	0	0	0	0	3
N16 @Oregon	21	0-0	0-0	3-4	5	4	2	2	0	1	3
N22 Davidson	22	2-5	0-0	0-0	3	2	0	1	1	0	4
N23 Marist	22	2-8	0-0	0-0	4	1	0	0	1	1	4
N25 UTEP	17	2-4	0-0	1-2	1	3	0	1	0	2	5
D1 Villanova	11	0-0	0-0	1-2	3	1	0	3	0	0	1
D6 @Xavier	20	0-1	0-0	0-0	1	1	2	1	1	0	0
D15 Alabama A&M	24	6-7	0-0	1-3	4	3	2	3	0	2	13
D17 Cornell	25	5-9	0-0	1-3	5	4	2	2	2	0	11
D21 vs. MTSU	24	1-5	0-0	0-0	2	3	2	1	0	1	2
D29 Butler	24	2-4	0-0	1-2	1	3	2	0	1	1	5
J2 William & Mary	29	2-6	0-0	1-2	7	3	3	2	2	2	5
J10 Kentucky	13	0-3	0-0	0-0	2	1	1	2	1	1	0
J12 @Arkansas	12	1-3	0-0	0-0	3	1	1	4	1	0	2
J15 Ole Miss	9	2-2	0-0	1-2	2	2	0	0	0	0	5
J19 @South Carolina	21	2-6	0-0	1-2	3	2	0	2	1	1	5
J23 Auburn	18	2-4	0-0	0-1	4	2	1	3	0	1	4
J26 @Missouri	6	0-0	0-0	0-2	0	2	0	1	0	0	0
J29 @Tennessee	26	6-10	0-0	1-2	3	2	1	0	0	0	13
F2 Alabama	32	3-6	0-0	0-1	4	4	1	4	2	1	6
F6 @LSU	26	0-1	0-0	0-1	5	5	0	2	1	1	0
F9 Arkansas	23	5-6	0-0	1-3	4	1	0	3	3	1	11
F13 Tennessee	18	2-6	0-0	0-1	1	0	1	2	0	0	4
F16 Texas A&M											
F20 @Kentucky											
F23 @Mississippi St.											
F27 Georgia											
M2 @Auburn											
M6 @Florida											
M9 South Carolina											

Henderson's Overall Statistics at Vanderbilt

Year	GP	GS	Min	Avg	FG	FGA	Pct	3FG	3FGA	Pct	FT	FTA	Pct	Off	Def	Tot	Avg	PF	FO	Ast	TO	Blk	Stl	Pts	Avg
2011-12	8	0	69	8.6	8	17	.471	0	0	.000	5	9	.556	12	11	23	2.9	15	0	5	5	0	1	21	2.6
2012-13	23	12	456	19.8	46	99	.465	0	0	.000	14	35	.400	28	41	69	3.0	50	1	21	39	17	16	106	4.6
TOTAL	31	12	525	16.9	54	116	.466	0	0	.000	19	44	.432	40	52	92	3.0	65	1	26	44	17	17	127	4.1

Henderson's SEC Statistics at Vanderbilt

Year	GP	GS	Min	Avg	FG	FGA	Pct	3FG	3FGA	Pct	FT	FTA	Pct	Off	Def	Tot	Avg	PF	FO	Ast	TO	Blk	Stl	Pts	Avg
2012-13	11	4	204	18.5	23	47	.489	0	0	.000	4	15	.267	9	22	31	2.8	22	1	6	23	9	6	50	4.5
TOTAL	11	4	204	18.5	23	47	.489	0	0	.000	4	15	.267	9	22	31	2.8	22	1	6	23	9	6	50	4.5



SHELDON JETER

21

Freshman, Forward
6'7" 215 lbs.
Beaver Falls, Pa.
Beaver Falls HS

SEASON HIGHS

- Points:** 14, vs. William & Mary (1/2/13)
- FG Made:** 6, vs. William & Mary (1/2/13)
- FG Atts:** 8, 2x, last vs. Auburn (1/23/13)
- 3FG Made:** 3, vs. Arkansas (2/9/13)
- 3FG Atts:** 6, vs. Ole Miss (1/15/13)
- FT Made:** 4, 2x, last vs. Arkansas (2/9/13)
- FT Atts:** 7, vs. Ole Miss (1/15/13)
- Rebounds:** 7, 2x, last at LSU (2/6/13)
- Assists:** 2, vs. Ole Miss (1/15/13)
- Turnovers:** 2, 3x, last vs. Arkansas (2/9/13)
- Blocks:** 2, 3x, last vs. Arkansas (2/9/13)
- Steals:** 3, 2x, last at Missouri (1/26/13)
- Minutes:** 32, vs. Ole Miss (1/15/13)

CAREER HIGHS

- Points:** 14, vs. William & Mary (1/2/13)
- FG Made:** 6, vs. William & Mary (1/2/13)
- FG Atts:** 8, 2x, last vs. Auburn (1/23/13)
- 3FG Made:** 3, vs. Arkansas (2/9/13)
- 3FG Atts:** 6, vs. Ole Miss (1/15/13)
- FT Made:** 4, 2x, last vs. Arkansas (2/9/13)
- FT Atts:** 7, vs. Ole Miss (1/15/13)
- Rebounds:** 7, 2x, last at LSU (2/6/13)
- Assists:** 2, vs. Ole Miss (1/15/13)
- Turnovers:** 2, 3x, last vs. Arkansas (2/9/13)
- Blocks:** 2, 3x, last vs. Arkansas (2/9/13)
- Steals:** 3, 2x, last at Missouri (1/26/13)
- Minutes:** 32, vs. Ole Miss (1/15/13)

MISCELLANEOUS

JETER NOTEBOOK

- ⊛ Played in all 23 games this season, scored career-high 14 points vs. William and Mary.
- ⊛ Started seven games this season.
- ⊛ Scored 13 points, all in the first half, against Arkansas (2/9).
- ⊛ Made first career start vs. Ole Miss, scored 13 points in 32 minutes. Also had four rebounds; scored eight points and had six rebounds in second start at South Carolina.
- ⊛ Shooting 49.5% from the field for the season (47-95).
- ⊛ A very highly decorated player from Beaver Falls High School... Was a first-team All-State selection, and was named the Pittsburgh Post Gazette and Pittsburgh Tribune Review Player of the Year as a senior... Was also his section's Most Valuable Player as a senior... Also named the Beaver County Times Athlete of the Year.
- ⊛ Averaged 22 points, 12 rebounds, five assists, two blocks, and two steals as a senior.
- ⊛ Undecided on major at Vanderbilt.
- ⊛ Advice to youngsters: "Never change who you really are to please other people's insecurities."

JETER GAME-BY-GAME (FRESHMAN)

Opponent	M	FG-A	3P-A	FT-A	Reb	PF	A	T	B	S	PTS
N10 Nicholls State	17	1-6	1-3	0-0	3	2	1	1	0	2	3
N16 @Oregon	13	0-1	0-1	0-0	5	1	0	0	0	1	0
N22 Davidson	18	3-6	0-0	0-0	4	3	0	1	1	0	6
N23 Marist	11	1-4	1-2	0-0	2	1	0	1	0	1	3
N25 UTEP	17	2-3	1-1	0-0	1	4	1	2	0	3	5
D1 Villanova	14	1-3	1-2	0-0	0	1	0	0	0	0	3
D6 @Xavier	12	0-1	0-1	0-0	1	2	0	0	1	0	0
D15 Alabama A&M	16	2-2	1-1	0-1	6	3	1	1	1	0	5
D17 Cornell	10	0-0	0-0	0-0	1	1	0	0	2	0	0
D21 vs. MTSU	4	1-1	1-1	0-0	2	0	0	1	0	0	3
D29 Butler	13	2-3	1-2	0-0	3	2	1	2	0	1	5
J2 William & Mary	21	6-7	1-2	1-3	2	0	0	0	1	0	14
J10 Kentucky	23	2-6	0-2	0-0	5	2	0	0	1	0	4
J12 @Arkansas	17	2-6	0-0	4-5	4	0	0	1	1	0	8
J15 Ole Miss	32	4-8	2-6	3-7	4	2	2	1	0	1	13
J19 @South Carolina	23	3-4	0-1	2-5	6	3	1	1	0	0	8
J23 Auburn	20	4-8	2-4	0-0	3	2	1	1	0	1	10
J26 @Missouri	24	2-4	0-1	0-1	3	3	0	1	0	3	4
J29 @Tennessee	20	3-4	2-2	0-0	7	1	0	1	1	1	8
F2 Alabama	18	1-4	1-3	0-0	5	1	0	0	1	0	3
F6 @LSU	16	2-6	0-1	2-2	7	2	1	0	2	0	6
F9 Arkansas	21	3-5	3-5	4-4	3	3	1	2	2	1	13
F13 Tennessee	18	2-3	0-0	0-1	3	2	0	0	1	0	4
F16 Texas A&M											
F20 @Kentucky											
F23 @Mississippi St.											
F27 Georgia											
M2 @Auburn											
M6 @Florida											
M9 South Carolina											

Year	GP	GS	Min	Avg	FG	FGA	Pct	3FG	3FGA	Pct	FT	FTA	Pct	Off	Def	Tot	Avg	PF	FO	Ast	TO	Blk	Stl	Pts	Avg
2012-13	23	7	398	17.3	47	95	.495	18	41	.439	16	29	.552	18	62	80	3.5	41	0	10	17	15	15	128	5.6
TOTAL	23	7	398	17.3	47	95	.495	18	41	.439	16	29	.552	18	62	80	3.5	41	0	10	17	15	15	128	5.6

Year	GP	GS	Min	Avg	FG	FGA	Pct	3FG	3FGA	Pct	FT	FTA	Pct	Off	Def	Tot	Avg	PF	FO	Ast	TO	Blk	Stl	Pts	Avg
2012-13	11	7	232	21.1	28	58	.483	10	25	.400	15	25	.600	11	39	50	4.5	21	0	6	8	9	7	81	7.4
TOTAL	11	7	232	21.1	28	58	.483	10	25	.400	15	25	.600	11	39	50	4.5	21	0	6	8	9	7	81	7.4



KEDREN JOHNSON

2

Sophomore, Guard
6'4" 215 lbs.
Lewisburg, Tenn.
Marshall County HS

SEASON HIGHS

- Points:** 28, vs. Davidson (11/22/12)
- FG Made:** 11, vs. Davidson (11/22/12)
- FG Atts:** 19, 2x, last vs. Kentucky (1/10/13)
- 3FG Made:** 5, vs. Ole Miss (1/15/13)
- 3FG Atts:** 11, vs. Ole Miss (1/15/13)
- FT Made:** 8, vs. Auburn (1/23/13)
- FT Atts:** 10, vs. Auburn (1/23/13)
- Rebounds:** 8, 2x, last at S. Carolina (1/19/13)
- Assists:** 8, vs. Ole Miss (1/15/13)
- Turnovers:** 6, vs. MTSU (12/21/12)
- Blocks:** 4, vs. Alabama (2/2/13)
- Steals:** 4, 3x, last vs. Kentucky (1/10/13)
- Minutes:** 41, 2x, last vs. Ole Miss (1/15/13)

CAREER HIGHS

- Points:** 28, vs. Davidson (11/22/12)
- FG Made:** 11, vs. Davidson (11/22/12)
- FG Atts:** 19, 2x, last vs. Kentucky (1/10/13)
- 3FG Made:** 5, vs. Ole Miss (1/15/13)
- 3FG Atts:** 11, vs. Ole Miss (1/15/13)
- FT Made:** 8, vs. Auburn (1/23/13)
- FT Atts:** 10, vs. Auburn (1/23/13)
- Rebounds:** 8, 2x, last at S. Carolina (1/19/13)
- Assists:** 8, vs. Ole Miss (1/15/13)
- Turnovers:** 6, vs. MTSU (12/21/12)
- Blocks:** 4, vs. Alabama (2/2/13)
- Steals:** 4, 3x, last vs. Kentucky (1/10/13)
- Minutes:** 41, 2x, last vs. Ole Miss (1/15/13)

JOHNSON NOTEBOOK

- ☛ Scored a career-high 28 points vs. Davidson, and scored 20+ points in three games (Nicholls State, Davidson, MTSU).
- ☛ Scored 15 points and had seven rebounds, both team bests, against Alabama (2/2).
- ☛ Leads team in scoring and assists, and scored in double figures in 17 of 23 games this season.
- ☛ Scored 19 points and had career-high eight assists vs. Ole Miss (1/15)...also made career-high five threes.
- ☛ Tallied 19 points at Xavier in 66-64 overtime win.
- ☛ Played in all 36 games in 2011-12 as a freshman, and averaged 3.1 points and 1.2 points per game.
- ☛ Put the Commodores up for good with lay-in against Kentucky in finals of 2012 SEC Tournament.
- ☛ Had career-high 12 points vs. Bucknell (11/15). Tied career high in minutes played with 27 vs. Florida (2/28).
- ☛ Posted career-high five assists at Ole Miss (2/16).
- ☛ Freshman point guard who starred at nearby Marshall County High School, where he was named Mr. Basketball for the state of Tennessee for Class 2A and was the Tennessean Player of the Year for two years.
- ☛ Averaged 27.3 points, 10.0 rebounds, 8.0 assists, 3.6 steals and 1.5 blocks in his senior season at Marshall County, where he departed as the school's all-time scoring and assist leader.
- ☛ Nickname is Kee.
- ☛ Chose the Commodores over Florida, Louisville, Memphis, and Alabama.

JOHNSON GAME-BY-GAME (SOPHOMORE)

Opponent	M	FG-A	3P-A	FT-A	Reb	PF	A	T	B	S	PTS
N10 Nicholls State	38	8-14	3-7	6-9	6	1	6	2	1	1	25
N16 @Oregon	38	5-15	2-8	2-4	4	2	3	5	0	0	14
N22 Davidson	30	11-17	4-6	2-2	3	4	1	5	0	1	28
N23 Marist	38	2-11	0-5	0-0	8	3	3	2	0	2	4
N25 UTEP	36	7-11	2-4	1-2	2	1	0	2	0	4	17
D1 Villanova	39	4-10	4-9	0-1	5	1	4	4	2	2	12
D6 @Xavier	41	8-16	2-6	1-3	4	1	3	3	2	4	19
D15 Alabama A&M	33	5-12	3-6	6-8	4	3	3	1	0	2	19
D17 Cornell	18	5-6	3-4	2-4	4	4	1	4	1	1	15
D21 vs. MTSU	35	9-19	1-5	6-8	2	1	2	6	0	2	25
D29 Butler	31	3-10	1-3	2-5	2	2	4	2	0	0	9
J2 William & Mary	25	5-12	2-6	0-1	3	4	2	2	0	0	12
J10 Kentucky	37	8-19	2-9	0-1	2	2	6	4	0	4	18
J12 @Arkansas	26	0-3	0-2	3-4	2	2	2	5	0	0	3
J15 Ole Miss	41	6-14	5-11	2-2	2	0	8	1	0	1	19
J19 @South Carolina	23	0-6	0-3	3-4	8	4	4	4	1	0	3
J23 Auburn	33	3-9	1-3	8-10	7	1	4	2	1	1	15
J26 @Missouri	32	5-11	1-5	0-0	2	0	3	1	0	0	11
J29 @Tennessee	23	4-13	0-2	6-7	1	3	1	2	0	0	14
F2 Alabama	36	5-9	2-3	3-4	7	2	3	5	4	2	15
F6 @LSU	32	2-12	1-8	2-2	4	3	5	4	0	2	7
F9 Arkansas	30	3-5	3-3	0-0	6	3	5	4	0	0	9
F13 Tennessee	27	5-12	1-3	0-0	4	1	4	5	1	0	11
F16 Texas A&M											
F20 @Kentucky											
F23 @Mississippi St.											
F27 Georgia											
M2 @Auburn											
M6 @Florida											
M9 South Carolina											

Johnson's Overall Statistics at Vanderbilt

Year	GP	GS	Min	Avg	FG	FGA	Pct	3FG	3FGA	Pct	FT	FTA	Pct	Off	Def	Tot	Avg	PF	FO	Ast	TO	Blk	Stl	Pts	Avg
2011-12	36	0	521	14.5	37	108	.343	10	42	.238	27	34	.794	2	42	44	1.2	32	0	66	42	5	18	111	3.1
2012-13	23	23	742	32.3	113	266	.425	43	121	.355	55	81	.679	10	82	92	4.0	48	0	77	75	13	29	324	14.1
TOTAL	59	23	1263	21.4	150	374	.401	53	163	.325	82	115	.713	12	124	136	2.3	80	0	143	117	18	47	435	7.4

Johnson's SEC Statistics at Vanderbilt

Year	GP	GS	Min	Avg	FG	FGA	Pct	3FG	3FGA	Pct	FT	FTA	Pct	Off	Def	Tot	Avg	PF	FO	Ast	TO	Blk	Stl	Pts	Avg
2011-12	16	0	225	14.1	11	36	.306	2	11	.182	13	16	.813	1	18	19	1.2	15	0	32	16	3	4	37	2.3
2012-13	11	11	340	30.9	41	113	.363	16	52	.308	27	34	.794	4	41	45	4.1	21	0	45	37	7	10	125	11.4
TOTAL	27	11	565	20.9	52	149	.349	18	63	.286	40	50	.800	5	59	64	2.4	36	0	77	53	10	14	162	6.0



CARTER JOSEPHS

14 Freshman, Guard
5'10" 165 lbs.
San Antonio, Texas
Tom C. Clark HS

SEASON HIGHS

Points:
FG Made:
FG Atts:
3FG Made:
3FG Atts:
FT Made:
FT Atts:
Rebounds:
Assists:
Turnovers:
Blocks:
Steals:
Minutes: 1, 3x, last vs. Alabama A&M (12/15/12)

CAREER HIGHS

Points:
FG Made:
FG Atts:
3FG Made:
3FG Atts:
FT Made:
FT Atts:
Rebounds:
Assists:
Turnovers:
Blocks:
Steals:
Minutes: 1, 3x, last vs. Alabama A&M (12/15/12)

MISCELLANEOUS

JOSEPHS NOTEBOOK

- ☛ Walk-on guard from San Antonio, Texas, who played at Tom C. Clark High School.
- ☛ Was his team's captain and defensive MVP in 2011-12, where he averaged 7.8 points, 5.2 assists, and 3.7 rebounds per game.
- ☛ Academically, he was a member of the National Honor Society and the Spanish National Honor Society, and was a National Achievement Scholar Semifinalist, and won the Clark Principal's Award from 2009-12.
- ☛ Plans to major in mechanical engineering.
- ☛ Advice to youngsters: "Work harder than everyone else."

JOSEPHS GAME-BY-GAME (FRESHMAN)

Opponent	M	FG-A	3P-A	FT-A	Reb	PF	A	T	B	S	PTS
N10 Nicholls State	DNP										
N16 @Oregon	1	0-0	0-0	0-0	0	0	0	0	0	0	0
N22 Davidson	DNP										
N23 Marist	DNP										
N25 UTEP	1	0-0	0-0	0-0	0	0	0	0	0	0	0
D1 Villanova	DNP										
D6 @Xavier	DNP										
D15 Alabama A&M	1	0-0	0-0	0-0	0	0	0	0	0	0	0
D17 Cornell	DNP										
D21 vs. MTSU	DNP										
D29 Butler	DNP										
J2 William & Mary	DNP										
J10 Kentucky	DNP										
J12 @Arkansas	DNP										
J15 Ole Miss	DNP										
J19 @South Carolina	DNP										
J23 Auburn	DNP										
J26 @Missouri	DNP										
J29 @Tennessee	DNP										
F2 Alabama	DNP										
F6 @LSU	DNP										
F9 Arkansas	DNP										
F13 Tennessee	DNP										
F16 Texas A&M											
F20 @Kentucky											
F23 @Mississippi St.											
F27 Georgia											
M2 @Auburn											
M6 @Florida											
M9 South Carolina											

Josephs' Overall Statistics at Vanderbilt

Year	GP	GS	Min	Avg	FG	FGA	Pct	3FG	3FGA	Pct	FT	FTA	Pct	Off	Def	Tot	Avg	PF	FO	Ast	TO	Blk	Stl	Pts	Avg
2012-13	3	0	3	1.0	0	0	.000	0	0	.000	0	0	.000	0	0	0	0.0	0	0	0	0	0	0	0	0.0
TOTAL	3	0	3	1.0	0	0	.000	0	0	.000	0	0	.000	0	0	0	0.0	0	0	0	0	0	0	0	0.0

Josephs' SEC Statistics at Vanderbilt

Year	GP	GS	Min	Avg	FG	FGA	Pct	3FG	3FGA	Pct	FT	FTA	Pct	Off	Def	Tot	Avg	PF	FO	Ast	TO	Blk	Stl	Pts	Avg
2012-13																									
TOTAL																									



SHELBY MOATS

34 | Sophomore, Forward
6'8" 225 lbs.
Waconia, Minn.
Waconia HS

SEASON HIGHS

- Points:** 9, vs. Kentucky (1/10/13)
- FG Made:** 4, vs. Kentucky (1/10/13)
- FG Atts:** 7, 2x, last vs. Kentucky (1/10/13)
- 3FG Made:** 2, vs. Nicholls State (11/10/12)
- 3FG Atts:** 5, vs. Nicholls State (11/10/12)
- FT Made:** 3, vs. Butler (12/29/12)
- FT Atts:** 5, vs. Butler (12/29/12)
- Rebounds:** 10, vs. Kentucky (1/10/13)
- Assists:** 4, vs. Ole Miss (1/15/13)
- Turnovers:** 3, vs. Villanova (12/1/12)
- Blocks:** 1, vs. Alabama A&M (12/15/12)
- Steals:** 2, at Arkansas (1/12/13)
- Minutes:** 36, vs. Ole Miss (1/15/13)

CAREER HIGHS

- Points:** 9, vs. Kentucky (1/10/13)
- FG Made:** 4, vs. Kentucky (1/10/13)
- FG Atts:** 7, 2x, last vs. Kentucky (1/10/13)
- 3FG Made:** 2, vs. Nicholls State (11/10/12)
- 3FG Atts:** 5, vs. Nicholls State (11/10/12)
- FT Made:** 3, vs. Butler (12/29/12)
- FT Atts:** 5, vs. Butler (12/29/12)
- Rebounds:** 10, vs. Kentucky (1/10/13)
- Assists:** 4, vs. Ole Miss (1/15/13)
- Turnovers:** 4, vs. Monmouth (11/25/11)
- Blocks:** 2, at Ole Miss (2/16/12)
- Steals:** 2, at Arkansas (1/12/13)
- Minutes:** 36, vs. Ole Miss (1/15/13)

MOATS NOTEBOOK

- ⊛ Scored career-high 10 points and had career-best nine rebounds vs. UK (1/10).
- ⊛ Played 30 minutes in first collegiate start vs. Nicholls State - scored eight points and had two rebounds.
- ⊛ Played career-high 36 minutes vs. Ole Miss in fifth career start - grabbed eight rebounds.
- ⊛ Played in 16 games last season as a true freshman and averaged 0.5 points and 0.9 rebounds per game.
- ⊛ Had first two blocks of his collegiate career at Ole Miss (2/16/12).
- ⊛ Made first career 3-pointer vs Monmouth (11/25); also added career-high six boards vs. Monmouth.
- ⊛ Powerfully-built power forward who has excellent shooting touch from beyond-the-arc.
- ⊛ Was the valedictorian of his Waconia High School senior class in 2011.
- ⊛ Four-year varsity letterwinner in basketball, two-year captain, and a two-year letterman in football at Waconia
- ⊛ Averaged 22 points and 12 rebounds in his senior year at Waconia and ended his career with 1,772 points and 985 rebounds.
- ⊛ Plans on majoring in Economics at Vanderbilt.
- ⊛ Chose the Commodores over Washington State and Northwestern.

MOATS GAME-BY-GAME (SOPHOMORE)

Opponent	M	FG-A	3P-A	FT-A	Reb	PF	A	T	B	S	PTS
N10 Nicholls State	30	3-7	2-5	0-0	2	1	1	0	0	0	8
N16 @Oregon	22	0-2	0-2	0-0	2	5	1	0	0	0	0
N22 Davidson	18	0-2	0-2	0-0	2	3	1	0	0	0	0
N23 Marist	18	1-6	0-4	0-0	7	2	0	2	0	1	2
N25 UTEP	23	3-6	1-2	1-1	5	2	3	0	0	1	8
D1 Villanova	26	2-6	0-2	2-4	1	5	1	3	0	1	6
D6 @Xavier	25	1-4	1-4	0-2	5	4	1	1	0	1	3
D15 Alabama A&M	15	0-2	0-0	0-2	4	1	1	0	1	0	0
D17 Cornell	14	0-1	0-0	0-2	1	1	3	0	0	0	0
D21 vs. MTSU	16	1-2	1-1	2-2	2	1	2	1	0	1	5
D29 Butler	16	2-5	1-1	3-5	5	4	0	2	0	0	8
J2 William & Mary	8	1-1	0-0	0-0	2	4	0	1	0	1	2
J10 Kentucky	27	4-7	1-1	0-0	10	3	1	0	0	0	9
J12 @Arkansas	24	1-1	1-1	0-0	1	0	0	0	0	2	3
J15 Ole Miss	36	1-4	0-2	0-3	8	2	4	0	0	1	2
J19 @South Carolina	14	1-2	0-0	1-2	0	4	1	2	0	0	3
J23 Auburn	20	2-3	0-0	0-1	3	3	0	2	0	0	4
J26 @Missouri	18	1-1	0-0	0-0	1	1	0	1	0	0	2
J29 @Tennessee	1	0-1	0-0	0-0	1	0	0	0	0	0	0
F2 Alabama	DNP										
F6 @LSU	5	0-0	0-0	0-0	1	2	0	0	0	0	0
F9 Arkansas	DNP										
F13 Tennessee	5	2-3	0-0	0-0	0	1	0	0	0	0	4
F16 Texas A&M											
F20 @Kentucky											
F23 @Mississippi St.											
F27 Georgia											
M2 @Auburn											
M6 @Florida											
M9 South Carolina											

Moats' Overall Statistics at Vanderbilt

Year	GP	GS	Min	Avg	FG	FGA	Pct	3FG	3FGA	Pct	FT	FTA	Pct	Off	Def	Tot	Avg	PF	FO	Ast	TO	Blk	Stl	Pts	Avg
2011-12	16	0	65	4.1	3	13	.231	2	11	.182	0	1	.000	3	12	15	0.9	8	0	5	6	3	1	8	0.5
2012-13	21	8	381	18.1	26	66	.394	8	27	.296	9	24	.375	27	36	63	3.0	49	2	20	15	1	9	69	3.3
TOTAL	37	8	446	12.1	29	79	.367	10	38	.263	9	25	.360	30	48	78	2.1	57	2	25	21	4	10	77	2.1

Moats' SEC Statistics at Vanderbilt

Year	GP	GS	Min	Avg	FG	FGA	Pct	3FG	3FGA	Pct	FT	FTA	Pct	Off	Def	Tot	Avg	PF	FO	Ast	TO	Blk	Stl	Pts	Avg
2011-12	7	0	16	2.3	0	2	.000	0	2	.000	0	0	.000	0	4	4	0.6	1	0	0	1	3	0	0	0.0
2012-13	9	4	150	16.7	12	22	.545	2	4	.500	1	6	.167	11	14	25	2.8	16	0	6	5	0	3	27	3.0
TOTAL	16	4	166	10.4	12	24	.500	2	6	.333	1	6	.167	11	18	29	1.8	17	0	6	6	3	3	27	1.7



ROD ODOM

O

Junior, Forward
6'9" 220 lbs.
Central Islip, N.Y.
Middlesex School (Mass.)

SEASON HIGHS

Points: 20, at LSU (2/6/13)
FG Made: 6, 2x, last at Missouri (1/26/13)
FG Atts: 16, vs. Kentucky (1/10/13)
3FG Made: 4, vs. Alabama A&M (12/15/12)
3FG Atts: 9, vs. Kentucky (1/10/13)
FT Made: 7, at LSU (2/6/13)
FT Atts: 9, at LSU (2/6/13)
Rebounds: 7, 3x, last vs. Cornell (12/17/12)
Assists: 2, 4x, last at Missouri (1/26/13)
Turnovers: 4, 3x, last vs. Kentucky (1/10/13)
Blocks: 2, 3x, last vs. Arkansas (2/9/13)
Steals: 2, 2x, last vs. Alabama A&M (12/15/12)
Minutes: 36, vs. Kentucky (1/10/13)

CAREER HIGHS

Points: 20, at LSU (2/6/13)
FG Made: 6, 2x, last at Missouri (1/26/13)
FG Atts: 16, vs. Kentucky (1/10/13)
3FG Made: 4, vs. Alabama A&M (12/15/12)
3FG Atts: 9, vs. Kentucky (1/10/13)
FT Made: 7, at LSU (2/6/13)
FT Atts: 9, at LSU (2/6/13)
Rebounds: 8, vs. Oregon (11/11/11)
Assists: 2, 9x, last at Missouri (1/26/13)
Turnovers: 5 vs. Belmont (12/4/10)
Blocks: 2, 4x, last vs. Arkansas (2/9/13)
Steals: 4, at Missouri (12/8/10)
Minutes: 36, vs. Kentucky (1/10/13)

MISCELLANEOUS

	2012-13	Career
Double-Digit Scoring	9	15
3+ 3-Pt FG's	5	9
Starts	22	32

ODOM NOTEBOOK

- ⊛ Played in all 93 games in his Commodores career and started in 22 of 23 games this year, will be called upon for leadership on and off the court this season.
- ⊛ Scored in double figures in nine games this season, including career-high 20-point performance at LSU (2/6), and a 15-point performance against Arkansas (2/9).
- ⊛ Averaged 2.4 points and 2.0 rebounds per game in 2011-12.
- ⊛ Was team's second-leading scorer in exhibition season, averaging 14.5 points per game...scored seven points and had seven rebounds in season opener vs. Nicholls State.
- ⊛ Recorded a career-high of eight rebounds vs. Oregon in 2011 (11/11/11). His previous best was seven vs. Kentucky on February 12, 2011.
- ⊛ Scored five points and had six rebounds in 27 minutes against Harvard in NCAA Tournament (3/15/12).
- ⊛ Tallied six rebounds vs. LSU, his best in SEC play this season.
- ⊛ Scored in double-figures vs. Bucknell with 10 points (11/15/11)
- ⊛ Made first start of his career vs. Monmouth (11/25/11).
- ⊛ Power forward who played in all 34 games as a true freshman...Started eight games.
- ⊛ Averaged 3.9 points and 2.6 rebounds per game as a freshman.
- ⊛ Scored in double-figures in five games in 2010-11, and tallied a career-high 12 points against Arkansas (1/29/11).
- ⊛ Scored 10 points and had five rebounds off of the bench vs. Florida (3/5/11).
- ⊛ Tallied 11 points at Georgia (2/16/11), grabbed 5 rebounds, and was 3-of-5 from beyond the arc.
- ⊛ Scored five points in collegiate debut vs. Presbyterian in 2010; made his first three-point basket on Brad Tinsley's 10th assist, which capped off the school's first ever triple-double.
- ⊛ Chose the Commodores over Harvard, West Virginia, Arizona, UConn, Louisville, Boston College, Michigan, and Oklahoma State.

ODOM GAME-BY-GAME (JUNIOR)

Opponent	M	FG-A	3P-A	FT-A	Reb	PF	A	T	B	S	PTS
N10 Nicholls State	33	3-5	1-3	0-0	7	1	1	3	1	1	7
N16 @Oregon	24	3-13	1-6	2-2	3	4	1	4	0	1	9
N22 Davidson	31	1-7	0-5	4-6	4	0	1	1	1	0	6
N23 Marist	30	2-10	0-1	1-2	4	3	0	1	1	1	5
N25 UTEP	33	5-11	2-6	4-6	7	1	0	1	1	2	16
D1 Villanova	31	5-13	2-6	2-2	2	4	1	0	0	0	14
D6 @Xavier	31	2-5	2-4	1-4	2	5	0	4	0	0	7
D15 Alabama A&M	30	6-11	4-6	1-3	2	1	2	1	1	2	17
D17 Cornell	34	4-12	3-8	2-4	7	1	2	1	0	0	13
D21 vs. MTSU	19	2-4	0-1	1-1	2	4	0	2	0	1	5
D29 Butler	31	1-9	1-3	1-2	5	3	0	1	2	0	4
J2 William & Mary	33	4-7	1-4	3-3	5	0	2	2	2	1	12
J10 Kentucky	36	3-16	2-9	4-7	4	3	0	4	0	0	12
J12 @Arkansas	24	2-6	1-3	0-0	4	1	0	2	0	1	5
J15 Ole Miss	25	3-6	3-6	0-2	4	5	1	0	1	0	9
J19 @South Carolina	30	2-3	1-2	3-4	4	3	1	1	0	0	8
J23 Auburn	29	1-8	0-3	6-6	6	0	0	2	0	0	8
J26 @Missouri	32	6-12	3-5	2-2	3	1	2	2	1	1	17
J29 @Tennessee	32	1-3	0-2	0-0	1	1	1	2	1	0	2
F2 Alabama	31	3-5	1-2	1-2	6	0	0	0	0	0	8
F6 @LSU	30	5-11	3-5	7-9	5	3	1	2	1	1	20
F9 Arkansas	31	4-8	2-4	5-6	3	3	2	1	2	0	15
F13 Tennessee	37	2-10	0-4	2-2	5	2	0	0	0	0	6
F16 Texas A&M											
F20 @Kentucky											
F23 @Mississippi St.											
F27 Georgia											
M2 @Auburn											
M6 @Florida											
M9 South Carolina											

Odom's Overall Statistics at Vanderbilt

Year	GP	GS	Min	Avg	FG	FGA	Pct	3FG	3FGA	Pct	FT	FTA	Pct	Off	Def	Tot	Avg	PF	FO	Ast	TO	Blk	Stl	Pts	Avg
2010-11	34	8	533	15.7	47	115	.409	28	75	.373	10	16	.625	35	53	88	2.6	71	1	12	38	4	15	132	3.9
2011-12	36	2	517	14.4	30	77	.390	15	40	.375	12	22	.545	25	48	73	2.0	70	0	19	20	8	7	87	2.4
2012-13	23	22	697	30.3	70	195	.359	33	98	.337	52	75	.693	37	58	95	4.1	49	2	18	37	15	12	225	9.8
TOTAL	93	32	1747	18.8	147	387	.380	76	213	.357	74	113	.655	97	159	256	2.8	190	3	49	95	27	34	444	4.8

Odom's SEC Statistics at Vanderbilt

Year	GP	GS	Min	Avg	FG	FGA	Pct.	3pt	3ptA	Pct	FT	FTA	Pct	Off	Def	Tot	Avg	PF	FO	Ast	TO	Blk	Stl	Pts	Avg
2010-11	16	4	268	16.8	24	51	.471	13	32	.406	4	6	.667	15	25	40	2.5	37	1	6	20	0	6	65	4.1
2011-12	16	0	205	12.8	9	25	.360	6	15	.400	8	13	.615	6	21	27	1.7	24	0	13	7	3	2	32	2.0
2012-13	11	10	337	30.6	32	88	.364	16	45	.356	30	40	.750	21	24	45	4.1	22	1	8	16	6	3	110	10.0
TOTAL	43	14	810	18.8	65	164	.396	35	92	.380	42	59	.712	42	70	112	2.6	83	2	27	43	9	11	207	4.8



DAI-JON PARKER

24 Freshman, Guard
6'3" 190 lbs.
Baton Rouge, La.
Milton HS (Ga.)

SEASON HIGHS

Points: 16, vs. Ole Miss (1/15/13)
FG Made: 5, vs. Ole Miss (1/15/13)
FG Atts: 9, vs. Ole Miss (1/15/13)
3FG Made: 2, 4x, last at LSU (2/6/13)
3FG Atts: 5, 2x, last at Missouri (1/26/13)
FT Made: 6, at South Carolina (1/19/13)
FT Atts: 7, 2x, last at South Carolina (1/19/13)
Rebounds: 9, at LSU (2/6/13)
Assists: 4, 3x, last at LSU (2/6/13)
Turnovers: 5, at South Carolina (1/19/13)
Blocks: 3, vs. William & Mary (1/2/13)
Steals: 2, 2x, last vs. William & Mary (1/2/13)
Minutes: 38, vs. Ole Miss (1/15/13)

CAREER HIGHS

Points: 16, vs. Ole Miss (1/15/13)
FG Made: 5, vs. Ole Miss (1/15/13)
FG Atts: 10, vs. Bucknell (11/15/11)
3FG Made: 2, 6x, last at LSU (2/6/13)
3FG Atts: 7, vs. Bucknell (11/15/11)
FT Made: 6, at South Carolina (1/19/13)
FT Atts: 7, 2x, last at South Carolina (1/19/13)
Rebounds: 9, at LSU (2/6/13)
Assists: 4, 3x, last at LSU (2/6/13)
Turnovers: 5, at South Carolina (1/19/13)
Blocks: 3, vs. William & Mary (1/2/13)
Steals: 2, 4x, last vs. William & Mary (1/2/13)
Minutes: 38, vs. Ole Miss (1/15/13)

PARKER NOTEBOOK

- ⊛ Made first collegiate start against Ole Miss (1/15) and had career bests in points (16), then-best rebounds (6), assists (4), and minutes (38)...started last eight games.
- ⊛ Scored 11 points and had career-high nine rebounds at LSU (2/6)...also tied career high in assists (four).
- ⊛ Scored 11 points at South Carolina in second start.
- ⊛ Returned from an eight-game suspension against Cornell (12/17), and played a then career-high 28 minutes.
- ⊛ Scored eight points vs. UK (1/10/13).
- ⊛ Played nine minutes in collegiate debut vs. Oregon (11/11/11).
- ⊛ Played in all 36 games as a true freshman, and averaged 1.7 points and 1.0 rebounds per game.
- ⊛ Tied a career high with two made threes against Auburn (1/7/12).
- ⊛ Had career high four free throws made and five rebounds vs. Georgia (1/14/12).
- ⊛ Scored career-high 10 points vs. Monmouth (11/25/11), his first double-digit scoring game.
- ⊛ Athletic shooting guard whose Milton High School team in Alpharetta, Ga., had three other Division I players in the starting five.
- ⊛ Standout three-sport athlete in high school.
- ⊛ Averaged 14 points, six rebounds, five assists, two blocks and two steals in his senior season at Milton.
- ⊛ His 2010 Milton team captured the Class 5A state championship, and the 2011 team won the regional championship.
- ⊛ Milton teammates Shannon Scott (Ohio State), Julian Royal (Georgia Tech), and Jordan Loyd (Furman) all signed to play Division I basketball.
- ⊛ Advice to youngsters: "Get the grades, basketball isn't going anywhere."

PARKER GAME-BY-GAME (SOPHOMORE)

Opponent	M	FG-A	3P-A	FT-A	Reb	PF	A	T	B	S	PTS
N10 Nicholls State	DNP										
N16 @Oregon	DNP										
N22 Davidson	DNP										
N23 Marist	DNP										
N25 UTEP	DNP										
D1 Villanova	DNP										
D6 @Xavier	DNP										
D15 Alabama A&M	DNP										
D17 Cornell	28	1-3	0-2	0-0	3	2	1	1	0	0	2
D21 vs. MTSU	22	0-2	0-1	0-0	2	1	1	0	0	2	0
D29 Butler	21	2-5	1-2	0-0	3	1	0	1	0	0	5
J2 William & Mary	27	1-5	1-3	1-2	3	0	2	2	3	2	4
J10 Kentucky	23	3-8	2-5	0-0	4	3	1	1	0	1	8
J12 @Arkansas	18	0-3	0-3	0-0	1	0	2	4	0	0	0
J15 Ole Miss	38	5-9	2-3	4-7	6	2	4	2	0	1	16
J19 @South Carolina	31	2-7	1-2	6-7	5	3	3	5	0	0	11
J23 Auburn	21	1-3	0-1	4-5	2	4	4	1	0	0	6
J26 @Missouri	28	3-7	2-5	0-2	2	1	3	1	0	1	8
J29 @Tennessee	22	3-5	0-0	1-2	1	3	2	2	0	1	7
F2 Alabama	23	0-2	0-0	0-0	0	3	3	2	0	0	0
F6 @LSU	37	3-8	2-4	3-4	9	1	4	1	1	0	11
F9 Arkansas	32	1-5	0-4	1-4	6	3	2	2	0	1	3
F13 Tennessee	26	3-4	1-1	0-0	1	2	3	2	0	1	7
F16 Texas A&M											
F20 @Kentucky											
F23 @Mississippi St.											
F27 Georgia											
M2 @Auburn											
M6 @Florida											

Parker's Overall Statistics at Vanderbilt

Year	GP	GS	Min	Avg	FG	FGA	Pct	3FG	3FGA	Pct	FT	FTA	Pct	Off	Def	Tot	Avg	PF	FO	Ast	TO	Blk	Stl	Pts	Avg
2011-12	36	0	398	11.1	22	71	.310	11	44	.250	6	9	.667	5	30	35	1.0	28	0	25	17	6	9	61	1.7
2012-13	15	9	397	26.5	28	76	.368	12	36	.333	20	33	.606	8	39	47	3.1	29	0	35	26	4	10	88	5.9
TOTAL	51	9	795	15.6	50	147	.340	23	80	.288	26	42	.619	13	69	82	1.6	57	0	60	43	10	19	149	2.9

Parker's SEC Statistics at Vanderbilt

Year	GP	GS	Min	Avg	FG	FGA	Pct	3FG	3FGA	Pct	FT	FTA	Pct	Off	Def	Tot	Avg	PF	FO	Ast	TO	Blk	Stl	Pts	Avg
2011-12	16	0	171	10.7	10	23	.435	6	16	.375	4	5	.800	1	18	19	1.2	16	0	9	8	0	2	30	1.9
2012-13	11	9	299	27.2	24	61	.393	10	28	.357	19	31	.613	6	31	37	3.4	25	0	31	23	1	6	77	7.0
TOTAL	27	9	470	17.4	34	84	.405	16	44	.364	23	36	.639	7	49	56	2.1	41	0	40	31	1	8	107	4.0



JAMES SIAKAM

35

RS Freshman, Forward
6'7" 210 lbs.
Douala, Cameroon
Brehm Prep (Ill.)

SEASON HIGHS

Points: 8, vs. Marist (11/23/12)
FG Made: 3, 2x, last at Missouri (1/26/13)
FG Atts: 5, vs. Marist (11/23/12)
3FG Made:
3FG Atts:
FT Made: 2, 5x, last at Tennessee (1/29/13)
FT Atts: 6, at Arkansas (1/12/13)
Rebounds: 8, vs. Marist (11/23/12)
Assists: 1, 6x, last vs. Arkansas (2/9/13)
Turnovers: 3, vs. Marist (11/23/12)
Blocks: 2, vs. MTSU (12/21/12)
Steals: 2, vs. Marist (11/23/12)
Minutes: 20, vs. MTSU (12/21/12)

CAREER HIGHS

Points: 8, vs. Marist (11/23/12)
FG Made: 3, 2x, last at Missouri (1/26/13)
FG Atts: 5, vs. Marist (11/23/12)
3FG Made:
3FG Atts:
FT Made: 2, 5x, last at Tennessee (1/29/13)
FT Atts: 6, at Arkansas (1/12/13)
Rebounds: 8, vs. Marist (11/23/12)
Assists: 1, 6x, last vs. Arkansas (2/9/13)
Turnovers: 3, vs. Marist (11/23/12)
Blocks: 2, vs. MTSU (12/21/12)
Steals: 2, vs. Marist (11/23/12)
Minutes: 20, vs. MTSU (12/21/12)

SIKAM NOTEBOOK

- ⊛ Played in 20 games this season.
- ⊛ Played 19 minutes at Arkansas (1/12), scored four points and had seven rebounds vs. Razorbacks.
- ⊛ Played 16 minutes at Missouri (1/26), tallied seven points in 16 minutes.
- ⊛ Scored career high eight points and grabbed career high eight rebounds vs. Marist (11/23).
- ⊛ Was a dominant force around the basket vs. St. Xavier in an exhibition game, posting a 22-point, 17-rebound effort - both would have been career highs. He had 11 offensive rebounds, and had a double-double before the first half was complete. Averaged 11 points and 12 rebounds in the two exhibition contests.
- ⊛ Played in 13 games in 2011-12, and averaged 0.5 points and 0.2 rebounds per game.
- ⊛ Appeared in first game of his college career against Cleveland St. (11/13/11); scored first point of career against Bucknell (11/15/11).
- ⊛ Tallied his first collegiate field goal against LSU (2/9/12).
- ⊛ Redshirted in 2010-11.
- ⊛ Averaged 18 points, 10 rebounds, and five blocks per game for his Brehm (Ill.) Prep team.
- ⊛ Chose the Commodores over Southern Illinois, Marquette, Illinois, Florida, Virginia, and UCLA.
- ⊛ Advice to youngsters: "Work hard for whatever you want because nothing is free. Stay humble, and above all, put God first in any of your endeavors."

SIKAM GAME-BY-GAME (RS-SOPHOMORE)

Opponent	M	FG-A	3P-A	FT-A	Reb	PF	A	T	B	S	PTS
N10 Nicholls State	9	1-1	0-0	2-2	1	4	1	0	0	0	4
N16 @Oregon	13	0-1	0-0	0-0	0	0	0	0	0	0	0
N22 Davidson	11	2-2	0-0	0-0	0	1	0	1	0	0	4
N23 Marist	19	3-5	0-0	2-4	8	2	0	3	1	2	8
N25 UTEP	11	0-2	0-0	2-2	4	3	0	1	0	1	2
D1 Villanova	11	0-0	0-0	0-0	1	1	0	0	0	0	0
D6 @Xavier	14	0-0	0-0	1-2	2	3	0	1	0	0	1
D15 Alabama A&M	9	1-1	0-0	1-2	2	2	1	0	0	0	3
D17 Cornell	6	0-0	0-0	0-0	2	0	1	1	1	1	0
D21 vs. MTSU	20	0-0	0-0	0-0	1	3	1	1	2	0	0
D29 Butler	9	0-2	0-0	0-0	2	0	0	2	0	0	0
J2 William & Mary	2	0-0	0-0	0-0	1	0	0	0	0	0	0
J10 Kentucky	DNP										
J12 @Arkansas	19	1-4	0-0	2-6	7	4	0	2	0	1	4
J15 Ole Miss	1	0-0	0-0	0-0	0	0	0	0	0	0	0
J19 @South Carolina	DNP										
J23 Auburn	DNP										
J26 @Missouri	16	3-6	0-0	1-3	4	3	1	1	1	1	7
J29 @Tennessee	13	1-2	0-0	2-2	2	1	0	1	0	0	4
F2 Alabama	8	2-2	0-0	0-0	0	1	0	1	0	0	4
F6 @LSU	9	1-2	0-0	0-1	1	0	0	0	0	0	2
F9 Arkansas	3	0-0	0-0	0-0	1	1	1	0	0	1	0
F13 Tennessee	3	0-0	0-0	0-0	0	0	0	1	0	0	0
F16 Texas A&M											
F20 @Kentucky											
F23 @Mississippi St.											
F27 Georgia											
M2 @Auburn											
M6 @Florida											
M9 South Carolina											

Siakam's Overall Statistics at Vanderbilt

Year	GP	GS	Min	Avg	FG	FGA	Pct	3FG	3FGA	Pct	FT	FTA	Pct	Off	Def	Tot	Avg	PF	FO	Ast	TO	Blk	Stl	Pts	Avg
2011-12	13	0	25	1.9	2	5	.400	0	0	.000	2	4	.500	1	1	2	0.2	3	0	0	1	1	0	6	0.5
2012-13	20	1	206	10.3	15	30	.500	0	0	.000	13	26	.500	21	18	39	2.0	29	0	6	16	5	7	43	2.2
TOTAL	33	1	231	7.0	17	35	.486	0	0	.000	15	30	.500	22	19	41	1.2	32	0	6	17	6	7	49	1.5

Siakam's SEC Statistics at Vanderbilt

Year	GP	GS	Min	Avg	FG	FGA	Pct	3FG	3FGA	Pct	FT	FTA	Pct	Off	Def	Tot	Avg	PF	FO	Ast	TO	Blk	Stl	Pts	Avg
2011-12	6	0	9	1.5	2	2	1.000	0	0	.000	0	0	.000	1	1	2	0.3	3	0	0	0	0	0	4	0.7
2012-13	8	1	72	9.0	8	16	.500	0	0	.000	5	12	.417	7	8	15	1.9	10	0	2	6	1	3	21	2.6
TOTAL	14	1	81	5.8	10	18	.556	0	0	.000	5	12	.417	8	9	17	1.2	13	0	2	6	1	3	25	1.8



NATHAN WATKINS

10 Freshman, Guard
6'5" 190 lbs.
Brentwood, Tenn.
Ensworth School

SEASON HIGHS

Points:
FG Made:
FG Atts:
3FG Made:
3FG Atts:
FT Made:
FT Atts:
Rebounds: 1, vs. Alabama A&M (12/15/12)
Assists:
Turnovers: 2, vs. Alabama A&M (12/15/12)
Blocks:
Steals:
Minutes: 1, 2x, last vs. Alabama A&M (12/15/12)

CAREER HIGHS

Points:
FG Made:
FG Atts:
3FG Made:
3FG Atts:
FT Made:
FT Atts:
Rebounds: 1, vs. Alabama A&M (12/15/12)
Assists:
Turnovers: 2, vs. Alabama A&M (12/15/12)
Blocks:
Steals:
Minutes: 1, 2x, last vs. Alabama A&M (12/15/12)

MISCELLANEOUS

WATKINS NOTEBOOK

- ☛ Walk-on guard from Brentwood, Tenn., who played at Ensworth School in Nashville.
- ☛ Averaged 13 points and five rebounds in his senior season at Ensworth, where he was team captain.
- ☛ In his junior and senior years, he was a part of two state and regional championship teams, and his Ensworth squad claimed the 2012 Naples Daily News Tournament Championship.
- ☛ Individually, he was named to the TSSAA State All-Tournament team and the Tennessee Prep Hoops All-Region team in his senior season, while also being named a finalist for the Moss-Oliver Award, an award the Nashville City Civitan Club presents annually to a girl and boy basketball player from a Nashville high school who excels in athletics, academics, school activities and community involvement.
- ☛ Undecided on major at Vanderbilt.
- ☛ Advice to youngsters: "Never be satisfied with where you're at."

WATKINS GAME-BY-GAME (FRESHMAN)

Opponent	M	FG-A	3P-A	FT-A	Reb	PF	A	T	B	S	PTS
N10 Nicholls State	DNP										
N16 @Oregon	DNP										
N22 Davidson	DNP										
N23 Marist	DNP										
N25 UTEP	1	0-0	0-0	0-0	0	0	0	0	0	0	0
D1 Villanova	DNP										
D6 @Xavier	DNP										
D15 Alabama A&M	1	0-0	0-0	0-0	1	0	0	2	0	0	0
D17 Cornell	DNP										
D21 vs. MTSU	DNP										
D29 Butler	DNP										
J2 William & Mary	DNP										
J10 Kentucky	DNP										
J12 @Arkansas	DNP										
J15 Ole Miss	DNP										
J19 @South Carolina	DNP										
J23 Auburn	DNP										
J26 @Missouri	DNP										
J29 @Tennessee	DNP										
F2 Alabama	DNP										
F6 @LSU	DNP										
F9 Arkansas	DNP										
F13 Tennessee	DNP										
F16 Texas A&M											
F20 @Kentucky											
F23 @Mississippi St.											
F27 Georgia											
M2 @Auburn											
M6 @Florida											
M9 South Carolina											

Watkins' Overall Statistics at Vanderbilt

Year	GP	GS	Min	Avg	FG	FGA	Pct	3FG	3FGA	Pct	FT	FTA	Pct	Off	Def	Tot	Avg	PF	FO	Ast	TO	Blk	Stl	Pts	Avg
2012-13	2	0	2	1.0	0	0	.000	0	0	.000	0	0	.000	0	1	1	0.5	0	0	0	2	0	0	0	0.0
TOTAL	2	0	2	1.0	0	0	.000	0	0	.000	0	0	.000	0	1	1	0.5	0	0	0	2	0	0	0	0.0

Watkins' SEC Statistics at Vanderbilt

Year	GP	GS	Min	Avg	FG	FGA	Pct	3FG	3FGA	Pct	FT	FTA	Pct	Off	Def	Tot	Avg	PF	FO	Ast	TO	Blk	Stl	Pts	Avg
2012-13																									



2012-13 Vanderbilt Basketball
Vanderbilt Combined Team Statistics (as of Feb 14, 2013)
All games



RECORD:	OVERALL	HOME	AWAY	NEUTRAL
ALL GAMES	9-14	6-6	2-6	1-2
CONFERENCE	3-8	2-4	1-4	0-0
NON-CONFERENCE	6-6	4-2	1-2	1-2

#	Player	gp-gs	min	avg	Total		3-Point		F-Throw		Rebounds			pf	dq	a	to	blk	stl	pts	avg	
					fg-fga	fg%	3fg-fga	3fg%	ft-fa	ft%	off	def	tot									
02	JOHNSON, Kedren	23-23	742	32.3	113-266	.425	43-121	.355	55-81	.679	10	82	92	4.0	48	0	77	75	13	29	324	14.1
00	ODOM, Rod	23-22	697	30.3	70-195	.359	33-98	.337	52-75	.693	37	58	95	4.1	49	2	18	37	15	12	225	9.8
11	FULLER, Kyle	23-14	657	28.6	75-192	.391	23-79	.291	46-68	.676	4	56	60	2.6	28	0	43	38	2	17	219	9.5
15	BRIGHT, Kevin	23-19	677	29.4	50-125	.400	34-80	.425	16-26	.615	26	105	131	5.7	34	0	30	36	9	12	150	6.5
24	PARKER, Dai-Jon	15-9	397	26.5	28-76	.368	12-36	.333	20-33	.606	8	39	47	3.1	29	0	35	26	4	10	88	5.9
21	JETER, Sheldon	23-7	398	17.3	47-95	.495	18-41	.439	16-29	.552	18	62	80	3.5	41	0	10	17	15	15	128	5.6
40	HENDERSON, Josh	23-12	456	19.8	46-99	.465	0-0	.000	14-35	.400	28	41	69	3.0	50	1	21	39	17	16	106	4.6
34	MOATS, Shelby	21-8	381	18.1	26-66	.394	8-27	.296	9-24	.375	27	36	63	3.0	49	2	20	15	1	9	69	3.3
35	SIKAM, James	20-1	206	10.3	15-30	.500	0-0	.000	13-26	.500	21	18	39	2.0	29	0	6	16	5	7	43	2.2
20	ASTROTH, A.J.	5-0	31	6.2	2-7	.286	0-3	.000	0-0	.000	1	4	5	1.0	2	0	3	2	0	1	4	0.8
14	JOSEPHS, Carter	3-0	3	1.0	0-0	.000	0-0	.000	0-0	.000	0	0	0	0.0	0	0	0	0	0	0	0	0.0
05	GENDELMAN, Alex	2-0	2	1.0	0-1	.000	0-1	.000	0-0	.000	0	0	0	0.0	0	0	0	0	0	0	0	0.0
10	WATKINS, Nathan	2-0	2	1.0	0-0	.000	0-0	.000	0-0	.000	0	1	1	0.5	0	0	0	2	0	0	0	0.0
33	KEHRIS, Andris	1-0	1	1.0	0-0	.000	0-0	.000	0-0	.000	0	1	1	1.0	1	0	0	0	0	0	0	0.0
Team											33	27	60		3		8					
Total.....		23	4650		472-1152	.410	171-486	.352	241-397	.607	213	530	743	32.3	363	5	263	311	81	128	1356	59.0
Opponents.....		23	4650		492-1200	.410	136-424	.321	272-381	.714	234	547	781	34.0	382	-	247	289	77	147	1392	60.5

TEAM STATISTICS	VU	OPP	Date	Opponent	Score	Att.
SCORING	1356	1392	11/10/12	NICHOLLS STATE	w 80-65	7655
Points per game	59.0	60.5	11/16/12	at Oregon	L 48-74	9137
Scoring margin	-1.6	-	+ 11/22/12	vs Davidson	L 62-75	3423
FIELD GOALS-ATT	472-1152	492-1200	+ 11/23/12	vs MARIST	L 33-50	2927
Field goal pct	.410	.410	+ 11/25/12	vs UTEP	w 73-49	1080
3 POINT FG-ATT	171-486	136-424	12/01/12	VILLANOVA	L 52-62	9365
3-point FG pct	.352	.321	12/06/12	at Xavier	Wot 66-64	10011
3-pt FG made per game	7.4	5.9	12/15/12	ALABAMA A&M	w 71-46	9880
FREE THROWS-ATT	241-397	272-381	12/17/12	CORNELL	w 66-55	9716
Free throw pct	.607	.714	12/21/12	at Middle Tennessee	L 52-56	8307
F-Throws made per game	10.5	11.8	12/29/12	BUTLER	L 49-68	11990
REBOUNDS	743	781	01/02/13	WILLIAM & MARY	w 64-50	9965
Rebounds per game	32.3	34.0	* 01/10/13	KENTUCKY	L 58-60	14316
Rebounding margin	-1.7	-	* 01/12/13	at Arkansas	L 33-56	14315
ASSISTS	263	247	* 01/15/13	OLE MISS	Lot 79-89	8851
Assists per game	11.4	10.7	* 01/19/13	at South Carolina	w 58-51	11175
TURNOVERS	311	289	* 01/23/13	AUBURN	w 73-61	9961
Turnovers per game	13.5	12.6	* 01/26/13	at Missouri	L 59-81	15061
Turnover margin	-1.0	-	* 01/29/13	at Tennessee	L 57-58	16391
Assist/turnover ratio	0.8	0.9	* 02/02/13	ALABAMA	L 54-58	12345
STEALS	128	147	* 02/06/13	at LSU	L 56-57	7075
Steals per game	5.6	6.4	* 02/09/13	ARKANSAS	w 67-49	10886
BLOCKS	81	77	* 02/13/13	TENNESSEE	L 46-58	12868
Blocks per game	3.5	3.3				
ATTENDANCE	127798	98902				
Home games-Avg/Game	12-10650	8-11434				
Neutral site-Avg/Game	-	3-2477				

+ = 2012 Old Spice Classic, Orlando, Fla., HP Fieldhouse
* = Conference game

Score by Periods	1st	2nd	OT	Totals
Vanderbilt	608	735	13	1356
Opponents	663	708	21	1392



2012-13 Vanderbilt Basketball
Vanderbilt Combined Team Statistics (as of Feb 14, 2013)
Conference games



RECORD:	OVERALL	HOME	AWAY	NEUTRAL
ALL GAMES	3-8	2-4	1-4	0-0
CONFERENCE	3-8	2-4	1-4	0-0
NON-CONFERENCE	0-0	0-0	0-0	0-0

#	Player	gp-gs	min	avg	Total		3-Point		F-Throw		Rebounds			pf	dq	a	to	blk	stl	pts	avg	
					fg-fga	fg%	3fg-fga	3fg%	ft-fa	ft%	off	def	tot									
02	JOHNSON, Kedren	11-11	340	30.9	41-113	.363	16-52	.308	27-34	.794	4	41	45	4.1	21	0	45	37	7	10	125	11.4
00	ODOM, Rod	11-10	337	30.6	32-88	.364	16-45	.356	30-40	.750	21	24	45	4.1	22	1	8	16	6	3	110	10.0
21	JETER, Sheldon	11-7	232	21.1	28-58	.483	10-25	.400	15-25	.600	11	39	50	4.5	21	0	6	8	9	7	81	7.4
24	PARKER, Dai-Jon	11-9	299	27.2	24-61	.393	10-28	.357	19-31	.613	6	31	37	3.4	25	0	31	23	1	6	77	7.0
11	FULLER, Kyle	11-2	251	22.8	25-71	.352	11-32	.344	15-21	.714	2	23	25	2.3	10	0	12	15	0	5	76	6.9
15	BRIGHT, Kevin	11-7	320	29.1	23-65	.354	17-47	.362	8-11	.727	14	40	54	4.9	17	0	14	15	6	7	71	6.5
40	HENDERSON, Josh	11-4	204	18.5	23-47	.489	0-0	.000	4-15	.267	9	22	31	2.8	22	1	6	23	9	6	50	4.5
34	MOATS, Shelby	9-4	150	16.7	12-22	.545	2-4	.500	1-6	.167	11	14	25	2.8	16	0	6	5	0	3	27	3.0
35	SIAKAM, James	8-1	72	9.0	8-16	.500	0-0	.000	5-12	.417	7	8	15	1.9	10	0	2	6	1	3	21	2.6
20	ASTROTH, A.J.	2-0	20	10.0	1-4	.250	0-2	.000	0-0	.000	1	3	4	2.0	2	0	2	2	0	1	2	1.0
Team											17	16	33		1		6					
Total.....		11	2225		217-545	.398	82-235	.349	124-195	.636	103	261	364	33.1	167	2	132	156	39	51	640	58.2
Opponents.....		11	2225		240-588	.408	65-198	.328	133-183	.727	112	262	374	34.0	182	-	114	129	48	83	678	61.6

TEAM STATISTICS	VU	OPP	Date	Opponent	Score	Att.
SCORING	640	678	* 01/10/13	KENTUCKY	L 58-60	14316
Points per game	58.2	61.6	* 01/12/13	at Arkansas	L 33-56	14315
Scoring margin	-3.5	-	* 01/15/13	OLE MISS	Lot 79-89	8851
FIELD GOALS-ATT	217-545	240-588	* 01/19/13	at South Carolina	w 58-51	11175
Field goal pct	.398	.408	* 01/23/13	AUBURN	w 73-61	9961
3 POINT FG-ATT	82-235	65-198	* 01/26/13	at Missouri	L 59-81	15061
3-point FG pct	.349	.328	* 01/29/13	at Tennessee	L 57-58	16391
3-pt FG made per game	7.5	5.9	* 02/02/13	ALABAMA	L 54-58	12345
FREE THROWS-ATT	124-195	133-183	* 02/06/13	at LSU	L 56-57	7075
Free throw pct	.636	.727	* 02/09/13	ARKANSAS	w 67-49	10886
F-Throws made per game	11.3	12.1	* 02/13/13	TENNESSEE	L 46-58	12868
REBOUNDS	364	374				
Rebounds per game	33.1	34.0				
Rebounding margin	-0.9	-				
ASSISTS	132	114				
Assists per game	12.0	10.4				
TURNOVERS	156	129				
Turnovers per game	14.2	11.7				
Turnover margin	-2.5	-				
Assist/turnover ratio	0.8	0.9				
STEALS	51	83				
Steals per game	4.6	7.5				
BLOCKS	39	48				
Blocks per game	3.5	4.4				
ATTENDANCE	69227	64017				
Home games-Avg/Game	6-11538	5-12803				
Neutral site-Avg/Game	-	0-0				

+ = 2012 Old Spice Classic, Orlando, Fla., HP Fieldhouse
 * = Conference game

Score by Periods	1st	2nd	OT	Totals
Vanderbilt	289	350	1	640
Opponents	336	331	11	678



2012-13 Vanderbilt Basketball
 Vanderbilt Team Game-by-Game (as of Feb 14, 2013)
 All games



TEAM STATISTICS

Opponent	Date	Score		Total		3-Pointers		Free throws		Rebounds				pf	a	t/o	blk	stl	pts	avg
				fg-fga	pct	3fg-fga	pct	ft-fa	pct	off	def	tot	avg							
NICHOLLS STATE	11/10/12	80-65	W	28-57	.491	12-26	.462	12-18	.667	8	27	35	35.0	14	17	10	2	4	80	80.0
at Oregon	11/16/12	48-74	L	16-47	.340	4-21	.190	12-20	.600	8	21	29	32.0	19	9	18	0	4	48	64.0
vs Davidson	11/22/12	62-75	L	25-56	.446	6-18	.333	6-8	.750	9	20	29	31.0	15	6	12	3	1	62	63.3
vs MARIST	11/23/12	33-50	L	14-61	.230	2-20	.100	3-6	.500	16	27	43	34.0	15	4	13	3	9	33	55.8
vs UTEP	11/25/12	73-49	W	25-49	.510	9-19	.474	14-19	.737	7	18	25	32.2	18	10	12	1	15	73	59.2
VILLANOVA	12/01/12	52-62	L	17-46	.370	9-26	.346	9-14	.643	4	24	28	31.5	18	12	13	2	5	52	58.0
at Xavier	12/06/12	66-64	Wot	22-49	.449	9-27	.333	13-25	.520	11	20	31	31.4	19	11	13	5	8	66	59.1
ALABAMA A&M	12/15/12	71-46	W	26-51	.510	10-21	.476	9-19	.474	14	23	37	32.1	17	17	10	3	7	71	60.6
CORNELL	12/17/12	66-55	W	23-45	.511	10-20	.500	10-19	.526	5	32	37	32.7	16	16	15	8	4	66	61.2
at Middle Tennessee	12/21/12	52-56	L	18-42	.429	3-12	.250	13-19	.684	7	18	25	31.9	17	8	18	2	10	52	60.3
BUTLER	12/29/12	49-68	L	17-51	.333	7-17	.412	8-19	.421	9	18	27	31.5	16	7	9	3	3	49	59.3
WILLIAM & MARY	01/02/13	64-50	W	24-53	.453	8-24	.333	8-16	.500	12	21	33	31.6	12	14	12	10	7	64	59.7
KENTUCKY	01/10/13	58-60	L	23-70	.329	8-30	.267	4-8	.500	20	22	42	32.4	14	9	13	2	7	58	59.5
at Arkansas	01/12/13	33-56	L	10-40	.250	2-15	.133	11-17	.647	9	20	29	32.1	12	7	26	2	6	33	57.6
OLE MISS	01/15/13	79-89	Lot	26-58	.448	17-40	.425	10-23	.435	11	24	35	32.3	19	20	12	1	5	79	59.1
at South Carolina	01/19/13	58-51	W	16-37	.432	6-13	.462	20-33	.606	6	34	40	32.8	21	15	18	2	1	58	59.0
AUBURN	01/23/13	73-61	W	20-49	.408	9-24	.375	24-30	.800	11	26	37	33.1	14	14	13	2	4	73	59.8
at Missouri	01/26/13	59-81	L	24-54	.444	8-24	.333	3-10	.300	5	13	18	32.2	11	13	10	2	7	59	59.8
at Tennessee	01/29/13	57-58	L	21-49	.429	4-11	.364	11-14	.786	8	23	31	32.2	16	8	10	3	4	57	59.6
ALABAMA	02/02/13	54-58	L	19-39	.487	8-15	.533	8-12	.667	6	25	31	32.1	12	10	17	8	3	54	59.3
at LSU	02/06/13	56-57	L	17-54	.315	8-27	.296	14-19	.737	11	27	38	32.4	19	11	11	6	5	56	59.2
ARKANSAS	02/09/13	67-49	W	21-42	.500	9-22	.409	16-23	.696	7	28	35	32.5	17	15	15	7	6	67	59.5
TENNESSEE	02/13/13	46-58	L	20-53	.377	3-14	.214	3-6	.500	9	19	28	32.3	12	10	11	4	3	46	59.0
Vanderbilt		1356		472-1152	.410	171-486	.352	241-397	.607	213	530	743	32.3	363	263	311	81	128	1356	59.0
Opponents		1392		492-1200	.410	136-424	.321	272-381	.714	234	547	781	34.0	382	247	289	77	147	1392	60.5

Games played: 23
 Points/game: 59.0
 FG Pct: 41.0
 3FG Pct: 35.2
 FT Pct: 60.7

Rebounds/game: 32.3
 Assists/game: 11.4
 Turnovers/game: 13.5
 Assist/turnover ratio: 0.8
 Steals/game: 5.6
 Blocks/game: 3.5



2012-13 Vanderbilt Basketball
 Vanderbilt Opponent Game-by-Game (as of Feb 14, 2013)
 All games



OPPONENT STATISTICS

Opponent	Date	Score		Total		3-Pointers		Free throws		Rebounds				pf	a	t/o	blk	stl	pts	avg
				fg-fga	pct	3fg-fga	pct	ft-fa	pct	off	def	tot	avg							
NICHOLLS STATE	11/10/12	80-65	W	25-58	.431	7-21	.333	8-11	.727	7	23	30	30.0	18	11	12	3	2	65	65.0
at Oregon	11/16/12	48-74	L	25-55	.455	6-22	.273	18-22	.818	8	27	35	32.5	23	16	13	2	9	74	69.5
vs Davidson	11/22/12	62-75	L	29-58	.500	9-21	.429	8-10	.800	10	22	32	32.3	11	14	9	2	4	75	71.3
vs MARIST	11/23/12	33-50	L	18-49	.367	9-23	.391	5-13	.385	10	33	43	35.0	10	9	14	3	6	50	66.0
vs UTEP	11/25/12	73-49	W	17-39	.436	4-13	.308	11-15	.733	5	19	24	32.8	15	11	20	3	2	49	62.6
VILLANOVA	12/01/12	52-62	L	19-46	.413	6-15	.400	18-25	.720	8	26	34	33.0	15	9	13	3	6	62	62.5
at Xavier	12/06/12	66-64	Wot	25-55	.455	5-20	.250	9-17	.529	13	20	33	33.0	22	14	11	0	7	64	62.7
ALABAMA A&M	12/15/12	71-46	W	15-46	.326	4-17	.235	12-17	.706	11	18	29	32.5	15	7	13	0	4	46	60.6
CORNELL	12/17/12	66-55	W	18-60	.300	5-28	.179	14-19	.737	13	23	36	32.9	17	9	9	5	4	55	60.0
at Middle Tennessee	12/21/12	52-56	L	21-48	.438	3-8	.375	11-16	.688	14	20	34	33.0	22	10	20	3	10	56	59.6
BUTLER	12/29/12	49-68	L	24-51	.471	8-20	.400	12-17	.706	11	31	42	33.8	18	13	12	2	5	68	60.4
WILLIAM & MARY	01/02/13	64-50	W	16-47	.340	5-18	.278	13-16	.813	12	23	35	33.9	14	10	14	3	5	50	59.5
KENTUCKY	01/10/13	58-60	L	24-53	.453	3-17	.176	9-15	.600	9	28	37	34.2	15	12	16	8	7	60	59.5
at Arkansas	01/12/13	33-56	L	22-52	.423	3-18	.167	9-10	.900	8	24	32	34.0	16	9	16	5	14	56	59.3
OLE MISS	01/15/13	79-89	Lot	32-62	.516	6-18	.333	19-27	.704	12	26	38	34.3	16	9	10	4	6	89	61.3
at South Carolina	01/19/13	58-51	W	14-59	.237	4-21	.190	19-25	.760	12	21	33	34.2	24	7	7	2	9	51	60.6
AUBURN	01/23/13	73-61	W	22-53	.415	9-24	.375	8-9	.889	6	23	29	33.9	26	13	15	4	7	61	60.6
at Missouri	01/26/13	59-81	L	28-51	.549	11-21	.524	14-16	.875	11	29	40	34.2	16	15	14	3	6	81	61.8
at Tennessee	01/29/13	57-58	L	21-50	.420	3-10	.300	13-19	.684	12	21	33	34.2	12	10	10	7	3	58	61.6
ALABAMA	02/02/13	54-58	L	19-50	.380	7-16	.438	13-18	.722	10	17	27	33.8	15	8	9	3	12	58	61.4
at LSU	02/06/13	56-57	L	18-50	.360	9-21	.429	12-19	.632	8	29	37	34.0	14	13	11	4	5	57	61.2
ARKANSAS	02/09/13	67-49	W	16-52	.308	6-18	.333	11-17	.647	11	19	30	33.8	19	7	12	2	11	49	60.6
TENNESSEE	02/13/13	46-58	L	24-56	.429	4-14	.286	6-8	.750	13	25	38	34.0	9	11	9	6	3	58	60.5
Opponents		1392		492-1200	.410	136-424	.321	272-381	.714	234	547	781	34.0	382	247	289	77	147	1392	60.5
Vanderbilt		1356		472-1152	.410	171-486	.352	241-397	.607	213	530	743	32.3	363	263	311	81	128	1356	59.0

Games played: 23
 Points/game: 60.5
 FG Pct: 41.0
 3FG Pct: 32.1
 FT Pct: 71.4

Rebounds/game: 34.0
 Assists/game: 10.7
 Turnovers/game: 12.6
 Assist/turnover ratio: 0.9
 Steals/game: 6.4
 Blocks/game: 3.3



2012-13 Vanderbilt Basketball
 Vanderbilt Points-Rebounds-Assists (as of Feb 14, 2013)
 All games



Opponent	Date	Score	00		02		05		10		11		14		15	
			W	L	ODOM,ROD	JOHNSON,KE	GENDELMAN,	WATKINS,NA	FULLER,KYL	JOSEPHS,CA	BRIGHT,KEV					
NICHOLLS STATE	11/10/12	80-65	w	7-7-1	25-6-6	DNP	DNP	15-3-6	DNP	15-8-1						
at Oregon	11/16/12	48-74	L	9-3-1	14-4-3	DNP	DNP	17-1-1	0-0-0	5-8-1						
vs Davidson	11/22/12	62-75	L	6-4-1	28-3-1	DNP	DNP	14-6-1	DNP	0-4-2						
vs MARIST	11/23/12	33-50	L	5-4-0	4-8-3	DNP	DNP	4-0-1	DNP	3-8-0						
vs UTEP	11/25/12	73-49	w	16-7-0	17-2-0	0-0-0	0-0-0	14-2-5	0-0-0	6-3-1						
VILLANOVA	12/01/12	52-62	L	14-2-1	12-5-4	DNP	DNP	4-3-2	DNP	12-12-4						
at Xavier	12/06/12	66-64	w	7-2-0	19-4-3	DNP	DNP	25-4-5	DNP	11-10-0						
ALABAMA A&M	12/15/12	71-46	w	17-2-2	19-4-3	0-0-0	0-1-0	7-2-3	0-0-0	5-8-3						
CORNELL	12/17/12	66-55	w	13-7-2	15-4-1	DNP	DNP	17-6-3	DNP	8-5-3						
at Middle Tennessee	12/21/12	52-56	L	5-2-0	25-2-2	DNP	DNP	8-2-0	DNP	4-6-0						
BUTLER	12/29/12	49-68	L	4-5-0	9-2-4	DNP	DNP	10-2-0	DNP	3-2-0						
WILLIAM & MARY	01/02/13	64-50	w	12-5-2	12-3-2	DNP	DNP	8-4-4	DNP	7-3-1						
KENTUCKY	01/10/13	58-60	L	12-4-0	18-2-6	DNP	DNP	7-3-0	DNP	0-7-0						
at Arkansas	01/12/13	33-56	L	5-4-0	3-2-2	DNP	DNP	4-0-1	DNP	4-2-0						
OLE MISS	01/15/13	79-89	L	9-4-1	19-2-8	DNP	DNP	3-2-0	DNP	12-4-1						
at South Carolina	01/19/13	58-51	w	8-4-1	3-8-4	DNP	DNP	12-5-2	DNP	8-7-3						
AUBURN	01/23/13	73-61	w	8-6-0	15-7-4	DNP	DNP	14-5-3	DNP	12-3-1						
at Missouri	01/26/13	59-81	L	17-3-2	11-2-3	DNP	DNP	0-0-1	DNP	8-2-2						
at Tennessee	01/29/13	57-58	L	2-1-1	14-1-1	DNP	DNP	6-4-2	DNP	3-6-1						
ALABAMA	02/02/13	54-58	L	8-6-0	15-7-3	DNP	DNP	13-1-0	DNP	5-3-3						
at LSU	02/06/13	56-57	L	20-5-1	7-4-5	DNP	DNP	2-0-0	DNP	8-2-0						
ARKANSAS	02/09/13	67-49	w	15-3-2	9-6-5	DNP	DNP	8-3-2	DNP	8-7-2						
TENNESSEE	02/13/13	46-58	L	6-5-0	11-4-4	DNP	DNP	7-2-1	DNP	3-11-1						

Opponent	Date	Score	20		21		24		33		34		35		40	
			W	L	ASTROTH,AJ	JETER,SHEL	PARKER,DAI	KEHRIS,AND	MOATS,SHEL	SIAKAM,JAM	HENDERSON,					
NICHOLLS STATE	11/10/12	80-65	w	DNP	3-3-1	DNP	DNP	8-2-1	4-1-1	3-2-0						
at Oregon	11/16/12	48-74	L	0-0-0	0-5-0	DNP	DNP	0-2-1	0-0-0	3-5-2						
vs Davidson	11/22/12	62-75	L	DNP	6-4-0	DNP	DNP	0-2-1	4-0-0	4-3-0						
vs MARIST	11/23/12	33-50	L	DNP	3-2-0	DNP	DNP	2-7-0	8-8-0	4-4-0						
vs UTEP	11/25/12	73-49	w	DNP	5-1-1	DNP	DNP	8-5-3	2-4-0	5-1-0						
VILLANOVA	12/01/12	52-62	L	DNP	3-0-0	DNP	DNP	6-1-1	0-1-0	1-3-0						
at Xavier	12/06/12	66-64	w	DNP	0-1-0	DNP	DNP	3-5-1	1-2-0	0-1-2						
ALABAMA A&M	12/15/12	71-46	w	2-1-1	5-6-1	DNP	0-1-0	0-4-1	3-2-1	13-4-2						
CORNELL	12/17/12	66-55	w	DNP	0-1-0	2-3-1	DNP	0-1-3	0-2-1	11-5-2						
at Middle Tennessee	12/21/12	52-56	L	DNP	3-2-0	0-2-1	DNP	5-2-2	0-1-1	2-2-2						
BUTLER	12/29/12	49-68	L	0-0-0	5-3-1	5-2-0	DNP	8-5-0	0-2-0	5-1-2						
WILLIAM & MARY	01/02/13	64-50	w	DNP	14-2-0	4-3-2	DNP	2-2-0	0-1-0	5-7-3						
KENTUCKY	01/10/13	58-60	L	DNP	4-5-0	8-4-1	DNP	9-10-1	DNP	0-2-1						
at Arkansas	01/12/13	33-56	L	0-4-1	8-4-0	0-1-2	DNP	3-1-0	4-7-0	2-3-1						
OLE MISS	01/15/13	79-89	L	DNP	13-4-2	16-6-4	DNP	2-8-4	0-0-0	5-2-0						
at South Carolina	01/19/13	58-51	w	DNP	8-6-1	11-5-3	DNP	3-0-1	DNP	5-3-0						
AUBURN	01/23/13	73-61	w	DNP	10-3-1	6-2-4	DNP	4-3-0	DNP	4-4-1						
at Missouri	01/26/13	59-81	L	2-0-1	4-3-0	8-2-3	DNP	2-1-0	7-4-1	0-0-0						
at Tennessee	01/29/13	57-58	L	DNP	8-7-0	7-1-2	DNP	0-1-0	4-2-0	13-3-1						
ALABAMA	02/02/13	54-58	L	DNP	3-5-0	0-0-3	DNP	DNP	4-0-0	6-4-1						
at LSU	02/06/13	56-57	L	DNP	6-7-1	11-9-4	DNP	0-1-0	2-1-0	0-5-0						
ARKANSAS	02/09/13	67-49	w	DNP	13-3-1	3-6-2	DNP	DNP	0-1-1	11-4-0						
TENNESSEE	02/13/13	46-58	L	DNP	4-3-0	7-1-3	DNP	4-0-0	0-0-0	4-1-1						



2012-13 Vanderbilt Basketball
 Vanderbilt Game-by-Game Highs (as of Feb 14, 2013)
 All games



Opponent	Date	Score	Points	Rebounds	Assists	Steals	Blocked shots
NICHOLLS STATE	11/10/12	80-65	25-JOHNSON, Kedre	8-BRIGHT, Kevin	6-FULLER, Kyle JOHNSON, Kedren	2-JETER, Sheldon	1-JOHNSON, Kedren ODOM, Rod
at Oregon	11/16/12	48-74	17-FULLER, Kyle	8-BRIGHT, Kevin	3-JOHNSON, Kedren	1-BRIGHT, Kevin ODOM, Rod JETER, Sheldon HENDERSON, Josh	None
vs Davidson	11/22/12	62-75	28-JOHNSON, Kedre	6-FULLER, Kyle	2-BRIGHT, Kevin	1-JOHNSON, Kedren	1-JETER, Sheldon HENDERSON, Josh ODOM, Rod
vs MARIST	11/23/12	33-50	8-SIAKAM, James	8-SIAKAM, James BRIGHT, Kevin JOHNSON, Kedren	3-JOHNSON, Kedren	2-JOHNSON, Kedren SIAKAM, James	1-SIAKAM, James HENDERSON, Josh ODOM, Rod
vs UTEP	11/25/12	73-49	17-JOHNSON, Kedre	7-ODOM, Rod	5-FULLER, Kyle	4-JOHNSON, Kedren	1-ODOM, Rod
VILLANOVA	12/01/12	52-62	14-ODOM, Rod	12-BRIGHT, Kevin	4-JOHNSON, Kedren BRIGHT, Kevin	2-JOHNSON, Kedren	2-JOHNSON, Kedren
at Xavier	12/06/12	66-64	25-FULLER, Kyle	10-BRIGHT, Kevin	5-FULLER, Kyle	4-JOHNSON, Kedren	2-JOHNSON, Kedren
ALABAMA A&M	12/15/12	71-46	19-JOHNSON, Kedre	8-BRIGHT, Kevin	3-FULLER, Kyle BRIGHT, Kevin JOHNSON, Kedren	2-JOHNSON, Kedren ODOM, Rod HENDERSON, Josh	1-MOATS, Shelby JETER, Sheldon ODOM, Rod
CORNELL	12/17/12	66-55	17-FULLER, Kyle	7-ODOM, Rod	3-BRIGHT, Kevin MOATS, Shelby FULLER, Kyle	1-SIAKAM, James FULLER, Kyle JOHNSON, Kedren BRIGHT, Kevin	2-HENDERSON, Jos JETER, Sheldon
at Middle Tennessee	12/21/12	52-56	25-JOHNSON, Kedre	6-BRIGHT, Kevin	2-MOATS, Shelby HENDERSON, Josh JOHNSON, Kedren	3-FULLER, Kyle	2-SIAKAM, James
BUTLER	12/29/12	49-68	10-FULLER, Kyle	5-ODOM, Rod MOATS, Shelby	4-JOHNSON, Kedren	1-HENDERSON, Jos JETER, Sheldon FULLER, Kyle	2-ODOM, Rod
WILLIAM & MARY	01/02/13	64-50	14-JETER, Sheldon	7-HENDERSON, Jos	4-FULLER, Kyle	2-HENDERSON, Jos PARKER, Dai-Jon	3-PARKER, Dai-Jon
KENTUCKY	01/10/13	58-60	18-JOHNSON, Kedre	10-MOATS, Shelby	6-JOHNSON, Kedren	4-JOHNSON, Kedren	1-HENDERSON, Jos JETER, Sheldon
at Arkansas	01/12/13	33-56	8-JETER, Sheldon	7-SIAKAM, James	2-PARKER, Dai-Jon JOHNSON, Kedren	2-MOATS, Shelby FULLER, Kyle	1-HENDERSON, Jos JETER, Sheldon
OLE MISS	01/15/13	79-89	19-JOHNSON, Kedre	8-MOATS, Shelby	8-JOHNSON, Kedren	1-JOHNSON, Kedren JETER, Sheldon PARKER, Dai-Jon BRIGHT, Kevin MOATS, Shelby	1-ODOM, Rod
at South Carolina	01/19/13	58-51	12-FULLER, Kyle	8-JOHNSON, Kedren	4-JOHNSON, Kedren	1-HENDERSON, Jos	1-JOHNSON, Kedren HENDERSON, Josh
AUBURN	01/23/13	73-61	15-JOHNSON, Kedre	7-JOHNSON, Kedren	4-JOHNSON, Kedren PARKER, Dai-Jon	1-JOHNSON, Kedren JETER, Sheldon HENDERSON, Josh BRIGHT, Kevin	1-JOHNSON, Kedren BRIGHT, Kevin
at Missouri	01/26/13	59-81	17-ODOM, Rod	4-SIAKAM, James	3-JOHNSON, Kedren PARKER, Dai-Jon	3-JETER, Sheldon	1-ODOM, Rod SIAKAM, James
at Tennessee	01/29/13	57-58	14-JOHNSON, Kedre	7-JETER, Sheldon	2-FULLER, Kyle PARKER, Dai-Jon	2-BRIGHT, Kevin	1-BRIGHT, Kevin JETER, Sheldon ODOM, Rod
ALABAMA	02/02/13	54-58	15-JOHNSON, Kedre	7-JOHNSON, Kedren	3-JOHNSON, Kedren PARKER, Dai-Jon	2-JOHNSON, Kedren	4-JOHNSON, Kedren



2012-13 Vanderbilt Basketball
 Vanderbilt Game-by-Game Highs (as of Feb 14, 2013)
 All games



Opponent	Date	Score	Points	Rebounds	Assists	Steals	Blocked shots
at LSU	02/06/13	56-57	20-ODOM, Rod	9-PARKER, Dai-Jon	BRIGHT, Kevin 5-JOHNSON, Kedren	2-JOHNSON, Kedren	2-JETER, Sheldon
ARKANSAS	02/09/13	67-49	15-ODOM, Rod	7-BRIGHT, Kevin	5-JOHNSON, Kedren	1-BRIGHT, Kevin JETER, Sheldon SIKAM, James PARKER, Dai-Jon HENDERSON, Josh FULLER, Kyle	3-HENDERSON, Jos
TENNESSEE	02/13/13	46-58	11-JOHNSON, Kedre	11-BRIGHT, Kevin	4-JOHNSON, Kedren	2-BRIGHT, Kevin	2-BRIGHT, Kevin



2012-13 Vanderbilt Basketball
Vanderbilt Team High/Low Analysis (as of Feb 14, 2013)
All games



Vanderbilt - TEAM GAME HIGHS

POINTS	80		NICHOLLS STATE (11/10/12)
	79		OLE MISS (01/15/13)
	73		AUBURN (01/23/13)
	73		vs UTEP (11/25/12)
	71		ALABAMA A&M (12/15/12)
FIELD GOALS MADE	28		NICHOLLS STATE (11/10/12)
	26		OLE MISS (01/15/13)
	26		ALABAMA A&M (12/15/12)
FIELD GOAL ATTEMPTS	70		KENTUCKY (01/10/13)
	61		vs MARIST (11/23/12)
FIELD GOAL PERCENTAGE	.511	(23-45)	CORNELL (12/17/12)
	.510	(25-49)	vs UTEP (11/25/12)
3 PT FIELD GOALS MADE	17		OLE MISS (01/15/13)
	12		NICHOLLS STATE (11/10/12)
3 PT FG ATTEMPTS	40		OLE MISS (01/15/13)
	30		KENTUCKY (01/10/13)
3 PT FG PERCENTAGE	.533	(8-15)	ALABAMA (02/02/13)
	.500	(10-20)	CORNELL (12/17/12)
FREE THROWS MADE	24		AUBURN (01/23/13)
	20		at South Carolina (01/19/13)
FREE THROW ATTEMPTS	33		at South Carolina (01/19/13)
	30		AUBURN (01/23/13)
FREE THROW PERCENTAGE	.800	(24-30)	AUBURN (01/23/13)
	.786	(11-14)	at Tennessee (01/29/13)
REBOUNDS	43		vs MARIST (11/23/12)
	42		KENTUCKY (01/10/13)
ASSISTS	20		OLE MISS (01/15/13)
	17		ALABAMA A&M (12/15/12)
	17		NICHOLLS STATE (11/10/12)
STEALS	15		vs UTEP (11/25/12)
	10		at Middle Tennessee (12/21/12)
BLOCKED SHOTS	10		WILLIAM & MARY (01/02/13)
	8		ALABAMA (02/02/13)
	8		CORNELL (12/17/12)
TURNOVERS	26		at Arkansas (01/12/13)
	18		at South Carolina (01/19/13)
	18		at Middle Tennessee (12/21/12)
	18		at Oregon (11/16/12)
FOULS	21		at South Carolina (01/19/13)
	19		at LSU (02/06/13)
	19		OLE MISS (01/15/13)
	19		at Xavier (12/06/12)
	19		at Oregon (11/16/12)



2012-13 Vanderbilt Basketball
 Vanderbilt High/Low Analysis (as of Feb 14, 2013)
 All games



Opponent - GAME HIGHS

POINTS	89		OLE MISS (01/15/13)
	81		at Missouri (01/26/13)
	75		vs Davidson (11/22/12)
	74		at Oregon (11/16/12)
	68		BUTLER (12/29/12)
FIELD GOALS MADE	32		OLE MISS (01/15/13)
	29		vs Davidson (11/22/12)
FIELD GOAL ATTEMPTS	62		OLE MISS (01/15/13)
	60		CORNELL (12/17/12)
FIELD GOAL PERCENTAGE	.549	(28-51)	at Missouri (01/26/13)
	.516	(32-62)	OLE MISS (01/15/13)
3 PT FIELD GOALS MADE	11		at Missouri (01/26/13)
	9		at LSU (02/06/13)
	9		AUBURN (01/23/13)
	9		vs MARIST (11/23/12)
	9		vs Davidson (11/22/12)
3 PT FG ATTEMPTS	28		CORNELL (12/17/12)
	24		AUBURN (01/23/13)
3 PT FG PERCENTAGE	.524	(11-21)	at Missouri (01/26/13)
	.438	(7-16)	ALABAMA (02/02/13)
FREE THROWS MADE	19		at South Carolina (01/19/13)
	19		OLE MISS (01/15/13)
FREE THROW ATTEMPTS	27		OLE MISS (01/15/13)
	25		at South Carolina (01/19/13)
	25		VILLANOVA (12/01/12)
FREE THROW PERCENTAGE	.900	(9-10)	at Arkansas (01/12/13)
	.889	(8-9)	AUBURN (01/23/13)
REBOUNDS	43		vs MARIST (11/23/12)
	42		BUTLER (12/29/12)
ASSISTS	16		at Oregon (11/16/12)
	15		at Missouri (01/26/13)
STEALS	14		at Arkansas (01/12/13)
	12		ALABAMA (02/02/13)
BLOCKED SHOTS	8		KENTUCKY (01/10/13)
	7		at Tennessee (01/29/13)
TURNOVERS	20		at Middle Tennessee (12/21/12)
	20		vs UTEP (11/25/12)
FOULS	26		AUBURN (01/23/13)
	24		at South Carolina (01/19/13)



2012-13 Vanderbilt Basketball
 Vanderbilt High/Low Analysis (as of Feb 14, 2013)
 All games



Vanderbilt - GAME LOWS

POINTS	33		vs MARIST (11/23/12)
	33		at Arkansas (01/12/13)
	46		TENNESSEE (02/13/13)
	48		at Oregon (11/16/12)
	49		BUTLER (12/29/12)
FIELD GOALS MADE	10		at Arkansas (01/12/13)
	14		vs MARIST (11/23/12)
FIELD GOAL ATTEMPTS	37		at South Carolina (01/19/13)
	39		ALABAMA (02/02/13)
FIELD GOAL PERCENTAGE	.230	(14-61)	vs MARIST (11/23/12)
	.250	(10-40)	at Arkansas (01/12/13)
3 PT FIELD GOALS MADE	2		vs MARIST (11/23/12)
	2		at Arkansas (01/12/13)
3 PT FG ATTEMPTS	11		at Tennessee (01/29/13)
	12		at Middle Tennessee (12/21/12)
3 PT FG PERCENTAGE	.100	(2-20)	vs MARIST (11/23/12)
	.133	(2-15)	at Arkansas (01/12/13)
FREE THROWS MADE	3		vs MARIST (11/23/12)
	3		at Missouri (01/26/13)
	3		TENNESSEE (02/13/13)
FREE THROW ATTEMPTS	6		vs MARIST (11/23/12)
	6		TENNESSEE (02/13/13)
FREE THROW PERCENTAGE	.300	(3-10)	at Missouri (01/26/13)
	.421	(8-19)	BUTLER (12/29/12)
REBOUNDS	18		at Missouri (01/26/13)
	25		vs UTEP (11/25/12)
	25		at Middle Tennessee (12/21/12)
ASSISTS	4		vs MARIST (11/23/12)
	6		vs Davidson (11/22/12)
STEALS	1		vs Davidson (11/22/12)
	1		at South Carolina (01/19/13)
BLOCKED SHOTS	0		at Oregon (11/16/12)
	1		vs UTEP (11/25/12)
	1		OLE MISS (01/15/13)
TURNOVERS	9		BUTLER (12/29/12)
	10		NICHOLLS STATE (11/10/12)
	10		ALABAMA A&M (12/15/12)
	10		at Missouri (01/26/13)
	10		at Tennessee (01/29/13)
FOULS	11		at Missouri (01/26/13)
	12		WILLIAM & MARY (01/02/13)
	12		at Arkansas (01/12/13)
	12		ALABAMA (02/02/13)
	12		TENNESSEE (02/13/13)



2012-13 Vanderbilt Basketball
Vanderbilt High/Low Analysis (as of Feb 14, 2013)
All games



Opponent - GAME LOWS

POINTS	46		ALABAMA A&M (12/15/12)
	49		vs UTEP (11/25/12)
	49		ARKANSAS (02/09/13)
	50		vs MARIST (11/23/12)
	50		WILLIAM & MARY (01/02/13)
FIELD GOALS MADE	14		at South Carolina (01/19/13)
	15		ALABAMA A&M (12/15/12)
FIELD GOAL ATTEMPTS	39		vs UTEP (11/25/12)
	46		VILLANOVA (12/01/12)
	46		ALABAMA A&M (12/15/12)
FIELD GOAL PERCENTAGE	.237	(14-59)	at South Carolina (01/19/13)
	.300	(18-60)	CORNELL (12/17/12)
3 PT FIELD GOALS MADE	3		at Middle Tennessee (12/21/12)
	3		KENTUCKY (01/10/13)
	3		at Arkansas (01/12/13)
	3		at Tennessee (01/29/13)
3 PT FG ATTEMPTS	8		at Middle Tennessee (12/21/12)
	10		at Tennessee (01/29/13)
3 PT FG PERCENTAGE	.167	(3-18)	at Arkansas (01/12/13)
	.176	(3-17)	KENTUCKY (01/10/13)
FREE THROWS MADE	5		vs MARIST (11/23/12)
	6		TENNESSEE (02/13/13)
FREE THROW ATTEMPTS	8		TENNESSEE (02/13/13)
	9		AUBURN (01/23/13)
FREE THROW PERCENTAGE	.385	(5-13)	vs MARIST (11/23/12)
	.529	(9-17)	at Xavier (12/06/12)
REBOUNDS	24		vs UTEP (11/25/12)
	27		ALABAMA (02/02/13)
ASSISTS	7		ALABAMA A&M (12/15/12)
	7		at South Carolina (01/19/13)
	7		ARKANSAS (02/09/13)
STEALS	2		NICHOLLS STATE (11/10/12)
	2		vs UTEP (11/25/12)
BLOCKED SHOTS	0		at Xavier (12/06/12)
	0		ALABAMA A&M (12/15/12)
TURNOVERS	7		at South Carolina (01/19/13)
	9		vs Davidson (11/22/12)
	9		CORNELL (12/17/12)
	9		ALABAMA (02/02/13)
	9		TENNESSEE (02/13/13)
FOULS	9		TENNESSEE (02/13/13)
	10		vs MARIST (11/23/12)