



Exhib 1/Vanderbilt vs. Alabama-Huntsville
Nashville, Tenn. - Memorial Gym - 7 p.m. CT
Radio: Vanderbilt Radio Network from IMG College, vucommidores.com
Radio Talent: Joe Fisher (p xp), Tim Thompson (analyst)
Live Stats: vucommidores.com
Twitter Updates: @VandyMBB

Vanderbilt Athletic Communications

2601 Jess Neely Drive, Nashville, TN 37212
phone: 615-322-4121
www.vucommidores.com

VANDERBILT SCHEDULE/RESULTS

NOVEMBER

Table with columns: Date, VU, Opp, Opponent, Time/Result, TV/Rec. Includes games for Nov 6, 12, 15, 19, 22, 23/24, 25.

ezybonds Paradise Jam

DECEMBER

Table with columns: Date, VU, Opp, Opponent, Time, TV. Includes games for Dec 2, 5, 17, 21, 30.

JANUARY

Table with columns: Date, VU, Opp, Opponent, Time, TV. Includes games for Jan 4, 7, 11, 16, 18, 22, 25, 29.

FEBRUARY

Table with columns: Date, VU, Opp, Opponent, Time, TV. Includes games for Feb 1, 5, 8, 12, 15, 19, 22, 25.

MARCH

Table with columns: Date, VU, Opp, Opponent, Time, TV. Includes games for Mar 1, 6, 8, and Mar 12-16 SEC Tournament.

ALL TIMES CENTRAL

RANKINGS: AP/ESPN

*SEC GAME

GAME INFORMATION



SERIES INFORMATION



2012-13 Record: 16-16, 8-10 SEC
Head Coach: Kevin Stallings
Career Record: 400-238 (20)
VU Record: 277-175 (14)

Series Record: Vanderbilt will play its only exhibition game of the season this Wednesday against Alabama-Huntsville. The two teams have played once in the regular season (12/19/96), with Vanderbilt winning 60-47. This is the fourth time since 2008 the two teams have met in an exhibition game.

2012-13 Record: 25-6, 15-3 Gulf South
Head Coach: Lenny Acuff
Career Record: 425-268 (22)
UAH Record: 308-156 (17)

2012-13 RETURNING LEADERS
Points: Rod Odom (10.4)
Rebounds: Rod Odom (4.5)
Assists: Kyle Fuller (1.9)
Blocks: Josh Henderson (0.9)

2012-13 RETURNING LEADERS
Points: Wayne Dedrick (12.9)
Rebounds: Wayne Dedrick (3.6)
Assists: Greg Gardner (2.6)
Blocks: Connor Blasi (0.7)

3

After losing their top six players at the end of 2012, Vanderbilt played with a very young squad in 2012-13 (no seniors, ranked 322 in KenPom.com's experience rankings), and returns three starters for 2013-14 and eight letterwinners. The two starters lost were point guard Kedren Johnson, the team's leading scorer from 2012-13, who is suspended for the 2013-14 season after a violation of university policy, and Kevin Bright, who decided to return home to Germany to sign a professional contract. The Commodores also lost the services of freshman Sheldon Jeter, who elected to transfer.

400

Head Coach Kevin Stallings captured his 400th career victory against Kentucky in the 2013 SEC Tournament quarterfinals, and he now trails all-time Vanderbilt wins leader and legendary coach Roy Skinner by one win to tie him for the all-time Vanderbilt wins lead. Skinner has 278 wins, while Coach Stallings has 277. Stallings is the all-time wins leader at Memorial Gym with 187.

EUROPE

In August, the Commodores ventured to Greece and Italy for a 10-day tour of the two countries, which included two games against a French Division I All-Star team in Greece and two against an Italian Division III squad in Rome. Vanderbilt came away 4-0 on the trip. Freshman Damian Jones, who only played in the two games in Greece because of a school obligation, led the team with 13 points per game. In four games, Eric McClellan averaged 12.3 points per game, Rod Odom 11.5 points per contest, Dai-Jon Parker 10.3 per game, and Josh Henderson 10.0 points per game.

43.9

43.9% of Vanderbilt's attempts from the floor were threes in 2012-13, which ranked ninth out of 347 Division I teams.

38.7

38.7% of the team's total points comes off of threes in 2012-13, which ranked first nationally.

865

Vanderbilt has made a 3-pointer in 865 consecutive games, a streak which began at the inception of the 3-point line in 1986-87. The Commodores rank second only to UNLV for the longest streak in Division I basketball. Vanderbilt, UNLV and Princeton are the only three schools in college basketball to have made at least one 3-pointer in every game played since the 3-point line was implemented.



HEAD COACH KEVIN STALLINGS



THE STALLINGS FILE

Born: October 1, 1960
High School: Collinsville (Ill.) '78
College: Bachelor's Degree in Business Management and Marketing, Purdue, '82, Master's Degree in Counseling, Purdue, '85
Family: Wife, Lisa, three children, Jacob (22), Alexa (18), Jordyn (12)

WINNINGEST COACHES AT VANDERBILT

Coach	Yrs	Record	Pct
1. Roy Skinner (1959, 1962-76)	16	278-135	.673
2. Kevin Stallings (1999-)	14	277-176	.611
3. Bob Polk (1948-58, 1960-61)	13	197-106	.650
4. C.M. Newton (1982-89)	8	129-115	.529
5. Jan van Breda Kolff (1994-99)	6	104-81	.562
6. Josh Cody (1924-27, 1932-36)	9	98-100	.495
7. Eddie Fogler (1990-93)	4	81-48	.628

WINNINGEST COACHES AT MEMORIAL GYM

Coach	Yrs	Record
1. Kevin Stallings (2000-)	14	187-53
2. Roy Skinner (1959, 1962-76)	16	181-41
3. Bob Polk (1948-58, 1960-61)	8	96-15
4. C.M. Newton (1982-89)	8	91-37
5. Jan van Breda Kolff (1994-99)	6	75-20
6. Eddie Fogler (1990-93)	4	54-12












STALLINGS THROUGH THE YEARS

Year	School	Position	W-L	Conf.	Postseason
2013	Vanderbilt	Head Coach	16-17	8-10	-
2012	Vanderbilt	Head Coach	25-11	10-6	NCAA Third Round
2011	Vanderbilt	Head Coach	23-11	9-7	NCAA Second Round
2010	Vanderbilt	Head Coach	24-9	12-4	NCAA First Round
2009	Vanderbilt	Head Coach	19-11	8-8	-
2008	Vanderbilt	Head Coach	26-8	10-6	NCAA First Round
2007	Vanderbilt	Head Coach	22-12	10-6	NCAA Regional Semifinals
2006	Vanderbilt	Head Coach	17-13	7-9	NIT First Round
2005	Vanderbilt	Head Coach	20-14	8-8	NIT Quarterfinals
2004	Vanderbilt	Head Coach	23-10	8-8	NCAA Regional Semifinals
2003	Vanderbilt	Head Coach	11-18	3-13	—
2002	Vanderbilt	Head Coach	17-15	6-10	NIT First Round^
2001	Vanderbilt	Head Coach	15-15	4-12	—
2000	Vanderbilt	Head Coach	19-11	8-8	NIT First Round
1999	Illinois State	Head Coach	16-15	7-11	—
1998	Illinois State	Head Coach	25-6	16-2●#	NCAA Second Round
1997	Illinois State	Head Coach	24-6	14-4●#	NCAA First Round
1996	Illinois State	Head Coach	22-12	13-5	NIT Quarterfinals
1995	Illinois State	Head Coach	20-13	13-5	NIT Second Round
1994	Illinois State	Head Coach	16-11	12-6	—
1993	Kansas	Assistant	29-7	11-3●	NCAA Final Four
1992	Kansas	Assistant	27-5	11-3●#	NCAA Second Round
1991	Kansas	Assistant	27-8	10-4●	NCAA Final Four*
1990	Kansas	Assistant	30-5	11-3	NCAA Second Round
1989	Kansas	Assistant	19-12	6-8	—
1988	Purdue	Assistant	29-4	16-2●	NCAA Sweet 16
1987	Purdue	Assistant	25-5	15-3●	NCAA Second Round
1986	Purdue	Assistant	22-10	11-7	NCAA First Round
1985	Purdue	Assistant	20-9	12-6	NCAA First Round
1984	Purdue	Assistant	22-7	15-3●	NCAA First Round
1983	Purdue	Assistant	21-9	11-7	NCAA Second Round
1982	Purdue	Player	18-14	11-7	NIT Final Four
1981	Purdue	Player	21-11	10-8	NIT Final Four
1980	Purdue	Player	27-8	11-7#	NCAA Final Four*
1979	Belleville J.C.	Player	28-9	—	NJCAA Tournament
Totals at Vanderbilt (Head Coach)			277-176	111-115	
Totals at Illinois State (Head Coach)			123-63	75-33	
Head Coach Totals			400-239	186-147	
Totals at Kansas (Assistant Coach)			132-37	49-21	
Totals at Purdue (Assistant Coach)			139-44		
Totals at Purdue (playing)			66-33		

● Regular season conference champions; # Conference tournament champions; * Lost in National Championship game; ^ Included an Opening Round play-in game that Vanderbilt won over Houston.

25	In 33 seasons, his teams have made 25 tournament appearances, including 19 NCAA berths and three Final Fours.
24	20-Win Seasons in his career and 12 conference championships.
7	20-Win Seasons in last 10 seasons and total number of 20-win seasons at Vanderbilt, the most of any Commodore coach.
277	Number of victories at Vanderbilt. Trails only Roy Skinner, who had 278 career wins, for all-time winningest coach mark.
400	Total victories as a head coach.
3	SEC Players of the Year in his 13-year tenure - Dan Langhi (2000), Derrick Byers (2007), Shan Foster (2008).
24	All-SEC Performers during his time at Vanderbilt.
3	Consecutive trips to the NCAA Tournament (2010, 2011, 2012), the first time Vanderbilt has accomplished the feat.
6	NCAA Tournaments in the last nine seasons.
2	Sweet 16 appearances as Commodore mentor (2004, 2007).
42	At Vanderbilt, all 42 of his seniors either have earned or are currently working toward their college degree.
61	The Commodores won their first SEC Tournament crown in 61 years after defeating #1 Kentucky in final in 2012.
2	Only one losing season as a player or coach in 33 years.



0		<p>ROD ODOM F ★ 6-9 ★ 212 ★ Sr. ★ Central Islip, N.Y.</p> <table border="1"> <thead> <tr> <th>PPG</th> <th>RPG</th> <th>APG</th> <th>SPG</th> <th>BPG</th> <th>MPG</th> </tr> </thead> <tbody> <tr> <td>10.4</td> <td>4.5</td> <td>0.8</td> <td>0.5</td> <td>1.2</td> <td>30.3</td> </tr> </tbody> </table>	PPG	RPG	APG	SPG	BPG	MPG	10.4	4.5	0.8	0.5	1.2	30.3	<p>NOTES: Power forward who has played in 103 games in his Vanderbilt career, and started all but one in his junior campaign, when he averaged 10.4 points and 4.5 rebounds per game... Tallied a career-high 20 points at LSU (2/6) and vs. Arkansas in the SEC Tournament (3/14)</p>	<p>CAREER HIGHS Pts. - 20, 2x, last vs. Ark.(3/14/13) Rebs. - 8, vs. S.C. (3/9/13) Ast. - 4, vs. TAMU (2/16/13) Min. - 38, at Kentucky (2/20/13)</p>
PPG	RPG	APG	SPG	BPG	MPG											
10.4	4.5	0.8	0.5	1.2	30.3											
1		<p>ERIC MCCLELLAN G ★ 6-4 ★ 188 ★ R-So. ★ Austin, Texas</p> <table border="1"> <thead> <tr> <th>PPG</th> <th>RPG</th> <th>APG</th> <th>SPG</th> <th>BPG</th> <th>MPG</th> </tr> </thead> <tbody> <tr> <td>8.5</td> <td>2.5</td> <td>2.2</td> <td>0.7</td> <td>0.2</td> <td>23.1</td> </tr> </tbody> </table>	PPG	RPG	APG	SPG	BPG	MPG	8.5	2.5	2.2	0.7	0.2	23.1	<p>NOTES: Point guard who transferred from the University of Tulsa in the spring of 2012...Expected to start for VU at point guard...Averaged 8.5 points, 2.5 rebounds and 2.2 assists in 23.1 minutes per game in 30 contests (16 starts) for the Golden Hurricane.</p>	<p>CAREER HIGHS Pts. - 25, vs. Marshall (3/8/12) Rebs. - 9, vs. SMU (1/7/12) Ast. - 5, 2x, last vs. Marshall (3/8/12) Min. - 46, vs. Marshall (3/8/12)</p>
PPG	RPG	APG	SPG	BPG	MPG											
8.5	2.5	2.2	0.7	0.2	23.1											
3		<p>LUKE KORNET F ★ 7-0 ★ 216 ★ Fr. ★ Lantana, Texas</p> <table border="1"> <thead> <tr> <th>PPG</th> <th>RPG</th> <th>APG</th> <th>SPG</th> <th>BPG</th> <th>MPG</th> </tr> </thead> <tbody> <tr> <td>-</td> <td>-</td> <td>-</td> <td>-</td> <td>-</td> <td>-</td> </tr> </tbody> </table>	PPG	RPG	APG	SPG	BPG	MPG	-	-	-	-	-	-	<p>NOTES: 7'0 forward who signed in the late signing period with the Commodores...Grew seven inches in last two years, and grown 2 inches since his arrival at VU in summer of 2013...son of Frank Kornet, a former Vanderbilt basketball standout of his own from 1986-89.</p>	<p>CAREER HIGHS Pts. - Rebs. - Ast. - Min. -</p>
PPG	RPG	APG	SPG	BPG	MPG											
-	-	-	-	-	-											
10		<p>NATHAN WATKINS G ★ 6-5 ★ 195 ★ So. ★ Brentwood, Tenn.</p> <table border="1"> <thead> <tr> <th>PPG</th> <th>RPG</th> <th>APG</th> <th>SPG</th> <th>BPG</th> <th>MPG</th> </tr> </thead> <tbody> <tr> <td>0.0</td> <td>0.2</td> <td>0.0</td> <td>0.2</td> <td>0.0</td> <td>1.0</td> </tr> </tbody> </table>	PPG	RPG	APG	SPG	BPG	MPG	0.0	0.2	0.0	0.2	0.0	1.0	<p>NOTES: Walk-on guard from Brentwood, Tenn., who played at Ensworth School in Nashville...Played in five games in 2012-13, did not score...Had one rebound in win over Alabama A&M.</p>	<p>CAREER HIGHS Pts. - Rebs. - 1, vs. Alabama A&M (12/15/12) Ast. - Min. - 2, at Miss. State (2/23/13)</p>
PPG	RPG	APG	SPG	BPG	MPG											
0.0	0.2	0.0	0.2	0.0	1.0											
11		<p>KYLE FULLER G ★ 6-1 ★ 188 ★ Sr. ★ Moreno Valley, Calif.</p> <table border="1"> <thead> <tr> <th>PPG</th> <th>RPG</th> <th>APG</th> <th>SPG</th> <th>BPG</th> <th>MPG</th> </tr> </thead> <tbody> <tr> <td>8.7</td> <td>2.3</td> <td>1.9</td> <td>0.6</td> <td>0.1</td> <td>26.2</td> </tr> </tbody> </table>	PPG	RPG	APG	SPG	BPG	MPG	8.7	2.3	1.9	0.6	0.1	26.2	<p>NOTES: Point guard who played in all 33 games and started 14 as a junior in 2012-13...Averaged 8.7 points per game. Scored in double figures in 13 contests, including a career-high 25 point performance at Xavier (12/6) in an overtime win.</p>	<p>CAREER HIGHS Pts. - 25, vs. Xavier (12/6/12) Rebs. - 6, 2x, vs. Cornell (12/17/12) Ast. - 6, 2x, last vs. TAMU (2/16/13) Min. - 40, vs. Xavier (12/6/12)</p>
PPG	RPG	APG	SPG	BPG	MPG											
8.7	2.3	1.9	0.6	0.1	26.2											
14		<p>CARTER JOSEPHS G ★ 5-10 ★ 185 ★ So. ★ San Antonio, Texas</p> <table border="1"> <thead> <tr> <th>PPG</th> <th>RPG</th> <th>APG</th> <th>SPG</th> <th>BPG</th> <th>MPG</th> </tr> </thead> <tbody> <tr> <td>0.3</td> <td>0.0</td> <td>0.0</td> <td>0.0</td> <td>0.0</td> <td>1.0</td> </tr> </tbody> </table>	PPG	RPG	APG	SPG	BPG	MPG	0.3	0.0	0.0	0.0	0.0	1.0	<p>NOTES: Walk-on guard from San Antonio, Texas, who played at Tom C. Clark High School...Played in six games in 2012-13, and scored the first two points of his career with a lay-up at Mississippi State (2/23).</p>	<p>CAREER HIGHS Pts. - 2, at Miss. State (2/23/13) Rebs. - Ast. - Min. - 2, at Miss. State (2/23/13)</p>
PPG	RPG	APG	SPG	BPG	MPG											
0.3	0.0	0.0	0.0	0.0	1.0											
24		<p>DAI-JON PARKER G ★ 6-3 ★ 190 ★ Jr. ★ Baton Rouge, La.</p> <table border="1"> <thead> <tr> <th>PPG</th> <th>RPG</th> <th>APG</th> <th>SPG</th> <th>BPG</th> <th>MPG</th> </tr> </thead> <tbody> <tr> <td>7.2</td> <td>4.4</td> <td>2.4</td> <td>0.7</td> <td>0.3</td> <td>28.5</td> </tr> </tbody> </table>	PPG	RPG	APG	SPG	BPG	MPG	7.2	4.4	2.4	0.7	0.3	28.5	<p>NOTES: Played in all 36 games as a true freshman and 25 as a sophomore...One of team's top perimeter defenders and scorers...Scored career-high 18 pts in season finale vs. S.C. last year...Was a standout three-sport athlete in high school.</p>	<p>CAREER HIGHS Pts. - 18, vs. S.C. (3/9/13) Rebs. - 13, at Miss. St. (2/23) Ast. - 6, at Miss. St. (2/23) Min. - 38, 2x, last vs. TAMU (2/16/13)</p>
PPG	RPG	APG	SPG	BPG	MPG											
7.2	4.4	2.4	0.7	0.3	28.5											
30		<p>DAMIAN JONES C ★ 6-10 ★ 235 ★ Fr. ★ Baton Rouge, La.</p> <table border="1"> <thead> <tr> <th>PPG</th> <th>RPG</th> <th>APG</th> <th>SPG</th> <th>BPG</th> <th>MPG</th> </tr> </thead> <tbody> <tr> <td>-</td> <td>-</td> <td>-</td> <td>-</td> <td>-</td> <td>-</td> </tr> </tbody> </table>	PPG	RPG	APG	SPG	BPG	MPG	-	-	-	-	-	-	<p>NOTES: 6'10 post player who won two Louisiana state championships for his Scotlandville Magnet High School team in Baton Rouge...Chose the Commodores over LSU, Oklahoma, Oklahoma State, Duke, Syracuse, Kansas, Stanford, Florida, and Alabama.</p>	<p>CAREER HIGHS Pts. - Rebs. - Ast. - Min. -</p>
PPG	RPG	APG	SPG	BPG	MPG											
-	-	-	-	-	-											
34		<p>SHELBY MOATS F ★ 6-8 ★ 227 ★ Jr. ★ Waconia, Minn.</p> <table border="1"> <thead> <tr> <th>PPG</th> <th>RPG</th> <th>APG</th> <th>SPG</th> <th>BPG</th> <th>MPG</th> </tr> </thead> <tbody> <tr> <td>3.0</td> <td>2.9</td> <td>0.7</td> <td>0.3</td> <td>0.1</td> <td>16.6</td> </tr> </tbody> </table>	PPG	RPG	APG	SPG	BPG	MPG	3.0	2.9	0.7	0.3	0.1	16.6	<p>NOTES: Played in 31 games as a sophomore and averaged 3.0 points per game...Powerfully-built power forward who has excellent shooting touch from beyond-the-arc...Named to the 2013 SEC Winter Academic Honor Roll.</p>	<p>CAREER HIGHS Pts. - 9, vs. UK (1/10/13). Rebs. - 10, vs. UK (1/10/13) Ast. - 4, vs. Ole Miss (1/15/13) Min. - 36, vs. Ole Miss (1/15/13)</p>
PPG	RPG	APG	SPG	BPG	MPG											
3.0	2.9	0.7	0.3	0.1	16.6											
35		<p>JAMES SIAKAM F ★ 6-7 ★ 215 ★ R-Jr. ★ Douala, Cameroon</p> <table border="1"> <thead> <tr> <th>PPG</th> <th>RPG</th> <th>APG</th> <th>SPG</th> <th>BPG</th> <th>MPG</th> </tr> </thead> <tbody> <tr> <td>2.0</td> <td>1.9</td> <td>0.3</td> <td>0.3</td> <td>0.3</td> <td>8.8</td> </tr> </tbody> </table>	PPG	RPG	APG	SPG	BPG	MPG	2.0	1.9	0.3	0.3	0.3	8.8	<p>NOTES: Played in 26 games and made the first and only start of his career at Tennessee (1/29)...Scored a career-high eight points and grabbed career-high eight rebounds vs. Marist at Old Spice Classic (11/23).</p>	<p>CAREER HIGHS Pts. - 8, vs. Marist (11/23/12) Rebs. - 8, vs. Marist (11/23/12) Ast. - 1, 7x, last at Florida (3/6/13) Min. - 19, at Ark. (1/12/13)</p>
PPG	RPG	APG	SPG	BPG	MPG											
2.0	1.9	0.3	0.3	0.3	8.8											
40		<p>JOSH HENDERSON C ★ 6-11 ★ 231 ★ R-Jr. ★ Roanoke, Va.</p> <table border="1"> <thead> <tr> <th>PPG</th> <th>RPG</th> <th>APG</th> <th>SPG</th> <th>BPG</th> <th>MPG</th> </tr> </thead> <tbody> <tr> <td>5.4</td> <td>3.4</td> <td>0.8</td> <td>0.5</td> <td>0.9</td> <td>20.5</td> </tr> </tbody> </table>	PPG	RPG	APG	SPG	BPG	MPG	5.4	3.4	0.8	0.5	0.9	20.5	<p>NOTES: Played in all 33 games and started 21...Averaged 5.4 points and 3.4 rebounds per game...Scored in double figures in seven games, including a career-high 13 points on three occasions - vs. Alabama A&M (12/15), at Tennessee (1/29), and at Kentucky (2/20)</p>	<p>CAREER HIGHS Pts. - 13, 3x, last at UK (2/20) Rebs. - 7, vs. W&M (1/2/13) Ast. - 4, vs. Bucknell (11/15/11) Min. - 32, 2x, last at Aub (3/2/13)</p>
PPG	RPG	APG	SPG	BPG	MPG											
5.4	3.4	0.8	0.5	0.9	20.5											



LAST TIME OUT

BOX SCORE VS. OLE MISS



Official Basketball Box Score -- Game Totals -- Final Statistics
Vanderbilt vs Ole Miss
 03/16/13 2:25 pm CT at 2013 SEC Men's Tourney - Nashville, TN



Vanderbilt 52 • 16-17, 8-10

#	Player	f/c/g	Total			3-Ptr			Rebounds			PF	TP	A	TO	Blk	Stl	Min
			FG-FGA	FG-FGA	FT-FTA	FG-FGA	FG-FGA	FT-FTA	Off	Def	Tot							
00	ODOM, Rod	f	3-14	1-8	0-0	3	2	5	4	7	0	0	1	0	23			
40	HENDERSON, Josh	c	2-5	0-0	3-5	1	4	5	1	7	2	0	1	0	22			
02	JOHNSON, Kedren	g	4-7	1-4	3-4	0	2	2	1	12	3	3	0	1	33			
15	BRIGHT, Kevin	g	3-10	2-9	0-0	0	8	8	4	8	2	2	1	1	39			
24	PARKER, Dai-Jon	g	4-7	1-3	0-1	0	7	7	4	9	2	3	0	1	31			
11	FULLER, Kyle		1-5	0-2	2-2	1	2	3	4	4	2	0	0	0	19			
21	JETER, Sheldon		2-5	1-3	0-0	0	3	3	3	5	0	1	0	0	23			
34	MOATS, Shelby		0-3	0-1	0-0	1	0	1	1	0	0	1	0	0	9			
35	SIKAM, James		0-0	0-0	0-0	0	1	1	0	0	0	0	0	0	1			
Team						0	1	1										
Totals			19-56	6-30	8-12	6	30	36	22	52	11	10	3	3	200			

FG % 1st Half:	9-24	37.5%	2nd half:	10-32	31.3%	Game:	19-56	33.9%	Deadball Rebounds
3FG % 1st Half:	4-14	28.6%	2nd half:	2-16	12.5%	Game:	6-30	20.0%	1
FT % 1st Half:	4-7	57.1%	2nd half:	4-5	80.0%	Game:	8-12	66.7%	

Ole Miss 64 • 25-8, 12-6

#	Player	f/c/g	Total			3-Ptr			Rebounds			PF	TP	A	TO	Blk	Stl	Min
			FG-FGA	FG-FGA	FT-FTA	FG-FGA	FG-FGA	FT-FTA	Off	Def	Tot							
23	Buckner, Reginald	f	6-7	0-0	3-11	3	6	9	3	15	1	0	1	2	31			
31	Holloway, Murphy	f	5-9	0-0	2-4	3	5	8	2	12	0	1	0	1	38			
03	Millinghaus, Derrick	g	0-5	0-4	0-0	0	5	5	1	0	2	1	0	1	19			
20	Williams, Nick	g	3-8	0-2	2-4	0	8	8	0	8	0	2	0	2	38			
22	Henderson, Marshall	g	7-17	3-11	6-7	0	3	3	2	23	2	3	0	0	37			
01	Newby, Martavious		0-0	0-0	0-0	0	0	0	0	0	0	0	0	0	0+			
10	White, LaDarius		1-4	1-2	3-6	0	3	3	2	6	2	0	0	0	25			
13	Perez, Anthony		0-0	0-0	0-0	0	0	0	0	0	0	0	0	0	5			
25	Brutus, Terry		0-0	0-0	0-0	1	0	1	2	0	1	0	0	0	7			
Team						0	4	4										
Totals			22-50	4-19	16-32	7	34	41	12	64	8	7	1	6	200			

FG % 1st Half:	9-23	39.1%	2nd half:	13-27	48.1%	Game:	22-50	44.0%	Deadball Rebounds
3FG % 1st Half:	2-11	18.2%	2nd half:	2-8	25.0%	Game:	4-19	21.1%	7
FT % 1st Half:	6-12	50.0%	2nd half:	10-20	50.0%	Game:	16-32	50.0%	

Officials: Anthony Jordan, Ron Groover, Lee Cassell
 Technical fouls: Vanderbilt-None. Ole Miss-None.
 Attendance:
 Session 6 attendance is 14,574.

Score by periods	1st	2nd	Total
Vanderbilt	26	26	52
Ole Miss	26	38	64

Points	In	Off	2nd	Fast	Bench
VU	Paint	T/O	Chance	Break	
OM	22	10	5	2	9
	26	11	8	2	6

Last FG - VU 2nd-00:56, OM 2nd-03:20.
 Largest lead - VU by 9 1st-07:09, OM by 18 2nd-03:20.

Score tied - 4 times.
 Lead changed - 3 times.

RECAP & NOTES

NASHVILLE - Marshall Henderson scored 23 points as Mississippi beat Vanderbilt 64-52 Saturday in the Southeastern Conference tournament semifinals, putting the Rebels just one more win away from making sure their NCAA tournament berth is automatic.

The third-seeded Rebels (25-8) came here needing wins to sharpen their postseason resume. Now they will play No. 13 Florida, a 61-51 winner over Alabama, in Sunday's championship game where the winner advances to the NCAA tournament.

Reginald Buckner also had 15 points, and Murphy Holloway added 12 for Ole Miss. The Rebels now have won six of seven to reach the championship game for the first time since 2001. Another win would give coach Andy Kennedy his first NCAA berth and the Rebels' first since 2002.

No. 10 seeded Vanderbilt (16-17), the defending tournament champion, lost for only the second time in eight games. Kedren Johnson had a team-high 12 points.

Kennedy, the Rebels' winningest coach, has at least 20 victories in four straight seasons and became the fifth SEC coach to win 20 in six of his first seven seasons, but missing out yet again on an NCAA berth could threaten his job security.

The Rebels played without point guard Jarvis Summers, who hit his head hard in Friday night's win against Missouri. They didn't need him as they wore down Vanderbilt, with the Commodores playing their third game in as many days along with going to class the past two days.

Ole Miss outshot Vandy 44 percent (22 of 50) to 33.9 percent (19 of 56) as the Commodores went a chilly 6 of 30 behind the arc. The Rebels also finished with a 41-36 edge on the boards.

Ole Miss didn't grab its first lead until the opening minute of the second half, but the Rebels took control with a 15-2 run a few minutes later.



2013-14 Roster

No.	Name	Pos.	Ht.	Wt.	Cl.-Yr	Hometown (Previous School)
0	Rod Odom	F	6-9	212	Sr.- 4th	Central Islip, N.Y. (Middlesex School (Mass.))
1	Eric McClellan	G	6-4	188	R-So.-3rd	Austin, Texas (University of Tulsa)
3	Luke Kornet	F	7-0	216	Fr.-1st	Lantana, Texas (Liberty Christian)
10	Nathan Watkins	G	6-5	195	So.-2nd	Brentwood, Tenn. (Ensworth School)
11	Kyle Fuller	G	6-1	188	Sr.-4th	Moreno Valley, Calif. (Rancho Verde)
14	Carter Josephs	G	6-0	185	So.-2nd	San Antonio, Texas (Tom C. Clark)
24	Dai-Jon Parker	G	6-3	190	Jr.-3rd	Baton Rouge, La. (Milton (Ga.))
30	Damian Jones	F/C	6-10	235	Fr.-1st	Baton Rouge, La. (Scotlandville Magnet)
34	Shelby Moats	F	6-8	227	Jr.-3rd	Waconia, Minn. (Waconia)
35	James Siakam	F	6-7	215	R-Jr.-4th	Douala, Cameroon (Brehm Prep (Ill.))
40	Josh Henderson	C	6-11	231	R-Jr.-4th	Roanoke, Va. (Cave Spring)

COACHING STAFF

Head Coach..... **Kevin Stallings** (Purdue, 1982) - 15th
 Assistant Coach..... **David Cason** (Illinois State, 1995) - 3rd
 Assistant Coach..... **Yanni Hufnagel** (Cornell, 2006) - 1st
 Assistant Coach..... **Tom Richardson** (St. Xavier (Ill.), 1977) - 11th
 Director of Operations **Dan Cage** (Vanderbilt, 2007) - 4th
 Director of Video Operations..... **Julian Terrell** (Vanderbilt, 2006) - 1st

SUPPORT STAFF

Athletic Communications Dir. **Andy Boggs** (Florida State, 1998)
 Academic Support..... **Neal Clark** (Kentucky, 1992)
 Athletic Trainer..... **Shannon Gordon** (Indiana State, 1992)
 Strength and Conditioning **Garry Christopher** (Baylor, 2008)

PRONUNCIATION GUIDE

David Cason **KAY-Sahn**
 Dai-Jon Parker **DAY-Jon**
 James Siakam **See-OCK-em**

ROSTER BY CLASS

Seniors (2)

Kyle Fuller Moreno Valley, Calif.
Rod Odom Central Islip, N.Y.

Juniors (4)

Josh Henderson Roanoke, Va.
Shelby Moats Waconia, Minn.
Dai-Jon Parker Baton Rouge, La.
James Siakam Douala, Cameroon

Sophomores (3)

Carter Josephs San Antonio, Texas
Eric McClellan Austin, Texas
Nathan Watkins Nashville, Tenn.

Freshman (2)

Damian Jones Baton Rouge, La.
Luke Kornet Lantana, Texas



MEMORIAL MAGIC - THE HOME TO VANDERBILT HOOPS SINCE 1952

HISTORIC MEMORIAL GYMNASIUM IN 61ST SEASON

Storied Memorial Gymnasium is in its 61st season as the host venue of Vanderbilt basketball. The SEC's most historic hoops setting has played host to more than 850 men's contests as well as the 1984 and 1991 SEC Tournaments and 40 men's and women's NCAA Tournament contests (since the early 1980s).

As the oldest gymnasium in the SEC, Memorial Gymnasium is renown for its end zone benches, raised floor and unique atmosphere. It was dedicated in 1952 as a memorial to all Vanderbilt men and women who served in World War II. It was built by the late master architect Edwin Keeble, who was commissioned to build a combination gymnasium/concert hall.

.783	All-time winning percentage at Memorial Gym (733-203).
187	Career wins at Memorial Gym for Kevin Stallings, and is now the facility's all-time wins leader.
.901	Winning percentage against non-conference opponents since 1990 (182-20).
115-13	Stallings' non-conference record at home.
6	Undefeated seasons at home.

Winningest Coaches at Memorial Gymnasium

Coach	Yrs	Record
1 Kevin Stallings (2000-Present)	15	187-53
2. Roy Skinner (1959, 1962-76)	16	181-41
3. Bob Polk (1948-58, 1960-61)	8	96-15
4. C.M. Newton (1982-89)	8	91-37
5. Jan van Breda Kolff (1994-99)	6	75-20
6. Eddie Fogler (1990-93)	4	54-12

Stallings' Year-By-Year Record At Memorial Gym

Year	Won	Lost
2012-13	9	6
2011-12	13	5
2010-11	14	3
2009-10	14	2
2008-09	13	4
2007-08	19	0
2006-07	14	3
2005-06	10	6
2004-05	17	2
2003-04	15	2
2002-03	10	6
2001-02	13	4
2000-01	12	7
1999-00	14	3

ANNUAL ATTENDANCE FIGURES

Year	All Games	Attendance	Average	NCAA Rank	SEC Games	SEC Attendance	Average
2012-13	15	159,557	10,637	36	9	100,986	11,221
2011-12	18	246,561	13,698	18	8	112,368	14,046
2010-11	17	234,632	13,802	18	8	114,346	14,293
2009-10	16	217,965	13,623	21	8	113,539	14,192
2008-09	17	225,686	13,276	25	8	112,833	14,104
2007-08	19	254,954	13,418	22	8	113,713	14,214
2006-07	17	204,511	12,030	31	8	109,043	13,630
2005-06	16	195,159	12,197	24	8	108,258	13,532
2004-05 [^]	19	191,678	10,088	43	8	105,357	13,170
2003-04	17	192,301	11,312	33	8	106,990	13,374
2002-03	16	153,123	9,570	46	8	96,906	12,113
2001-02	17	150,325	8,843	50	8	93,873	11,734
2000-01	19	186,468	9,814	45	8	102,055	12,757
1999-00*	18	197,770	10,987	30	8	106,741	13,343
1998-99	16	192,538	12,034	26	8	106,128	13,266
1997-98	16	213,974	13,373	21	8	117,819	14,727
1996-97	16	207,771	12,986	25	8	120,214	15,027
1995-96	18	226,354	12,575	28	8	112,996	14,125
1994-95	13	183,042	14,080	17	8	118,932	14,867
1993-94	16	223,997	14,000	15	8	121,345	15,168
1992-93	14	212,156	15,154	11	8	122,536	15,317
1991-92	17	210,585	12,387	29	8	115,104	14,388
1990-91	16	214,638	13,415	19	9	133,482	14,831
1989-90	19	259,992	13,684	18	9	136,136	15,126
1988-89	15	224,657	14,977	13	9	137,212	15,246
1987-88	16	223,747	13,984	14	9	138,393	15,377
1986-87	17	226,343	13,314	14	9	130,854	14,539
1985-86	15	200,806	13,387	14	9	128,059	14,229
1984-85	16	194,390	12,149	17	9	122,514	13,613
1983-84	18	249,292	13,850	10	9	135,546	15,050
1982-83	17	237,584	13,976	9	9	135,418	15,046
1981-82	14	202,225	14,445	9	9	131,699	14,633
1980-81	15	227,478	15,165	9	9	136,436	15,160
1979-80	15	228,029	15,202	5	9	138,754	15,417
1978-79	14	215,330	15,380	5	9	139,930	15,547
1977-78	14	207,375	14,813	5	9	134,232	14,915
1976-77	15	211,966	14,131	4	9	149,108	16,568
1975-76	13	180,901	13,915	-	9	135,375	15,042
1974-75	12	178,527	14,877	-	9	134,304	14,923
1973-74	12	182,728	15,227	-	9	140,252	15,584
1972-73	12	173,567	14,464	-	9	131,193	14,577
1971-72	12	156,778	13,065	-	9	120,172	13,352
1970-71	12	170,634	14,220	-	9	130,260	14,473
1969-70	12	176,763	14,730	-	9	135,745	14,861
1968-69	12	126,896	10,575	-	9	95,300	10,589
1967-68	12	129,722	10,810	-	9	96,274	10,697
1966-67	12	105,492	8,791	-	9	79,173	8,797
1965-66	12	106,022	8,835	-	9	62,368	8,910
1964-65	12	98,821	8,235	-	9	65,712	8,214
1963-64	12	84,827	7,069	-	6	35,684	5,947
1962-63	12	75,261	6,272	-	6	46,183	6,598
1961-62	13	73,640	5,665	-	8	47,357	5,920
1960-61	13	74,187	5,707	-	7	45,549	6,507
1959-60	14	76,199	5,443	-	8	46,064	5,758

[^] First year capacity increased from 14,168 to 14,316; * First year capacity decreased from 15,311 to 14,168



VANDERBILT ATHLETIC COMMUNICATIONS

INTERVIEW POLICY

Vanderbilt head coach Kevin Stallings and selected Vanderbilt players will be available to the media before practice on a weekly basis during the non-conference season, and bi-weekly during the SEC season.

The times for those media sessions will be emailed to media members in advance of those pre-practice interviews.

Media may photograph the first 20 minutes of practice. All practices are closed to the public.

POSTGAME INTERVIEW POLICY

Vanderbilt head coach Kevin Stallings will enter the Memorial Gym interview room after the NCAA-mandated 10-minute cooling off period, followed by Vanderbilt players.

Visiting coach and player interviews will be at the discretion of the visiting SID.

VUCOMMODORES.COM

The official website of Vanderbilt athletics, vucommo- dore.com, includes pregame notes, season statistics, videos of press conferences and meetings with the media, live stats, twitter feeds, and streaming audio and video of everything that is Commodore athletics.

@VANDYMBB

The official Twitter feed of Vanderbilt men's basketball, follow the latest information and get breaking news on Com- modore basketball.

QUICK FACTS

Location Nashville, Tenn.
Founded 1873
Conference Southeastern (East)
Enrollment 6,738
Nickname Commodores
Colors Black and Gold
Home Arena Memorial Gymnasium (14,316)
Chancellor Nicholas Zeppos
Vice Chancellor David Williams II
Faculty Rep Richard McCarty

Basketball Staff

Head Coach Kevin Stallings
Record Overall 400-239 (20)
Record at Vanderbilt 277-176 (14)
Assistant Coaches David Cason, Yanni Hufnagel, Tom Richardson, Dan Cage
Director of Operations Dan Cage
Athletic Trainer Shannon Gordon
Academic Counselor Neal Clark
Administrative Assistant Debbie Green
Strength and Conditioning Coach Garry Christopher
Office Number (615) 322-6530

Athletic Communications

Men's Basketball SID Andy Boggs
Media Relations Address 2601 Jess Neely Dr. Nashville, TN 37212
Office Phone (615) 343-1847
Office Fax (615) 343-7064
E-Mail Andy.Boggs@Vanderbilt.edu

Table with 2 columns: Statistic (60.1, VARIETY, INTER NATIONAL, ODOM, 95, 2) and Description.

2012-13 TRENDS

Table of trends including Winning Opening Tip, Losing Opening Tip, VU Scores First, Opponent Scores First, etc.



INS AND OUTS

Career Games Played

Player	Games	Starts	Cons.	Starts
Rod Odom	103	42		13
Kyle Fuller	85	16		0
Dai-Jon Parker	61	19		19
Shelby Moats	47	9		0
Josh Henderson	41	21		9
James Siakam	39	1		0
Eric McClellan	30	16		16
Carter Josephs	6	0		0
Nathan Watkins	5	0		0

Double-Digit Scoring Games

Player	Career (Record)	'12-13	Cons.
Rod Odom	20 (12-8)	14 (9-5)	-
Kyle Fuller	13 (8-5)	13 (8-5)	-
Josh Henderson	8 (6-2)	7 (5-2)	-
Dai-Jon Parker	8 (6-2)	7 (5-2)	-

Double-Digit Rebounding Games

Player	Career	'12-13	Cons.
Shelby Moats	1 (0-1)	1 (0-1)	-
Dai-Jon Parker	1 (1-0)	1 (1-0)	-

Double-Digit Assist Games

Player	Career	'12-13	Cons.

Double-Doubles

Player	Career	'12-13	Cons.

Triple Doubles

Player	Career	'12-13	Cons.

2012-13 Lineup Record

Johnson, Fuller, Bright, Odom, Henderson	4-6
Johnson, Parker, Bright, Odom, Henderson	6-4
Johnson, Fuller, Bright, Odom, Moats	2-2
Johnson, Parker, Jeter, Odom, Moats	2-2
Johnson, Parker, Bright, Odom, Siakam	0-1
Johnson, Parker, Bright, Jeter, Henderson	0-1
Johnson, Parker, Bright, Jeter, Odom	1-1
Johnson, Parker, Bright, Odom, Moats	1-0

PRESEASON SEC POLL

Vanderbilt was picked to finish 10th in the SEC by a select group of 30 media members in a poll released by the league prior to the SEC Basketball Media Days in Birmingham.

PRESEASON MEDIA POLL -- PTS

Kentucky (21)	375
Florida (5)	353
Tennessee (1)	320
LSU	270
Missouri	262
Alabama	257
Ole Miss	216
Arkansas	197
Texas A&M	125
Vanderbilt	125
Georgia	119
South Carolina	108
Mississippi State	59
Auburn	39

*First-Place Votes in Parentheses

MEDIA VOTE - PRESEASON ALL-SEC FIRST TEAM ALL-SEC

- Trevor Releford – Alabama, G, 6-0, 190, Sr., Kansas City, Mo.
- Julius Randle – Kentucky, F, 6-9, 250, Fr., Dallas, Texas
- Johnny O'Bryant III – LSU, F, 6-9, 256, Jr., Cleveland, Miss.
- Marshall Henderson – Ole Miss, G, 6-2, 177, Sr., Hurst, Texas
- Jordan McRae – Tennessee, G, 6-6, 185, Sr., Midway, Ga.

SECOND TEAM ALL-SEC

- Scottie Wilbekin – Florida, G, 6-2, 176, Sr., Gainesville, Fla.
- Patric Young – Florida, C, 6-9, 240, Sr., Jacksonville, Fla.
- Willie Cauley-Stein – Kentucky, F, 7-0, 244, So., Olathe, Kan.
- Andrew Harrison – Kentucky, G, 6-6, 215, Fr., Richmond, Texas
- Dakari Johnson – Kentucky, C, 7-0, 265, Fr., Brooklyn, N.Y.
- Jabari Brown – Missouri, G, 6-5, 214, Jr., Oakland, Calif.
- Jeronne Maymon – Tennessee, F, 6-8, 260, Sr., Madison, Wis.
- Jarnell Stokes – Tennessee, F, 6-8, 260, Jr., Memphis, Tenn.

SEC Player of the Year: Julius Randle, Kentucky

SEC STANDINGS

2012-13 SEC STANDINGS (FINAL)

	SEC	Pct.	All	Pct.
Florida	14-4	.778	29-8	.784
Kentucky	12-6	.667	21-12	.636
Ole Miss	12-6	.667	27-9	.750
Alabama	12-6	.667	23-13	.639
Tennessee	11-7	.611	20-13	.606
Missouri	11-7	.611	23-11	.676
Arkansas	10-8	.556	19-13	.594
Georgia	9-9	.500	15-17	.469
LSU	9-9	.500	19-12	.613
Vanderbilt	8-10	.444	16-17	.485
Texas A&M	7-11	.389	18-15	.545
South Carolina	4-14	.222	14-18	.438
Mississippi St.	4-14	.222	10-22	.313
Auburn	3-15	.167	9-23	.281

SEC STATS

VU TEAM SEC RANKINGS (FINAL)

Category	SEC (Final)	All (Final)
Scoring	13th (60.2)	14th (60.3)
Scoring Defense	3rd (60.2)	3rd (60.1)
Scoring Margin	7th (-0.1)	10th (+0.2)
FT%	11th (.665)	13th (.635)
FG%	12th (.398)	13th (.408)
FG% Defense	4th (.404)	6th (.407)
3FG%	5th (.348)	5th (.350)
3FG% Defense	4th (.319)	3rd (.311)
3FG Made	2nd (7.9)	2nd (7.8)
Rebound Margin	7th (+0.3)	11th (-0.9)
Blocks	7th (3.6)	10th (3.6)
Assists	T-5th (12.2)	9th (11.7)
Steals	14th (3.8)	13th (4.8)
Turnover Margin	10th (-1.3)	8th (-0.6)
Assist/TO Ratio	5th (1.0)	7th (1.0)

VU INDIVIDUAL SEC RANKINGS (FINAL)

Kedren Johnson	SEC	Total
Assists	3rd (4.2)	6th (3.6)
FT%	8th (.779)	NA
A/TO Ratio	8th (1.6)	NA
Kevin Bright	SEC	Total
Def. Rebounds	NA	6th (4.5)



2012-13 Vanderbilt Basketball
Vanderbilt Combined Team Statistics (as of Mar 11, 2013)
Conference games



RECORD:	OVERALL	HOME	AWAY	NEUTRAL
ALL GAMES	8-10	5-4	3-6	0-0
CONFERENCE	8-10	5-4	3-6	0-0
NON-CONFERENCE	0-0	0-0	0-0	0-0

#	Player	gp-gs	min	avg	Total		3-Point		F-Throw		Rebounds			pf	dq	a	to	blk	stl	pts	avg	
					fg-fga	fg%	3fg-fga	3fg%	ft-fa	ft%	off	def	tot									avg
02	JOHNSON, Kedren	18-18	554	30.8	62-174	.356	26-78	.333	60-77	.779	9	53	62	3.4	34	0	76	48	10	12	210	11.7
00	ODOM, Rod	18-17	547	30.4	59-158	.373	31-85	.365	43-61	.705	33	48	81	4.5	36	1	15	21	10	5	192	10.7
24	PARKER, Dai-Jon	18-16	525	29.2	43-108	.398	22-54	.407	29-45	.644	9	72	81	4.5	38	0	49	30	4	10	137	7.6
15	BRIGHT, Kevin	18-14	527	29.3	41-107	.383	31-82	.378	10-17	.588	20	71	91	5.1	31	0	20	24	9	11	123	6.8
21	JETER, Sheldon	18-7	349	19.4	41-87	.471	15-41	.366	26-38	.684	20	53	73	4.1	41	0	8	15	11	8	123	6.8
40	HENDERSON, Josh	18-10	359	19.9	47-91	.516	0-1	.000	17-32	.531	22	37	59	3.3	42	1	9	30	17	8	111	6.2
11	FULLER, Kyle	18-2	393	21.8	36-108	.333	13-47	.277	25-35	.714	2	35	37	2.1	18	0	30	23	0	6	110	6.1
35	SIKAM, James	11-1	92	8.4	12-26	.462	0-1	.000	7-16	.438	13	12	25	2.3	11	0	3	6	3	3	31	2.8
34	MOATS, Shelby	16-5	241	15.1	18-37	.486	4-13	.308	3-10	.300	18	26	44	2.8	29	0	8	10	1	4	43	2.7
14	JOSEPHS, Carter	2-0	2	1.0	1-1	1.000	0-0	.000	0-0	.000	0	0	0	0.0	1	0	0	0	0	0	2	1.0
20	ASTROTH, A.J.	5-0	30	6.0	1-7	.143	0-4	.000	0-0	.000	1	3	4	0.8	3	0	2	2	0	1	2	0.4
05	GENDELMAN, Alex	1-0	2	2.0	0-1	.000	0-1	.000	0-0	.000	0	0	0	0.0	0	0	0	0	0	0	0	0.0
33	KEHRIS, Andris	1-0	2	2.0	0-0	.000	0-0	.000	0-0	.000	0	0	0	0.0	0	0	0	0	0	0	0	0.0
10	WATKINS, Nathan	2-0	2	1.0	0-1	.000	0-1	.000	0-0	.000	0	0	0	0.0	0	0	0	0	0	1	0	0.0
Team											26	25	51		1		7					
Total.....		18	3625		361-906	.398	142-408	.348	220-331	.665	173	435	608	33.8	285	2	220	216	65	69	1084	60.2
Opponents.....		18	3625		385-952	.404	100-313	.319	216-297	.727	173	429	602	33.4	301	-	186	193	73	105	1086	60.3

TEAM STATISTICS	VU	OPP	Date	Opponent	Score	Att.
SCORING	1084	1086	* 01/10/13	KENTUCKY	L 58-60	14316
Points per game	60.2	60.3	* 01/12/13	at Arkansas	L 33-56	14315
Scoring margin	-0.1	-	* 01/15/13	OLE MISS	Lot 79-89	8851
FIELD GOALS-ATT	361-906	385-952	* 01/19/13	at South Carolina	w 58-51	11175
Field goal pct	.398	.404	* 01/23/13	AUBURN	w 73-61	9961
3 POINT FG-ATT	142-408	100-313	* 01/26/13	at Missouri	L 59-81	15061
3-point FG pct	.348	.319	* 01/29/13	at Tennessee	L 57-58	16391
3-pt FG made per game	7.9	5.6	* 02/02/13	ALABAMA	L 54-58	12345
FREE THROWS-ATT	220-331	216-297	* 02/06/13	at LSU	L 56-57	7075
Free throw pct	.665	.727	* 02/09/13	ARKANSAS	w 67-49	10886
F-Throws made per game	12.2	12.0	* 02/13/13	TENNESSEE	L 46-58	12868
REBOUNDS	608	602	* 02/16/13	TEXAS A&M	w 63-56	11269
Rebounds per game	33.8	33.4	* 02/20/13	at Kentucky	L 70-74	22887
Rebounding margin	+0.3	-	* 02-23-13	at Mississippi State	w 72-31	6442
ASSISTS	220	186	* 02/27/13	GEORGIA	w 63-62	10211
Assists per game	12.2	10.3	* 03-02-13	at Auburn	w 62-55	7295
TURNOVERS	216	193	* 3/6/13	at Florida	L 40-66	10504
Turnovers per game	12.0	10.7	* 03/09/13	SOUTH CAROLINA	w 74-64	10279
Turnover margin	-1.3	-				
Assist/turnover ratio	1.0	1.0				
STEALS	69	105				
Steals per game	3.8	5.8				
BLOCKS	65	73				
Blocks per game	3.6	4.1				
ATTENDANCE	100986	111145				
Home games-Avg/Game	9-11221	9-12349				
Neutral site-Avg/Game	-	0-0				

+ = 2012 Old Spice Classic, Orlando, Fla., HP Fieldhouse
 * = Conference game

Score by Periods	1st	2nd	OT	Totals
Vanderbilt	483	600	1	1084
Opponents	516	559	11	1086