



Game 3/Vanderbilt (2-0) vs. Tennessee State (2-1)

Nashville, Tenn. - Memorial Gym - 6 p.m. CT

TV: FSN

TV Talent: Bernie Guenther (pxp), Daymeon Fishback (analyst)

Radio: Vanderbilt Radio Network from IMG College, vucommidores.com

Radio Talent: Joe Fisher (pxp), Tim Thompson (analyst)

Live Stats: vucommidores.com

Twitter Updates: @VandyMBB

Vanderbilt Athletic Communications

2601 Jess Neely Drive, Nashville, TN 37212

phone: 615-322-4121

www.vucommidores.com

VANDERBILT SCHEDULE/RESULTS

NOVEMBER

Date	VU	Opp	Opponent	Time/Result	TV/Rec.
Nov. 6	-	-	Ill.-Springfield	W, 83-62	-
Nov. 11	-	-	Sewanee	W, 67-38	-
Nov. 16	-	-	Trevecca	W, 83-56	1-0
Nov. 20	-	-	Lipscomb	W, 72-62	2-0
Nov. 23	-	-	Tenn. State	6 pm	FSN
Nov. 25	-	-	Norfolk St.	7 pm	SECN+
Nov. 28	-	-	Rutgers	6 pm	NBCSN
Nov. 29	-	-	Virginia/LaSalle	6/8 pm	NBCSN

2014 Barclays Center Classic

DECEMBER

Date	VU	Opp	Opponent	Time	TV
Dec. 4	-	-	Baylor	6 pm	ESPNU
Dec. 13	-	-	Purdue	8 pm	SECN
Dec. 16	-	-	W. Carolina	8 pm	SECN
Dec. 20	-	-	Georgia Tech	1 pm	ESPN3
Dec. 22	-	-	Penn	7 pm	SECN+
Dec. 31	-	-	Saint Louis	1 pm	FSN Midwest

JANUARY

Date	VU	Opp	Opponent	Time	TV
Jan. 3	-	-	Yale	1 pm	SECN+
Jan. 6	-	-	Auburn*	8 pm	ESPNU
Jan. 10	-	-	Arkansas*	3:30 pm	SECN
Jan. 14	-	-	Georgia*	8 pm	SECN
Jan. 17	-	-	Miss. St.*	3 pm	FSN
Jan. 20	-	-	Kentucky*	8 pm	SECN
Jan. 24	-	-	LSU*	5 pm	ESPNU
Jan. 27	-	-	Georgia*	6 pm	SECN
Jan. 31	-	-	Texas A&M*	3:30 pm	SECN

FEBRUARY

Date	VU	Opp	Opponent	Time	TV
Feb. 3	-	-	Florida*	8 pm	ESPN
Feb. 7	-	-	S. Carolina*	3 pm	FSN
Feb. 11	-	-	Tennessee*	8 pm	SECN
Feb. 14	-	-	Alabama*	7 pm	ESPNU
Feb. 18	-	-	Florida*	6 pm	SECN
Feb. 21	-	-	Missouri*	1:30 pm	SECN
Feb. 26	-	-	Tennessee*	6 pm	ESPN/2
Feb. 28	-	-	Alabama*	3 pm	FSN

MARCH

Date	VU	Opp	Opponent	Time	TV
Mar. 4	-	-	Miss. St.*	8 pm	SECN
Mar. 7	-	-	Ole Miss*	8 pm	SECN
Mar. 11-15			SEC Tournament		SECN/ESPN

ALL TIMES CENTRAL



RANKINGS: AP/ESPN

*SEC GAME

SECN: SEC Network; SECN+: SEC Network Plus;

NBCSN: NBC Sports Network

GAME INFORMATION

V	SERIES INFORMATION	TSU
 2014-15 Record: 2-0 Head Coach: Kevin Stallings Career Record: 417-255 (22) VU Record: 294-192 (16)	Series Record: Vanderbilt holds a 7-0 overall series advantage against TSU. Last Meeting: Vanderbilt win, 84-71, on 12/19/09. Record at Vanderbilt: 7-0 Record at Neutral Site: NA Coach Stallings vs. TSU: Coach Stallings has a 4-0 all-time record vs. Tennessee State.	 2014-15 Record: 2-1 Head Coach: Dana Ford Career Record: 2-1 (1) TSU Record: 2-1 (1)
2014-15 LEADERS Points: Damian Jones (22.5) Rebounds: Damian Jones (9.0) Assists: Shelton Mitchell, Wade Baldwin IV (4.0) Blocks: Damian Jones (3.0)		2014-15 LEADERS Points: Jay Harris (16.7) Rebounds: Xavier Richards (8.7) Assists: Charles Tucker (4.3) Blocks: Xavier Richards (1.3)

JONES LEADS SEC IN SCORING

Sophomore post player Damian Jones is off to a great start to his sophomore campaign, averaging 22.5 points and 9.0 rebounds per game in two early contests. His point average leads the SEC in the early goings of the 2014-15 season. Jones, a preseason All-SEC First Team selection by the league's coaches, tallied a career-high 24 points in the team's season opener against Trevecca, and followed that up with a 21-point effort vs. Lipscomb.

898

Vanderbilt has made a 3-pointer in 898 consecutive games, a streak which began at the inception of the 3-point line in 1986-87. The Commodores rank second only to UNLV for the longest streak in Division I basketball. Vanderbilt, UNLV and Princeton are the only three schools in college basketball to have made at least one 3-pointer in every game played since the 3-point line was implemented.

COACH STALLINGS IN 16TH YEAR

Head Coach Kevin Stallings, the school's all-time winningest coach, returns for his 16th season with the Commodores and 21st overall as a head coach. Stallings has 294 career wins at Vanderbilt and 417 overall as a head coach. He has seven 20-win seasons in the last 10 seasons, with six NCAA tournament appearances and two Sweet 16's (2004 and 2007). Stallings has the most 20-win campaigns in Vanderbilt history with seven.

FRESHMAN CONTRIBUTING

The signing class of 2014, Wade Baldwin IV, Matthew Fisher-Davis, Riley LaChance, Shelton Mitchell, and Jeff Roberson all are contributing mightily to this year's team. The five combined players are averaging 7.6 points, 4.1 rebounds, and 2.9 assists per game, with LaChance leading the group with 11.0 points per game.




ACTIVE WINNINGEST SEC COACHES

ALL-TIME WINNINGEST SEC COACHES

1. Adolph Rupp, UK - 875 wins
2. Billy Donovan, UF, 453 wins
3. Dale Brown, LSU, 448 wins
4. C.M. Newton, Alabama/Vanderbilt; Harry Rabenhorst, LSU, 340 wins
5. Tubby Smith, UGA/UK, 308 wins
6. Joe B. Hall, UK; Hugh Durham, UGA, 297 wins
7. **Kevin Stallings, Vanderbilt 294 wins**



0		<p>SHELTON MITCHELL F ★ 6-3 ★ 186 ★ Fr. ★ Waxhaw, N.C.</p> <table border="1"> <thead> <tr> <th>PPG</th> <th>RPG</th> <th>APG</th> <th>SPG</th> <th>BPG</th> <th>MPG</th> </tr> </thead> <tbody> <tr> <td>5.0</td> <td>3.5</td> <td>3.5</td> <td>0.0</td> <td>0.0</td> <td>23.5</td> </tr> </tbody> </table>	PPG	RPG	APG	SPG	BPG	MPG	5.0	3.5	3.5	0.0	0.0	23.5	<p>NOTES: Led team in points (16.5) and rebounds (8.5) in exhibition games... Also averaged 4.5 assists in exhib games... Scored 6 points and had four assists in season opener vs. Trevecca... Missed most of Sr. year at Oak Hill due to injury.</p>	<p>CAREER HIGHS Pts. - 6, vs. Trevecca (11/16/14) Rebs. - 4, vs. Lipscomb (11/20/14) Ast. - 4, vs. Trevecca (11/16/14) Min. - 29, vs. Trevecca (11/16/14)</p>
PPG	RPG	APG	SPG	BPG	MPG											
5.0	3.5	3.5	0.0	0.0	23.5											
3		<p>LUKE KORNET F ★ 7-0 ★ 240 ★ So. ★ Lantana, Texas</p> <table border="1"> <thead> <tr> <th>PPG</th> <th>RPG</th> <th>APG</th> <th>SPG</th> <th>BPG</th> <th>MPG</th> </tr> </thead> <tbody> <tr> <td>10.5</td> <td>6.5</td> <td>0.0</td> <td>0.0</td> <td>2.5</td> <td>22.0</td> </tr> </tbody> </table>	PPG	RPG	APG	SPG	BPG	MPG	10.5	6.5	0.0	0.0	2.5	22.0	<p>NOTES: Tallied first double-double of his career with 10 points and career-high 10 rebounds vs. Trevecca... Tied career high with 3 made 3's vs. Lipscomb... Son of Frank Kornet, a former Vanderbilt basketball standout of his own from 1986-89.</p>	<p>CAREER HIGHS Pts. - 13, at Ole Miss (3/8/14) Rebs. - 10, vs. Trevecca (11/16/14) Ast. - 3, 2x last at Ole Miss (3/8/14) Min. - 34, at Ole Miss (3/8/14)</p>
PPG	RPG	APG	SPG	BPG	MPG											
10.5	6.5	0.0	0.0	2.5	22.0											
4		<p>WADE BALDWIN IV G ★ 6-3 ★ 195 ★ Fr. ★ Belle Mead, N.J.</p> <table border="1"> <thead> <tr> <th>PPG</th> <th>RPG</th> <th>APG</th> <th>SPG</th> <th>BPG</th> <th>MPG</th> </tr> </thead> <tbody> <tr> <td>10.0</td> <td>5.0</td> <td>4.0</td> <td>2.0</td> <td>0.0</td> <td>24.0</td> </tr> </tbody> </table>	PPG	RPG	APG	SPG	BPG	MPG	10.0	5.0	4.0	2.0	0.0	24.0	<p>NOTES: Had solid stat line vs. Lipscomb - 11 pts, 7 rebs., 5 assists, 3 steals, 0 TO's... Was 4-5 from floor vs. Trevecca, scored nine points and three assists and three rebounds... Combo guard who can play both the point and off-guard positions.</p>	<p>CAREER HIGHS Pts. - 11, vs. Lipscomb (11/20/14) Rebs. - 7, vs. Lipscomb (11/20/14) Ast. - 5, vs. Lipscomb (11/20/14) Min. - 29, vs. Lipscomb (11/20/14)</p>
PPG	RPG	APG	SPG	BPG	MPG											
10.0	5.0	4.0	2.0	0.0	24.0											
5		<p>MATTHEW FISHER-DAVIS G ★ 6-5 ★ 173 ★ Fr. ★ Charlotte, N.C.</p> <table border="1"> <thead> <tr> <th>PPG</th> <th>RPG</th> <th>APG</th> <th>SPG</th> <th>BPG</th> <th>MPG</th> </tr> </thead> <tbody> <tr> <td>5.5</td> <td>1.5</td> <td>2.0</td> <td>0.0</td> <td>0.5</td> <td>20.5</td> </tr> </tbody> </table>	PPG	RPG	APG	SPG	BPG	MPG	5.5	1.5	2.0	0.0	0.5	20.5	<p>NOTES: 6'5 guard considered one of best shooters in 2014 class... Shot 67.5% from the floor, 49.1% from three, and 96% from the free throw line in his senior season... Scored 5 points in season-opener vs. Trevecca and 6 pts vs. Lipscomb on 2 made 3's.</p>	<p>CAREER HIGHS Pts. - 6, vs. Lipscomb (11/20/14) Rebs. - 1, vs. Lipscomb (11/20/14) Ast. - 1, vs. Lipscomb (11/20/14) Min. - 26, vs. Trevecca (11/16/14)</p>
PPG	RPG	APG	SPG	BPG	MPG											
5.5	1.5	2.0	0.0	0.5	20.5											
10		<p>NATHAN WATKINS G ★ 6-5 ★ 195 ★ Jr. ★ Brentwood, Tenn.</p> <table border="1"> <thead> <tr> <th>PPG</th> <th>RPG</th> <th>APG</th> <th>SPG</th> <th>BPG</th> <th>MPG</th> </tr> </thead> <tbody> <tr> <td>0.0</td> <td>0.5</td> <td>0.0</td> <td>0.0</td> <td>0.0</td> <td>1.5</td> </tr> </tbody> </table>	PPG	RPG	APG	SPG	BPG	MPG	0.0	0.5	0.0	0.0	0.0	1.5	<p>NOTES: Walk-on guard from Brentwood, Tenn., who played at Ensworth School in Nashville... Played in eight games last year... Played 16 huge minutes at Auburn, scored 7 points and had 3 rebounds... Had career bests in pts, rebs, min., FG's made, 3 FG's made vs. Tigers.</p>	<p>CAREER HIGHS Pts. - 7, at Auburn (2/22/14) Rebs. - 4, vs. Miss. St. (3/12/14) Ast. - Min. - 16, at Auburn (2/22/14)</p>
PPG	RPG	APG	SPG	BPG	MPG											
0.0	0.5	0.0	0.0	0.0	1.5											
11		<p>JEFF ROBERSON F ★ 6-6 ★ 206 ★ Fr. ★ Houston, Texas</p> <table border="1"> <thead> <tr> <th>PPG</th> <th>RPG</th> <th>APG</th> <th>SPG</th> <th>BPG</th> <th>MPG</th> </tr> </thead> <tbody> <tr> <td>6.5</td> <td>7.0</td> <td>1.0</td> <td>0.0</td> <td>1.0</td> <td>21.0</td> </tr> </tbody> </table>	PPG	RPG	APG	SPG	BPG	MPG	6.5	7.0	1.0	0.0	1.0	21.0	<p>NOTES: Solid 3 man who plays like a veteran... Scored 8 points and grabbed 6 rebounds in season opener vs. Trevecca; had 5 pts and 8 rebs. vs. Lipscomb... Left The Kinkaid School as the school's all-time leading scorer with 1,743 points.</p>	<p>CAREER HIGHS Pts. - 9, vs. Trevecca (11/16/14) Rebs. - 8, vs. Lipscomb (11/20/14) Ast. - 2, vs. Lipscomb (11/20/14) Min. - 24, vs. Lipscomb (11/20/14)</p>
PPG	RPG	APG	SPG	BPG	MPG											
6.5	7.0	1.0	0.0	1.0	21.0											
13		<p>RILEY LACHANCE G ★ 6-2 ★ 194 ★ Fr. ★ Brookfield, Wis.</p> <table border="1"> <thead> <tr> <th>PPG</th> <th>RPG</th> <th>APG</th> <th>SPG</th> <th>BPG</th> <th>MPG</th> </tr> </thead> <tbody> <tr> <td>11.0</td> <td>3.5</td> <td>4.0</td> <td>0.0</td> <td>0.0</td> <td>28.5</td> </tr> </tbody> </table>	PPG	RPG	APG	SPG	BPG	MPG	11.0	3.5	4.0	0.0	0.0	28.5	<p>NOTES: 6'2 guard who led his Brookfield Central team to a 24-1 record as a senior when he averaged 23.0 points and 2.6 assists per game... Scored game-high 24 points against Ill.-Springfield in exhib... Tallied 13 points in season opener vs. Trevecca... had 6 assts vs. Lipscomb.</p>	<p>CAREER HIGHS Pts. - 13, vs. Trevecca (11/16/14) Rebs. - 5, vs. Lipscomb (11/20/14) Ast. - 6, vs. Lipscomb (11/20/14) Min. - 33, vs. Lipscomb (11/20/14)</p>
PPG	RPG	APG	SPG	BPG	MPG											
11.0	3.5	4.0	0.0	0.0	28.5											
14		<p>CARTER JOSEPHS G ★ 6-0 ★ 180 ★ So. ★ San Antonio, Texas</p> <table border="1"> <thead> <tr> <th>PPG</th> <th>RPG</th> <th>APG</th> <th>SPG</th> <th>BPG</th> <th>MPG</th> </tr> </thead> <tbody> <tr> <td>0.0</td> <td>0.5</td> <td>0.0</td> <td>0.0</td> <td>0.0</td> <td>2.5</td> </tr> </tbody> </table>	PPG	RPG	APG	SPG	BPG	MPG	0.0	0.5	0.0	0.0	0.0	2.5	<p>NOTES: Guard from San Antonio, Texas, who earned a scholarship over the summer... Played in 19 games last year, received first career start at Ole Miss... Played career-high 20 min. vs. Florida... Dished out 9 assists, had 1 steal, no turnovers in 16 min. at Auburn.</p>	<p>CAREER HIGHS Pts. - 2, at Miss. State (2/23/13) Rebs. - 3, vs. Florida (2/25/14) Ast. - 9, at Auburn (2/22/14) Min. - 21, at Ole Miss (3/8/14)</p>
PPG	RPG	APG	SPG	BPG	MPG											
0.0	0.5	0.0	0.0	0.0	2.5											
30		<p>DAMIAN JONES C ★ 6-10 ★ 250 ★ So. ★ Baton Rouge, La.</p> <table border="1"> <thead> <tr> <th>PPG</th> <th>RPG</th> <th>APG</th> <th>SPG</th> <th>BPG</th> <th>MPG</th> </tr> </thead> <tbody> <tr> <td>22.5</td> <td>9.0</td> <td>1.5</td> <td>1.0</td> <td>3.0</td> <td>26.0</td> </tr> </tbody> </table>	PPG	RPG	APG	SPG	BPG	MPG	22.5	9.0	1.5	1.0	3.0	26.0	<p>NOTES: Leads SEC in scoring, averaging 22.5 points per game... Tallied 6th double-double of his career with career-high 24 pts and 12 rbs vs. Trevecca... Scored 21 points vs. Lipscomb... Was named to the preseason All-SEC 1st team this season.</p>	<p>CAREER HIGHS Pts. - 24, vs. Trevecca (11/16/14) Rebs. - 13, vs. TAMU (2/15/14) Ast. - 2, 3x, last vs. Trevecca (11/16/14) Min. - 41, vs. TAMU (2/15/14)</p>
PPG	RPG	APG	SPG	BPG	MPG											
22.5	9.0	1.5	1.0	3.0	26.0											
34		<p>SHELBY MOATS F ★ 6-8 ★ 221 ★ Sr. ★ Waconia, Minn.</p> <table border="1"> <thead> <tr> <th>PPG</th> <th>RPG</th> <th>APG</th> <th>SPG</th> <th>BPG</th> <th>MPG</th> </tr> </thead> <tbody> <tr> <td>3.0</td> <td>4.0</td> <td>0.5</td> <td>0.5</td> <td>0.0</td> <td>10.0</td> </tr> </tbody> </table>	PPG	RPG	APG	SPG	BPG	MPG	3.0	4.0	0.5	0.5	0.0	10.0	<p>NOTES: Played in all 30 games in 2013-14... Scored six points and had eight rebounds vs. Trevecca... Graduated with degree in Economics in May... Named to the 2013 SEC Winter Academic Honor Roll and a 2014 CoSida All-Academic District 2 selection.</p>	<p>CAREER HIGHS Pts. - 9, vs. UK (1/10/13) Rebs. - 10, vs. UK (1/10/13) Ast. - 4, vs. Ole Miss (1/15/13) Min. - 36, vs. Ole Miss (1/15/13)</p>
PPG	RPG	APG	SPG	BPG	MPG											
3.0	4.0	0.5	0.5	0.0	10.0											
35		<p>JAMES SIAKAM F ★ 6-7 ★ 225 ★ R-Sr. ★ Douala, Cameroon</p> <table border="1"> <thead> <tr> <th>PPG</th> <th>RPG</th> <th>APG</th> <th>SPG</th> <th>BPG</th> <th>MPG</th> </tr> </thead> <tbody> <tr> <td>2.0</td> <td>6.0</td> <td>1.0</td> <td>0.0</td> <td>3.0</td> <td>19.0</td> </tr> </tbody> </table>	PPG	RPG	APG	SPG	BPG	MPG	2.0	6.0	1.0	0.0	3.0	19.0	<p>NOTES: Started 28 games in 2013-14... Averaged 7.2 points and 5.3 rebounds per game last year... Returned to floor vs. Lipscomb (2 pts, 6 rebs) after missing Trevecca and Sewanee games due to the death of his father in his native Cameroon.</p>	<p>CAREER HIGHS Pts. - 22, at TAMU (1/25/14) Rebs. - 13, vs. Lipscomb (11/15/13) Ast. - 4, 2x, last at Missouri (2/19/14) Min. - 37, vs. Texas A&M (2/15/14)</p>
PPG	RPG	APG	SPG	BPG	MPG											
2.0	6.0	1.0	0.0	3.0	19.0											
40		<p>JOSH HENDERSON C ★ 6-11 ★ 240 ★ R-Sr. ★ Roanoke, Va.</p> <table border="1"> <thead> <tr> <th>PPG</th> <th>RPG</th> <th>APG</th> <th>SPG</th> <th>BPG</th> <th>MPG</th> </tr> </thead> <tbody> <tr> <td>2.5</td> <td>3.5</td> <td>0.0</td> <td>0.0</td> <td>0.0</td> <td>11.0</td> </tr> </tbody> </table>	PPG	RPG	APG	SPG	BPG	MPG	2.5	3.5	0.0	0.0	0.0	11.0	<p>NOTES: Played in seven games and started three in 2013-14... Had season-high 12 points at Texas... Tore the ACL, MCL, and lateral meniscus in left knee vs. Marshall and missed rest of season... Graduated with a degree in Economics in May of 2014.</p>	<p>CAREER HIGHS Pts. - 13, 3x, last at UK (2/20) Rebs. - 7, 2x, last vs. Providence (11/22/13) Ast. - 4, vs. Bucknell (11/15/11) Min. - 32, 2x, last at Aub (3/2/13)</p>
PPG	RPG	APG	SPG	BPG	MPG											
2.5	3.5	0.0	0.0	0.0	11.0											



HEAD COACH KEVIN STALLINGS



THE STALLINGS FILE

Born: October 1, 1960
High School: Collinsville (Ill.) '78
College: Bachelor's Degree in Business Management and Marketing, Purdue, '82, Master's Degree in Counseling, Purdue, '85
Family: Wife, Lisa, three children, Jacob (23), Alexa (19), Jordyn (13)

WINNINGEST COACHES AT VANDERBILT

Coach	Yrs	Record	Pct
1. Kevin Stallings (1999-)	16	294-192	.605
2. Roy Skinner (1959, 1962-76)	16	278-135	.673
3. Bob Polk (1948-58, 1960-61)	13	197-106	.650
4. C.M. Newton (1982-89)	8	129-115	.529
5. Jan van Breda Kolff (1994-99)	6	104-81	.562
6. Josh Cody (1924-27, 1932-36)	9	98-100	.495
7. Eddie Fogler (1990-93)	4	81-48	.628

WINNINGEST COACHES AT MEMORIAL GYM

Coach	Yrs	Record
1. Kevin Stallings (2000-)	16	199-59
2. Roy Skinner (1959, 1962-76)	16	181-41
3. Bob Polk (1948-58, 1960-61)	8	96-15
4. C.M. Newton (1982-89)	8	91-37
5. Jan van Breda Kolff (1994-99)	6	75-20
6. Eddie Fogler (1990-93)	4	54-12

STALLINGS THROUGH THE YEARS

Year	School	Position	W-L	Conf.	Postseason
2015	Vanderbilt	Head Coach	2-0	-	-
2014	Vanderbilt	Head Coach	15-16	7-11	-
2013	Vanderbilt	Head Coach	16-17	8-10	-
2012	Vanderbilt	Head Coach	25-11	10-6	NCAA Third Round
2011	Vanderbilt	Head Coach	23-11	9-7	NCAA Second Round
2010	Vanderbilt	Head Coach	24-9	12-4	NCAA First Round
2009	Vanderbilt	Head Coach	19-11	8-8	-
2008	Vanderbilt	Head Coach	26-8	10-6	NCAA First Round
2007	Vanderbilt	Head Coach	22-12	10-6	NCAA Regional Semifinals
2006	Vanderbilt	Head Coach	17-13	7-9	NIT First Round
2005	Vanderbilt	Head Coach	20-14	8-8	NIT Quarterfinals
2004	Vanderbilt	Head Coach	23-10	8-8	NCAA Regional Semifinals
2003	Vanderbilt	Head Coach	11-18	3-13	—
2002	Vanderbilt	Head Coach	17-15	6-10	NIT First Round^
2001	Vanderbilt	Head Coach	15-15	4-12	—
2000	Vanderbilt	Head Coach	19-11	8-8	NIT First Round
1999	Illinois State	Head Coach	16-15	7-11	—
1998	Illinois State	Head Coach	25-6	16-2●#	NCAA Second Round
1997	Illinois State	Head Coach	24-6	14-4●#	NCAA First Round
1996	Illinois State	Head Coach	22-12	13-5	NIT Quarterfinals
1995	Illinois State	Head Coach	20-13	13-5	NIT Second Round
1994	Illinois State	Head Coach	16-11	12-6	—
1993	Kansas	Assistant	29-7	11-3●	NCAA Final Four
1992	Kansas	Assistant	27-5	11-3●#	NCAA Second Round
1991	Kansas	Assistant	27-8	10-4●	NCAA Final Four*
1990	Kansas	Assistant	30-5	11-3	NCAA Second Round
1989	Kansas	Assistant	19-12	6-8	—
1988	Purdue	Assistant	29-4	16-2●	NCAA Sweet 16
1987	Purdue	Assistant	25-5	15-3●	NCAA Second Round
1986	Purdue	Assistant	22-10	11-7	NCAA First Round
1985	Purdue	Assistant	20-9	12-6	NCAA First Round
1984	Purdue	Assistant	22-7	15-3●	NCAA First Round
1983	Purdue	Assistant	21-9	11-7	NCAA Second Round
1982	Purdue	Player	18-14	11-7	NIT Final Four
1981	Purdue	Player	21-11	10-8	NIT Final Four
1980	Purdue	Player	27-8	11-7#	NCAA Final Four*
1979	Belleville J.C.	Player	28-9	—	NJCAA Tournament

Totals at Vanderbilt (Head Coach)	293-192	118-126
Totals at Illinois State (Head Coach)	123-63	75-33
Head Coach Totals	416-255	193-158
Totals at Kansas (Assistant Coach)	132-37	49-21
Totals at Purdue (Assistant Coach)	139-44	
Totals at Purdue (playing)	66-33	

● Regular season conference champions; # Conference tournament champions; * Lost in National Championship game; ^ Included an Opening Round play-in game that Vanderbilt won over Houston.

25	In 33 seasons, his teams have made 25 tournament appearances, including 19 NCAA berths and three Final Fours.
24	20-Win Seasons in his career and 12 conference championships.
7	20-Win Seasons in last 10 seasons and total number of 20-win seasons at Vanderbilt, the most of any Commodore coach.
294	Number of victories at Vanderbilt. Now winningest all-time Vanderbilt coach, surpassing legendary VU mentor Roy Skinner vs. Lipscomb on November 15, 2013.
417	Total victories as a head coach.
3	SEC Players of the Year in his 15-year tenure - Dan Langhi (2000), Derrick Byers (2007), Shan Foster (2008).
26	All-SEC Performers during his time at Vanderbilt.
3	Consecutive trips to the NCAA Tournament (2010, 2011, 2012), the first time Vanderbilt has accomplished the feat.
6	NCAA Tournaments in the last nine seasons.
2	Sweet 16 appearances as Commodore mentor (2004, 2007).
45	At Vanderbilt, all 45 of his seniors either have earned or are currently working toward their college degree.
61	The Commodores won their first SEC Tournament crown in 61 years after defeating #1 Kentucky in final in 2012.
3	Only three losing seasons as a player or coach in 33 years.



VANDERBILT ATHLETIC COMMUNICATIONS

INTERVIEW POLICY

Vanderbilt head coach Kevin Stallings and selected Vanderbilt players will be available to the media before practice on a weekly basis during the non-conference season, and bi-weekly during the SEC season.

The times for those media sessions will be emailed to media members in advance of those pre-practice interviews.

Media may photograph the first 20 minutes of practice. All practices are closed to the public.

POSTGAME INTERVIEW POLICY

Vanderbilt head coach Kevin Stallings will enter the Memorial Gym interview room after the NCAA-mandated 10-minute cooling off period, followed by Vanderbilt players.

Visiting coach and player interviews will be at the discretion of the visiting SID.

VUCOMMODORES.COM

The official website of Vanderbilt athletics, vucommodores.com, includes pregame notes, season statistics, videos of press conferences and meetings with the media, live stats, twitter feeds, and streaming audio and video of everything that is Commodore athletics.

@VANDYMBB

The official Twitter feed of Vanderbilt men's basketball, follow the latest information and get breaking news on Commodore basketball.

QUICK FACTS

Location Nashville, Tenn.
Founded 1873
Conference Southeastern (East)
Enrollment 6,738
Nickname Commodores
Colors Black and Gold
Home Arena Memorial Gymnasium (14,316)
Chancellor Nicholas Zeppos
Vice Chancellor David Williams II
Faculty Rep. Dr. Susan Wente

Basketball Staff

Head Coach Kevin Stallings
Record Overall 417-255 (22)
Record at Vanderbilt 294-191 (16)
Assistant Coaches Adam Cohen, Derrick Jones, Tom Richardson,
Director of Operations Dan Cage
Athletic Trainer Shannon Gordon
Academic Counselor Neal Clark
Administrative Assistant Debbie Green
Strength and Conditioning Coach Garry Christopher
Office Number (615) 322-6530

Athletic Communications

Men's Basketball SID Andy Boggs
Media Relations Address 2601 Jess Neely Dr. Nashville, TN 37212
Office Phone (615) 343-1847
Office Fax (615) 343-7064
E-Mail Andy.Boggs@Vanderbilt.edu

Table with 3 rows: 3 (The Commodores started three true freshmen...), NASHVILLE (The Commodores will open the season...), INTER NATIONAL (The Commodores are represented by two countries...), 63 (Memorial Gym, the oldest gymnasium...), 123-14 (Coach Stallings' record at Memorial Gym...), SIAKAM (Senior forward James Siakam missed the Trevecca game...)

2014-15 TRENDS

Table of trends: Winning Opening Tip 2-0, Losing Opening Tip 0-0, VU Scores First 2-0, Opponent Scores First 0-0, Leading at Halftime 2-0, Trailing at Halftime 0-0, Tied at Halftime 0-0, Leading with Five Minutes Remaining 2-0, Trailing with Five Minutes Remaining 0-0, Tied with Five Minutes Remaining 0-0, Leading with Two Minutes Remaining 2-0, Trailing with Two Minutes Remaining 0-0, Tied with Two Minutes Remaining 0-0, Overtime 0-0, Games Decided by Three Points or Less 0-0, Games Decided by 4-10 Points 1-0, Games Decided by 11-20 Points 0-0, Games Decided by 21-plus Points 1-0, VU Shoots 50% or Better 1-0, VU Shoots 40% or Better 2-0, VU Shoots Lower Than 40% 0-0, Opponent Shoots 50% or Better 0-0, Opponent Shoots 40% or Better 0-0, Opponent Shoots Lower Than 40% 2-0, VU Outshoots Opponent 2-0, VU Outshot by Opponent 0-0, Shoot Same Percentage 0-0, VU Scores 70 Points or More 2-0, VU Scores Less Than 70 Points 0-0, VU Scores 80 Points or More 1-0, VU Scores 90 Points or More 0-0, Opponent Scores 70 Points or More 0-0, Opponent Scores Less Than 70 Points 2-0, Opponent Scores 80 Points or More 0-0, Opponent Scores 90 Points or More 0-0, Makes More 3-Pointers Than Opponent 0-0, Makes Fewer 3-Pointers Than Opponent 0-0, 3-Pointers are Equal 2-0, Outrebounded Opponent 2-0, Outrebounded by Opponent 0-0, Rebounds are Equal 0-0, Playing on National TV 0-0, Playing on Regional TV 1-0, Online Only 1-0, Playing on Weekday 2-0, Playing on Weekend 0-0, Game Tips Before 6 p.m. CT (afternoons) 0-0, Game Tips After 6 p.m. CT (evenings) 2-0, In White Uniforms 2-0, In Black Uniforms 0-0, In Gold Uniforms 0-0, In November 2-0, In December 0-0, In January 0-0, In February 0-0, In March 0-0, Home 2-0, Neutral 0-0, Away 0-0

Conferences

vs. Non-Conference 2-0
Division II 1-0
Atlantic Sun 1-0

Lineups

Kornet, Jones, LaChance, Mitchell, Roberson 2-0



ABOUT TENNESSEE STATE

QUICK FACTS

Location Nashville, Tenn.
Founded 1912
Conference Ohio Valley
Enrollment 9,165
Nickname Tigers
Colors Royal Blue and White
Home Arena Gentry Center (10,500)
President Dr. Glenda Glover
Athletics Director Teresa Phillips

Basketball Staff

Head Coach Dana Ford
Record Overall 2-1 (1)
Record at Tenn. State 2-1 (1)
Assistant Coaches Randy Peele, Rodney Hampton,
 Pierre Jordan

- Tennessee State enters the game with a 2-1 overall record after defeating Fisk, 75-60, on November 20.
- Jay Harris leads the Tigers in scoring with 16.7 points per game. Marcus Roper (12.7) and Xavier Richards (12.3) also average double figures.
- Tennessee State head coach Dana Ford is in his first season after being an assistant at Illinois State under former Commodore assistant coach, now Redbird head coach Dan Muller.
- Vanderbilt owns a 7-0 overall record against the Tigers, with the last meeting coming on December 19, 2009 - an 84-71 win at Memorial Gym. All seven previous meetings have been at Memorial.

STAT COMPARISON

	VU	TENN. ST.
	All	All
Record	2-0	2-1
Scoring Offense	77.5	79.7
Scoring Defense	59.0	70.0
Scoring Margin	+18.5	+9.7
FG%	.478	.491
FG% Defense	.311	.377
3FG%	.351	.349
3FG% Defense	.277	.343
Free Throw %	.604	.605
Rebounding	48.0	43.3
Rebounding Margin	+15.0	+9.3
Turnovers/game	13.5	16.0
Opponent Turnovers	10.5	12.7
Steals	3.5	5.0
Blocks	8.5	4.0

VANDERBILT RADIO NETWORK

FISHER, THOMPSON COURTSIDE TO CALL ACTION ON VANDERBILT RADIO NETWORK FROM IMG COLLEGE

Joe Fisher and Tim Thompson are back at courtside this season, describing the action of every Commodore game to Vanderbilt followers throughout the Southeast.

Fisher, the Voice of the Commodores, will anchor Vanderbilt play-by-play for the 17th consecutive year.

A Nashville native, Fisher also handles the play-by-play broadcasting duties for Commodore football and a select number of baseball games. He also serves as the Director of Broadcasting for Vanderbilt Student Athletics.

Prior to working for Vanderbilt, Fisher served as a television sports anchor in the Nashville market (1987-1996), with stints at WSMV-4 and WKRN-2. He also worked in the public relations field for two years.

Thompson, who is in his 14th year providing color commentary, played for Vanderbilt from 1975-79, receiving the Outstanding Leader and Civitan Sportsmanship Awards. He currently works with Nike College Sports Marketing.

Broadcast Engineer Bob Horner is in his 32nd year courtside producing broadcasts of Commodore basketball. During his tenure, Horner has worked more than 750 games for Vanderbilt.

The broadcasts are produced by IMG College, the exclusive multi-media rightsholder for Vanderbilt. Jeff Miller is the general manager.

All games can be heard on the Vanderbilt radio affiliates below and for free online on vucommodes.com.

Radio Affiliates

WLAC 1510-AM	Nashville*
WNSR 560-AM	Nashville
WNSR 95.9 FM	Nashville
WPLZ 106.9 FM	Chattanooga
WEKR 1240-AM	Fayetteville
WJJM 1490-AM	Lewisburg
WMSR 1320-AM	Manchester
WMPS 1210-AM	Memphis
WDUC 93.9-FM	Tulahoma

* Commodore Flagship Station

SCORING LOST	The Commodores lost their first, third, and fourth leading scorers from 2013-14 in seniors Rod Odom, Kyle Fuller, and junior Dai-Jon Parker. Odom, a second-team All-SEC selection by the league's coaches, averaged 13.6 points per game, while Fuller added 11.0 ppg and Parker 8.3 ppg. Odom and Fuller both graduated, while Parker transferred for his senior season.
KORNET	Sophomore seven-footer Luke Kornet was one of only eight seven footers in the SEC in 2013-14, but was the only one who shot threes on a regular basis. Kornet finished 21-89 for the season, and was one of only two to have shot a three in 2013-14 (Darcy Malone, LSU, 3-7 in 2013-14). Against Ole Miss in Oxford last year, he scored a career high 13 points in a career-best 34 minutes of action, and most recently against Lipscomb, scored 11 points and tied his career high with three three's made.
SEC NETWORK+	Vanderbilt will produce four contests this season in house for the SEC Network Plus Digital Network. Local radio personality Kevin Ingram will serve as the play-by-play man for the games, with the games being produced by Doug Stanton, a former producer for WGN Sports, where he produced Cubs, Blackhawks, and Bulls games, and for FSN Midwest, where he produced St. Louis Cardinals broadcasts.
STRONG 2015 SIGNING CLASS	Head Coach Kevin Stallings recently signed four players to National Letters of Intent for next season - Djery Baptiste, a 6'11 center from Plano, Texas, Camron Justice, a 6'2 guard from Hindman, Kentucky, Samir Sehic, a 6'9 forward from Cypress, Texas, and Joseph Toye, a 6'7 wing from Chicago, each signed with the Commodores on the first day of the signing period on November 12.
STAFF ADDITIONS	Head coach Kevin Stallings added assistant coaches Adam Cohen and Derrick Jones to his staff this past offseason. Cohen comes to Vanderbilt after spending one season on Tommy Amaker's staff at Harvard, while Jones comes to Nashville after spending four seasons at Louisiana Tech.
UP NEXT	Vanderbilt remains home for the last of a four-game home stand to begin the season when the Commodores take on Norfolk State (6 pm, FSN).



LAST TIME OUT

BOX SCORE VS. LIPSCOMB

Official Basketball Box Score -- Game Totals -- Final Statistics
Lipscomb vs Vanderbilt
11/20/14 8 p.m. at Nashville, Tenn. (Memorial Gym)

Lipscomb 62 • 1-2

##	Player	Total			3-Ptr			Rebounds			PF	TP	A	TO	Blk	Stl	Min
		FG-FGA	FG-FGA	FT-FTA	FG-FGA	FG-FGA	FT-FTA	Off	Def	Tot							
32	Wishon, Brett	f	2-9	2-7	0-0	1	5	6	1	6	1	2	2	0	0	35	
35	Smith, Martin	f	1-11	1-8	7-8	2	1	3	1	10	3	2	0	0	0	32	
02	Williams, Josh	g	5-9	0-4	2-3	2	3	5	4	12	1	1	1	1	24		
10	Denny, Talbott	g	2-3	0-0	0-0	2	1	3	3	4	0	0	1	0	23		
22	Hampton, J.C.	g	5-12	2-4	1-2	1	3	4	3	13	1	0	0	1	28		
04	Moran, Nathan		2-5	2-5	1-1	0	1	1	1	7	1	1	0	0	11		
11	Duvall, Asa		0-0	0-0	0-0	0	0	0	0	0	0	1	0	0	4		
14	Lang, Chad		1-1	0-0	1-2	1	3	4	4	3	0	0	1	0	9		
20	Johnson, Chad		0-0	0-0	0-0	1	0	1	0	0	0	0	0	0	4		
23	Korn, Aaron		0-0	0-0	0-0	0	2	2	0	0	0	0	0	0	5		
52	Smith, Malcolm		1-7	0-0	5-10	2	4	6	2	7	0	2	1	2	23		
55	Brammeier, George		0-0	0-0	0-0	0	0	0	0	0	0	0	0	0	2		
Team						2	0	2									
Totals			19-57	7-28	17-26	14	23	37	19	62	7	9	6	4	200		

FG % 1st Half: 8-27 29.6% 2nd half: 11-30 36.7% Game: 19-57 33.3%
 3FG % 1st Half: 4-14 28.6% 2nd half: 3-14 21.4% Game: 7-28 25.0%
 FT % 1st Half: 5-9 55.6% 2nd half: 12-17 70.6% Game: 17-26 65.4%

Deadball Rebounds 4

Vanderbilt 72 • 2-0

##	Player	Total			3-Ptr			Rebounds			PF	TP	A	TO	Blk	Stl	Min
		FG-FGA	FG-FGA	FT-FTA	FG-FGA	FG-FGA	FT-FTA	Off	Def	Tot							
03	KORNET, Luke	f	4-6	3-4	0-0	0	3	3	4	11	0	2	1	0	21		
11	ROBERSON, Jeff	f	2-6	1-2	0-0	3	5	8	3	5	2	1	1	0	24		
30	JONES, Damian	c	8-15	0-0	5-7	2	4	6	3	21	1	4	2	1	29		
00	MITCHELL, Shelton	g	1-4	0-1	2-2	1	3	4	3	4	3	2	0	0	18		
13	LACHANCE, Riley	g	3-10	0-2	3-4	0	5	5	1	9	6	1	0	0	33		
04	BALDWIN IV, Wade		5-6	1-2	0-1	1	6	7	0	11	5	0	0	3	29		
05	FISHER-DAVIS, Matthe		2-7	2-4	0-0	0	1	1	2	6	1	1	1	0	15		
10	WATKINS, Nathan		0-0	0-0	0-0	0	0	0	0	0	0	0	0	0	1		
14	JOSEPHS, Carter		0-0	0-0	0-2	0	0	0	0	0	0	0	0	0	1		
34	MOATS, Shelby		0-0	0-0	0-0	0	0	0	0	0	0	0	0	1	3		
35	SIKAM, James		1-3	0-0	0-0	3	3	6	4	2	1	0	3	0	19		
40	HENDERSON, Josh		1-2	0-0	1-2	2	0	2	2	3	0	0	0	0	7		
Team						1	0	1									
Totals			27-59	7-15	11-18	13	30	43	22	72	19	11	8	5	200		

FG % 1st Half: 15-34 44.1% 2nd half: 12-25 48.0% Game: 27-59 45.8%
 3FG % 1st Half: 4-9 44.4% 2nd half: 3-6 50.0% Game: 7-15 46.7%
 FT % 1st Half: 6-7 85.7% 2nd half: 5-11 45.5% Game: 11-18 61.1%

Deadball Rebounds 3

Officials: Anthony Jordan, Brent Hampton, Marc Ellard
 Technical fouls: Lipscomb-None. Vanderbilt-None.
 Attendance: 8415

Score by periods	1st	2nd	Total
Lipscomb	25	37	62
Vanderbilt	40	32	72

Points	In Paint	Off T/O	2nd Chance	Fast Break	Bench
LIP	18	12	13	3	17
VU	30	9	9	18	22

Last FG - LIP 2nd-00:36, VU 2nd-01:18.
 Largest lead - LIP by 2 1st-17:52, VU by 16 2nd-01:17.
 LIP led for 00:26. VU led for 38:40. Game was tied for 00:15.

Score tied - 0 times.
 Lead changed - 2 times.

RECAP

NASHVILLE, Tenn. (AP) - Damian Jones started strong and finished strong - just what Vanderbilt needed.

The 6-foot-10 center scored 21 points and had six rebounds, leading the Commodores to a 72-62 win over Lipscomb on Thursday night.

"We better have that card to play or we're going to have some trouble on nights," Vanderbilt coach Kevin Stallings said. "We were able to get him the ball and he made some nice moves. He made a nice jump shot out there on the perimeter, which he's worked hard on and been excited to break out."

Stallings has high hopes for Jones, a preseason All-Southeastern Conference selection.

"He's really tough and he's proven that at the highest level," Lipscomb coach Casey Alexander said. "You just can't let him inch his way closer to the rim. He's going to catch it and they do a lot of good stuff to get him the ball at the optimal spot."

Jones hit 8 of 15 from the floor and 5 of 7 from the foul line.

"We have a lot of plays set up to get the ball to me in the post," Jones said. "It keeps me going, it keeps my energy high always getting me the ball."

Luke Kornet and Wade Baldwin IV added 11 points each for the Commodores.

Lipscomb (1-2) narrowed the deficit to 52-49 on Martin Smith's foul shot with 10:08 left, but Vanderbilt's Jeff Roberson and Baldwin answered with back-to-back 3-pointers to ignite a 13-2 run as the Commodores pulled away.

Lipscomb's Josh Williams was held to 12 points, 10.5 below his average.

"I thought we did a reasonably good job on him," Stallings said. "I thought our zone was very effective. We probably played more zone than I anticipated playing. I think maybe the zone helped slow him down perhaps a little bit."

J.C. Hampton led Lipscomb with 13 points.

The Commodores (2-0) started three freshmen and two sophomores against the Bisons, members of the Atlantic Sun Conference.

Vanderbilt dominated inside, outscoring Lipscomb 30-18 in the paint.

Vanderbilt took charge quickly with a 16-1 run that gave the Commodores a 19-6 lead as Lipscomb went over 7 minutes without a field goal.

Vanderbilt's James Siakam had six rebounds and two points after missing the season-opening win over Trevecca to attend his father's funeral in Cameroon.

Lipscomb shot just 33.3 percent from the floor.



2014-15 Roster

No.	Name	Pos.	Ht.	Wt.	Cl.-Yr	Hometown (Previous School)
0	Shelton Mitchell	G	6-3	186	Fr. - 1st	Waxhaw, N.C. (Oak Hill Academy)
3	Luke Kornet	F	7-0	240	So. - 2nd	Lantana, Texas (Liberty Christian)
4	Wade Baldwin IV	G	6-3	195	Fr. - 1st	Belle Mead, N.J. (St. Joseph)
5	Matthew Fisher-Davis	G	6-5	173	Fr. - 1st	Charlotte, N.C. (Butler)
10	Nathan Watkins	G	6-5	195	Jr.-3rd	Brentwood, Tenn. (Ensworth School)
11	Jeff Roberson	F	6-6	206	Fr.-1st	Houston, Texas (The Kinkaid School)
12	Phillip McGloin	G	6-1	178	Fr.-1st	Washington, D.C. (Sidwell Friends)
13	Riley LaChance	G	6-2	194	Fr.-1st	Brookfield, Wis. (Brookfield Central)
14	Carter Josephs	G	6-0	180	Jr.-3rd	San Antonio, Texas (Tom C. Clark)
30	Damian Jones	F/C	6-10	248	So.-2nd	Baton Rouge, La. (Scotlandville Magnet)
34	Shelby Moats	F	6-8	221	Sr.-4th	Waconia, Minn. (Waconia)
35	James Siakam	F	6-7	225	R-Sr.-5th	Douala, Cameroon (Brehm Prep (Ill.))
40	Josh Henderson	C	6-11	240	R-Sr.-5th	Roanoke, Va. (Cave Spring)
42	Nolan Cressler	G	6-4	204	F-So.-3rd	Pittsburgh, Pa. (Cornell/Plum HS)

COACHING STAFF

Head Coach..... **Kevin Stallings** (Purdue, 1982) - 16th
 Assistant Coach..... **Adam Cohen** (Arizona, 2008) - 1st
 Assistant Coach..... **Derrick Jones** (Samford, 2001) - 1st
 Assistant Coach..... **Tom Richardson** (St. Xavier (Ill.), 1977) - 12th
 Director of Operations..... **Dan Cage** (Vanderbilt, 2007) - 5th
 Director of Video Operations.. **Julian Terrell** (Vanderbilt, 2006) - 2nd

SUPPORT STAFF

Athletic Communications Dir. **Andy Boggs** (Florida State, 1998)
 Academic Support..... **Neal Clark** (Kentucky, 1992)
 Athletic Trainer..... **Shannon Gordon** (Indiana State, 1992)
 Strength and Conditioning..... **Garry Christopher** (Baylor, 2009)

PRONUNCIATION GUIDE

Jeff Roberson..... **ROE-ber-son**
 James Siakam..... **See-OCK-em**

ROSTER BY CLASS

Seniors (3)

Josh Henderson..... Roanoke, Va.
Shelby Moats..... Waconia, Minn.
James Siakam..... Douala, Cameroon

Juniors (2)

Carter Josephs..... San Antonio, Texas
Nathan Watkins..... Nashville, Tenn.

Sophomores (3)

Damian Jones..... Baton Rouge, La.
Luke Kornet..... Lantana, Texas
Nolan Cressler..... Pittsburgh, Pa.

Freshman (6)

Wade Baldwin IV..... Belle Mead, N.J.
Matthew Fisher-Davis..... Charlotte, N.C.
Riley LaChance..... Brookfield, Wisc.
Phillip McGloin..... Washington, D.C.
Shelton Mitchell..... Waxhaw, N.C.
Jeff Roberson..... Houston, Texas



MEMORIAL MAGIC - THE HOME TO VANDERBILT HOOPS SINCE 1952

HISTORIC MEMORIAL GYMNASIUM IN 63RD SEASON

Storied Memorial Gymnasium is in its 63rd season as the host venue of Vanderbilt basketball. The SEC's most historic hoops setting has played host to more than 850 men's contests as well as the 1984 and 1991 SEC Tournaments and 40 men's and women's NCAA Tournament contests (since the early 1980s).

As the oldest gymnasium in the SEC, Memorial Gymnasium is renowned for its end zone benches, raised floor and unique atmosphere. It was dedicated in 1952 as a memorial to all Vanderbilt men and women who served in World War II. It was built by the late master architect Edwin Keeble, who was commissioned to build a combination gymnasium/concert hall.

.781	All-time winning percentage at Memorial Gym (745-209).
199	Career wins at Memorial Gym for Kevin Stallings, and is the facility's all-time wins leader.
.900	Winning percentage against non-conference opponents since 1990 (190-21).
123-14	Stallings' non-conference record at home.
6	Undefeated seasons at home.

Winningest Coaches at Memorial Gymnasium

Coach	Yrs	Record
1 Kevin Stallings (2000-Present)	16	199-59
2. Roy Skinner (1959, 1962-76)	16	181-41
3. Bob Polk (1948-58, 1960-61)	8	96-15
4. C.M. Newton (1982-89)	8	91-37
5. Jan van Breda Kolff (1994-99)	6	75-20
6. Eddie Fogler (1990-93)	4	54-12

Stallings' Year-By-Year Record At Memorial Gym

Year	Won	Lost
2014-15	2	0
2013-14	10	6
2012-13	9	6
2011-12	13	5
2010-11	14	3
2009-10	14	2
2008-09	13	4
2007-08	19	0
2006-07	14	3
2005-06	10	6
2004-05	17	2
2003-04	15	2
2002-03	10	6
2001-02	13	4
2000-01	12	7
1999-00	14	3

ANNUAL ATTENDANCE FIGURES

Year	All Games	Attendance	Average	NCAA Rank	SEC Games	SEC Attendance	Average
2014-15	2	15,996	7,998	-	-	-	-
2013-14	16	152,539	9,534	45	9	92,455	10,273
2012-13	15	159,557	10,637	36	9	100,986	11,221
2011-12	18	246,561	13,698	18	8	112,368	14,046
2010-11	17	234,632	13,802	18	8	114,346	14,293
2009-10	16	217,965	13,623	21	8	113,539	14,192
2008-09	17	225,686	13,276	25	8	112,833	14,104
2007-08	19	254,954	13,418	22	8	113,713	14,214
2006-07	17	204,511	12,030	31	8	109,043	13,630
2005-06	16	195,159	12,197	24	8	108,258	13,532
2004-05 [^]	19	191,678	10,088	43	8	105,357	13,170
2003-04	17	192,301	11,312	33	8	106,990	13,374
2002-03	16	153,123	9,570	46	8	96,906	12,113
2001-02	17	150,325	8,843	50	8	93,873	11,734
2000-01	19	186,468	9,814	45	8	102,055	12,757
1999-00*	18	197,770	10,987	30	8	106,741	13,343
1998-99	16	192,538	12,034	26	8	106,128	13,266
1997-98	16	213,974	13,373	21	8	117,819	14,727
1996-97	16	207,771	12,986	25	8	120,214	15,027
1995-96	18	226,354	12,575	28	8	112,996	14,125
1994-95	13	183,042	14,080	17	8	118,932	14,867
1993-94	16	223,997	14,000	15	8	121,345	15,168
1992-93	14	212,156	15,154	11	8	122,536	15,317
1991-92	17	210,585	12,387	29	8	115,104	14,388
1990-91	16	214,638	13,415	19	9	133,482	14,831
1989-90	19	259,992	13,684	18	9	136,136	15,126
1988-89	15	224,657	14,977	13	9	137,212	15,246
1987-88	16	223,747	13,984	14	9	138,393	15,377
1986-87	17	226,343	13,314	14	9	130,854	14,539
1985-86	15	200,806	13,387	14	9	128,059	14,229
1984-85	16	194,390	12,149	17	9	122,514	13,613
1983-84	18	249,292	13,850	10	9	135,546	15,050
1982-83	17	237,584	13,976	9	9	135,418	15,046
1981-82	14	202,225	14,445	9	9	131,699	14,633
1980-81	15	227,478	15,165	9	9	136,436	15,160
1979-80	15	228,029	15,202	5	9	138,754	15,417
1978-79	14	215,330	15,380	5	9	139,930	15,547
1977-78	14	207,375	14,813	5	9	134,232	14,915
1976-77	15	211,966	14,131	4	9	149,108	16,568
1975-76	13	180,901	13,915	-	9	135,375	15,042
1974-75	12	178,527	14,877	-	9	134,304	14,923
1973-74	12	182,728	15,227	-	9	140,252	15,584
1972-73	12	173,567	14,464	-	9	131,193	14,577
1971-72	12	156,778	13,065	-	9	120,172	13,352
1970-71	12	170,634	14,220	-	9	130,260	14,473
1969-70	12	176,763	14,730	-	9	135,745	14,861
1968-69	12	126,896	10,575	-	9	95,300	10,589
1967-68	12	129,722	10,810	-	9	96,274	10,697
1966-67	12	105,492	8,791	-	9	79,173	8,797
1965-66	12	106,022	8,835	-	9	62,368	8,910
1964-65	12	98,821	8,235	-	9	65,712	8,214
1963-64	12	84,827	7,069	-	6	35,684	5,947
1962-63	12	75,261	6,272	-	6	46,183	6,598
1961-62	13	73,640	5,665	-	8	47,357	5,920
1960-61	13	74,187	5,707	-	7	45,549	6,507
1959-60	14	76,199	5,443	-	8	46,064	5,758

[^] First year capacity increased from 14,168 to 14,316; * First year capacity decreased from 15,311 to 14,168



**VANDERBILT BASKETBALL
QUICK HITTERS**

- This is the 112th year of Vanderbilt basketball, with the first season taking place in 1900-01. There were no teams in 1904-05 and 1905-06.
- The Commodores have been to 13 NCAA Tournaments and 11 NIT's. Vanderbilt advanced to the Elite 8 in 1965 (field of 23), and the Sweet 16 in 1988, 1993, 2004, and 2007. The Commodores captured the NIT Championship in 1990 and finished runner-up in 1994.
- The Commodores are a charter member of the SEC, with the 2013-14 season being the 80th year in the conference.
- Vanderbilt is the only private institution in the SEC with the lowest enrollment of any of the 14 schools (6,738).
- Vanderbilt's Perry Wallace became the first African-American scholarship basketball player in the SEC when he took the court in 1967.
- The Commodores have 43 career 1,000-point scorers, with Shan Foster (2004-08) the all-time leading scorer with 2,011 career points.
- Vanderbilt has had 12 All-Americans since 1950. They are: Billy Joe Adcock (1950), Clyde Lee (1965), Tom Hagan (1969), Jan van Breda Kolff (1974), Will Perdue (1988), Billy McCaffrey (1993), Dan Langhi (2000), Matt Freije (2004), Derrick Byars (2007), Shan Foster (2008), and John Jenkins (2011).
- The Commodores had three players drafted in the first 31 picks of the 2012 NBA Draft - John Jenkins, Atlanta, 23rd pick, Festus Ezeli, Golden State, 30th pick, Jeffery Taylor, Charlotte, 31st pick - the most by the Commodores in one draft. In all, 35 Vanderbilt players have been selected in the NBA Draft since 1950.
- The Commodores ended a 61-year SEC Tournament drought in 2012 by claiming the tournament championship in New Orleans, the team's first SEC championship since 1951.
- Coach Stallings is the winningest coach in Vanderbilt history after surpassing legendary mentor Roy Skinner on November 15, 2013, against Lipscomb.
- Stallings has led his Commodore teams to 10 postseason tournaments since his arrival in 1999 and has had seven 20+-win seasons. His 2004 and 2007 teams advanced to the Sweet 16 for the first time since the tournament expanded to 64+ teams.
- Stallings has appeared in the NCAA Tournament six times, including a stretch of three consecutive appearances from 2010-2012. It was the first time in school history that Vanderbilt has advanced to three consecutive NCAA Tournaments.
- All three of the university's top all-time scorers played for Coach Stallings (Foster, Jeffery Taylor, Matt Freije). John Jenkins, who is 10th on the list, also played for him.
- Vanderbilt's intercollegiate athletics teams are nicknamed the Commodores, in honor of the nickname given to founder Cornelius Vanderbilt, who made his fortune in shipping. Vanderbilt donated \$1 million to begin "Central University" in 1875 - the campus was later renamed for Cornelius because of his generosity. Cornelius never stepped foot on the campus that bears his namesake.

INS AND OUTS

Career Games Played

Player	Games	Starts	Cons. Starts
Shelby Moats	79	10	0
James Siakam	71	29	0
Josh Henderson	51	24	0
Damian Jones	33	30	30
Luke Kornet	32	4	3
Carter Josephs	27	1	1
Nathan Watkins	16	0	0
Wade Baldwin IV	2	0	0
Matthew Fisher-Davis	2	0	0
Riley LaChance	2	2	2
Shelton Mitchell	2	2	2
Jeff Roberson	2	2	2

Double-Digit Scoring Games

Player	Career (Record)	'14-15	Cons.
Damian Jones	22 (11-11)	2 (2-0)	2 (2-0)
Josh Henderson	11 (7-4)	-	-
James Siakam	6 (5-1)	-	-
Luke Kornet	5 (4-1)	2 (2-0)	2 (2-0)
Riley LaChance	1 (1-0)	1 (1-0)	-
Wade Baldwin IV	1 (1-0)	1 (1-0)	1 (1-0)

Double-Digit Rebounding Games

Player	Career	'14-15	Cons.
Damian Jones	5 (2-3)	1 (1-0)	-
James Siakam	4 (3-1)	-	-
Shelby Moats	1 (0-1)	-	-

Double-Doubles

Player	Career	'14-15	Cons.
Damian Jones	6 (2-4)	1 (1-0)	1 (1-0)
James Siakam	3 (3-0)	-	-

2014-15 Lineup Record
Mitchell, LaChance, Roberson, Kornet, Jones2-0

PRESEASON SEC POLL

PRESEASON MEDIA POLL -- PTS

Kentucky (20)	280
Florida	258
Arkansas	226
LSU	223
Georgia	204
Ole Miss	168
Missouri	123
Auburn	113
Texas A&M	111
Alabama	109
Vanderbilt	89
South Carolina	86
Tennessee	75
Mississippi State	35

***First-Place Votes in Parentheses**

MEDIA VOTE - PRESEASON ALL-SEC

FIRST TEAM ALL-SEC

- Bobby Portis - Arkansas, F, 6-11, 242, So., Little Rock, Ark.
- Michael Frazier II - Florida, G, 6-4, 194, Jr., Tampa, Fla.
- Aaron Harrison - Kentucky, G, 6-6, 212, So., Richmond, Texas
- Jordan Mickey - LSU, F, 6-8, 235, So., Dallas, Texas
- Jarvis Summers - Ole Miss, G, 6-3, 186, Sr., Jackson, Miss.

SECOND TEAM ALL-SEC

- Charles Mann - Georgia, G, 6-5, 215, Jr., Alpharetta, Ga.
- Willie Cauley-Stein - Kentucky, F, 7-0, 240, Jr., Olathe, Kan.
- Andrew Harrison - Kentucky, G, 6-6, 210, So., Richmond, Texas
- Alex Poythress - Kentucky, F, 6-8, 238, Jr., Clarksville, Tenn.
- Karl-Anthony Towns - Kentucky, F, 6-11, 250, Fr., Piscataway, N.J.

SEC Player of the Year: Aaron Harrison, Kentucky



THE LAST TIME...

VANDERBILT INDIVIDUALS

Scoring:

Scored 25 points – Dai-Jon Parker (25), at Ole Miss, 3/8/2014

Scored 30 points –Jeffery Taylor (30), at Davidson, 12/7/2011

Scored 35 points – Billy McCaffrey (35), vs. Georgia, 2/24/1993

Scored 40 points – Shan Foster (42) vs. Mississippi State, 3/5/2008

Two Players Had 20 Points – Rod Odom (22), Kyle Fuller (20) vs. Arkansas, 2/8/14

Three Players Had 20 Points – Derrick Byars (28), Shan Foster (21) and Ross Neltner (20) vs. Toledo, 12/2/2006

Scored 20 Points in Two Straight Games – Kyle Fuller vs. Arkansas (20), 2/8/14, vs. S. Carolina (20), 2/13/14
Damian Jones vs. Trevecca (23) 11/16/14, vs. Lipscomb (21) 11/20/14

Scored 20 Points in Three Straight Games – John Jenkins at Ole Miss (26), 2/16/2012, at Georgia (28), 2/19/2012, vs. S. Carolina (21), 2/22/2012

Scored 20 Points in Four Straight Games – John Jenkins vs. Monmouth (25), 11/25/11, vs. Xavier (20), 11/28/11, at Louisville (27), 12/2/2011, at Davidson (22), 12/7/2011

Scored 20 Points in Five Straight Games – Shan Foster vs. Georgia (29), 2/23/2008; vs. Tennessee (32), 2/26/2008; at Arkansas (22), 3/1/2008; vs. Mississippi State (42), 3/5/2008; at Alabama (21), 3/8/2008

Scored 20 Points in Six Straight Games – Shan Foster vs. Georgia (29), 2/23/2008; vs. Tennessee (32), 2/26/2008; at Arkansas (22), 3/1/2008; vs. Mississippi State (42), 3/5/2008; at Alabama (21), 3/8/2008; vs. Auburn (26), 3/13/2008

Five Players Scored in Double Figures – Kyle Fuller (16), Damian Jones (13), Eric McClellan (12), Rod Odom (11) and Luke Kornet (11) vs. Morgan State 11/23/13

Six Players Scored in Double Figures – Jeffery Taylor (16), George Drake (14), Jermaine Beal (12), Festus Ezeli (11), Brad Tinsley (11), and A.J. Ogilvy (10) vs. Central Arkansas, 11/26/2008

Four Players with 15 or more points – Jeffery Taylor (20), John Jenkins (17), Brad Tinsley (16), Lance Goulbourne (16), Festus Ezeli (15) at LSU, 2/26/2011

Double-Doubles:

Double-Double –Damian Jones (10 points, 11 rebounds) at Ole Miss, 3/8/2014
-Damian Jones (24 points, 12 rebounds) vs. Trevecca 11/16/14

-Luke Kornet (10 points, 10 rebounds) vs. Trevecca 11/16/14

20-10 game – James Siakam (22 points, 10 rebounds) at Texas A&M, 1/25/2014

30-10 game – A.J. Ogilvy (33 points, 10 rebounds) vs. Oregon, 11/11/2011

Back-to-back 20-10 games – Matt Freije vs. South Carolina (26 points, 11 rebounds) 1/28/04; vs. Kentucky (20 points, 11 rebounds) 1/31/04

Double-Double in Points and Rebounds – Damian Jones (10 points, 11 rebounds) at Ole Miss, 3/8/2014

-Damian Jones (24 points, 12 rebounds) vs. Trevecca 11/16/14

-Luke Kornet (10 points, 10 rebounds) vs. Trevecca 11/16/14

Double-Double in Points and Assists –Kyle Fuller (12 points, 10 assists) vs. Tennessee, 2/5/2014

Double-Double in Points and Blocks – Never

Double-Double in Points and Steals – Never

Double-Double in Two Consecutive games – Kevin Bright vs. Villanova (12 points, 12 rebounds) 12/1/2012, at Xavier (11 points, 10 rebounds) 12/6/2011

Double-Double in three consecutive games – Dan Langhi vs. Notre Dame (33 points, 10 rebounds) 11/21/1998; vs. Morehead State (18 points, 10 rebounds) 11/24/1998; vs. Ohio State (14 points, 17 rebounds) 11/28/1998

Two players record double-double – Damian Jones (10 points, 13 rebounds), James Siakam (16 points, 10 rebounds) vs. Texas A&M, 2/15/2014

Triple-Doubles:

Triple-Double – Brad Tinsley (11 points, 10 rebounds, 10 assists) vs. Presbyterian, 11/12/2010

Field Goals:

Made 10 FG in a game – Jeffery Taylor (10) at Ole Miss, 2/16/2012

Damian Jones (10) vs. Trevecca 11/16/14

Made 11 FG in a game – Kedren Johnson (11) vs. Davidson, 11/22/2012

Made 12 FG in a game – Jeffery Taylor (12) vs. Longwood, 12/19/2011

Made 16 FG in a game – Shan Foster (16) vs. Mississippi State, 3/5/2008

Attempted 15 FG in a game – Rod Odom (18), Kyle Fuller (15) vs. LSU, 3/6/14, Damian Jones (15) vs. Lipscomb, 11/20/14

Attempted 16 FG in a game – Rod Odom (18) vs. LSU, 3/6/14

Attempted 17 FG in a game – Rod Odom (18) vs. LSU, 3/6/14

Attempted 18 FG in a game – Rod Odom (18) vs. LSU, 3/6/14

Attempted 19 FG in a game – Rod Odom (19) vs. Missouri, 1/16/14

Attempted 20 FG in a game – Kyle Fuller (21), at S. Carolina, 2/13/2014

Three-Pointers:

Made 5 3-pointers in a game –Dai-Jon Parker (5), at Ole Miss, 3/8/2014

Made 6 3-pointers in a game – Rod Odom (6) vs. Missouri, 1/16/14

Made 7 3-pointers in a game – John Jenkins (7) vs. Lafayette, 12/21/2011

Made 8 3-pointers in a game – Shan Foster (8) vs. UMass, 1/5/2008

Made 9 3-pointers in a game – Shan Foster (9) vs. Mississippi State, 3/5/2008

Attempted 10 3-pointers in a game – Rod Odom (13) vs. LSU, 3/6/14

Attempted 15 3-pointers in a game – John Jenkins (16) vs. Oregon, 11/11/2011

Free Throws:

Made 10 FT in a game – Kyle Fuller (10), at Georgia, 1/29/14

Made 12 FT in a game – James Siakam (12) vs. Texas A&M, 2/15/2014

Made 13 FT in a game – A.J. Ogilvy (13) vs. DePaul, 12/5/2009

Made 18 FT in a game – Matt Freije (18) vs. Indiana, 11/24/2003

Attempted 12 FT in a game – Kyle Fuller (13), vs. Arkansas, 2/8/14

Attempted 14 FT in a game – James Siakam (14) vs. Texas A&M, 2/15/2014

Attempted 15 FT in a game – Eric McClellan (15) at Texas, 12/2/2013

Rebounds:

10 Rebounds in a game – Damian Jones (11), at Ole Miss, 3/8/2014

-Damian Jones (12) vs. Trevecca 11/16/14

-Luke Kornet (10) vs. Trevecca 11/16/14

15 Rebounds in a game – Lance Goulbourne (16) at Marquette, 12/29/2011

10+ Rebounds in Three Consecutive Games – Lance Goulbourne (16) vs. Ole Miss, 1/19/2011; (10) vs. St. Mary's, 1/22/2011; (12) at Miss. State, 1/27/2011

Assists:

8 Assists – Carter Josephs (9) at Auburn, 2/22/14

9 Assists – Carter Josephs (9) at Auburn, 2/22/14

10 Assists – Kyle Fuller (10) vs. Tennessee, 2/5/2014

11 Assists – Mario Moore (13) vs. Arkansas, 2/19/2005

12 Assists – Mario Moore (13) vs. Arkansas, 2/19/2005

13 Assists – Mario Moore (13) vs. Arkansas, 2/19/2005

14 Assists – Billy McCaffrey (14) vs. Kentucky, 1/13/1993

5+ Assists in Four Consecutive Games

– Jermaine Beal (6) vs. South Carolina, 1/9/2008; at Kentucky (5), 1/12/2008; at Tennessee (5), 1/17/2008; vs. LSU (9), 1/19/2008

8+ Assists in Two Consecutive Games – Atiba Prater (9) at Georgia, 2/2/2000; (9) vs. Boston College, 2/6/2000

Blocks:

4 Blocked Shots – Damian Jones (4) vs. LSU, 3/6/14

-Damian Jones (4) vs. Trevecca 11/16/14

-Luke Kornet (4) vs. Trevecca 11/16/14

5 Blocked Shots – James Siakam (5) at LSU, 1/18/14

6 Blocked Shots – Damian Jones (6) vs. Northeastern, 1/4/14

7 Blocked Shots – Damian Jones (7) at S. Carolina, 2/13/14

Steals:

4 Steals – James Siakam (4) vs. Saint Louis, 12/30/13

5 Steals – Jeffery Taylor (5) vs. Oregon, (11/11/2011)

6 Steals – Dan Cage (6) vs. Furman, 11/28/2006

7 Steals – James Strong (8) vs. Morehead State, 11/24/1998

8 Steals – James Strong (8) vs. Morehead State, 11/24/1998

Minutes:

Played every minute – Rod Odom vs. Florida, 2/25/14

Played over 40 minutes – Rod Odom (42), Damian Jones (41), Kyle Fuller (44), Dai-Jon Parker (41) vs. Texas A&M (2/15/14)

All 5 starters played 40 minutes –Steve Tchiengang (40), Brad Tinsley (40), Lance Goulbourne (41), Jeffery Taylor (41), and John Jenkins (41), at Louisville, 12/2/2011

Fouls:

Technical Foul – TEAM, vs. LSU, 3/6/14

Fouled Out – James Siakam, at Ole Miss, 3/8/2014

Two Players Fouled Out – James Siakam, Eric McClellan, Damian Jones at Butler, 11/19/2013

Three Players Fouled Out – James Siakam, Eric McClellan, Damian Jones at Butler, 11/19/2013

TEAM

Started the game with Opponent Technical Foul – Furman bench, 12/22/2008

Scored 95 or more points – 99 vs. Longwood 12/19/11 (W, 99-71)

Scored 100 or more points – 102 at Ole Miss, 2/16/2012 (W, 102-76)

Scored 100 or more points (SEC game) – 102 at Ole Miss, 2/16/2012 (W, 102-76)

Scored 110 or more points – 113 vs. Alabama A&M 12/30/1998 (W, 113-71)

Scored 110 or more points (SEC game) – 111 vs. Alabama 2/21/1972 (W, 111-91)

Scored 120 or more points – 130 vs. Ole Miss 12/22/1970 (W, 130-112)

Scored 120 or more points (SEC game) – 130 vs. Ole Miss 12/22/1970 (W, 130-112)

Scored 130 or more points – 130 vs. Ole Miss 12/22/1970 (W, 130-112)

Scored less than 50 points – 38 at Tennessee (L, 76-38), 3/1/2014

Scored Less than 40 points – 38 at Tennessee (L, 76-38), 3/1/2014

Scored 20 or less points in half – 18 (1st half), 20 (2nd half) at Tennessee, 3/1/14, (L, 76-38)

Scored 90+ points in three consecutive games – 95 vs. Bradley, 11/24/2007 (W, 95-86); 91 vs. South Alabama, 11/29/2007 (W, 91-88); vs. Georgia Tech, 12/1/2007 (W, 92-79)



THE LAST TIME...

Allowed 90 or more points – 94, Florida, 1/25/2009 (L, 69-94)
Allowed 100 or more points – 106, Kentucky, 3/5/2003 (L, 44-106)
Allowed Less than 50 points – 49, Miss. State, 2/1/14 (W, 55-49)
Allowed 40 or Less points – 31, at Mississippi State, 2/23/2013 (W, 72-31)
Shot 60% or better – .625 vs. Northeastern, 1/4/14 (W, 79-49)
Shot over 67% FG – .679 vs. TSU, 12/19/2009 (W, 84-71)
Shot 50% or better – .511 vs. Arkansas, 2/8/14 (L, 77-75)
Shot lower than 30% - .224 at Florida 3/1/2014 (L, 76-38)
Allowed 60% shooting - .612 at Florida, 2/21/2009 (L, 68-82)
Scored 100 points in two consecutive games – 111 vs. North Alabama 12/20/1980 (W, 111-79) and 111 vs. Memphis 12/23/1980 (W, 111-96)
Scored 100 points in three consecutive games – Never
Scored 100 points in Consecutive SEC games – 104 vs. LSU 2/19/1972 (W, 104-83) and 111 vs. Alabama 2/21/1972 (W, 111-91)
Won game by 70 points or more – 71 vs. Union (Tenn.) (W, 95-24), 1911-12
Won game by 60 points or more – 71 vs. Union (Tenn.) (W, 95-24), 1911-12
Won game by 50 points or more – 51 vs. Army (W, 92-41) 11/14/1998
Lost by 25 or More Points – at Tennessee, 3/1/2014 (L, 76-38)
Game decided by one point – vs. Georgia, 2/27/2013 (W, 63-62)
Two consecutive games decided by one point – at South Carolina (L, 70-71) 1/7/1998 and Tennessee (W, 80-79) 1/10/1998
Three consecutive games decided by one point – Never
Shot 90% or Better from Free Throw Line – 94.4% vs. Georgia (17-18) 2/27/2013
Shot less than 50% from Free Throw Line – 46.9% vs. Morgan State (15-32) 11/23/13
Shot less than 20% from 3PT – .150 (3-20) vs. Ole Miss 1/22/14 (L, 63-52)
Attempted 30 FT – 32 (21-32) at Georgia, 1/29/2014
Attempted 35 FT – 37 (22-37) vs. Lipscomb, 11/15/2013 and 35 - (21-35) vs. Trevecca 11/16/14
Attempted 40 FT – 45 (30-45) vs. Georgia, 1/14/2012
Attempted five or less FT – 3 vs. Chamiana, 11/24/2009
Made 20 FT – 21, (21-32) at Georgia, 1/29/2014 and 21, (21-35) vs. Trevecca 11/16/14
Made 30 FT – 30 at Ole Miss, 2/16/2012
Made 15 3FG – 17 vs. Ole Miss, 1/15/2013
Won an Overtime Game – vs. Texas A&M, 2/15/2014 (W, 57-54)
Lost an Overtime Game - at Butler, 11/19/2013 (L, 85-77)
Played Two Overtimes – at Kentucky, 1/12/2008 (L, 79-73)
Played Three Overtimes – at Ole Miss 2/17/1982 (L, 51-48)
Played Four Overtimes – at Ole Miss 2/17/1982 (L, 51-48)

Played consecutive games that went to overtime – vs. Xavier 11/28/2011 (L, 82-70) and at Louisville, 12/2/2011 (L, 62-60)
Had 20 Turnovers – 26 at Arkansas, 1/12/2013
Had fewer than 10 Turnovers in two straight games – at Florida (9) 3/6/2013, vs. South Carolina (9) 3/9/2013

OPPONENT - INDIVIDUALS

Scoring:
Scored 25 points – Johnny O'Bryant III (25) vs LSU 3/6/2014
Scored 30 points – Casey Mitchell (31) vs. West Virginia, 11/19/2010
Scored 35 points – Rotnei Clarke (36), Butler, 1/29/2011
Scored 40 points – Morris Almond (44), Rice, 1/3/2007
Two Players Had 20 Points – Ryan Harrow (27) and RJ Hunter (21) vs. Ga. State, 11/12/2013
Five Players Scored in Double Figures Rickey Scott (18), Julysse Nobles (17), BJ Young (12), Mardracus Wade (10), Rashad Madden (10) at Arkansas, 1/31/2012
Six Players Scored in Double Figures – Bam Doyno (22), Dwayne Curtis (12), Todd Abernethy (11), Clarence Sanders (11), Polynice (10) and Williams (10), vs. Ole Miss, 1/27/2007
Four Players with 15 or more points – Erik Daniels (20), Marquis Estill (17), Kelenna Azubuike (16) and Gerald Fitch (15) vs. Kentucky, 3/5/2003

Double-Doubles:

Double-Double – Johnny O'Bryant III, vs LSU (25 points, 10 rebounds), 3/6/14
Triple-Double – Sam Muldrow (16 points, 14 rebounds and 10 blocks) at South Carolina, 1/8/2010
20-10 game – Johnny O'Bryant III, vs LSU (25 points, 10 rebounds), 3/6/14
30-10 game – Morris Almond (44 points, 12 rebounds) at Rice, 1/3/2007

Double-Double in Points and Rebounds

– Johnny O'Bryant III, vs LSU (25 points, 10 rebounds), 3/6/14

Double-Double in Points and Assists – Nick Calathes (15 points, 10 assists) at Florida, 1/27/2008

Two players record double-doubles – Yancy Gates (16 points, 10 rebounds), Dion Dixon (12 points, 10 rebounds) vs. Cincinnati, 11/23/2009

Field Goals:

Made 10 FG in a game – Johnny O'Bryant III, vs LSU (11), 3/6/14

Made 11 FG in a game – Johnny O'Bryant III, vs LSU (11), 3/6/14

Made 12 FG in a game – Storm Warren, (12) at LSU, 2/26/2011

Made 13 FG in a game - Lester Hudson (13) vs. Tennessee-Martin, 12/29/2007

Attempted 15 FG in a game – Johnny O'Bryant III, vs LSU (18), 3/6/14

Attempted 16 FG in a game – Johnny O'Bryant III, vs LSU (18), 3/6/14

Attempted 17 FG in a game – Johnny O'Bryant III, vs LSU (18), 3/6/14

Attempted 18 FG in a game – Johnny O'Bryant III, vs LSU (18), 3/6/14

Attempted 19 FG in a game – Marshall Henderson (19) at Ole Miss, 3/8/2014

Attempted 20 FG in a game – Anthony Ireland (21) vs. LMU, 11/25/2013

Attempted 25 FG in a game – Courtney Fortson (27) vs. Arkansas, 3/8/2009

Three-Pointers:

Made 5 3-pointers in a game – Antonio Barton (5), at Tennessee, 3/1/2014

Made 6 3-pointers in a game – Rotnei Clarke vs. Butler, 12/29/2012

Made 7 3-pointers in a game – Chandler Parsons (7) vs. Florida, 1/25/2009

Made 8 3-pointers in a game – Brian Sullivan (8) vs. Miami (OH), 1/2/2012

Attempted 10 3-pointers in a game – Marshall Henderson (13), at Ole Miss, 3/8/2014

Free Throws:

Made 8 FT in a game – Andre Stringer, (9) vs LSU, 3/6/14

Made 9 FT in a game – Charles Mann, (9) at Georgia, 1/29/14

Made 10 FT in a game – Johnny O'Bryant III, (11) at LSU, 1/18/14

Made 11 FT in a game – Jordan Clarkson, (11) at Missouri, 2/19/14

Made 17 FT in a game – Morris Almond (17) at Rice, 1/3/2007

Attempted 10 FT in a game – Jordan Clarkson, (11) at Missouri, 2/19/14

Attempted 13 FT in a game - Johnny O'Bryant III, (14) at LSU, 1/18/14

Attempted 14 FT in a game - Johnny O'Bryant III, (14) at LSU, 1/18/14

Attempted 15 FT in a game – Morris Almond (19) at Rice, 1/3/2007

Rebounds:

10 Rebounds in a game – Johnny O'Bryant III, vs LSU (10), 3/6/14

15 Rebounds in a game – Shonn Miller (15) vs. Cornell, 12/17/12

18 Rebounds in a game – Daniel Northern (18) vs. Tennessee Tech, 12/20/2008

19 Rebounds in a game – Omar Samhan (19) at St. Mary's, 11/20/2009

20 Rebounds in a game – Roy Rogers (20) at Alabama, 1/3/1996

Assists

8 Assists – Jordair Jett (8) vs. Saint Louis 12/30/13

9 Assists – John Wall (9) at Kentucky, 1/30/2010

10 Assists – Nick Calathes (10) at Florida, 1/27/2008

11 Assists – Dee Bost (11) vs. Mississippi State, 3/11/2011

12 Assists – G.G. Smith (12) vs. Georgia, 2/3/1999

Blocks:

4 Blocked Shots – Aaron Jones, (5) vs. Ole Miss, 1/22/14

5 Blocked Shots – Aaron Jones, (5) vs. Ole Miss, 1/22/14

6 Blocked Shots – Anthony Davis (6) at Kentucky, 2/25/2012

7 Blocked Shots – Anthony Davis (7), vs. Kentucky, 2/11/2012

8 Blocked Shots – Jarvis Varnado (9) vs. Mississippi State, 2/3/2010

10 Blocked Shots - Sam Muldrow (10) at South Carolina, 1/8/2011

Steals:

5 Steals – Justin Black (5) vs. Morgan State, 11/23/13

6 Steals – Marshawn Powell (6) at Arkansas, 1/12/13

7 Steals – Aaron Lucas (7) at South Carolina, 1/19/2002

8 Steals – Steve Wojciechowski (8) at Duke, 11/22/1996

Two players with 3 steals – Ed Waite (4) and Andrew Nicholas (4) vs Monmouth, 11/25/201

Minutes:

Played every minute – Arnett Moultrie (45) vs. Miss. St., 1/21/2012

Played over 40 minutes – Kameron Woods (41), Kellen Dunham (44) at Butler, 11/19/2013

Fouls:

Technical Foul – Anthony Perez, vs. Ole Miss, 1/22/14

Fouled Out - Jordan McRae, at Tennessee (3/1/14)

Three Players Fouled Out – Donte' Williams, Nemanja Djuricic, John Florveus vs. Georgia, 1/14/2012

OPPONENT - TEAM

Scored 90 or more points at Memorial Gym – 94 vs. Georgia, 2/25/2010 (VU 96, UGA 94 (OT))

Scored 100 or more points – 106 at Kentucky 3/5/2003 (L, 44-106)

Scored 110 or more points – 120 vs. Kentucky 2/7/1996 (L, 81-120)

Scored 120 or more points – 120 vs. Kentucky 2/7/1996 (L, 81-120)

Scored 130 or more points – Never

Scored Less than 50 points – 49 vs. Miss. State (2/1/14) W, 55-49

Scored Less than 40 points – 31 at Mississippi State, 2/23/2013 (W, 72-31)

Shot 50% or Better - .593 vs. Miss. State, 3/12/2014

Shot 60% or Better - .612 at Florida (UF 82, VU 68), 2/21/2009

Shot 60% or Better from 3PT - .625 (10-16) vs. Arkansas, 2/8/2014 (L, 75-77)

Shot less than 30% FG– .273 (15-of-55), at Georgia, 1/29/2014 (W, 59-54)

Shot less than 15% from 3PT– .133 (2-15), vs LSU (3/6/14) (L, 57-51)

Held Opponent Without a 3-Pointer – vs. Nebraska, 11/18/10 (W, 59-49)

Shot 90% or Better from Free Throw Line –90.0, at Arkansas (9-10), 1/12/2013

Shot less than 50% from Free Throw Line – .450, vs. Texas A&M, 2/15/2014

Attempted 30 FT – Ole Miss (39), at Ole Miss, 3/8/2014

Attempted 40 FT – 42 at Mississippi State, 2/12/2007



WADE BALDWIN IV

4

Freshman, Guard
6'3" 195 lbs.
Belle Mead, N.J.
St. Joseph HS

SEASON HIGHS

- Points:** 11, vs. Lipscomb (11/20/14)
- FG Made:** 5, vs. Lipscomb (11/20/14)
- FG Atts:** 6, vs. Lipscomb (11/20/14)
- 3FG Made:** 1, vs. Lipscomb (11/20/14)
- 3FG Atts:** 2, vs. Lipscomb (11/20/14)
- FT Made:** 1, vs. Trevecca (11/16/14)
- FT Atts:** 2, vs. Trevecca (11/16/14)
- Rebounds:** 7, vs. Lipscomb (11/20/14)
- Assists:** 5, vs. Lipscomb (11/20/14)
- Turnovers:** 3, vs. Trevecca (11/16/14)
- Blocks:**
- Steals:** 3, vs. Lipscomb (11/20/14)
- Minutes:** 29, vs. Lipscomb (11/20/14)

CAREER HIGHS

- Points:** 11, vs. Lipscomb (11/20/14)
- FG Made:** 5, vs. Lipscomb (11/20/14)
- FG Atts:** 6, vs. Lipscomb (11/20/14)
- 3FG Made:** 1, vs. Lipscomb (11/20/14)
- 3FG Atts:** 2, vs. Lipscomb (11/20/14)
- FT Made:** 1, vs. Trevecca (11/16/14)
- FT Atts:** 2, vs. Trevecca (11/16/14)
- Rebounds:** 7, vs. Lipscomb (11/20/14)
- Assists:** 5, vs. Lipscomb (11/20/14)
- Turnovers:** 3, vs. Trevecca (11/16/14)
- Blocks:**
- Steals:** 3, vs. Lipscomb (11/20/14)
- Minutes:** 29, vs. Lipscomb (11/20/14)

BALDWIN IV NOTEBOOK

- ⊕ Had 11 points, 7 rebounds, 5 assists, and 3 steals in 29 minutes vs. Lipscomb.
- ⊕ Scored nine points in season opener against Trevecca. Was 4-5 from the floor.
- ⊕ 6'3 guard from New Jersey who signed in the fall of 2013 with the Commodores...Slashing guard who played for St. Joseph Metuchen and captured a state championship his senior season with the Falcons.
- ⊕ Led his St. Joseph's team to a 30-2 overall record and the Non-Public A New Jersey State Championship after averaging 15 points, 7.1 assists, 4.1 rebounds, and 2.6 steals
- ⊕ Chose Vanderbilt over Connecticut, Virginia Tech, Florida State, Pittsburgh, and Minnesota

BALDWIN IV GAME-BY-GAME (FRESHMAN)

Opponent	M	FG-A	3P-A	FT-A	Reb	PF	A	T	B	S	PTS
N16 Trevecca	19	4-5	0-0	1-2	3	3	3	3	0	1	9
N20 Lipscomb	29	5-6	1-2	0-1	7	0	5	0	0	3	11
N23 Tennessee St.											
N25 Norfolk St.											
N28 Rutgers											
N29 Virginia/Lasalle											
D4 Baylor											
D13 Purdue											
D16 W. Carolina											
D20 @Georgia Tech											
D22 Penn											
D31 @Saint Louis											
J3 Yale											
J6 Auburn											
J10 @Arkansas											
J14 Georgia											
J17 @Miss. St.											
J20 @Kentucky											
J24 LSU											
J27 @Georgia											
J31 @Texas A&M											
F3 Florida											
F7 South Carolina											
F11 Tennessee											
F14 @Alabama											
F18 @Florida											
F21 Missouri											
F26 @Tennessee											
F28 Alabama											
M4 Miss. St.											
M7 @Ole Miss											

Baldwin's Overall Statistics at Vanderbilt																									
Year	GP	GS	Min	Avg	FG	FGA	Pct	3FG	3FGA	Pct	FT	FTA	Pct	Off	Def	Tot	Avg	PF	FO	Ast	TO	Blk	Stl	Pts	Avg
2014-15	2	0	48	24.0	9	11	.818	1	2	.500	1	3	.333	1	9	10	5.0	3	0	8	3	0	4	20	10.0
TOTAL	2	0	48	24.0	9	11	.818	1	2	.500	1	3	.333	1	9	10	5.0	3	0	8	3	0	4	20	10.0
Baldwin's SEC Statistics at Vanderbilt																									
Year	GP	GS	Min	Avg	FG	FGA	Pct	3FG	3FGA	Pct	FT	FTA	Pct	Off	Def	Tot	Avg	PF	FO	Ast	TO	Blk	Stl	Pts	Avg



MATTHEW FISHER-DAVIS

5

Freshman, Guard
6'5" 173 lbs.
Charlotte, N.C.
Butler HS

SEASON HIGHS

Points: 6, vs. Lipscomb (11/20/14)
FG Made: 2, vs. Lipscomb (11/20/14)
FG Atts: 7, vs. Trevecca (11/16/14)
3FG Made: 2, vs. Lipscomb (11/20/14)
3FG Atts: 7, vs. Trevecca (11/16/14)
FT Made: 2, vs. Trevecca (11/16/14)
FT Atts: 2, vs. Trevecca (11/16/14)
Rebounds: 2, vs. Trevecca (11/16/14)
Assists: 3, vs. Trevecca (11/16/14)
Turnovers: 1, vs. Lipscomb (11/20/14)
Blocks: 1, vs. Lipscomb (11/20/14)
Steals:
Minutes: 26, vs. Trevecca (11/16/14)

CAREER HIGHS

Points: 6, vs. Lipscomb (11/20/14)
FG Made: 2, vs. Lipscomb (11/20/14)
FG Atts: 7, vs. Trevecca (11/16/14)
3FG Made: 2, vs. Lipscomb (11/20/14)
3FG Atts: 7, vs. Trevecca (11/16/14)
FT Made: 2, vs. Trevecca (11/16/14)
FT Atts: 2, vs. Trevecca (11/16/14)
Rebounds: 2, vs. Trevecca (11/16/14)
Assists: 3, vs. Trevecca (11/16/14)
Turnovers: 1, vs. Lipscomb (11/20/14)
Blocks: 1, vs. Lipscomb (11/20/14)
Steals:
Minutes: 26, vs. Trevecca (11/16/14)

FISHER-DAVIS NOTEBOOK

- ⊕ Returned to the floor against Trevecca after missing first two exhibition games with foot injury. Scored six points vs. Lipscomb.
- ⊕ 6'5 guard considered one of best shooters in 2014 class...Shot 67.5% from the floor, 49.1% from three, and 96% from the free throw line in his senior season at Butler HS.
- ⊕ Averaged 22 points, 13 rebounds, five assists, two steals and two blocks per game as a senior, and was named the SW4A Player of the Year and as a member of the Charlotte Observer's All-Observer team.
- ⊕ Chose Vanderbilt over Texas, Georgia, Baylor, Kansas State, Virginia, Oklahoma State, Arkansas, Alabama, and Wake Forest.

FISHER-DAVIS GAME-BY-GAME (FRESHMAN)

Opponent	M	FG-A	3P-A	FT-A	Reb	PF	A	T	B	S	PTS
N16 Trevecca	26	1-7	1-7	2-2	2	2	3	0	0	0	5
N20 Lipscomb	15	2-7	2-4	0-0	1	2	1	1	1	0	6
N23 Tennessee St.											
N25 Norfolk St.											
N28 Rutgers											
N29 Virginia/Lasalle											
D4 Baylor											
D13 Purdue											
D16 W. Carolina											
D20 @Georgia Tech											
D22 Penn											
D31 @Saint Louis											
J3 Yale											
J6 Auburn											
J10 @Arkansas											
J14 Georgia											
J17 @Miss. St.											
J20 @Kentucky											
J24 LSU											
J27 @Georgia											
J31 @Texas A&M											
F3 Florida											
F7 South Carolina											
F11 Tennessee											
F14 @Alabama											
F18 @Florida											
F21 Missouri											
F26 @Tennessee											
F28 Alabama											
M4 Miss. St.											
M7 @Ole Miss											

Fisher-Davis' Overall Statistics at Vanderbilt

Year	GP	GS	Min	Avg	FG	FGA	Pct	3FG	3FGA	Pct	FT	FTA	Pct	Off	Def	Tot	Avg	PF	FO	Ast	TO	Blk	Stl	Pts	Avg
2014-15	2	0	41	20.5	3	14	.214	3	11	.273	2	2	1.000	0	3	3	1.5	4	0	4	1	1	0	11	5.5
TOTAL	2	0	41	20.5	3	14	.214	3	11	.273	2	2	1.000	0	3	3	1.5	4	0	4	1	1	0	11	5.5

Fisher-Davis' SEC Statistics at Vanderbilt

Year	GP	GS	Min	Avg	FG	FGA	Pct	3FG	3FGA	Pct	FT	FTA	Pct	Off	Def	Tot	Avg	PF	FO	Ast	TO	Blk	Stl	Pts	Avg
------	----	----	-----	-----	----	-----	-----	-----	------	-----	----	-----	-----	-----	-----	-----	-----	----	----	-----	----	-----	-----	-----	-----



JOSH HENDERSON

40 RS Senior, Center
6'11" 240 lbs.
Roanoke, Va.
Cave Spring HS

SEASON HIGHS

- Points:** 3, vs. Lipscomb (11/20/14)
- FG Made:** 1, vs. Lipscomb (11/20/14)
- FG Atts:** 3, vs. Trevecca (11/16/14)
- 3FG Made:**
- 3FG Atts:** 1, vs. Trevecca (11/16/14)
- FT Made:** 2, vs. Trevecca (11/16/14)
- FT Atts:** 2, vs. Trevecca (11/16/14)
- Rebounds:** 5, vs. Trevecca (11/16/14)
- Assists:**
- Turnovers:** 2, vs. Trevecca (11/16/14)
- Blocks:**
- Steals:**
- Minutes:** 15, vs. Trevecca (11/16/14)

CAREER HIGHS

- Points:** 13, 2x, last at Tennessee (1/29/13)
- FG Made:** 6, 2x, last at Tennessee (1/29/13)
- FG Atts:** 10, at Tennessee (1/29/13)
- 3FG Made:**
- 3FG Atts:** 1, 2x, last vs. Trevecca (11/16/14)
- FT Made:** 5, 2x, last vs. Loyola Marymount (11/25/13)
- FT Atts:** 8, vs. Loyola Marymount (11/25/13)
- Rebounds:** 7, 2x, last vs. Providence (11/22/13)
- Assists:** 4, vs Bucknell (11/15/11)
- Turnovers:** 4, 2x, last vs. Alabama (2/2/13)
- Blocks:** 3, 2x, last vs. South Carolina (3/9/13)
- Steals:** 3, at Texas (12/2/13)
- Minutes:** 32, 2x, last at Auburn (3/2/13)

HENDERSON NOTEBOOK

- ⊕ Graduated with degree in Economics in May of 2014. Currently pursuing master's degree at the Owen School of Business.
- ⊕ Tore his ACL, MCL in his left knee vs. Marshall and missed the rest of the 2013-14 season.
- ⊕ Scored 12 points at Texas, and has averaged 10.5 points per game in his last four games.
- ⊕ Tallied six points in season opener vs. Georgia State.
- ⊕ Played in all 33 games and started 21 in 2012-13...Averaged 5.4 points and 3.4 rebounds per game.
- ⊕ Started 21 games at center position, scored in double figures in seven - 13 vs. Alabama A&M (12/15), 11 vs. Cornell (12/17), 13 at Tennessee (1/29), 11 vs. Arkansas (2/9), 11 vs. Texas A&M (2/16), 13 at Kentucky (2/20), 11 at Auburn (3/2). Vanderbilt is 5-2 in those games.
- ⊕ Scored career-high 13 points on three occasions in 2012-13.
- ⊕ Played in eight games in 2011-12 and averaged 2.6 points and 2.9 rebounds.
- ⊕ Played in first game as a collegian against Oregon last year - scored four points and had four rebounds in 11 minutes.
- ⊕ Scored a career-high 10 points vs. Monmouth (11/25); was 4-4 from the floor.
- ⊕ Has team-high four assists vs. Bucknell (11/15)
- ⊕ Redshirted in 2010-11.
- ⊕ Signed in the spring of 2010 with the Commodores.
- ⊕ 6'11 center chose Vanderbilt over Virginia, Wake Forest, Davidson, Cincinnati, Maryland, and Penn State.

HENDERSON GAME-BY-GAME (RS-SENIOR)

Opponent	M	FG-A	3P-A	FT-A	Reb	PF	A	T	B	S	PTS
N16 Trevecca	15	0-3	0-1	2-2	5	0	0	2	0	0	2
N20 Lipscomb	7	1-2	0-0	1-2	2	2	0	0	0	0	3
N23 Tennessee St.											
N25 Norfolk St.											
N28 Rutgers											
N29 Virginia/Lasalle											
D4 Baylor											
D13 Purdue											
D16 W. Carolina											
D20 @Georgia Tech											
D22 Penn											
D31 @Saint Louis											
J3 Yale											
J6 Auburn											
J10 @Arkansas											
J14 Georgia											
J17 @Miss. St.											
J20 @Kentucky											
J24 LSU											
J27 @Georgia											
J31 @Texas A&M											
F3 Florida											
F7 South Carolina											
F11 Tennessee											
F14 @Alabama											
F18 @Florida											
F21 Missouri											
F26 @Tennessee											
F28 Alabama											
M4 Miss. St.											
M7 @Ole Miss											

Henderson's Overall Statistics at Vanderbilt

Year	GP	GS	Min	Avg	FG	FGA	Pct	3FG	3FGA	Pct	FT	FTA	Pct	Off	Def	Tot	Avg	PF	FO	Ast	TO	Blk	Stl	Pts	Avg
2011-12	8	0	69	8.6	8	17	.471	0	0	.000	5	9	.556	12	11	23	2.9	15	0	5	5	0	1	21	2.6
2012-13	33	21	678	20.5	73	157	.465	0	1	.000	31	60	.517	47	66	113	3.4	75	1	27	49	29	18	177	5.4
2013-14	8	3	152	19.0	21	43	.488	0	0	.000	11	17	.647	14	20	34	4.3	16	0	3	6	3	5	53	6.6
2014-15	2	0	22	11.0	1	5	.200	0	1	.000	3	4	.750	3	4	7	3.5	2	0	0	2	0	0	5	2.5
TOTAL	50	24	919	18.4	103	222	.464	0	2	.000	50	90	.556	76	99	175	3.5	107	1	35	62	32	24	256	5.1

Henderson's SEC Statistics at Vanderbilt

Year	GP	GS	Min	Avg	FG	FGA	Pct	3FG	3FGA	Pct	FT	FTA	Pct	Off	Def	Tot	Avg	PF	FO	Ast	TO	Blk	Stl	Pts	Avg
2012-13	18	10	359	19.9	47	91	.516	0	1	.000	17	32	.531	22	37	59	3.3	42	1	9	30	17	8	111	6.2
TOTAL	18	10	359	19.9	47	91	.516	0	1	.000	17	32	.531	22	37	59	3.3	42	1	9	30	17	8	111	6.2



DAMIAN JONES

30 Sophomore, Center
6'10" 250 lbs.
Baton Rouge, La.
Scotlandville Magnet HS

SEASON HIGHS

Points: 24, vs. Trevecca (11/16/14)
FG Made: 10, vs. Trevecca (11/16/14)
FG Atts: 15, vs. Lipscomb (11/20/14)
3FG Made:
3FG Atts:
FT Made: 5, vs. Lipscomb (11/20/14)
FT Atts: 9, vs. Trevecca (11/16/14)
Rebounds: 12, vs. Trevecca (11/16/14)
Assists: 2, vs. Trevecca (11/16/14)
Turnovers: 4, vs. Lipscomb (11/20/14)
Blocks: 4, vs. Trevecca (11/16/14)
Steals: 1, 2x, last vs. Lipscomb (11/20/14)
Minutes: 29, vs. Lipscomb (11/20/14)

CAREER HIGHS

Points: 24, vs. Trevecca (11/16/14)
FG Made: 10, vs. Trevecca (11/16/14)
FG Atts: 15, 2x, last vs. Lipscomb (11/20/14)
3FG Made:
3FG Atts:
FT Made: 6, 2x, last vs. Ole Miss (1/22/14)
FT Atts: 10, vs. Ole Miss (1/22/14)
Rebounds: 13, vs. Texas A&M (2/15/14)
Assists: 2, 3x, last vs. Trevecca (11/16/14)
Turnovers: 6, at Ole Miss (3/8/14)
Blocks: 7, at S. Carolina (2/13/14)
Steals: 1, 7x, last vs. Trevecca (11/16/14)
Minutes: 41, vs. Texas A&M (2/15/14)

MISCELLANEOUS

	2014-15	Career
Double-Digit Pts.	2	22
Double-Doubles	1	6

JONES NOTEBOOK

- ✪ Named to All-SEC Preseason First Team by league's coaches this season.
- ✪ Scored 21 points and had six rebounds vs. Lipscomb - currently leads SEC in scoring.
- ✪ Tallied his sixth double-double of his career vs. Trevecca - career high 24 points and 12 rebounds.
- ✪ Named to the All-SEC Freshman team by the league's coaches last season.
- ✪ Averaged 11.3 points and 11.7 ppg in league play. Scored in double-figures in 20 games, and scored a career-high 19 points on two occasions (Georgia State (11/12); at Missouri (2/19))
- ✪ Played in all 31 games and started 28.
- ✪ Won SEC Freshman of the Week honors after averaging 16.5 points and 5.5 rebounds in games against Missouri and Auburn.
- ✪ Posted five double-doubles for the year.
- ✪ Blocked a career-high seven blocks at South Carolina (2/13), which also tied a school record for blocks in a game held by Will Perdue (vs. East Carolina, 12/28/87) and Festus Ezeli (at Georgia, 2/16/11)
- ✪ Chose the Commodores over LSU, Oklahoma, Oklahoma State, Duke, Syracuse, Kansas, Stanford, Florida, and Alabama.
- ✪ Averaged 15.4 points, 8.0 rebounds, 4.0 blocks, and 2.0 assists in his senior season at Scotlandville Magnet.
- ✪ His Scotlandville teams won back-to-back state championships in his junior and senior seasons, and he was named Louisiana's 5A Player of the Year as a senior...Also captured four district championships...Was a member of the A Honor Roll.
- ✪ Advice to youngsters: "Do your best in what you put most of your interest in."

JONES GAME-BY-GAME (SOPHOMORE)

Opponent	M	FG-A	3P-A	FT-A	Reb	PF	A	T	B	S	PTS
N16 Trevecca	23	10-13	0-0	4-9	12	1	2	1	4	1	24
N20 Lipscomb	29	8-15	0-0	5-7	6	3	1	4	2	1	21
N23 Tennessee St.											
N25 Norfolk St.											
N28 Rutgers											
N29 Virginia/Lasalle											
D4 Baylor											
D13 Purdue											
D16 W. Carolina											
D20 @Georgia Tech											
D22 Penn											
D31 @Saint Louis											
J3 Yale											
J6 Auburn											
J10 @Arkansas											
J14 Georgia											
J17 @Miss. St.											
J20 @Kentucky											
J24 LSU											
J27 @Georgia											
J31 @Texas A&M											
F3 Florida											
F7 South Carolina											
F11 Tennessee											
F14 @Alabama											
F18 @Florida											
F21 Missouri											
F26 @Tennessee											
F28 Alabama											
M4 Miss. St.											
M7 @Ole Miss											

Jones' Overall Statistics at Vanderbilt

Year	GP	GS	Min	Avg	FG	FGA	Pct	3pt	2ptA	Pct	FT	FTA	Pct	Off	Def	Tot	Avg	PF	FO	Ast	TO	Blk	Stl	Pts	Avg
2013-14	31	28	803	25.9	138	254	.543	0	0	.000	73	134	.545	57	119	176	5.7	104	3	7	56	43	9	349	11.3
2014-15	2	2	52	26.0	18	28	.643	0	0	.000	9	16	.563	7	11	18	9.0	4	0	3	5	6	2	45	22.5
TOTAL	33	30	855	25.9	156	282	.553	0	0	.000	82	150	.547	64	130	194	5.9	108	3	10	61	49	11	394	11.9

Jones' SEC Statistics at Vanderbilt

Year	GP	GS	Min	Avg	FG	FGA	Pct.	3pt	3ptA	Pct	FT	FTA	Pct	Off	Def	Tot	Avg	PF	FO	Ast	TO	Blk	Stl	Pts	Avg
2013-14	18	18	525	29.2	82	160	.513	0	0	.000	46	77	.597	38	79	117	6.5	67	2	5	37	26	7	210	11.7
TOTAL	18	18	525	29.2	82	160	.513	0	0	.000	46	77	.597	38	79	117	6.5	67	2	5	37	26	7	210	11.7



CARTER JOSEPHS

14

Junior, Guard
6'0" 180 lbs.
San Antonio, Texas
Tom C. Clark HS

SEASON HIGHS

- Points:
- FG Made:
- FG Atts:
- 3FG Made:
- 3FG Atts:
- FT Made:
- FT Atts: 2, vs. Lipscomb (11/20/14)
- Rebounds: 1, vs. Trevecca (11/16/14)
- Assists:
- Turnovers: 3, vs. Trevecca (11/16/14)
- Blocks:
- Steals:
- Minutes: 4, vs. Trevecca (11/16/14)

CAREER HIGHS

- Points: 2, at Mississippi State (2/23/13)
- FG Made: 1, at Mississippi State (2/23/13)
- FG Atts: 1, 2x, last at Tennessee (3/1/14)
- 3FG Made:
- 3FG Atts:
- FT Made:
- FT Atts: 2, vs. Lipscomb (11/20/14)
- Rebounds: 3, vs. Florida (2/25/14)
- Assists: 9, at Auburn (2/22/14)
- Turnovers: 3, vs. Trevecca (11/16/14)
- Blocks:
- Steals: 1, 5x, last at Ole Miss (3/8/14)
- Minutes: 21, at Ole Miss (3/8/14)

MISCELLANEOUS

JOSEPHS NOTEBOOK

- ⊕ Walk-on guard from San Antonio, Texas, who earned a scholarship in September for his outstanding contribution to the Commodore program...Played at Tom C. Clark High School...Played in 20 games as a sophomore in 2013-14.
- ⊕ Did not score in 2013-14, but averaged 1.1 assists and 0.3 rebounds per game
- ⊕ Played significant minutes in the team's last six games, averaging 16.3 minutes per game.
- ⊕ Made first career start at Ole Miss.
- ⊕ Helped the Commodores to a win at Auburn on February 22, playing 16 minutes and dishing out nine assists.
- ⊕ Played 20 minutes against number one Florida, where he grabbed a career-high three rebounds and also adding two assists and a steal.
- ⊕ Was his high school team's captain and defensive MVP in 2011-12, where he averaged 7.8 points, 5.2 assists, and 3.7 rebounds per game.
- ⊕ Academically, he was a member of the National Honor Society and the Spanish National Honor Society, was a National Achievement Scholar Semifinalist, and won the Clark Principal's Award from 2009-12.
- ⊕ Plans to major in mechanical engineering.
- ⊕ Advice to youngsters: "Work harder than everyone else."

JOSEPHS GAME-BY-GAME (JUNIOR)

Opponent	M	FG-A	3P-A	FT-A	Reb	PF	A	T	B	S	PTS
N16 Trevecca	4	0-0	0-0	0-0	1	1	0	3	0	0	0
N20 Lipscomb	1	0-0	0-0	0-2	0	0	0	0	0	0	0
N23 Tennessee St.											
N25 Norfolk St.											
N28 Rutgers											
N29 Virginia/Lasalle											
D4 Baylor											
D13 Purdue											
D16 W. Carolina											
D20 @Georgia Tech											
D22 Penn											
D31 @Saint Louis											
J3 Yale											
J6 Auburn											
J10 @Arkansas											
J14 Georgia											
J17 @Miss. St.											
J20 @Kentucky											
J24 LSU											
J27 @Georgia											
J31 @Texas A&M											
F3 Florida											
F7 South Carolina											
F11 Tennessee											
F14 @Alabama											
F18 @Florida											
F21 Missouri											
F26 @Tennessee											
F28 Alabama											
M4 Miss. St.											
M7 @Ole Miss											

Josephs' Overall Statistics at Vanderbilt

Year	GP	GS	Min	Avg	FG	FGA	Pct	3FG	3FGA	Pct	FT	FTA	Pct	Off	Def	Tot	Avg	PF	FO	Ast	TO	Blk	Stl	Pts	Avg
2012-13	6	0	6	1.0	1	1	1.000	0	0	.000	0	0	.000	0	0	0	0.0	1	0	0	0	0	0	2	0.3
2013-14	20	1	160	8.0	0	1	.000	0	0	.000	0	1	.000	0	7	7	0.4	17	0	22	8	0	6	0	0.0
2014-15	2	0	5	2.5	0	0	.000	0	0	.000	0	2	.000	0	1	1	0.5	1	0	0	3	0	0	0	0.0
TOTAL	28	1	171	6.1	1	2	.500	0	0	.000	0	3	.000	0	8	8	0.3	19	0	22	11	0	6	2	0.1

Josephs' SEC Statistics at Vanderbilt

Year	GP	GS	Min	Avg	FG	FGA	Pct	3FG	3FGA	Pct	FT	FTA	Pct	Off	Def	Tot	Avg	PF	FO	Ast	TO	Blk	Stl	Pts	Avg
2012-13	2	0	2	1.0	1	1	1.000	0	0	.000	0	0	.000	0	0	0	0.0	1	0	0	0	0	0	2	1.0
2013-14	14	1	127	9.1	0	1	.000	0	0	.000	0	0	.000	0	6	6	0.4	15	0	21	5	0	5	0	0.0
TOTAL	16	1	129	8.1	1	2	.500	0	0	.000	0	0	.000	0	6	6	0.4	16	0	21	5	0	5	2	0.1

**LUKE KORNET****3**Sophomore, Forward
7'0" 240 lbs.
Lantana, Texas
Liberty Christian HS**SEASON HIGHS**

Points: 11, vs. Lipscomb (11/20/14)
FG Made: 4, vs. Lipscomb (11/20/14)
FG Atts: 6, vs. Lipscomb (11/20/14)
3FG Made: 3, vs. Lipscomb (11/20/14)
3FG Atts: 4, vs. Lipscomb (11/20/14)
FT Made: 4, vs. Trevecca (11/16/14)
FT Atts: 6, vs. Trevecca (11/16/14)
Rebounds: 10, vs. Trevecca (11/16/14)
Assists:
Turnovers: 2, vs. Lipscomb (11/20/14)
Blocks: 4, vs. Trevecca (11/16/14)
Steals:
Minutes: 23, vs. Trevecca (11/16/14)

CAREER HIGHS

Points: 13, at Ole Miss (3/8/14)
FG Made: 5, 2x, last at Ole Miss (3/8/14)
FG Atts: 13, at Ole Miss (3/8/14)
3FG Made: 3, at Texas A&M (1/25/14)
3FG Atts: 6, 3x, last vs. Miss. State (3/12/14)
FT Made: 4, 2x, last vs. Trevecca (11/16/14)
FT Atts: 6, vs. Trevecca (11/16/14)
Rebounds: 10, vs. Trevecca (11/16/14)
Assists: 3, 2x, last at Ole Miss (3/8/14)
Turnovers: 3, vs. Morgan State (11/23/13)
Blocks: 4, vs. Trevecca (11/16/14)
Steals: 3, vs. Miss. State (2/1/14)
Minutes: 34, at Ole Miss (3/8/14)

KORNET NOTEBOOK

- ✪ Tied a career high with three made threes vs. Lipscomb.
- ✪ Posted first career double-double vs. Trevecca (10 pts, career-high 10 rebs.); also had career-best four blocks.
- ✪ Played in 30 games and started two last season.
- ✪ Averaged 4.0 points, 2.3 rebounds, and 0.8 assists per game.
- ✪ Scored in double-figures in three games.
- ✪ Tallied a career-high 13 points at Ole Miss (3/8).
- ✪ Grabbed a career-high seven rebounds in back-to-back games - against Northeastern (1/4) and at Alabama (1/7).
- ✪ Made a career-high three made three-pointers at Texas A&M in a win on Jan. 25.
- ✪ Made two or more threes in six games.
- ✪ Dished out three assists vs. Saint Louis (12/30) and at Ole Miss (3/8)...Blocked a career-high three shots at Georgia (1/29).
- ✪ Grew seven inches in his senior season and then two more when he arrived on campus.
- ✪ Son of Frank Kornet, a former Vanderbilt basketball standout of his own from 1986-89.
- ✪ Averaged 15.0 points, 8.0 rebounds, 3.0 blocks, and 3.0 steals at Liberty Christian School in Argyle, Texas.
- ✪ Team was a state finalist in 2013, and were District TAPPS 5A-1 Champions in 2013.
- ✪ Named to TAPPS 5A First Team All-State in 2012-13, and was an honorable all-state selection in 2011-12.
- ✪ Named to TAPPS 5A-1 First Team All-District team in 2011-12 and 2012-13...Denton Record Chronicle Defensive Player of the Area in 2012-13...Selected to the 2013 TAPPS State All-Tournament Team, and was also a member of the 2012 and 2013 Academic All-State Team.
- ✪ Advice to youngsters: "Your life is a gift from God, so do everything possible to give back to Him."

KORNET GAME-BY-GAME (SOPHOMORE)

Opponent	M	FG-A	3P-A	FT-A	Reb	PF	A	T	B	S	PTS
N16 Trevecca	23	3-5	0-2	4-6	10	2	0	1	4	0	10
N20 Lipscomb	21	4-6	3-4	0-0	3	4	0	2	1	0	11
N23 Tennessee St.											
N25 Norfolk St.											
N28 Rutgers											
N29 Virginia/Lasalle											
D4 Baylor											
D13 Purdue											
D16 W. Carolina											
D20 @Georgia Tech											
D22 Penn											
D31 @Saint Louis											
J3 Yale											
J6 Auburn											
J10 @Arkansas											
J14 Georgia											
J17 @Miss. St.											
J20 @Kentucky											
J24 LSU											
J27 @Georgia											
J31 @Texas A&M											
F3 Florida											
F7 South Carolina											
F11 Tennessee											
F14 @Alabama											
F18 @Florida											
F21 Missouri											
F26 @Tennessee											
F28 Alabama											
M4 Miss. St.											
M7 @Ole Miss											

Kornet's Overall Statistics at Vanderbilt

Year	GP	GS	Min	Avg	FG	FGA	Pct	3FG	3FGA	Pct	FT	FTA	Pct	Off	Def	Tot	Avg	PF	FO	Ast	TO	Blk	Stl	Pts	Avg
2013-14	30	2	460	15.3	45	131	.344	21	89	.236	8	15	.533	19	49	68	2.3	34	0	23	21	17	9	119	4.0
2014-15	2	2	44	22.0	7	11	.636	3	6	.500	4	6	.667	2	11	13	6.5	6	0	0	3	5	0	21	10.5
TOTAL	32	4	504	15.8	52	142	.366	24	95	.253	12	21	.571	21	60	81	2.5	40	0	23	24	22	9	140	4.4

Kornet's SEC Statistics at Vanderbilt

Year	GP	GS	Min	Avg	FG	FGA	Pct	3FG	3FGA	Pct	FT	FTA	Pct	Off	Def	Tot	Avg	PF	FO	Ast	TO	Blk	Stl	Pts	Avg
2013-14	18	1	279	15.5	24	78	.308	12	57	.211	4	9	.444	10	29	39	2.2	16	0	13	13	10	7	64	3.6
TOTAL	18	1	279	15.5	24	78	.308	12	57	.211	4	9	.444	10	29	39	2.2	16	0	13	13	10	7	64	3.6



RILEY LACHANCE

13

Freshman, Guard
6'2" 194 lbs.
Brookfield, Wis.
Brookfield HS

SEASON HIGHS

- Points:** 13, vs. Trevecca (11/16/14)
- FG Made:** 4, vs. Trevecca (11/16/14)
- FG Atts:** 10, 2x, last vs. Lipscomb (11/20/14)
- 3FG Made:** 3, vs. Trevecca (11/16/14)
- 3FG Atts:** 8, vs. Trevecca (11/16/14)
- FT Made:** 3, vs. Lipscomb (11/20/14)
- FT Atts:** 4, vs. Lipscomb (11/20/14)
- Rebounds:** 5, vs. Lipscomb (11/20/14)
- Assists:** 6, vs. Lipscomb (11/20/14)
- Turnovers:** 1, 2x, last vs. Lipscomb (11/20/14)
- Blocks:**
- Steals:**
- Minutes:** 33, vs. Lipscomb (11/20/14)

CAREER HIGHS

- Points:** 13, vs. Trevecca (11/16/14)
- FG Made:** 4, vs. Trevecca (11/16/14)
- FG Atts:** 10, 2x, last vs. Lipscomb (11/20/14)
- 3FG Made:** 3, vs. Trevecca (11/16/14)
- 3FG Atts:** 8, vs. Trevecca (11/16/14)
- FT Made:** 3, vs. Lipscomb (11/20/14)
- FT Atts:** 4, vs. Lipscomb (11/20/14)
- Rebounds:** 5, vs. Lipscomb (11/20/14)
- Assists:** 6, vs. Lipscomb (11/20/14)
- Turnovers:** 1, 2x, last vs. Lipscomb (11/20/14)
- Blocks:**
- Steals:**
- Minutes:** 33, vs. Lipscomb (11/20/14)

MISCELLANEOUS

LACHANCE NOTEBOOK

- ⊕ Tallied 13 points in win over Trevecca; dished out career-high six assists vs. Lipscomb.
- ⊕ Scored 24 points in exhibition win over Illinois-Springfield.
- ⊕ 6'2 guard who lead his Brookfield Central High School team in Wisconsin to a 24-1 record as a senior when he averaged 23.0 points and 2.6 assists per game...Left Brookfield as the school's all-time leading scorer (1,643 points).
- ⊕ Averaged 23.0 points and 2.6 assists and was named a unanimous first-team All-State by the Wisconsin Basketball Coaches Association and the Associated Press.
- ⊕ Was voted the top point guard in the state of Wisconsin by Wisconsin Hoops, and was the Player of the Year for Waukesha County.
- ⊕ Also Brookfield's single-season scoring leader with 543 points, and the all-time leader in steals with 188.
- ⊕ Major is Human and Organizational Development.

LACHANCE GAME-BY-GAME (FRESHMAN)

Opponent	M	FG-A	3P-A	FT-A	Reb	PF	A	T	B	S	PTS
N16 Trevecca	24	4-10	3-8	2-2	2	2	2	1	0	0	13
N20 Lipscomb	33	3-10	0-2	3-4	5	1	6	1	0	0	9
N23 Tennessee St.											
N25 Norfolk St.											
N28 Rutgers											
N29 Virginia/Lasalle											
D4 Baylor											
D13 Purdue											
D16 W. Carolina											
D20 @Georgia Tech											
D22 Penn											
D31 @Saint Louis											
J3 Yale											
J6 Auburn											
J10 @Arkansas											
J14 Georgia											
J17 @Miss. St.											
J20 @Kentucky											
J24 LSU											
J27 @Georgia											
J31 @Texas A&M											
F3 Florida											
F7 South Carolina											
F11 Tennessee											
F14 @Alabama											
F18 @Florida											
F21 Missouri											
F26 @Tennessee											
F28 Alabama											
M4 Miss. St.											
M7 @Ole Miss											

LaChance's Overall Statistics at Vanderbilt

Year	GP	GS	Min	Avg	FG	FGA	Pct	3FG	3FGA	Pct	FT	FTA	Pct	Off	Def	Tot	Avg	PF	FO	Ast	TO	Blk	Stl	Pts	Avg
2014-15	2	2	57	28.5	7	20	.350	3	10	.300	5	6	.833	0	7	7	3.5	3	0	8	2	0	0	22	11.0
TOTAL	2	2	57	28.5	7	20	.350	3	10	.300	5	6	.833	0	7	7	3.5	3	0	8	2	0	0	22	11.0

LaChance's SEC Statistics at Vanderbilt

Year	GP	GS	Min	Avg	FG	FGA	Pct	3FG	3FGA	Pct	FT	FTA	Pct	Off	Def	Tot	Avg	PF	FO	Ast	TO	Blk	Stl	Pts	Avg
------	----	----	-----	-----	----	-----	-----	-----	------	-----	----	-----	-----	-----	-----	-----	-----	----	----	-----	----	-----	-----	-----	-----



PHILLIP MCGLOIN

12

Freshman, Guard
6'1" 178 lbs.
Washington, D.C.
Sidwell Friends

SEASON HIGHS

- Points:
- FG Made:
- FG Atts:
- 3FG Made:
- 3FG Atts:
- FT Made:
- FT Atts:
- Rebounds:
- Assists:
- Turnovers:
- Blocks:
- Steals:
- Minutes:

CAREER HIGHS

- Points:
- FG Made:
- FG Atts:
- 3FG Made:
- 3FG Atts:
- FT Made:
- FT Atts:
- Rebounds:
- Assists:
- Turnovers:
- Blocks:
- Steals:
- Minutes:

MISCELLANEOUS

MCGLOIN NOTEBOOK

- ⊕ Made the team as a walk-on in October of 2014.
- ⊕ Played at Sidwell Friends in Washington, D.C., where his team won two Mid-Atlantic Conference championships and he was named an All-MAC first-team selection in his senior season.
- ⊕ Averaged 19.5 points, 6.0 assists, and 5.5 rebounds per game with the Quakers.
- ⊕ Member of the School Senate at Sidwell Friends and also named a National Achievement Scholar.
- ⊕ Plans to major in Environmental Engineering.

MCGLOIN'S GAME-BY-GAME (FRESHMAN)

Opponent	M	FG-A	3P-A	FT-A	Reb	PF	A	T	B	S	PTS
N16 Trevecca	DNP										
N20 Lipscomb	DNP										
N23 Tennessee St.											
N25 Norfolk St.											
N28 Rutgers											
N29 Virginia/Lasalle											
D4 Baylor											
D13 Purdue											
D16 W. Carolina											
D20 @Georgia Tech											
D22 Penn											
D31 @Saint Louis											
J3 Yale											
J6 Auburn											
J10 @Arkansas											
J14 Georgia											
J17 @Miss. St.											
J20 @Kentucky											
J24 LSU											
J27 @Georgia											
J31 @Texas A&M											
F3 Florida											
F7 South Carolina											
F11 Tennessee											
F14 @Alabama											
F18 @Florida											
F21 Missouri											
F26 @Tennessee											
F28 Alabama											
M4 Miss. St.											
M7 @Ole Miss											

McGloin's Overall Statistics at Vanderbilt

Year	GP	GS	Min	Avg	FG	FGA	Pct	3FG	3FGA	Pct	FT	FTA	Pct	Off	Def	Tot	Avg	PF	FO	Ast	TO	Blk	Stl	Pts	Avg
------	----	----	-----	-----	----	-----	-----	-----	------	-----	----	-----	-----	-----	-----	-----	-----	----	----	-----	----	-----	-----	-----	-----

McGloin's SEC Statistics at Vanderbilt

Year	GP	GS	Min	Avg	FG	FGA	Pct	3FG	3FGA	Pct	FT	FTA	Pct	Off	Def	Tot	Avg	PF	FO	Ast	TO	Blk	Stl	Pts	Avg
------	----	----	-----	-----	----	-----	-----	-----	------	-----	----	-----	-----	-----	-----	-----	-----	----	----	-----	----	-----	-----	-----	-----



SHELTON MITCHELL

O

Freshman, Guard
6'3" 186 lbs.
Waxhaw, N.C.
Oak Hill Academy

SEASON HIGHS

Points: 6, vs. Trevecca (11/16/14)
FG Made: 1, 2x, last vs. Lipscomb (11/20/14)
FG Atts: 5, vs. Trevecca (11/16/14)
3FG Made: 1, vs. Trevecca (11/16/14)
3FG Atts: 2, vs. Trevecca (11/16/14)
FT Made: 3, vs. Trevecca (11/16/14)
FT Atts: 4, vs. Trevecca (11/16/14)
Rebounds: 4, vs. Lipscomb (11/20/14))
Assists: 4, vs. Trevecca (11/16/14)
Turnovers: 2, 2x, last vs. Lipscomb (11/20/14)
Blocks:
Steals:
Minutes: 29, vs. Trevecca (11/16/14)

CAREER HIGHS

Points: 6, vs. Trevecca (11/16/14)
FG Made: 1, 2x, last vs. Lipscomb (11/20/14)
FG Atts: 5, vs. Trevecca (11/16/14)
3FG Made: 1, vs. Trevecca (11/16/14)
3FG Atts: 2, vs. Trevecca (11/16/14)
FT Made: 3, vs. Trevecca (11/16/14)
FT Atts: 4, vs. Trevecca (11/16/14)
Rebounds: 4, vs. Lipscomb (11/20/14))
Assists: 4, vs. Trevecca (11/16/14)
Turnovers: 2, 2x, last vs. Lipscomb (11/20/14)
Blocks:
Steals:
Minutes: 29, vs. Trevecca (11/16/14)

MISCELLANEOUS

MITCHELL NOTEBOOK

- ☛ Scored 21 points, had nine rebounds, and five assists in exhibition win over Illinois-Springfield.
- ☛ Injured for most of his senior campaign at Oak Hill Academy.
- ☛ Spent three seasons playing for Cuthbertson High School, where he averaged 19.2 points, 4.6 rebounds, and 4.5 assists and scored over 1,400 points.
- ☛ Named the NCPreps.com 2A Player of the Year in his junior season at Cuthbertson, and was named the Region Player of the Year in the spring of 2013 by the Charlotte Observer.
- ☛ Chose Vanderbilt over Arizona, Connecticut, Wake Forest, North Carolina State, Oregon, Cal, and Missouri.

MITCHELL GAME-BY-GAME (FRESHMAN)

Opponent	M	FG-A	3P-A	FT-A	Reb	PF	A	T	B	S	PTS
N16 Trevecca	29	1-5	1-2	3-4	3	1	4	2	0	0	6
N20 Lipscomb	18	1-4	0-1	2-2	4	3	3	2	0	0	4
N23 Tennessee St.											
N25 Norfolk St.											
N28 Rutgers											
N29 Virginia/Lasalle											
D4 Baylor											
D13 Purdue											
D16 W. Carolina											
D20 @Georgia Tech											
D22 Penn											
D31 @Saint Louis											
J3 Yale											
J6 Auburn											
J10 @Arkansas											
J14 Georgia											
J17 @Miss. St.											
J20 @Kentucky											
J24 LSU											
J27 @Georgia											
J31 @Texas A&M											
F3 Florida											
F7 South Carolina											
F11 Tennessee											
F14 @Alabama											
F18 @Florida											
F21 Missouri											
F26 @Tennessee											
F28 Alabama											
M4 Miss. St.											
M7 @Ole Miss											

Mitchell's Overall Statistics at Vanderbilt

Year	GP	GS	Min	Avg	FG	FGA	Pct	3FG	3FGA	Pct	FT	FTA	Pct	Off	Def	Tot	Avg	PF	FO	Ast	TO	Blk	Stl	Pts	Avg
2014-15	2	2	47	23.5	2	9	.222	1	3	.333	5	6	.833	1	6	7	3.5	4	0	7	4	0	0	10	5.0
TOTAL	2	2	47	23.5	2	9	.222	1	3	.333	5	6	.833	1	6	7	3.5	4	0	7	4	0	0	10	5.0

Mitchell's SEC Statistics at Vanderbilt

Year	GP	GS	Min	Avg	FG	FGA	Pct	3FG	3FGA	Pct	FT	FTA	Pct	Off	Def	Tot	Avg	PF	FO	Ast	TO	Blk	Stl	Pts	Avg
------	----	----	-----	-----	----	-----	-----	-----	------	-----	----	-----	-----	-----	-----	-----	-----	----	----	-----	----	-----	-----	-----	-----



SHELBY MOATS

34 Senior, Forward
6'8" 221 lbs.
Waconia, Minn.
Waconia HS

SEASON HIGHS

Points: 6, vs. Trevecca (11/16/14)
FG Made: 3, vs. Trevecca (11/16/14)
FG Atts: 4, vs. Trevecca (11/16/14)
3FG Made:
3FG Atts:
FT Made:
FT Atts: 2, vs. Trevecca (11/16/14)
Rebounds: 8, vs. Trevecca (11/16/14)
Assists: 1, vs. Trevecca (11/16/14)
Turnovers: 1, vs. Trevecca (11/16/14)
Blocks:
Steals: 1, vs. Lipscomb (11/20/14)
Minutes: 17, vs. Trevecca (11/16/14)

CAREER HIGHS

Points: 9, vs. Kentucky (1/10/13)
FG Made: 4, vs. Kentucky (1/10/13)
FG Atts: 7, 2x, last vs. Kentucky (1/10/13)
3FG Made: 2, 2x, last at Missouri (2/19/14)
3FG Atts: 5, vs. Nicholls State (11/10/12)
FT Made: 3, vs. Butler (12/29/12)
FT Atts: 5, vs. Butler (12/29/12)
Rebounds: 10, vs. Kentucky (1/10/13)
Assists: 4, vs. Ole Miss (1/15/13)
Turnovers: 4, 2x, last at Butler (11/19/13)
Blocks: 2, 2x last vs. Austin Peay (12/17/13)
Steals: 2, 3x, last at LSU (1/18/14)
Minutes: 36, vs. Ole Miss (1/15/13)

MOATS NOTEBOOK

- ★ Tallied six points and eight rebounds vs. Trevecca.
- ★ Named to 2014 CoSida Academic All-District 2 team, graduated with degree in Economics in May of 2014. Currently in the Owen School of Business pursuing a master's degree in Finance.
- ★ Played in all 31 games and started one as a junior in 2013-14...Averaged 1.5 points and 1.6 rebounds.
- ★ Scored season high eight points at Missouri (2/19) and tied a career-high with two made threes in the game against the Tigers...Played season-high 21 minutes vs. Florida.
- ★ Played in 31 games and made nine starts in 2012-13...Averaged 3.0 points and 2.9 rebounds.
- ★ Scored career-high 10 points and had career-best nine rebounds vs. UK (1/10).
- ★ Played 30 minutes in first collegiate start vs. Nicholls State - scored eight points and had two rebounds.
- ★ Played career-high 36 minutes vs. Ole Miss in fifth career start - grabbed eight rebounds.
- ★ Played in 16 games in 2011-12 as a true freshman and averaged 0.5 points and 0.9 rebounds per game.
- ★ Had first two blocks of his collegiate career at Ole Miss (2/16/12).
- ★ Made first career 3-pointer vs Monmouth (11/25); also added career-high six boards vs. Monmouth.
- ★ Powerfully-built power forward who has excellent shooting touch from beyond-the-arc.
- ★ Was the valedictorian of his Waconia High School senior class in 2011.
- ★ Four-year varsity letterwinner in basketball, two-year captain, and a two-year letterman in football at Waconia
- ★ Averaged 22 points and 12 rebounds in his senior year at Waconia and ended his career with 1,772 points and 985 rebounds.
- ★ Majoring in Economics at Vanderbilt, scheduled to graduate in spring of 2014.
- ★ Chose the Commodores over Washington State and Northwestern.

MOATS GAME-BY-GAME (SENIOR)

Opponent	M	FG-A	3P-A	FT-A	Reb	PF	A	T	B	S	PTS
N16 Trevecca	17	3-4	0-0	0-2	8	0	1	1	0	0	6
N20 Lipscomb	3	0-0	0-0	0-0	0	0	0	0	0	1	0
N23 Tennessee St.											
N25 Norfolk St.											
N28 Rutgers											
N29 Virginia/Lasalle											
D4 Baylor											
D13 Purdue											
D16 W. Carolina											
D20 @Georgia Tech											
D22 Penn											
D31 @Saint Louis											
J3 Yale											
J6 Auburn											
J10 @Arkansas											
J14 Georgia											
J17 @Miss. St.											
J20 @Kentucky											
J24 LSU											
J27 @Georgia											
J31 @Texas A&M											
F3 Florida											
F7 South Carolina											
F11 Tennessee											
F14 @Alabama											
F18 @Florida											
F21 Missouri											
F26 @Tennessee											
F28 Alabama											
M4 Miss. St.											
M7 @Ole Miss											

Moats' Overall Statistics at Vanderbilt

Year	GP	GS	Min	Avg	FG	FGA	Pct	3FG	3FGA	Pct	FT	FTA	Pct	Off	Def	Tot	Avg	PF	FO	Ast	TO	Blk	Stl	Pts	Avg
2011-12	16	0	65	4.1	3	13	.231	2	11	.182	0	1	.000	3	12	15	0.9	8	0	5	6	3	1	8	0.5
2012-13	31	9	514	16.6	35	89	.393	11	38	.289	13	30	.433	38	52	90	2.9	67	2	23	21	2	10	94	3.0
2013-14	31	1	332	10.7	17	45	.378	7	26	.269	5	9	.556	14	36	50	1.6	45	0	9	21	2	7	46	1.5
2014-15	2	0	20	10.0	3	4	.750	0	0	.000	0	2	.000	4	4	8	4.0	0	0	1	1	0	1	6	3.0
TOTAL	78	10	928	11.9	58	150	.387	20	74	.270	18	42	.429	59	103	162	2.1	120	2	38	48	7	19	154	2.0

Moats' SEC Statistics at Vanderbilt

Year	GP	GS	Min	Avg	FG	FGA	Pct	3FG	3FGA	Pct	FT	FTA	Pct	Off	Def	Tot	Avg	PF	FO	Ast	TO	Blk	Stl	Pts	Avg
2011-12	7	0	16	2.3	0	2	.000	0	2	.000	0	0	.000	0	4	4	0.6	1	0	0	1	3	0	0	0.0
2012-13	16	5	241	15.1	18	37	.486	4	13	.308	3	10	.300	18	26	44	2.8	29	0	8	10	1	4	43	2.7
2013-14	18	0	200	11.1	10	26	.385	6	16	.375	5	6	.833	10	20	30	1.7	23	0	4	9	0	3	31	1.7
TOTAL	41	5	457	11.1	28	65	.431	10	31	.323	8	16	.500	28	50	78	1.9	53	0	12	20	4	7	74	1.8



JEFF ROBERSON

11

Freshman, Forward
6'6" 206 lbs.
Houston, Texas
The Kinkaid School

SEASON HIGHS

- Points:** 6, vs. Trevecca (11/16/14)
- FG Made:** 2, 2x, last vs. Lipscomb (11/20/14)
- FG Atts:** 6, vs. Lipscomb (11/20/14)
- 3FG Made:** 2x, last vs. Lipscomb (11/20/14)
- 3FG Atts:** 2, 2x, last vs. Lipscomb (11/20/14)
- FT Made:** 3, vs. Trevecca (11/16/14)
- FT Atts:** 6, vs. Trevecca (11/16/14)
- Rebounds:** 8, vs. Lipscomb (11/20/14)
- Assists:** 2, vs. Lipscomb (11/20/14)
- Turnovers:** 2, vs. Trevecca (11/16/14)
- Blocks:** 1, 2x, last vs. Lipscomb (11/20/14)
- Steals:**
- Minutes:** 24, vs. Lipscomb (11/20/14)

CAREER HIGHS

- Points:** 6, vs. Trevecca (11/16/14)
- FG Made:** 2, 2x, last vs. Lipscomb (11/20/14)
- FG Atts:** 6, vs. Lipscomb (11/20/14)
- 3FG Made:** 2x, last vs. Lipscomb (11/20/14)
- 3FG Atts:** 2, 2x, last vs. Lipscomb (11/20/14)
- FT Made:** 3, vs. Trevecca (11/16/14)
- FT Atts:** 6, vs. Trevecca (11/16/14)
- Rebounds:** 8, vs. Lipscomb (11/20/14)
- Assists:** 2, vs. Lipscomb (11/20/14)
- Turnovers:** 2, vs. Trevecca (11/16/14)
- Blocks:** 1, 2x, last vs. Lipscomb (11/20/14)
- Steals:**
- Minutes:** 24, vs. Lipscomb (11/20/14)

MISCELLANEOUS

ROBERSON NOTEBOOK

- ☛ Team's second-leading rebounder with 7.0 rebounds per game.
- ☛ Left The Kinkaid School as the school's all-time leading scorer with 1,743 points.
- ☛ Averaged 20.1 points, 9.2 rebounds, 2.0 assists, and 1.5 steals per game in his senior season at the Kinkaid School in Houston.
- ☛ Named a finalist for the Guy V. Lewis Award, which is given to the top high school player in the city of Houston.
- ☛ As a senior, Roberson shot 66.8% from the floor, 48% from three-point range, and 78% from the free throw line.
- ☛ Chose Vanderbilt over Georgia Tech, Saint Louis, and Harvard.

ROBERSON GAME-BY-GAME (FRESHMAN)

Opponent	M	FG-A	3P-A	FT-A	Reb	PF	A	T	B	S	PTS
N16 Trevecca	18	2-4	1-2	3-6	6	3	0	2	1	0	6
N20 Lipscomb	24	2-6	1-2	0-0	8	3	2	1	1	0	5
N23 Tennessee St.											
N25 Norfolk St.											
N28 Rutgers											
N29 Virginia/Lasalle											
D4 Baylor											
D13 Purdue											
D16 W. Carolina											
D20 @Georgia Tech											
D22 Penn											
D31 @Saint Louis											
J3 Yale											
J6 Auburn											
J10 @Arkansas											
J14 Georgia											
J17 @Miss. St.											
J20 @Kentucky											
J24 LSU											
J27 @Georgia											
J31 @Texas A&M											
F3 Florida											
F7 South Carolina											
F11 Tennessee											
F14 @Alabama											
F18 @1, Florida											
F21 Missouri											
F26 @Tennessee											
F28 Alabama											
M4 Miss. St.											
M7 @Ole Miss											

Roberson's Overall Statistics at Vanderbilt

Year	GP	GS	Min	Avg	FG	FGA	Pct	3FG	3FGA	Pct	FT	FTA	Pct	Off	Def	Tot	Avg	PF	FO	Ast	TO	Blk	Stl	Pts	Avg
2014-15	2	2	42	21.0	4	10	.400	2	4	.500	3	6	.500	6	8	14	7.0	6	0	2	3	2	0	13	6.5
TOTAL	2	2	42	21.0	4	10	.400	2	4	.500	3	6	.500	6	8	14	7.0	6	0	2	3	2	0	13	6.5

Roberson's SEC Statistics at Vanderbilt

Year	GP	GS	Min	Avg	FG	FGA	Pct	3FG	3FGA	Pct	FT	FTA	Pct	Off	Def	Tot	Avg	PF	FO	Ast	TO	Blk	Stl	Pts	Avg
------	----	----	-----	-----	----	-----	-----	-----	------	-----	----	-----	-----	-----	-----	-----	-----	----	----	-----	----	-----	-----	-----	-----



JAMES SIAKAM

35

Senior, Forward
6'7" 225 lbs.
Douala, Cameroon
Brehm Prep (Ill.)

SEASON HIGHS

Points: 2, vs. Lipscomb (11/20/14)
FG Made: 1, vs. Lipscomb (11/20/14)
FG Atts: 3, vs. Lipscomb (11/20/14)
3FG Made:
3FG Atts:
FT Made:
FT Atts:
Rebounds: 6, vs. Lipscomb (11/20/14)
Assists: 1, vs. Lipscomb (11/20/14)
Turnovers:
Blocks: 3, vs. Lipscomb (11/20/14)
Steals:
Minutes: 19, vs. Lipscomb (11/20/14)

CAREER HIGHS

Points: 22, at Texas A&M (1/25/14)
FG Made: 7, vs. Lipscomb (11/15/13)
FG Atts: 10, 2x, last at Missouri (2/19/14)
3FG Made: N/A
3FG Atts: 1, 4x, last vs. Missouri (1/16/14)
FT Made: 12, vs. Texas A&M (2/15/14)
FT Atts: 14, vs. Texas A&M (2/15/14)
Rebounds: 13, vs. Lipscomb (11/15/13)
Assists: 4, 2x, last at Missouri (2/19/14)
Turnovers: 4, vs. Providence (11/22/13)
Blocks: 5, at LSU (1/18/14)
Steals: 4, vs. Saint Louis (12/30/13)
Minutes: 37, vs. Texas A&M (2/15/14)

SIKAM NOTEBOOK

- ✪ Played in all 31 games and started 28 in 2013-14.
- ✪ Averaged 7.2 points and 5.3 rebounds per game last year..Shot 58.9% from the floor, which led the team.
- ✪ Posted six games in double figures and had three double-doubles on the season, with two coming against Texas A&M.
- ✪ Scored a career-high 22 points and had 10 rebounds in win at Texas A&M (1/25) and had a 16-point, 10-rebound effort against the Aggies in Nashville (2/15)...In those two Commodore wins, he was also a combined 22-27 from the free throw line.
- ✪ Posted an 18-point, 13-rebound effort against Lipscomb (11/15)...His 13 rebounds was a new career-high.
- ✪ Also had 10 rebounds against Ole Miss in Nashville (1/22)...Posted new career-high in blocks with five at LSU (1/18).
- ✪ Played in 26 games in 2012-13 and made the first and only start of his career at Tennessee (1/29); averaged 2.0 points and 1.9 rebounds per contest.
- ✪ Played 19 minutes at Arkansas (1/12), scored four points and had seven rebounds vs. Razorbacks.
- ✪ Played 16 minutes at Missouri (1/26), tallied seven points in 16 minutes.
- ✪ Scored career high eight points and grabbed career high eight rebounds vs. Marist (11/23).
- ✪ Played in 13 games in 2011-12, and averaged 0.5 points and 0.2 rebounds per game.
- ✪ Appeared in first game of his college career against Cleveland St. (11/13/11); scored first point of career against Bucknell (11/15/11).
- ✪ Tallied his first collegiate field goal against LSU (2/9/12).
- ✪ Redshirted in 2010-11.
- ✪ Averaged 18 points, 10 rebounds, and five blocks per game for his Brehm (Ill.) Prep team.
- ✪ Chose the Commodores over Southern Illinois, Marquette, Illinois, Florida, Virginia, and UCLA.
- ✪ Advice to youngsters: "Work hard for whatever you want because nothing is free. Stay humble, and above all, put God first in any of your endeavors."

SIKAM GAME-BY-GAME (SENIOR)

Opponent	M	FG-A	3P-A	FT-A	Reb	PF	A	T	B	S	PTS
N16 Trevecca	DNP										
N20 Lipscomb	19	1-3	0-0	0-0	6	4	1	0	3	0	2
N23 Tennessee St.											
N25 Norfolk St.											
N28 Rutgers											
N29 Virginia/Lasalle											
D4 Baylor											
D13 Purdue											
D16 W. Carolina											
D20 @Georgia Tech											
D22 Penn											
D31 @Saint Louis											
J3 Yale											
J6 Auburn											
J10 @Arkansas											
J14 Georgia											
J17 @Miss. St.											
J20 @Kentucky											
J24 LSU											
J27 @Georgia											
J31 @Texas A&M											
F3 Florida											
F7 South Carolina											
F11 Tennessee											
F14 @Alabama											
F18 @1, Florida											
F21 Missouri											
F26 @Tennessee											
F28 Alabama											
M4 Miss. St.											
M7 @Ole Miss											

Siakam's Overall Statistics at Vanderbilt

Year	GP	GS	Min	Avg	FG	FGA	Pct	3FG	3FGA	Pct	FT	FTA	Pct	Off	Def	Tot	Avg	PF	FO	Ast	TO	Blk	Stl	Pts	Avg
2011-12	13	0	25	1.9	2	5	.400	0	0	.000	2	4	.500	1	1	2	0.2	3	0	0	1	1	0	6	0.5
2012-13	26	1	229	8.8	19	40	.475	0	1	.000	15	30	.500	27	23	50	1.9	30	0	7	16	7	7	53	2.0
2013-14	31	28	748	24.1	76	129	.589	0	4	.000	70	101	.693	71	93	164	5.3	104	5	36	40	41	28	222	7.2
2014-15	1	0	19	19.0	1	3	.333	0	0	.000	0	0	.000	3	3	6	6.0	4	0	1	0	3	0	2	2.0
TOTAL	71	29	1018	14.5	98	176	.557	0	5	.000	87	135	.644	102	120	222	3.2	141	5	44	57	51	35	283	4.0

Siakam's SEC Statistics at Vanderbilt

Year	GP	GS	Min	Avg	FG	FGA	Pct	3FG	3FGA	Pct	FT	FTA	Pct	Off	Def	Tot	Avg	PF	FO	Ast	TO	Blk	Stl	Pts	Avg
2011-12	6	0	9	1.5	2	2	1.000	0	0	.000	0	0	.000	1	1	2	0.3	3	0	0	0	0	0	4	0.7
2012-13	11	1	92	8.4	12	26	.462	0	1	.000	7	16	.438	13	12	25	2.3	11	0	3	6	3	3	31	2.8
2013-14	18	17	469	26.1	42	72	.583	0	2	.000	39	56	.696	45	56	101	5.6	63	4	20	25	29	15	123	6.8
TOTAL	35	18	570	16.3	56	100	.560	0	3	.000	46	72	.639	59	69	128	3.7	77	4	23	31	32	18	158	4.5



NATHAN WATKINS

10

Junior, Guard
6'5" 195 lbs.
Brentwood, Tenn.
Ensworth School

SEASON HIGHS

- Points:**
- FG Made:**
- FG Atts:**
- 3FG Made:**
- 3FG Atts:**
- FT Made:**
- FT Atts:**
- Rebounds:** 1, vs. Trevecca (11/16/14)
- Assists:**
- Turnovers:**
- Blocks:**
- Steals:**
- Minutes:** 2, vs. Trevecca (11/16/14)

CAREER HIGHS

- Points:** 7, at Auburn (2/22/14)
- FG Made:** 2, 2x, last vs. LSU (3/6/14)
- FG Atts:** 6, at Auburn (2/22/14)
- 3FG Made:** 1, 2x, last vs. LSU (3/6/14)
- 3FG Atts:** 5, at Auburn (2/22/14)
- FT Made:** 3, at Tennessee (3/1/14)
- FT Atts:** 4, at Tennessee (3/1/14)
- Rebounds:** 4, vs. Miss. State (3/12/14)
- Assists:**
- Turnovers:** 2, vs. Alabama A&M (12/15/12)
- Blocks:**
- Steals:** 1, at Mississippi State (2/23/13)
- Minutes:** 16, at Auburn (2/22/14)

MISCELLANEOUS

WATKINS NOTEBOOK

- ⊛ Walk-on guard from Brentwood, Tenn., who played at Ensworth School in Nashville.
- ⊛ Played in nine games in 2013-14, including five out of the last six.
- ⊛ Averaged 2.3 points and 0.9 rebounds per game.
- ⊛ Scored the first point of his career against Northeastern (1/4).
- ⊛ Played a career-high 16 minutes in a win at Auburn (2/22), where he helped contribute to the win with seven points and three rebounds.
- ⊛ Scored six points at Tennessee (3/1)...Grabbed four rebounds vs. Miss. State (3/12) in the SEC Tournament.
- ⊛ Averaged 13 points and five rebounds in his senior season at Ensworth, where he was team captain.
- ⊛ In his junior and senior years, he was a part of two state and regional championship teams, and his Ensworth squad claimed the 2012 Naples Daily News Tournament Championship.
- ⊛ Individually, he was named to the TSSAA State All-Tournament team and the Tennessee Prep Hoops All-Region team in his senior season, while also being named a finalist for the Moss-Oliver Award, an award the Nashville City Civitan Club presents annually to a girl and boy basketball player from a Nashville high school who excels in athletics, academics, school activities and community involvement.
- ⊛ Undecided on major at Vanderbilt.
- ⊛ Nickname is Swatkins.
- ⊛ Advice to youngsters: "Never be satisfied with where you're at."

WATKINS GAME-BY-GAME (JUNIOR)

Opponent	M	FG-A	3P-A	FT-A	Reb	PF	A	T	B	S	PTS
N16 Trevecca	2	0-0	0-0	0-0	1	0	0	0	0	0	0
N20 Lipscomb	1	0-0	0-0	0-0	0	0	0	0	0	0	0
N23 Tennessee St.											
N25 Norfolk St.											
N28 Rutgers											
N29 Virginia/Lasalle											
D4 Baylor											
D13 Purdue											
D16 W. Carolina											
D20 @Georgia Tech											
D22 Penn											
D31 @Saint Louis											
J3 Yale											
J6 Auburn											
J10 @Arkansas											
J14 Georgia											
J17 @Miss. St.											
J20 @Kentucky											
J24 LSU											
J27 @Georgia											
J31 @Texas A&M											
F3 Florida											
F7 South Carolina											
F11 Tennessee											
F14 @Alabama											
F18 @Florida											
F21 Missouri											
F26 @Tennessee											
F28 Alabama											
M4 Miss. St.											
M7 @Ole Miss											

Watkins' Overall Statistics at Vanderbilt

Year	GP	GS	Min	Avg	FG	FGA	Pct	3FG	3FGA	Pct	FT	FTA	Pct	Off	Def	Tot	Avg	PF	FO	Ast	TO	Blk	Stl	Pts	Avg
2012-13	5	0	5	1.0	0	1	.000	0	1	.000	0	0	.000	0	1	1	0.2	0	0	0	2	0	1	0	0.0
2013-14	9	0	53	5.9	5	18	.278	3	15	.200	8	11	.727	2	6	8	0.9	3	0	0	4	0	0	21	2.3
2014-15	2	0	3	1.5	0	0	.000	0	0	.000	0	0	.000	0	1	1	0.5	0	0	0	0	0	0	0	0.0
TOTAL	16	0	61	3.8	5	19	.263	3	16	.188	8	11	.727	2	8	10	0.6	3	0	0	6	0	1	21	1.3

Watkins' SEC Statistics at Vanderbilt

Year	GP	GS	Min	Avg	FG	FGA	Pct	3FG	3FGA	Pct	FT	FTA	Pct	Off	Def	Tot	Avg	PF	FO	Ast	TO	Blk	Stl	Pts	Avg
2012-13	2	0	2	1.0	0	1	.000	0	1	.000	0	0	.000	0	0	0	0.0	0	0	0	0	0	1	0	0.0
2013-14	5	0	39	7.8	5	16	.313	3	13	.231	7	8	.875	1	3	4	0.8	1	0	0	3	0	0	20	4.0
TOTAL	7	0	41	5.9	5	17	.294	3	14	.214	7	8	.875	1	3	4	0.6	1	0	0	3	0	1	20	2.9

2014-15 Vanderbilt Basketball
Vanderbilt Combined Team Statistics (as of Nov 21, 2014)
All games

RECORD:	OVERALL	HOME	AWAY	NEUTRAL
ALL GAMES	2-0	2-0	0-0	0-0
CONFERENCE	0-0	0-0	0-0	0-0
NON-CONFERENCE	2-0	2-0	0-0	0-0

##	Player	gp-gs	min	avg	Total		3-Point		F-Throw		Rebounds				pf	dq	a	to	blk	stl	pts	avg
					fg-fga	fg%	3fg-fga	3fg%	ft-fta	ft%	off	def	tot	avg								
30	JONES, Damian	2-2	52	26.0	18-28	.643	0-0	.000	9-16	.563	7	11	18	9.0	4	0	3	5	6	2	45	22.5
13	LACHANCE, Riley	2-2	57	28.5	7-20	.350	3-10	.300	5-6	.833	0	7	7	3.5	3	0	8	2	0	0	22	11.0
03	KORNET, Luke	2-2	44	22.0	7-11	.636	3-6	.500	4-6	.667	2	11	13	6.5	6	0	0	3	5	0	21	10.5
04	BALDWIN IV, Wade	2-0	48	24.0	9-11	.818	1-2	.500	1-3	.333	1	9	10	5.0	3	0	8	3	0	4	20	10.0
11	ROBERSON, Jeff	2-2	42	21.0	4-10	.400	2-4	.500	3-6	.500	6	8	14	7.0	6	0	2	3	2	0	13	6.5
05	FISHER-DAVIS, Matth	2-0	41	20.5	3-14	.214	3-11	.273	2-2	1.000	0	3	3	1.5	4	0	4	1	1	0	11	5.5
00	MITCHELL, Shelton	2-2	47	23.5	2-9	.222	1-3	.333	5-6	.833	1	6	7	3.5	4	0	7	4	0	0	10	5.0
34	MOATS, Shelby	2-0	20	10.0	3-4	.750	0-0	.000	0-2	.000	4	4	8	4.0	0	0	1	1	0	1	6	3.0
40	HENDERSON, Josh	2-0	22	11.0	1-5	.200	0-1	.000	3-4	.750	3	4	7	3.5	2	0	0	2	0	0	5	2.5
35	SIAKAM, James	1-0	19	19.0	1-3	.333	0-0	.000	0-0	.000	3	3	6	6.0	4	0	1	0	3	0	2	2.0
14	JOSEPHS, Carter	2-0	5	2.5	0-0	.000	0-0	.000	0-2	.000	0	1	1	0.5	1	0	0	3	0	0	0	0.0
10	WATKINS, Nathan	2-0	3	1.5	0-0	.000	0-0	.000	0-0	.000	0	1	1	0.5	0	0	0	0	0	0	0	0.0
Team											1	0	1									
Total.....		2	400		55-115	.478	13-37	.351	32-53	.604	28	68	96	48.0	37	0	34	27	17	7	155	77.5
Opponents.....		2	400		38-122	.311	13-47	.277	29-42	.690	24	42	66	33.0	44	-	16	21	7	16	118	59.0

TEAM STATISTICS	VU	OPP	Date	Opponent	Score	Att.
SCORING	155	118	11/16/14	TREVECCA	w 83-56	7581
Points per game	77.5	59.0	11/20/14	LIPSCOMB	w 72-62	8415
Scoring margin	+18.5	-	* - Conference game			
FIELD GOALS-ATT	55-115	38-122				
Field goal pct	.478	.311				
3 POINT FG-ATT	13-37	13-47				
3-point FG pct	.351	.277				
3-pt FG made per game	6.5	6.5				
FREE THROWS-ATT	32-53	29-42				
Free throw pct	.604	.690				
F-Throws made per game	16.0	14.5				
REBOUNDS	96	66				
Rebounds per game	48.0	33.0				
Rebounding margin	+15.0	-				
ASSISTS	34	16				
Assists per game	17.0	8.0				
TURNOVERS	27	21				
Turnovers per game	13.5	10.5				
Turnover margin	-3.0	-				
Assist/turnover ratio	1.3	0.8				
STEALS	7	16				
Steals per game	3.5	8.0				
BLOCKS	17	7				
Blocks per game	8.5	3.5				
ATTENDANCE	15996	0				
Home games-Avg/Game	2-7998	0-0				
Neutral site-Avg/Game	-	0-0				

Score by Periods	1st	2nd	Totals
Vanderbilt	73	82	155
Opponents	55	63	118

2014-15 Vanderbilt Basketball
 Vanderbilt Team Game-by-Game (as of Nov 21, 2014)
 All games

TEAM STATISTICS

Opponent	Date	Score		Total		3-Pointers		Free throws		Rebounds				pf	a	t/o	blk	stl	pts	avg
				fg-fga	pct	3fg-fga	pct	ft-fta	pct	off	def	tot	avg							
TREVECCA	11/16/14	83-56	W	28-56	.500	6-22	.273	21-35	.600	15	38	53	53.0	15	15	16	9	2	83	83.0
LIPSCOMB	11/20/14	72-62	W	27-59	.458	7-15	.467	11-18	.611	13	30	43	48.0	22	19	11	8	5	72	77.5
Vanderbilt		155		55-115	.478	13-37	.351	32-53	.604	28	68	96	48.0	37	34	27	17	7	155	77.5
Opponents		118		38-122	.311	13-47	.277	29-42	.690	24	42	66	33.0	44	16	21	7	16	118	59.0

Games played: 2
 Points/game: 77.5
 FG Pct: 47.8
 3FG Pct: 35.1
 FT Pct: 60.4

Rebounds/game: 48.0
 Assists/game: 17.0
 Turnovers/game: 13.5
 Assist/turnover ratio: 1.3
 Steals/game: 3.5
 Blocks/game: 8.5

2014-15 Vanderbilt Basketball
 Vanderbilt Opponent Game-by-Game (as of Nov 21, 2014)
 All games

OPPONENT STATISTICS

Opponent	Date	Score		Total		3-Pointers		Free throws		Rebounds				pf	a	t/o	blk	stl	pts	avg
				fg-fga	pct	3fg-fga	pct	ft-fta	pct	off	def	tot	avg							
TREVECCA	11/16/14	83-56	W	19-65	.292	6-19	.316	12-16	.750	10	19	29	29.0	25	9	12	1	12	56	56.0
LIPSCOMB	11/20/14	72-62	W	19-57	.333	7-28	.250	17-26	.654	14	23	37	33.0	19	7	9	6	4	62	59.0
Opponents		118		38-122	.311	13-47	.277	29-42	.690	24	42	66	33.0	44	16	21	7	16	118	59.0
Vanderbilt		155		55-115	.478	13-37	.351	32-53	.604	28	68	96	48.0	37	34	27	17	7	155	77.5

Games played: 2
 Points/game: 59.0
 FG Pct: 31.1
 3FG Pct: 27.7
 FT Pct: 69.0

Rebounds/game: 33.0
 Assists/game: 8.0
 Turnovers/game: 10.5
 Assist/turnover ratio: 0.8
 Steals/game: 8.0
 Blocks/game: 3.5

2014-15 Vanderbilt Basketball
 Vanderbilt Points-Rebounds-Assists (as of Nov 21, 2014)
 All games

Opponent	Date	Score		00	03	04	05	10	11	13
				MITCHELL,S	KORNET,LUK	BALDWIN IV	FISHER-DAV	WATKINS,NA	ROBERSON,J	LACHANCE,R
TREVECCA	11/16/14	83-56	w	6-3-4	10-10-0	9-3-3	5-2-3	0-1-0	8-6-0	13-2-2
LIPSCOMB	11/20/14	72-62	w	4-4-3	11-3-0	11-7-5	6-1-1	0-0-0	5-8-2	9-5-6

Opponent	Date	Score		14	30	34	35	40
				JOSEPHS,CA	JONES,DAMI	MOATS,SHEL	SIAKAM,JAM	HENDERSON,
TREVECCA	11/16/14	83-56	w	0-1-0	24-12-2	6-8-1	DNP	2-5-0
LIPSCOMB	11/20/14	72-62	w	0-0-0	21-6-1	0-0-0	2-6-1	3-2-0

2014-15 Vanderbilt Basketball
 Vanderbilt Game-by-Game Highs (as of Nov 21, 2014)
 All games

Opponent	Date	Score	Points	Rebounds	Assists	Steals	Blocked shots
TREVECCA	11/16/14	83-56	24-JONES, Damian	12-JONES, Damian	4-MITCHELL, Shelton	1-JONES, Damian BALDWIN IV, Wade	4-KORNET, Luke JONES, Damian
LIPSCOMB	11/20/14	72-62	21-JONES, Damian	8-ROBERSON, Jeff	6-LACHANCE, Riley	3-BALDWIN IV, Wad	3-SIAKAM, James