



Game 11/Vanderbilt (7-3) vs. Penn (3-5)
Nashville, Tenn. - Memorial Gym - 7 p.m. CT

TV: SEC Network Plus

TV Talent: Kevin Ingram (pxp), Ross Neltner (analyst)

Radio: Vanderbilt Radio Network from IMG College, vucommidores.com

Radio Talent: Joe Fisher (pxp), Tim Thompson (analyst)

Live Stats: vucommidores.com

Twitter Updates: @VandyMBB

Vanderbilt Athletic Communications

2601 Jess Neely Drive, Nashville, TN 37212

phone: 615-322-4121

www.vucommidores.com

VANDERBILT SCHEDULE/RESULTS

NOVEMBER

Date	VU	Opp	Opponent	Time/Result	TV/Rec.
Nov. 6	-	-	Ill.-Springfield	W, 83-62	-
Nov. 11	-	-	Sewanee	W, 67-38	-
Nov. 16	-	-	Trevecca	W, 83-56	1-0
Nov. 20	-	-	Lipscomb	W, 72-62	2-0
Nov. 23	-	-	Tenn. State	W, 78-46	3-0
Nov. 25	-	-	Norfolk St.	W, 63-53	4-0
Nov. 28	-	-	Rutgers	L, 65-68	4-1
Nov. 29	-	-	LaSalle	W, 68-55	5-1

2014 Barclays Center Classic

DECEMBER

Date	VU	Opp	Opponent	Time	TV
Dec. 4	-	-	Baylor	L, 63-66	5-2
Dec. 13	-	-	Purdue	W, 81-71	6-2
Dec. 16	-	-	W. Carolina	W, 99-79	7-2
Dec. 20	-	-	Georgia Tech	L, 60-65	7-3
Dec. 22	-	-	Penn	7 pm	SECN+
Dec. 31	-	-	Saint Louis	1 pm	FSN Midwest

JANUARY

Date	VU	Opp	Opponent	Time	TV
Jan. 3	-	-	Yale	1 pm	SECN+
Jan. 6	-	-	Auburn*	8 pm	ESPNU
Jan. 10	-	-	Arkansas*	3:30 pm	SECN
Jan. 14	-	-	Georgia*	8 pm	SECN
Jan. 17	-	-	Miss. St.*	3 pm	FSN
Jan. 20	-	-	Kentucky*	8 pm	SECN
Jan. 24	-	-	LSU*	5 pm	ESPNU
Jan. 27	-	-	Georgia*	6 pm	SECN
Jan. 31	-	-	Texas A&M*	3:30 pm	SECN

FEBRUARY

Date	VU	Opp	Opponent	Time	TV
Feb. 3	-	-	Florida*	8 pm	ESPN
Feb. 7	-	-	S. Carolina*	3 pm	FSN
Feb. 11	-	-	Tennessee*	8 pm	SECN
Feb. 14	-	-	Alabama*	7 pm	ESPNU
Feb. 18	-	-	Florida*	6 pm	SECN
Feb. 21	-	-	Missouri*	1:30 pm	SECN
Feb. 26	-	-	Tennessee*	6 pm	ESPN/2
Feb. 28	-	-	Alabama*	3 pm	FSN

MARCH

Date	VU	Opp	Opponent	Time	TV
Mar. 4	-	-	Miss. St.*	8 pm	SECN
Mar. 7	-	-	Ole Miss*	8 pm	SECN
Mar.11-15			SEC Tournament		SECN/ESPN

ALL TIMES CENTRAL

RANKINGS: AP/ESPN

*SEC GAME

SECN: SEC Network; SECN+: SEC Network Plus;

NBCSN: NBC Sports Network

GAME INFORMATION



2014-15 Record: 7-3
Head Coach: Kevin Stallings
Career Record: 422-258 (22)
VU Record: 299-195 (16)

2014-15 LEADERS
Points: Damian Jones (16.7)
Rebounds: Damian Jones (7.2)
Assists: Wade Baldwin IV (5.0)
Blocks: Damian Jones (1.7)

SERIES INFORMATION

Series Record: Vanderbilt leads the all-time series, 2-1
Last Meeting: Vanderbilt win, 71-70, on 12/13/1986.
Record at Vanderbilt: VU leads, 1-0.
Record at Penn: Tied at 1.
Record at Neutral Site: NA.
Coach Stallings vs. Penn: Coach Stallings has never faced Penn.



2014-15 Record: 3-5
Head Coach: Jerome Allen
Career Record: 59-90 (6)
Penn Record: same

2014-15 LEADERS
Points: Tony Hicks (14.6)
Rebounds: Darien Nelson-Henry (7.3)
Assists: Tony Hicks (3.8)
Blocks: Darien Nelson-Henry (1.1)

JONES LEADS DORES

Sophomore post player Damian Jones is off to a great start to his sophomore campaign, averaging 16.7 points and 7.2 rebounds per game in eight early contests. Jones, a preseason All-SEC First Team selection by the league's coaches, has scored 20+ points in four games this year and is first in the SEC in field goal percentage (.584), fifth in the SEC in scoring, 4th in rebounding, 5th in blocks (1.7), and 6th in defensive rebounding (4.7/game).

LACHANCE CLAIMS SEC FOW HONORS

Freshman Riley LaChance poured in a career-high 26 points in Vanderbilt's win over Purdue on Saturday and claimed SEC Freshman of the Week honors for his performance, and then followed with another 26-point game against Western Carolina. It was the most points scored by a Commodore freshman since A.J. Ogilvy scored 27 points on March 13, 2008, in a first-round game of the SEC Tournament in Atlanta, and the first time a Commodore has scored 25 or more points in consecutive games since John Jenkins scored 26 at Ole Miss (2/16/12) and 28 at Georgia (2/19/12). LaChance is the leading freshman scorer in the SEC at 13.2 points per game and leads all SEC freshmen in three's made per contest at 2.1 per game, which is fourth in the conference overall.

COACH STALLINGS IN 16TH YEAR

Head Coach Kevin Stallings, the school's all-time winningest coach, is in his 16th season with the Commodores and 21st overall as a head coach. Stallings has 299 career wins at Vanderbilt and 422 overall as a head coach. He has seven 20-win seasons in the last 10 seasons, with six NCAA tournament appearances and two Sweet 16's (2004 and 2007). Against Tennessee State earlier this year, he won his 200th career game at Memorial Gym.

STALLINGS NOW 7TH IN SEC WINS






With the win over Purdue, Coach Stallings is now in seventh place in all-time wins on the all-time winningest SEC coaches, surpassing Kentucky's Joe B. Hall and Georgia's Hugh Durham, who were each tied with 297 wins.

Billy Donovan - 458 wins
 Kevin Stallings - 299 wins

ACTIVE WINNINGEST SEC COACHES

ALL-TIME WINNINGEST SEC COACHES

1. Adolph Rupp, UK - 875 wins
2. Billy Donovan, UF, 458 wins
3. Dale Brown, LSU, 448 wins
4. C.M. Newton, Alabama/Vanderbilt; Harry Rabenhorst, LSU, 340 wins
6. Tubby Smith, UGA/UK, 308 wins
7. Kevin Stallings, Vanderbilt, 299 wins

0		<p>SHELTON MITCHELL F ★ 6-3 ★ 186 ★ Fr. ★ Waxhaw, N.C.</p> <table border="1"> <thead> <tr> <th>PPG</th> <th>RPG</th> <th>APG</th> <th>SPG</th> <th>BPG</th> <th>MPG</th> </tr> </thead> <tbody> <tr> <td>4.5</td> <td>2.7</td> <td>4.6</td> <td>0.1</td> <td>0.1</td> <td>22.5</td> </tr> </tbody> </table>	PPG	RPG	APG	SPG	BPG	MPG	4.5	2.7	4.6	0.1	0.1	22.5	<p>NOTES: Led team in points (16.5) and rebounds (8.5) in exhibition games... Also averaged 4.5 assists in exhib games...Dished out career-high seven assists vs. Tenn. St.; also scored career-high 7 pts...Tied career high with 7 pts vs. Purdue, also had 6 assists...5th in SEC in assists.</p>	<p>CAREER HIGHS Pts. - 7, 2x, last vs. Purdue (12/13/14) Rebs. - 6, at Ga. Tech (12/20/14) Ast. - 7, vs. Tenn. St. (11/23/14) Min. - 33, vs. Tenn. St. (11/23/14)</p>
PPG	RPG	APG	SPG	BPG	MPG											
4.5	2.7	4.6	0.1	0.1	22.5											
3		<p>LUKE KORNET F ★ 7-0 ★ 240 ★ So. ★ Lantana, Texas</p> <table border="1"> <thead> <tr> <th>PPG</th> <th>RPG</th> <th>APG</th> <th>SPG</th> <th>BPG</th> <th>MPG</th> </tr> </thead> <tbody> <tr> <td>9.6</td> <td>4.3</td> <td>0.8</td> <td>0.1</td> <td>1.5</td> <td>22.5</td> </tr> </tbody> </table>	PPG	RPG	APG	SPG	BPG	MPG	9.6	4.3	0.8	0.1	1.5	22.5	<p>NOTES: Scored career-high 24 pts on 10-11 shooting vs. Tenn. St....Tallied first double-double of his career with 10 points and career-high 10 rebounds vs. Trevecca... Shooting 48.4% from three...Son of Frank Kornet, a former VU basketball standout of his own from 1986-89.</p>	<p>CAREER HIGHS Pts. - 24, vs. Tenn. St. (11/23/14) Rebs. - 10, vs. Trevecca (11/16/14) Ast. - 4, vs. W. Carolina (12/16/14) Min. - 34, at Ole Miss (3/8/14)</p>
PPG	RPG	APG	SPG	BPG	MPG											
9.6	4.3	0.8	0.1	1.5	22.5											
4		<p>WADE BALDWIN IV G ★ 6-3 ★ 195 ★ Fr. ★ Belle Mead, N.J.</p> <table border="1"> <thead> <tr> <th>PPG</th> <th>RPG</th> <th>APG</th> <th>SPG</th> <th>BPG</th> <th>MPG</th> </tr> </thead> <tbody> <tr> <td>7.6</td> <td>3.9</td> <td>5.0</td> <td>1.4</td> <td>0.1</td> <td>27.1</td> </tr> </tbody> </table>	PPG	RPG	APG	SPG	BPG	MPG	7.6	3.9	5.0	1.4	0.1	27.1	<p>NOTES: Dished out 10 assists vs. Tenn. St...Won his first SEC FOW honor for his performance in wins over Lipscomb and Tenn. State...Has 50 assists and only 18 turnovers this season...3rd in SEC in assists (5.0)... Started last five games at point guard.</p>	<p>CAREER HIGHS Pts. - 13, vs. Norfolk St. (11/25/14) Rebs. - 7, vs. Lipscomb (11/20/14) Ast. - 10, vs. Tenn. St. (11/23/14) Min. - 35, vs. LaSalle (11/29/14)</p>
PPG	RPG	APG	SPG	BPG	MPG											
7.6	3.9	5.0	1.4	0.1	27.1											
5		<p>MATTHEW FISHER-DAVIS G ★ 6-5 ★ 173 ★ Fr. ★ Charlotte, N.C.</p> <table border="1"> <thead> <tr> <th>PPG</th> <th>RPG</th> <th>APG</th> <th>SPG</th> <th>BPG</th> <th>MPG</th> </tr> </thead> <tbody> <tr> <td>5.7</td> <td>2.0</td> <td>1.0</td> <td>0.3</td> <td>0.2</td> <td>19.0</td> </tr> </tbody> </table>	PPG	RPG	APG	SPG	BPG	MPG	5.7	2.0	1.0	0.3	0.2	19.0	<p>NOTES: 6'5 guard considered one of best shooters in 2014 class...Scored career-high 11 points on career-best 4 made FGs vs. Norfolk St...Made a career-best three three's vs. Purdue and W. Carolina.</p>	<p>CAREER HIGHS Pts. - 11, vs. Norfolk St. (11/25/14) Rebs. - 3, 2x, last vs. Purdue (12/13/14) Ast. - 3, vs. Tenn. St. (11/23/14) Min. - 26, vs. Rutgers (11/28/14)</p>
PPG	RPG	APG	SPG	BPG	MPG											
5.7	2.0	1.0	0.3	0.2	19.0											
10		<p>NATHAN WATKINS G ★ 6-5 ★ 195 ★ Jr. ★ Brentwood, Tenn.</p> <table border="1"> <thead> <tr> <th>PPG</th> <th>RPG</th> <th>APG</th> <th>SPG</th> <th>BPG</th> <th>MPG</th> </tr> </thead> <tbody> <tr> <td>0.0</td> <td>0.2</td> <td>0.0</td> <td>0.0</td> <td>0.0</td> <td>1.4</td> </tr> </tbody> </table>	PPG	RPG	APG	SPG	BPG	MPG	0.0	0.2	0.0	0.0	0.0	1.4	<p>NOTES: Walk-on guard from Brentwood, Tenn., who played at Ensworth School in Nashville...Played in eight games last year...Played 16 huge minutes at Auburn, scored 7 points and had 3 rebounds...Had career bests in pts, rebs, min., FG's made, 3 FG's made vs. Tigers.</p>	<p>CAREER HIGHS Pts. - 7, at Auburn (2/22/14) Rebs. - 4, vs. Miss. St. (3/12/14) Ast. - Min. - 16, at Auburn (2/22/14)</p>
PPG	RPG	APG	SPG	BPG	MPG											
0.0	0.2	0.0	0.0	0.0	1.4											
11		<p>JEFF ROBERSON F ★ 6-6 ★ 206 ★ Fr. ★ Houston, Texas</p> <table border="1"> <thead> <tr> <th>PPG</th> <th>RPG</th> <th>APG</th> <th>SPG</th> <th>BPG</th> <th>MPG</th> </tr> </thead> <tbody> <tr> <td>4.2</td> <td>3.7</td> <td>1.3</td> <td>0.4</td> <td>0.3</td> <td>19.5</td> </tr> </tbody> </table>	PPG	RPG	APG	SPG	BPG	MPG	4.2	3.7	1.3	0.4	0.3	19.5	<p>NOTES: Scored eight points at Ga. Tech...Tallied 7 pts and 7 rebs. in career-high 35 minutes vs. LaSalle... Scored career-high 9 pts in debut vs. Trevecca...Left The Kinkaid School as the school's all-time leading scorer with 1,743 points.</p>	<p>CAREER HIGHS Pts. - 9, vs. Trevecca (11/16/14) Rebs. - 8, vs. Lipscomb (11/20/14) Ast. - 3, vs. Tenn. St. (11/23/14) Min. - 35, vs. LaSalle (11/29/14)</p>
PPG	RPG	APG	SPG	BPG	MPG											
4.2	3.7	1.3	0.4	0.3	19.5											
13		<p>RILEY LACHANCE G ★ 6-2 ★ 194 ★ Fr. ★ Brookfield, Wis.</p> <table border="1"> <thead> <tr> <th>PPG</th> <th>RPG</th> <th>APG</th> <th>SPG</th> <th>BPG</th> <th>MPG</th> </tr> </thead> <tbody> <tr> <td>13.2</td> <td>2.3</td> <td>2.5</td> <td>0.3</td> <td>0.1</td> <td>32.6</td> </tr> </tbody> </table>	PPG	RPG	APG	SPG	BPG	MPG	13.2	2.3	2.5	0.3	0.1	32.6	<p>NOTES: Won SEC FOW honors after scoring career-high 26 pts vs. Purdue, most by a freshman since A.J. Ogilvy in March of 2008...Scored 26 vs. W. Carolina...SEC's leading freshmen scorer...1st VU player to score 25+ points in consecutive games since John Jenkins in 2012.</p>	<p>CAREER HIGHS Pts. - 26, 2x, last vs. W. Carolina (12/16/14) Rebs. - 5, vs. Lipscomb (11/20/14) Ast. - 6, vs. Lipscomb (11/20/14) Min. - 36, vs. Norfolk St. (11/25/14)</p>
PPG	RPG	APG	SPG	BPG	MPG											
13.2	2.3	2.5	0.3	0.1	32.6											
14		<p>CARTER JOSEPHS G ★ 6-0 ★ 180 ★ So. ★ San Antonio, Texas</p> <table border="1"> <thead> <tr> <th>PPG</th> <th>RPG</th> <th>APG</th> <th>SPG</th> <th>BPG</th> <th>MPG</th> </tr> </thead> <tbody> <tr> <td>0.0</td> <td>0.3</td> <td>0.0</td> <td>0.0</td> <td>0.0</td> <td>2.3</td> </tr> </tbody> </table>	PPG	RPG	APG	SPG	BPG	MPG	0.0	0.3	0.0	0.0	0.0	2.3	<p>NOTES: Guard from San Antonio, Texas, who earned a scholarship over the summer...Played in 19 games last year, received first career start at Ole Miss...Played career-high 20 min. vs. Florida...Dished out 9 assists, had 1 steal, no turnovers in 16 min. at Auburn.</p>	<p>CAREER HIGHS Pts. - 2, at Miss. State (2/23/13) Rebs. - 3, vs. Florida (2/25/14) Ast. - 9, at Auburn (2/22/14) Min. - 21, at Ole Miss (3/8/14)</p>
PPG	RPG	APG	SPG	BPG	MPG											
0.0	0.3	0.0	0.0	0.0	2.3											
30		<p>DAMIAN JONES C ★ 6-10 ★ 250 ★ So. ★ Baton Rouge, La.</p> <table border="1"> <thead> <tr> <th>PPG</th> <th>RPG</th> <th>APG</th> <th>SPG</th> <th>BPG</th> <th>MPG</th> </tr> </thead> <tbody> <tr> <td>16.7</td> <td>7.2</td> <td>0.9</td> <td>0.7</td> <td>1.7</td> <td>27.2</td> </tr> </tbody> </table>	PPG	RPG	APG	SPG	BPG	MPG	16.7	7.2	0.9	0.7	1.7	27.2	<p>NOTES: Team leader in points per game with 16.7 ppg...5th in SEC in scoring, leads SEC in FG% (.584)... Has 4 20+ games this year...4th in SEC in rebounding... Was named to the preseason All-SEC 1st team this season.</p>	<p>CAREER HIGHS Pts. - 24, vs. Trevecca (11/16/14) Rebs. - 13, vs. TAMU (2/15/14) Ast. - 2, 4x, last vs. Rutgers (11/28/14) Min. - 41, vs. TAMU (2/15/14)</p>
PPG	RPG	APG	SPG	BPG	MPG											
16.7	7.2	0.9	0.7	1.7	27.2											
34		<p>SHELBY MOATS F ★ 6-8 ★ 221 ★ Sr. ★ Waconia, Minn.</p> <table border="1"> <thead> <tr> <th>PPG</th> <th>RPG</th> <th>APG</th> <th>SPG</th> <th>BPG</th> <th>MPG</th> </tr> </thead> <tbody> <tr> <td>1.8</td> <td>1.6</td> <td>0.2</td> <td>0.2</td> <td>0.0</td> <td>7.0</td> </tr> </tbody> </table>	PPG	RPG	APG	SPG	BPG	MPG	1.8	1.6	0.2	0.2	0.0	7.0	<p>NOTES: Missed last few games due to concussion... Scored six points and had eight rebounds vs. Trevecca... Graduated with degree in Economics in May...Named to the 2013 SEC Winter Academic Honor Roll and a 2014 CoSida All-Academic District 2 selection.</p>	<p>CAREER HIGHS Pts. - 9, vs. UK (1/10/13) Rebs. - 10, vs. UK (1/10/13) Ast. - 4, vs. Ole Miss (1/15/13) Min. - 36, vs. Ole Miss (1/15/13)</p>
PPG	RPG	APG	SPG	BPG	MPG											
1.8	1.6	0.2	0.2	0.0	7.0											
35		<p>JAMES SIAKAM F ★ 6-7 ★ 225 ★ R-Sr. ★ Douala, Cameroon</p> <table border="1"> <thead> <tr> <th>PPG</th> <th>RPG</th> <th>APG</th> <th>SPG</th> <th>BPG</th> <th>MPG</th> </tr> </thead> <tbody> <tr> <td>9.7</td> <td>5.0</td> <td>0.4</td> <td>0.8</td> <td>0.9</td> <td>21.6</td> </tr> </tbody> </table>	PPG	RPG	APG	SPG	BPG	MPG	9.7	5.0	0.4	0.8	0.9	21.6	<p>NOTES: Scored in double figures in six of last seven games, averaging 12.0 points and 5.3 rebounds in that span...Tallied season-high 20 points vs. W. Carolina, and was 12-13 from FT line against the Catamounts... Started 28 games in 2013-14.</p>	<p>CAREER HIGHS Pts. - 22, at TAMU (1/25/14) Rebs. - 13, vs. Lipscomb (11/15/13) Ast. - 4, 2x, last at Missouri (2/19/14) Min. - 37, vs. Texas A&M (2/15/14)</p>
PPG	RPG	APG	SPG	BPG	MPG											
9.7	5.0	0.4	0.8	0.9	21.6											
40		<p>JOSH HENDERSON C ★ 6-11 ★ 240 ★ R-Sr. ★ Roanoke, Va.</p> <table border="1"> <thead> <tr> <th>PPG</th> <th>RPG</th> <th>APG</th> <th>SPG</th> <th>BPG</th> <th>MPG</th> </tr> </thead> <tbody> <tr> <td>3.0</td> <td>2.0</td> <td>0.1</td> <td>0.1</td> <td>0.1</td> <td>7.8</td> </tr> </tbody> </table>	PPG	RPG	APG	SPG	BPG	MPG	3.0	2.0	0.1	0.1	0.1	7.8	<p>NOTES: Tied for team high with 12 points at Ga. Tech, a season-best; was 5-5 from floor vs. GT...Tore the ACL, MCL, and lateral meniscus in left knee vs. Marshall and missed rest of season...Graduated with a degree in Economics in May of 2014.</p>	<p>CAREER HIGHS Pts. - 13, 3x, last at UK (2/20) Rebs. - 7, 2x, last vs. Providence (11/22/13) Ast. - 4, vs. Bucknell (11/15/11) Min. - 32, 2x, last at Aub (3/2/13)</p>
PPG	RPG	APG	SPG	BPG	MPG											
3.0	2.0	0.1	0.1	0.1	7.8											



HEAD COACH KEVIN STALLINGS



THE STALLINGS FILE

Born: October 1, 1960
High School: Collinsville (Ill.) '78
College: Bachelor's Degree in Business Management and Marketing, Purdue, '82, Master's Degree in Counseling, Purdue, '85
Family: Wife, Lisa, three children, Jacob (23), Alexa (19), Jordyn (13)

WINNINGEST COACHES AT VANDERBILT

Coach	Yrs	Record	Pct
1. Kevin Stallings (1999-)	16	299-195	.605
2. Roy Skinner (1959, 1962-76)	16	278-135	.673
3. Bob Polk (1948-58, 1960-61)	13	197-106	.650
4. C.M. Newton (1982-89)	8	129-115	.529
5. Jan van Breda Kolff (1994-99)	6	104-81	.562
6. Josh Cody (1924-27, 1932-36)	9	98-100	.495
7. Eddie Fogler (1990-93)	4	81-48	.628

WINNINGEST COACHES AT MEMORIAL GYM

Coach	Yrs	Record
1. Kevin Stallings (2000-)	16	203-60
2. Roy Skinner (1959, 1962-76)	16	181-41
3. Bob Polk (1948-58, 1960-61)	8	96-15
4. C.M. Newton (1982-89)	8	91-37
5. Jan van Breda Kolff (1994-99)	6	75-20
6. Eddie Fogler (1990-93)	4	54-12

STALLINGS THROUGH THE YEARS

Year	School	Position	W-L	Conf.	Postseason
2015	Vanderbilt	Head Coach	7-3	-	-
2014	Vanderbilt	Head Coach	15-16	7-11	-
2013	Vanderbilt	Head Coach	16-17	8-10	-
2012	Vanderbilt	Head Coach	25-11	10-6	NCAA Third Round
2011	Vanderbilt	Head Coach	23-11	9-7	NCAA Second Round
2010	Vanderbilt	Head Coach	24-9	12-4	NCAA First Round
2009	Vanderbilt	Head Coach	19-11	8-8	-
2008	Vanderbilt	Head Coach	26-8	10-6	NCAA First Round
2007	Vanderbilt	Head Coach	22-12	10-6	NCAA Regional Semifinals
2006	Vanderbilt	Head Coach	17-13	7-9	NIT First Round
2005	Vanderbilt	Head Coach	20-14	8-8	NIT Quarterfinals
2004	Vanderbilt	Head Coach	23-10	8-8	NCAA Regional Semifinals
2003	Vanderbilt	Head Coach	11-18	3-13	—
2002	Vanderbilt	Head Coach	17-15	6-10	NIT First Round^
2001	Vanderbilt	Head Coach	15-15	4-12	—
2000	Vanderbilt	Head Coach	19-11	8-8	NIT First Round
1999	Illinois State	Head Coach	16-15	7-11	—
1998	Illinois State	Head Coach	25-6	16-2●#	NCAA Second Round
1997	Illinois State	Head Coach	24-6	14-4●#	NCAA First Round
1996	Illinois State	Head Coach	22-12	13-5	NIT Quarterfinals
1995	Illinois State	Head Coach	20-13	13-5	NIT Second Round
1994	Illinois State	Head Coach	16-11	12-6	—
1993	Kansas	Assistant	29-7	11-3●	NCAA Final Four
1992	Kansas	Assistant	27-5	11-3●#	NCAA Second Round
1991	Kansas	Assistant	27-8	10-4●	NCAA Final Four*
1990	Kansas	Assistant	30-5	11-3	NCAA Second Round
1989	Kansas	Assistant	19-12	6-8	—
1988	Purdue	Assistant	29-4	16-2●	NCAA Sweet 16
1987	Purdue	Assistant	25-5	15-3●	NCAA Second Round
1986	Purdue	Assistant	22-10	11-7	NCAA First Round
1985	Purdue	Assistant	20-9	12-6	NCAA First Round
1984	Purdue	Assistant	22-7	15-3●	NCAA First Round
1983	Purdue	Assistant	21-9	11-7	NCAA Second Round
1982	Purdue	Player	18-14	11-7	NIT Final Four
1981	Purdue	Player	21-11	10-8	NIT Final Four
1980	Purdue	Player	27-8	11-7#	NCAA Final Four*
1979	Belleville J.C.	Player	28-9	—	NJCAA Tournament

Totals at Vanderbilt (Head Coach)	299-195	118-126
Totals at Illinois State (Head Coach)	123-63	75-33
Head Coach Totals	422-258	193-158
Totals at Kansas (Assistant Coach)	132-37	49-21
Totals at Purdue (Assistant Coach)	139-44	
Totals at Purdue (playing)	66-33	

● Regular season conference champions; # Conference tournament champions; * Lost in National Championship game; ^ Included an Opening Round play-in game that Vanderbilt won over Houston.

25	In 33 seasons, his teams have made 25 tournament appearances, including 19 NCAA berths and three Final Fours.
24	20-Win Seasons in his career and 12 conference championships.
7	20-Win Seasons in last 10 seasons and total number of 20-win seasons at Vanderbilt, the most of any Commodore coach.
299	Number of victories at Vanderbilt. Now winningest all-time Vanderbilt coach, surpassed legendary VU mentor Roy Skinner vs. Lipscomb on November 15, 2013.
422	Total victories as a head coach.
3	SEC Players of the Year in his 15-year tenure - Dan Langhi (2000), Derrick Byers (2007), Shan Foster (2008).
26	All-SEC Performers during his time at Vanderbilt.
3	Consecutive trips to the NCAA Tournament (2010, 2011, 2012), the first time Vanderbilt has accomplished the feat.
6	NCAA Tournaments in the last nine seasons.
2	Sweet 16 appearances as Commodore mentor (2004, 2007).
45	At Vanderbilt, all 45 of his seniors either have earned or are currently working toward their college degree.
61	The Commodores won their first SEC Tournament crown in 61 years after defeating #1 Kentucky in final in 2012.
3	Only three losing seasons as a player or coach in 33 years.



2014-15 TRENDS

VANDERBILT ATHLETIC COMMUNICATIONS

INTERVIEW POLICY

Vanderbilt head coach Kevin Stallings and selected Vanderbilt players will be available to the media before practice on a weekly basis during the non-conference season, and bi-weekly during the SEC season.

The times for those media sessions will be emailed to media members in advance of those pre-practice interviews.

Media may photograph the first 20 minutes of practice. All practices are closed to the public.

POSTGAME INTERVIEW POLICY

Vanderbilt head coach Kevin Stallings will enter the Memorial Gym interview room after the NCAA-mandated 10-minute cooling off period, followed by Vanderbilt players.

Visiting coach and player interviews will be at the discretion of the visiting SID.

VUCOMMODORES.COM

The official website of Vanderbilt athletics, vucommodores.com, includes pregame notes, season statistics, videos of press conferences and meetings with the media, live stats, twitter feeds, and streaming audio and video of everything that is Commodore athletics.

@VANDYMBB

The official Twitter feed of Vanderbilt men's basketball, follow the latest information and get breaking news on Commodore basketball.

QUICK FACTS

Location Nashville, Tenn.
 Founded 1873
 Conference Southeastern (East)
 Enrollment 6,738
 Nickname Commodores
 Colors Black and Gold
 Home Arena Memorial Gymnasium (14,316)
 Chancellor Nicholas Zeppos
 Vice Chancellor David Williams II
 Faculty Rep. Dr. Susan Wente

Basketball Staff

Head Coach Kevin Stallings
 Record Overall 422-258 (22)
 Record at Vanderbilt 299-194 (16)
 Assistant Coaches Adam Cohen, Derrick Jones
 Tom Richardson,
 Director of Operations Dan Cage
 Athletic Trainer Shannon Gordon
 Academic Counselor Neal Clark
 Administrative Assistant Debbie Green
 Strength and Conditioning Coach Garry Christopher
 Office Number (615) 322-6530

Athletic Communications

Men's Basketball SID Andy Boggs
 Media Relations Address 2601 Jess Neely Dr.
 Nashville, TN 37212
 Office Phone (615) 343-1847
 Office Fax (615) 343-7064
 E-Mail Andy.Boggs@Vanderbilt.edu

3

The Commodores are starting three true freshmen for the first time since the 2009 SEC Tournament against Alabama on March 12, 2009. In that game, Vanderbilt started true freshmen Brad Tinsley, Jeffery Taylor, and Steve Tchiengang.

STRONG EARLY PERIMETER PLAY

The freshman trio of Wade Baldwin IV, Riley LaChance, and Shelton Mitchell have combined for 121 assists and only 50 turnovers in their first 10 games.

BALDWIN WINS FRESHMAN OF THE WEEK

Guard Wade Baldwin IV won his first SEC Freshman of the Week honor for his performance in wins over Lipscomb and Tenn. State. The 6'3 guard from Belle Mead, N.J., averaged 9.5 points, 7.5 assists, 6.0 rebounds, and 1.5 steals in the two Vanderbilt wins. He also posted 10 assists in the win over TSU. Baldwin is 3rd in the SEC in assists (5.0) and 4th in A/TO ratio (2.8).

DORES AMONG SEC LEADERS

The Commodores lead the SEC in FG% with 50.5%. VU is 3rd in assists (16.6) and 2nd in 3-Pt FG% (.392).

SEC'S YOUNGEST BACK COURT

The Commodores' freshman backcourt is the youngest in the SEC. In fact, Vanderbilt is the only school in the league to start three freshmen at the three guard spots.

KORNET: EN FUEGO

7'0 sophomore forward Luke Kornet had a career-high vs. Lipscomb, posting a career-high 24 points on 10-11 shooting from the floor, and is shooting 48.4% (15-31) from three on the year.

IVY

Vanderbilt has a 18-5 all-time record against the Ivy League. The Commodores will also play fellow Ivy League member Yale on January 3.

Winning Opening Tip	5-1
Losing Opening Tip	2-2
VU Scores First	5-1
Opponent Scores First	2-2
Leading at Halftime	6-1
Trailing at Halftime	1-1
Tied at Halftime	0-1
Leading with Five Minutes Remaining	7-0
Trailing with Five Minutes Remaining	0-3
Tied with Five Minutes Remaining	0-0
Leading with Two Minutes Remaining	7-0
Trailing with Two Minutes Remaining	0-3
Tied with Two Minutes Remaining	0-0
Overtime	0-0
Games Decided by Three Points or Less	0-2
Games Decided by 4-10 Points	3-1
Games Decided by 11-20 Points	2-0
Games Decided by 21-plus Points	2-0
VU Shoots 50% or Better	5-0
VU Shoots 40% or Better	7-3
VU Shoots Lower Than 40%	0-0
Opponent Shoots 50% or Better	1-0
Opponent Shoots 40% or Better	3-1
Opponent Shoots Lower Than 40%	4-2
VU Outshoots Opponent	7-2
VU Outshot by Opponent	0-1
Shoot Same Percentage	0-0
VU Scores 70 Points or More	5-0
VU Scores Less Than 70 Points	2-3
VU Scores 80 Points or More	3-0
VU Scores 90 Points or More	1-0
Opponent Scores 70 Points or More	2-0
Opponent Scores Less Than 70 Points	5-3
Opponent Scores 80 Points or More	0-0
Opponent Scores 90 Points or More	0-0
Makes More 3-Pointers Than Opponent	4-1
Makes Fewer 3-Pointers Than Opponent	0-2
3-Pointers are Equal	3-0
Outrebounded Opponent	5-0
Outrebounded by Opponent	2-3
Rebounds are Equal	0-0
Playing on National TV	3-2
Playing on Regional TV	2-0
Online Only	2-1
Playing on Weekday	4-2
Playing on Weekend	3-1
Game Tips Before 6 p.m. CT (afternoons)	0-1
Game Tips After 6 p.m. CT (evenings)	7-2
In White Uniforms	7-1
In Black Uniforms	0-2
In Gold Uniforms	0-0
In November	5-1
In December	2-2
In January	0-0
In February	0-0
In March	0-0
Home	6-1
Neutral	1-1
Away	0-1
Conferences	
vs. Non-Conference	7-3
Division II	1-0
Atlantic Sun	1-0
Ohio Valley	1-0
MEAC	1-0
Big Ten	1-1
Atlantic 10	1-0
Big 12	0-1
Southern	1-0
ACC	0-1
Lineups	
Kornet, Jones, LaChance, Mitchell, Roberson	4-1
Kornet, Jones, LaChance, Baldwin, Roberson	3-2



ABOUT PENN

QUICK FACTS

Location Philadelphia, Pa.
Founded 1740
Conference Ivy League
Enrollment 10,319
Nickname Quakers
Colors Red and Blue
Home Arena The Palestra (8,722)
President Dr. Amy Gutmann
Athletics Director M. Grace Calhoun

Basketball Staff

Head Coach Jerome Allen
Record Overall 59-90 (5)
Record at Penn same
Assistant Coaches Nat Graham, Ira Bowman,
 Mike Lintulahti

- The Quakers are led by Tony Hicks, who averages 14.6 points per game. Darien Nelson-Henry also averages double figures (10.4)
- Two of the three previous games in this series have been played at the Palestra in Philadelphia, the Quakers' home court, with Penn's only meeting in Nashville coming on December 14, 1985 at Memorial Gym.
- The combined age of the Quakers' home floor, the Palestra (88), and Memorial Gym (63) is a whopping 151 years old.

STAT COMPARISON

	VU	PENN
	All	All
Record	7-3	3-5
Scoring Offense	73.2	66.5
Scoring Defense	62.1	66.4
Scoring Margin	+11.1	+0.1
FG%	.505	.462
FG% Defense	.392	.410
3FG%	.392	.331
3FG% Defense	.295	.328
Free Throw %	.715	.658
Rebounding	35.2	37.1
Rebounding Margin	+3.8	+7.4
Turnovers/game	13.3	17.3
Opponent Turnovers	11.0	12.5
Steals	4.2	7.1
Blocks	4.9	2.6

VANDERBILT RADIO NETWORK

FISHER, THOMPSON COURTSIDE TO CALL ACTION ON VANDERBILT RADIO NETWORK FROM IMG COLLEGE

Joe Fisher and Tim Thompson are back at courtside this season, describing the action of every Commodore game to Vanderbilt followers throughout the Southeast.

Fisher, the Voice of the Commodores, will anchor Vanderbilt play-by-play for the 17th consecutive year.

A Nashville native, Fisher also handles the play-by-play broadcasting duties for Commodore football and a select number of baseball games. He also serves as the Director of Broadcasting for Vanderbilt Student Athletics.

Prior to working for Vanderbilt, Fisher served as a television sports anchor in the Nashville market (1987-1996), with stints at WSMV-4 and WKRN-2. He also worked in the public relations field for two years.

Thompson, who is in his 14th year providing color commentary, played for Vanderbilt from 1975-79, receiving the Outstanding Leader and Civitan Sportsmanship Awards. He currently works with Nike College Sports Marketing.

Broadcast Engineer Bob Horner is in his 32nd year courtside producing broadcasts of Commodore basketball. During his tenure, Horner has worked more than 750 games for Vanderbilt.

The broadcasts are produced by IMG College, the exclusive multi-media rightsholder for Vanderbilt. Jeff Miller is the general manager.

All games can be heard on the Vanderbilt radio affiliates below and for free online on vucommodes.com.

Radio Affiliates

WLAC 1510-AM	Nashville*
WNSR 560-AM	Nashville
WNSR 95.9 FM	Nashville
WPLZ 106.9 FM	Chattanooga
WEKR 1240-AM	Fayetteville
WJJM 1490-AM	Lewisburg
WMSR 1320-AM	Manchester
WMPS 1210-AM	Memphis
WDUC 93.9-FM	Tullahoma

* Commodore Flagship Station

FRONTCOURT HEIGHT

Vanderbilt's starting frontline of 7-0, 6-10 & 6-6 is the second tallest in the SEC in terms of average height. Kentucky – 82.3 inches; **Vanderbilt – 81.3 inches**; LSU – 81.3 inches.

906

Vanderbilt has made a 3-pointer in 906 consecutive games, a streak which began at the inception of the 3-point line in 1986-87. The Commodores rank second only to UNLV for the longest streak in Division I basketball. Vanderbilt, UNLV and Princeton are the only three schools in college basketball to have made at least one 3-pointer in every game played since the 3-point line was implemented.

ASSISTS

Vanderbilt has 166 assists against only 133 turnovers early in the 2014-15 season, and has two players in the top five in the SEC in assists, with Wade Baldwin IV second (5.0) and Shelton Mitchell fifth (4.6). Vanderbilt is third in the league in assists (16.6/game). The Commodores have 166 assists on 251 made baskets, a 66.1% clip, the best in the SEC.

A/TO'S

The Commodores are on track to post their first positive assist-to-turnover ratio in a season since the 2010-11 season (454 assists, 441 turnovers that year).

FT'S GALORE

The Commodores made 38 of 43 free throws against Western Carolina, and was 22-22 at the charity stripe in the second half. It was the most made free throws in a game since Vanderbilt tied a school record with 40 against Kentucky on February 20, 1991.

SIAKAM COMING ON

Senior forward James Siakam has started to come on as of late, averaging 12.0 points and 5.3 rebounds in the last seven games coming off the bench. For the season, the Douala, Cameroon, native is averaging 9.7 points and 5.0 rebounds per game, and is converting on 65.2% of his shots from the floor. He scored 20 points and had seven rebounds in his last game against Western Carolina.

3 PT SHOOTERS

Vanderbilt has three players shooting over 40% from three - Luke Kornet (48.4%), Wade Baldwin (45.0%), and Jeff Roberson (41.7%), and two more on the cusp of 40% in Riley LaChance (38.9%) and Matthew Fisher-Davis (36.8%). The Commodores are second in the SEC in 3-point field goal percentage (39.2%).

YOUNG DORES

According to KenPom.com, Vanderbilt is number 348 out of 351 Division I playing schools in terms of experience at 0.70 years. The average years of experience across the 351 schools is 1.71 years.



LAST TIME OUT

BOX SCORE VS. GEORGIA TECH

Official Basketball Box Score -- Game Totals -- Final Statistics
Vanderbilt vs Georgia Tech
12/20/14 2 p.m. at McCamish Pavilion, Atlanta, Ga.

Vanderbilt 60 • 7-3

##	Player	Total	3-Ptr		Rebounds			PF	TP	A	TO	Blk	Stl	Min	
			FG-FGA	FG-FGA	FT-FTA	Off	Def								Tot
03	KORNET, Luke	f	0-2	0-1	0-0	0	3	3	2	0	1	3	1	0	19
11	ROBERSON, Jeff	f	4-5	0-1	0-0	0	2	2	3	8	1	1	0	1	19
30	JONES, Damian	c	4-9	0-0	4-6	4	3	7	1	12	0	1	2	1	27
04	BALDWIN IV, Wade	g	1-3	0-1	1-2	0	1	1	1	3	3	3	0	1	27
13	LACHANCE, Riley	g	3-7	2-6	2-2	0	1	1	1	10	1	1	0	0	36
00	MITCHELL, Shelton		1-5	0-1	1-2	1	5	6	0	3	6	2	0	0	20
05	FISHER-DAVIS, Matthe		1-6	1-5	0-0	0	2	2	2	3	0	0	0	0	17
35	SIKAM, James		2-3	0-0	5-6	1	1	2	5	9	1	2	2	0	24
40	HENDERSON, Josh		5-5	0-0	2-2	1	2	3	1	12	0	0	1	0	11
Team						1	2	3							
Totals			21-45	3-15	15-20	8	22	30	16	60	13	13	6	3	200

FG % 1st Half: 12-22 54.5% 2nd half: 9-23 39.1% Game: 21-45 46.7%
 3FG % 1st Half: 3-8 37.5% 2nd half: 0-7 0.0% Game: 3-15 20.0%
 FT % 1st Half: 6-8 75.0% 2nd half: 9-12 75.0% Game: 15-20 75.0%

Deadball
Rebounds
2

Georgia Tech 65 • 8-2

##	Player	Total	3-Ptr		Rebounds			PF	TP	A	TO	Blk	Stl	Min	
			FG-FGA	FG-FGA	FT-FTA	Off	Def								Tot
00	Mitchell, Charles	f	9-15	0-0	1-1	7	1	8	5	19	0	3	1	1	26
12	Stephens, Quinton	f	1-5	1-4	0-0	0	3	3	1	3	0	0	0	2	21
04	Cox, Demarco	c	2-6	0-0	2-4	6	3	9	3	6	3	0	0	0	30
03	Georges-Hunt, Marcus	g	4-15	1-6	5-5	1	3	4	1	14	1	1	0	0	33
10	Jorgenson, Travis	g	3-6	2-4	0-0	0	1	1	0	8	6	0	0	1	24
01	Jackson, Tadic		0-4	0-2	1-2	0	0	0	1	1	1	0	0	0	7
02	Bolden, Chris		3-9	0-4	0-0	0	3	3	5	6	2	0	0	1	22
11	Heath, Josh		1-2	0-1	0-1	0	1	1	0	2	1	3	0	0	17
13	Sampson, Robert		3-5	0-1	0-0	2	3	5	2	6	0	0	1	1	17
44	Lammers, Ben		0-0	0-0	0-0	1	0	1	0	0	0	0	0	0	3
Team						3	1	4							
Totals			26-67	4-22	9-13	20	19	39	18	65	14	7	2	6	200

FG % 1st Half: 10-36 27.8% 2nd half: 16-31 51.6% Game: 26-67 38.8%
 3FG % 1st Half: 2-12 16.7% 2nd half: 2-10 20.0% Game: 4-22 18.2%
 FT % 1st Half: 3-3 100.0 2nd half: 6-10 60.0% Game: 9-13 69.2%

Deadball
Rebounds
3

Officials: Joe Lindsay, Jamie Luckie, Brian Shey
 Technical fouls: Vanderbilt-None. Georgia Tech-None.
 Attendance: 6081
 Time of Game: 2:00

Score by periods	1st	2nd	Total
Vanderbilt	33	27	60
Georgia Tech	25	40	65

RECAP

ATLANTA (AP) -- Georgia Tech forward Charles Mitchell didn't feel the least bit intimidated by Vanderbilt's physical front line.

"I think we were banging harder," he said. "You always go into a game focused on who you're going to play and you have to go out there and play harder than the next person. All three of our bigs -- me, Demarco (Cox) and (Robert) Sampson -- we played harder than them."

Mitchell scored 19 points and Marcus Georges-Hunt added 14 points to help Georgia Tech beat Vanderbilt 65-60 on Saturday.

Damian Jones and Josh Henderson each finished with 12 points for Vanderbilt (7-3), which was coming off consecutive wins over Purdue and Western Kentucky.

Georgia Tech (8-2), which has won five of six, pulled down 20 offensive rebounds.

"We've got to keep getting better execution and be a little more disciplined on defense in terms of some coverages and communication," Yellow Jackets coach Brian Gregory said. "But you can't question our energy level and effort."

The Yellow Jackets made the right adjustments at halftime with the Commodores leading by eight, getting back on defense quicker and getting more production from their fast-break offense.

"I thought Georgia Tech played the game much more physically than we did," Vanderbilt coach Kevin Stallings said. "I thought our guys got a little rattled in the second half. (The Jackets) just played much more physically and much more aggressively, and they deserved to win."

Georges-Hunt, Georgia Tech's leading scorer this season, was just 4 for 15 from the field, but in the final minute he hit a pair of free throws to make it 64-60 and grabbed a key defensive rebound when Wade Baldwin missed a 3 on Vanderbilt's ensuing possession.

Georgia Tech struggled against to get the ball inside against the Commodores' zone defense in the first half and struggled from the field at 27.8 percent.

But the Jackets began the second half on a 13-6 run to take their first lead since midway through the first half on Georges-Hunt's short jumper with 12:44 remaining.

Georgia Tech went up 47-43 on Mitchell's fast-break dunk about four minutes later.

If the teams didn't like each other, it was evident in the second half when James Siakam and Jones -- Vanderbilt's biggest, strongest front-line players -- blocked the ball hard out of bounds and celebrated on consecutive Georgia Tech possessions with the Jackets leading 51-49.

A few minutes later, Georgia Tech guard Chris Bolden knocked Siakam down hard at the Vanderbilt baseline on a Commodores fast break and quickly turned his back to walk to the team huddle.

The foul wasn't hard enough to be called flagrant and Siakam hit two ensuing free throws to make it 53-all with 3:44 remaining.

After Mitchell's three-point play put the Jackets by four, Sampson stole the ball from Shelton Mitchell and followed with a fast-break putback that gave Georgia Tech a six-point lead, its biggest of the game, with 1:16 remaining.

"That's the first time our guys have seen some adversity," Stallings said. "First time our guys have seen a hostile crowd. We didn't respond to it well."



2014-15 Roster

No.	Name	Pos.	Ht.	Wt.	Cl.-Yr	Hometown (Previous School)
0	Shelton Mitchell	G	6-3	186	Fr. - 1st	Waxhaw, N.C. (Oak Hill Academy)
3	Luke Kornet	F	7-0	240	So. - 2nd	Lantana, Texas (Liberty Christian)
4	Wade Baldwin IV	G	6-3	195	Fr. - 1st	Belle Mead, N.J. (St. Joseph)
5	Matthew Fisher-Davis	G	6-5	173	Fr. - 1st	Charlotte, N.C. (Butler)
10	Nathan Watkins	G	6-5	195	Jr.-3rd	Brentwood, Tenn. (Ensworth School)
11	Jeff Roberson	F	6-6	206	Fr.-1st	Houston, Texas (The Kinkaid School)
12	Phillip McGloin	G	6-1	178	Fr.-1st	Washington, D.C. (Sidwell Friends)
13	Riley LaChance	G	6-2	194	Fr.-1st	Brookfield, Wis. (Brookfield Central)
14	Carter Josephs	G	6-0	180	Jr.-3rd	San Antonio, Texas (Tom C. Clark)
30	Damian Jones	F/C	6-10	248	So.-2nd	Baton Rouge, La. (Scotlandville Magnet)
34	Shelby Moats	F	6-8	221	Sr.-4th	Waconia, Minn. (Waconia)
35	James Siakam	F	6-7	225	R-Sr.-5th	Douala, Cameroon (Brehm Prep (Ill.))
40	Josh Henderson	C	6-11	240	R-Sr.-5th	Roanoke, Va. (Cave Spring)
42	Nolan Cressler	G	6-4	204	F-So.-3rd	Pittsburgh, Pa. (Cornell/Plum HS)

COACHING STAFF

Head Coach..... **Kevin Stallings** (Purdue, 1982) - 16th
 Assistant Coach..... **Adam Cohen** (Arizona, 2008) - 1st
 Assistant Coach..... **Derrick Jones** (Samford, 2001) - 1st
 Assistant Coach..... **Tom Richardson** (St. Xavier (Ill.), 1977) - 12th
 Director of Operations..... **Dan Cage** (Vanderbilt, 2007) - 5th
 Director of Video Operations.. **Julian Terrell** (Vanderbilt, 2006) - 2nd

SUPPORT STAFF

Athletic Communications Dir. **Andy Boggs** (Florida State, 1998)
 Academic Support..... **Neal Clark** (Kentucky, 1992)
 Athletic Trainer..... **Shannon Gordon** (Indiana State, 1992)
 Strength and Conditioning..... **Garry Christopher** (Baylor, 2009)

PRONUNCIATION GUIDE

Jeff Roberson..... **ROE-ber-son**
 James Siakam..... **See-OCK-em**

ROSTER BY CLASS

Seniors (3)

Josh Henderson..... Roanoke, Va.
Shelby Moats..... Waconia, Minn.
James Siakam..... Douala, Cameroon

Juniors (2)

Carter Josephs..... San Antonio, Texas
Nathan Watkins..... Nashville, Tenn.

Sophomores (3)

Damian Jones..... Baton Rouge, La.
Luke Kornet..... Lantana, Texas
Nolan Cressler..... Pittsburgh, Pa.

Freshman (6)

Wade Baldwin IV..... Belle Mead, N.J.
Matthew Fisher-Davis..... Charlotte, N.C.
Riley LaChance..... Brookfield, Wisc.
Phillip McGloin..... Washington, D.C.
Shelton Mitchell..... Waxhaw, N.C.
Jeff Roberson..... Houston, Texas



MEMORIAL MAGIC - THE HOME TO VANDERBILT HOOPS SINCE 1952

HISTORIC MEMORIAL GYMNASIUM IN 63RD SEASON

Storied Memorial Gymnasium is in its 63rd season as the host venue of Vanderbilt basketball. The SEC's most historic hoops setting has played host to more than 850 men's contests as well as the 1984 and 1991 SEC Tournaments and 40 men's and women's NCAA Tournament contests (since the early 1980s).

As the oldest gymnasium in the SEC, Memorial Gymnasium is renowned for its end zone benches, raised floor and unique atmosphere. It was dedicated in 1952 as a memorial to all Vanderbilt men and women who served in World War II. It was built by the late master architect Edwin Keeble, who was commissioned to build a combination gymnasium/concert hall.

.781	All-time winning percentage at Memorial Gym (749-210).
203	Career wins at Memorial Gym for Kevin Stallings, and is the facility's all-time wins leader.
.898	Winning percentage against non-conference opponents since 1990 (194-22).
127-15	Stallings' non-conference record at home.
6	Undefeated seasons at home.

Winningest Coaches at Memorial Gymnasium

Coach	Yrs	Record
1 Kevin Stallings (2000-Present)	16	203-60
2. Roy Skinner (1959, 1962-76)	16	181-41
3. Bob Polk (1948-58, 1960-61)	8	96-15
4. C.M. Newton (1982-89)	8	91-37
5. Jan van Breda Kolff (1994-99)	6	75-20
6. Eddie Fogler (1990-93)	4	54-12

Stallings' Year-By-Year Record At Memorial Gym

Year	Won	Lost
2014-15	6	1
2013-14	10	6
2012-13	9	6
2011-12	13	5
2010-11	14	3
2009-10	14	2
2008-09	13	4
2007-08	19	0
2006-07	14	3
2005-06	10	6
2004-05	17	2
2003-04	15	2
2002-03	10	6
2001-02	13	4
2000-01	12	7
1999-00	14	3

ANNUAL ATTENDANCE FIGURES

Year	All Games	Attendance	Average	NCAA Rank	SEC Games	SEC Attendance	Average
2014-15	7	55,755	7,965	-	-	-	-
2013-14	16	152,539	9,534	45	9	92,455	10,273
2012-13	15	159,557	10,637	36	9	100,986	11,221
2011-12	18	246,561	13,698	18	8	112,368	14,046
2010-11	17	234,632	13,802	18	8	114,346	14,293
2009-10	16	217,965	13,623	21	8	113,539	14,192
2008-09	17	225,686	13,276	25	8	112,833	14,104
2007-08	19	254,954	13,418	22	8	113,713	14,214
2006-07	17	204,511	12,030	31	8	109,043	13,630
2005-06	16	195,159	12,197	24	8	108,258	13,532
2004-05 [^]	19	191,678	10,088	43	8	105,357	13,170
2003-04	17	192,301	11,312	33	8	106,990	13,374
2002-03	16	153,123	9,570	46	8	96,906	12,113
2001-02	17	150,325	8,843	50	8	93,873	11,734
2000-01	19	186,468	9,814	45	8	102,055	12,757
1999-00*	18	197,770	10,987	30	8	106,741	13,343
1998-99	16	192,538	12,034	26	8	106,128	13,266
1997-98	16	213,974	13,373	21	8	117,819	14,727
1996-97	16	207,771	12,986	25	8	120,214	15,027
1995-96	18	226,354	12,575	28	8	112,996	14,125
1994-95	13	183,042	14,080	17	8	118,932	14,867
1993-94	16	223,997	14,000	15	8	121,345	15,168
1992-93	14	212,156	15,154	11	8	122,536	15,317
1991-92	17	210,585	12,387	29	8	115,104	14,388
1990-91	16	214,638	13,415	19	9	133,482	14,831
1989-90	19	259,992	13,684	18	9	136,136	15,126
1988-89	15	224,657	14,977	13	9	137,212	15,246
1987-88	16	223,747	13,984	14	9	138,393	15,377
1986-87	17	226,343	13,314	14	9	130,854	14,539
1985-86	15	200,806	13,387	14	9	128,059	14,229
1984-85	16	194,390	12,149	17	9	122,514	13,613
1983-84	18	249,292	13,850	10	9	135,546	15,050
1982-83	17	237,584	13,976	9	9	135,418	15,046
1981-82	14	202,225	14,445	9	9	131,699	14,633
1980-81	15	227,478	15,165	9	9	136,436	15,160
1979-80	15	228,029	15,202	5	9	138,754	15,417
1978-79	14	215,330	15,380	5	9	139,930	15,547
1977-78	14	207,375	14,813	5	9	134,232	14,915
1976-77	15	211,966	14,131	4	9	149,108	16,568
1975-76	13	180,901	13,915	-	9	135,375	15,042
1974-75	12	178,527	14,877	-	9	134,304	14,923
1973-74	12	182,728	15,227	-	9	140,252	15,584
1972-73	12	173,567	14,464	-	9	131,193	14,577
1971-72	12	156,778	13,065	-	9	120,172	13,352
1970-71	12	170,634	14,220	-	9	130,260	14,473
1969-70	12	176,763	14,730	-	9	135,745	14,861
1968-69	12	126,896	10,575	-	9	95,300	10,589
1967-68	12	129,722	10,810	-	9	96,274	10,697
1966-67	12	105,492	8,791	-	9	79,173	8,797
1965-66	12	106,022	8,835	-	9	62,368	8,910
1964-65	12	98,821	8,235	-	9	65,712	8,214
1963-64	12	84,827	7,069	-	6	35,684	5,947
1962-63	12	75,261	6,272	-	6	46,183	6,598
1961-62	13	73,640	5,665	-	8	47,357	5,920
1960-61	13	74,187	5,707	-	7	45,549	6,507
1959-60	14	76,199	5,443	-	8	46,064	5,758

[^] First year capacity increased from 14,168 to 14,316; * First year capacity decreased from 15,311 to 14,168



**VANDERBILT BASKETBALL
QUICK HITTERS**

- This is the 112th year of Vanderbilt basketball, with the first season taking place in 1900-01. There were no teams in 1904-05 and 1905-06.
- The Commodores have been to 13 NCAA Tournaments and 11 NIT's. Vanderbilt advanced to the Elite 8 in 1965 (field of 23), and the Sweet 16 in 1988, 1993, 2004, and 2007. The Commodores captured the NIT Championship in 1990 and finished runner-up in 1994.
- The Commodores are a charter member of the SEC, with the 2014-15 season being the 81st year in the conference.
- Vanderbilt is the only private institution in the SEC with the lowest enrollment of any of the 14 schools (6,738).
- Vanderbilt's Perry Wallace became the first African-American scholarship basketball player in the SEC when he took the court in 1967.
- The Commodores have 43 career 1,000-point scorers, with Shan Foster (2004-08) the all-time leading scorer with 2,011 career points.
- Vanderbilt has had 12 All-Americans since 1950. They are: Billy Joe Adcock (1950), Clyde Lee (1965), Tom Hagan (1969), Jan van Breda Kolff (1974), Will Perdue (1988), Billy McCaffrey (1993), Dan Langhi (2000), Matt Freije (2004), Derrick Byars (2007), Shan Foster (2008), and John Jenkins (2011).
- The Commodores had three players drafted in the first 31 picks of the 2012 NBA Draft - John Jenkins, Atlanta, 23rd pick, Festus Ezeli, Golden State, 30th pick, Jeffery Taylor, Charlotte, 31st pick - the most by the Commodores in one draft. In all, 35 Vanderbilt players have been selected in the NBA Draft since 1950.
- The Commodores ended a 61-year SEC Tournament drought in 2012 by claiming the tournament championship in New Orleans, the team's first SEC championship since 1951.
- Coach Stallings is the winningest coach in Vanderbilt history after surpassing legendary mentor Roy Skinner on November 15, 2013, against Lipscomb.
- Stallings has led his Commodore teams to 10 postseason tournaments since his arrival in 1999 and has had seven 20+-win seasons. His 2004 and 2007 teams advanced to the Sweet 16 for the first time since the tournament expanded to 64+ teams.
- Stallings has appeared in the NCAA Tournament six times, including a stretch of three consecutive appearances from 2010-2012. It was the first time in school history that Vanderbilt has advanced to three consecutive NCAA Tournaments.
- All three of the university's top all-time scorers played for Coach Stallings (Foster, Jeffery Taylor, Matt Freije). John Jenkins, who is 10th on the list, also played for him.
- Vanderbilt's intercollegiate athletics teams are nicknamed the Commodores, in honor of the nickname given to founder Cornelius Vanderbilt, who made his fortune in shipping. Vanderbilt donated \$1 million to begin "Central University" in 1875 - the campus was later renamed for Cornelius because of his generosity. Cornelius never stepped foot on the campus that bears his namesake.

INS AND OUTS

Career Games Played

Player	Games	Starts	Cons. Starts
Shelby Moats	82	10	0
James Siakam	79	29	0
Josh Henderson	58	24	0
Damian Jones	41	38	38
Luke Kornet	40	12	11
Carter Josephs	29	1	0
Nathan Watkins	19	0	0
Wade Baldwin IV	10	5	5
Riley LaChance	10	10	10
Shelton Mitchell	10	5	0
Jeff Roberson	10	10	10
Matthew Fisher-Davis	9	0	0
Philip McGloin	1	0	0

Double-Digit Scoring Games

Player	Career (Record)	'14-15	Cons.
Damian Jones	29 (15-14)	9 (6-3)	6 (3-3)
Josh Henderson	12 (7-5)	1 (0-1)	1 (0-1)
James Siakam	12 (9-3)	6 (4-2)	-
Luke Kornet	9 (6-3)	6 (4-2)	-
Riley LaChance	7 (6-1)	7 (6-1)	3 (2-1)
Wade Baldwin IV	2 (2-0)	2 (2-0)	-
Matthew Fisher-Davis	1 (1-0)	1 (1-0)	-

Double-Digit Rebounding Games

Player	Career	'14-15	Cons.
Damian Jones	5 (2-3)	1 (1-0)	-
James Siakam	4 (3-1)	-	-
Shelby Moats	1 (0-1)	-	-

Double-Digit Assist Games

Player	Career	'14-15	Cons.
Wade Baldwin IV	1 (1-0)	1 (1-0)	-

Double-Doubles

Player	Career	'14-15	Cons.
Damian Jones	6 (2-4)	1 (1-0)	-
James Siakam	3 (3-0)	-	-

2014-15 Lineup Record

Mitchell, LaChance, Roberson, Kornet, Jones	4-1
Baldwin, LaChance, Roberson, Kornet, Jones	3-2

PRESEASON SEC POLL

PRESEASON MEDIA POLL -- PTS

Kentucky (20)	280
Florida	258
Arkansas	226
LSU	223
Georgia	204
Ole Miss	168
Missouri	123
Auburn	113
Texas A&M	111
Alabama	109
Vanderbilt	89
South Carolina	86
Tennessee	75
Mississippi State	35

***First-Place Votes in Parentheses**

**MEDIA VOTE - PRESEASON ALL-SEC
FIRST TEAM ALL-SEC**

- Bobby Portis - Arkansas, F, 6-11, 242, So., Little Rock, Ark.
- Michael Frazier II - Florida, G, 6-4, 194, Jr., Tampa, Fla.
- Aaron Harrison - Kentucky, G, 6-6, 212, So., Richmond, Texas
- Jordan Mickey - LSU, F, 6-8, 235, So., Dallas, Texas
- Jarvis Summers - Ole Miss, G, 6-3, 186, Sr., Jackson, Miss.

SECOND TEAM ALL-SEC

- Charles Mann - Georgia, G, 6-5, 215, Jr., Alpharetta, Ga.
- Willie Cauley-Stein - Kentucky, F, 7-0, 240, Jr., Olathe, Kan.
- Andrew Harrison - Kentucky, G, 6-6, 210, So., Richmond, Texas
- Alex Poythress - Kentucky, F, 6-8, 238, Jr., Clarksville, Tenn.
- Karl-Anthony Towns - Kentucky, F, 6-11, 250, Fr., Piscataway, N.J.

SEC Player of the Year: Aaron Harrison, Kentucky

SEC STANDINGS

2014-15 SEC STANDINGS (12/21)

	SEC	Pct.	All	Pct.
Kentucky	0-0	.000	12-0	1.000
Arkansas	0-0	.000	8-2	.800
LSU	0-0	.000	8-2	.800
Texas A&M	0-0	.000	7-3	.700
Vanderbilt	0-0	.000	7-3	.700
Alabama	0-0	.000	7-3	.700
Ole Miss	0-0	.000	7-3	.700
South Carolina	0-0	.000	6-3	.667
Florida	0-0	.000	7-4	.636
Georgia	0-0	.000	5-3	.625
Tennessee	0-0	.000	5-4	.556
Auburn	0-0	.000	5-5	.500
Miss. State	0-0	.000	5-5	.500
Missouri	0-0	.000	5-6	.455

SEC STATS

VU TEAM SEC RANKINGS (12/21)

Category.....All

Scoring6th (73.2)
Scoring Defense5th (62.1)
Scoring Margin5th (+11.1)
FT%7th (.715)
FG%1st (.505)
FG% Defense6th (.392)
3FG%2nd (.392)
3FG% Defense5th (.295)
3FG Made5th (6.7)
Rebound Margin6th (+3.8)
Blocks5th (4.9)
Assists3rd (16.6)
Steals14th (4.2)
Turnover Margin14th (-2.3)
Assist/TO Ratio4th (1.2)

VU INDIVIDUAL SEC RANKINGS (12/21)

Damian Jones.....Total

Scoring5th (16.7)
Rebounding4th (7.2)
FG%1st (.584)
BlocksT-5th (1.7)
Off. Rebounds9th (2.5)
Def. Rebounds6th (4.7)

Luke Kornet.....Total

BlocksT-9th (1.5)
--------	------------------

Wade Baldwin IV.....Total

Assists3rd (5.0)
A/TO4th (2.8)
Def. ReboundsT-7th (4.4)

Shelton Mitchell.....Total

Assists5th (4.6)
A/TO8th (2.2)

Riley LaChance.....Total

3FG%4th (.389)
3FG Made4th (2.1)
Minutes Played9th (32.6)

James Siakam.....Total

Off. Rebounds7th (2.7)
---------------	----------------



Game 1 • Nov. 16, 2014

Trevecca..... 56
at Vanderbilt 83
Nashville, Tenn. (Memorial Gym)

Table with columns: #, Player, Total, 3-Pr, Rebounds, FT, FTA, FT-FTA, Off Def Tot, PF, TP, A, TO, Bk, St, Min. Includes player stats for Trevecca 56 and Vanderbilt 83.

Summary statistics for Game 1: FG % 1st Half, 3FG % 1st Half, FT % 1st Half, etc. Includes team and individual player performance metrics.

Score by periods table for Game 1. Columns: 1st, 2nd, Total. Rows: Trevecca, Vanderbilt.

Technical fouls: Trevecca-None, Vanderbilt-None. Attendance: 7581.

NASHVILLE - Vanderbilt dominated the second half en route to an 83-56 season-opening win over Trevecca Nazarene.

Damian Jones scored a career-high 24 points, while freshman Riley LaChance added 13 and Luke Kornet scored 10 to lead Vanderbilt.

Jones, a preseason All-SEC first-team selection, was 10 of 13 from the field and grabbed 12 rebounds as Vanderbilt (1-0) overwhelmed Trevecca (1-1), which is transitioning to NCAA Division II.

Trevecca managed to keep it close trailing 33-30 at the half, but Vanderbilt opened the second half on a 13-0 run, which included a couple spectacular dunks by Jones.

Three freshmen, including LaChance, started for Vanderbilt, which is in a major rebuilding mode. The team had only seven scholarship players a year ago and must now rely heavily on a rotation of five freshmen.

"There's going to be some inconsistencies with us," said Stallings. "I would like to think, in my more rational moments, that I would know that part of that is having a team as young as our team is."

Jones, a sophomore from Baton Rouge, La., will be asked to lead the Commodores and that's what he did against overmatched Trevecca, which is about a 15 minute drive from Vanderbilt.

Stallings knows that Jones will have to be the one that guides his young squad.

"We need him to be a guy that can lead us and his play inspires confidence throughout the rest of our team," Stallings said. "His play today did that. Let's see it happen against guys that look more like him, play more like him, and are more his level of ability."

Jalen Palm led the Trojans with 11 points. Vanderbilt was able to dominate inside as Trevecca didn't have an answer for Jones or Kornet, who finished with 10 rebounds. The sophomores blocked four shots apiece and altered several others.

Game 2 • Nov. 20, 2014

Lipscomb..... 62
at Vanderbilt 72
Nashville, Tenn. (Memorial Gym)

Table with columns: #, Player, Total, 3-Pr, Rebounds, FT, FTA, FT-FTA, Off Def Tot, PF, TP, A, TO, Bk, St, Min. Includes player stats for Lipscomb 62 and Vanderbilt 72.

Summary statistics for Game 2: FG % 1st Half, 3FG % 1st Half, FT % 1st Half, etc. Includes team and individual player performance metrics.

Score by periods table for Game 2. Columns: 1st, 2nd, Total. Rows: Lipscomb, Vanderbilt.

Technical fouls: Lipscomb-None, Vanderbilt-None. Attendance: 8415.

NASHVILLE - Damian Jones started strong and finished strong - just what Vanderbilt needed.

The 6-foot-10 center scored 21 points and had six rebounds, leading the Commodores to a 72-62 win over Lipscomb.

"We better have that card to play or we're going to have some trouble on nights," Vanderbilt coach Kevin Stallings said. "We were able to get him the ball and he made some nice moves. He made a nice jump shot out there on the perimeter, which he's worked hard on and been excited to break out."

Stallings has high hopes for Jones, a preseason All-Southeastern Conference selection.

"He's really tough and he's proven that at the highest level," Lipscomb coach Casey Alexander said. "You just can't let him inch his way closer to the rim. He's going to catch it and they do a lot of good stuff to get him the ball at the optimal spot."

Jones hit 8 of 15 from the floor and 5 of 7 from the foul line.

"We have a lot of plays set up to get the ball to me in the post," Jones said. "It keeps me going, it keeps my energy high always getting me the ball."

Luke Kornet and Wade Baldwin IV added 11 points each for the Commodores.

Lipscomb (1-2) narrowed the deficit to 52-49 on Martin Smith's foul shot with 10:08 left, but Vanderbilt's Jeff Roberson and Baldwin answered with back-to-back 3-pointers to ignite a 13-2 run as the Commodores pulled away.

Lipscomb's Josh Williams was held to 12 points, 10.5 below his average.

J.C. Hampton led Lipscomb with 13 points.

The Commodores (2-0) started three freshmen and two sophomores against the Bisons, members of the Atlantic Sun Conference.

Vanderbilt dominated inside, outscoring Lipscomb 30-18 in the paint.

Vanderbilt took charge quickly with a 16-1 run that gave the Commodores a 19-6 lead as Lipscomb went over 7 minutes without a field goal.

Vanderbilt's James Siakam had six rebounds and two points after missing the season-opening win over Trevecca to attend his father's funeral in Cameroon.

Lipscomb shot just 33.3 percent from the floor.

Game 3 • Nov. 23, 2014

Tennessee State..... 46
at Vanderbilt 78
Nashville, Tenn. (Memorial Gym)

Table with columns: #, Player, Total, 3-Pr, Rebounds, FT, FTA, FT-FTA, Off Def Tot, PF, TP, A, TO, Bk, St, Min. Includes player stats for Tennessee State 46 and Vanderbilt 78.

Summary statistics for Game 3: FG % 1st Half, 3FG % 1st Half, FT % 1st Half, etc. Includes team and individual player performance metrics.

Score by periods table for Game 3. Columns: 1st, 2nd, Total. Rows: Tennessee State, Vanderbilt.

Technical fouls: Tennessee State-None, Vanderbilt-None. Attendance: 7446.

NASHVILLE - Damian Jones was Vanderbilt's most dangerous offensive weapon in the Commodores' first two games, but a new force appeared vs. Tennessee State.

Luke Kornet made his first nine shots from the floor en route to a career-high 24-point night, leading Vanderbilt to a 78-46 win over Tennessee State in the first round of the Barclays Center Classic.

The 7-foot forward didn't miss a shot until he bounced a 3-pointer off the front of the rim with 12:45 left. He tied a Memorial Gym record for highest field goal percentage, 90.9, by hitting shot 10 of 11, including three 3-pointers. Jeff Taylor also hit 10 of 11 against TSU on Dec. 19, 2009.

"Once you just see the ball go in a couple of times, you'll start feeling a little bit of a rhythm to it and that's what happened tonight," Kornet said. "Once I stepped out and shot the first 3, I had a really good feeling that it was going to go in."

With Kornet playing so well, the Commodores (3-0) didn't need much from Damian Jones, who entered the game as the Southeastern Conference's leading scorer at 22.5 points per game. The 6-10 sophomore scored 13 points after scoring 20-plus in his first two games.

"They were in zone a lot in the first half and we put our two big guys down low," Commodores coach Kevin Stallings said. "Damian probably got Luke some shots just by his mere presence because I'm sure the defense kind of shades over to him."

Kornet was perfect in the first half, making all six of his shots from the floor and his only foul shot for 14 points.

Many fans in the crowd of 7,446 yelled "Luuke" when he drained a 3-pointer from the corner to give the Commodores a 38-20 lead with 3 seconds left in the first half.

Kornet's first three baskets were dunks. His father, Frank, played at Vanderbilt from 1986-89.

Kornet powered Vanderbilt to a 15-6 lead in the early going.

Kornet also had seven rebounds and two blocked shots. He has made 14 of his last 17 shots, including Thursday's win over Lipscomb. Jones had eight rebounds and two blocks.

Riley LaChance also scored 13 for the Commodores. No one from the Tigers (2-2) scored in double figures as they shot 32.7 percent from the floor. Vanderbilt hit 60.9 percent from the floor.

TSU narrowed the deficit to 26-20 before the Commodores closed the first half with a 12-0 run. They extended it to 15-0 when Jones converted a three-point play early in the second half.

Wade Baldwin IV led the Commodores with 10 assists and Shelton Mitchell added seven.



Game 4 • Nov. 25, 2014

Norfolk State..... 53
at Vanderbilt..... 63
Nashville, Tenn. (Memorial Gym)

Table with columns: Player, FG-FGA, 3-Pr, FT-FTA, Rebounds, PF, TP, A, TO, Blk, Stl, Min. Includes totals and game statistics.

Table with columns: Player, FG-FGA, 3-Pr, FT-FTA, Rebounds, PF, TP, A, TO, Blk, Stl, Min. Includes totals and game statistics.

Officials: Mike Nance, Todd Austin, Rick Hartzell
Technical Fouls: Norfolk State-None, Vanderbilt-None.
Attendance: 7504

Score by periods table with columns: 1st, 2nd, Total. Shows scores for Norfolk State and Vanderbilt.

Last FG - NSUM 2nd-00:02, VU 2nd-00:15.
Largest lead - NSUM by 4 1st-17:47, VU by 18 2nd-17:38.
NSUM led for 02:20, VU led for 31:30. Game was tied for 01:09.

Game 5 • Nov. 28, 2014

Vanderbilt..... 65
vs. Rutgers..... 68
Brooklyn, N.Y. (Barclays Center)

Table with columns: Player, FG-FGA, 3-Pr, FT-FTA, Rebounds, PF, TP, A, TO, Blk, Stl, Min. Includes totals and game statistics.

Table with columns: Player, FG-FGA, 3-Pr, FT-FTA, Rebounds, PF, TP, A, TO, Blk, Stl, Min. Includes totals and game statistics.

Officials: Joe DeRosa, Rick Crawford, Jose Carrion
Technical Fouls: Vanderbilt-None, Rutgers-None.
Attendance:
Barclays Center Classic Presented by Continental Tire

Score by periods table with columns: 1st, 2nd, Total. Shows scores for Vanderbilt and Rutgers.

Score tied - 1 time.
Lead changed - 3 times.

Game 6 • Nov. 29, 2014

LaSalle..... 55
vs. Vanderbilt..... 68
Brooklyn, N.Y. (Barclays Center)

Table with columns: Player, FG-FGA, 3-Pr, FT-FTA, Rebounds, PF, TP, A, TO, Blk, Stl, Min. Includes totals and game statistics.

Table with columns: Player, FG-FGA, 3-Pr, FT-FTA, Rebounds, PF, TP, A, TO, Blk, Stl, Min. Includes totals and game statistics.

Officials: Joe DeRosa, Rick Crawford, Jose Carrion
Technical Fouls: LaSalle-None, Vanderbilt-None.
Attendance:
Barclays Center Classic Presented by Continental Tire

Score by periods table with columns: 1st, 2nd, Total. Shows scores for LaSalle and Vanderbilt.

NASHVILLE - On a night when Vanderbilt reached a 3-point milestone, the long-range shot played an important role in keeping the Commodores undefeated.

Vanderbilt made nine 3-pointers in a 63-53 win over Norfolk State in the preliminary round of the Barclays Center Classic.

The Commodores have made at least one 3-pointer in 900 consecutive games, dating back to the inception of the shot in 1986.

UNLV and Princeton are the only other college teams to make a 3-pointer in every game since the shot was implemented.

Freshmen guards Riley LaChance and Wade Baldwin IV led Vanderbilt with three 3-pointers apiece. Baldwin led four Commodores in double figures with 13 points.

LaChance added 12 and Matthew Fisher-Davis and James Siakam 11 each.

Vanderbilt is off to a 4-0 start for the first time since 2007 when it opened with 16 straight wins.

The Commodores, one of the top shooting teams in the Southeastern Conference, hit 44 percent. They cooled off in the second half after hitting 63.2 percent in the first 20 minutes.

Norfolk State (2-3), a Mid-Eastern Athletic Conference member, struggled offensively, hitting 32.1 from the floor. Jeff Short was held to five points, 12.3 below his average, as he hit 2 of 11 from the floor.

D'Shon Taylor led the Spartans with 19 points and Malik Thomas added 13.

Vanderbilt's Damian Jones, who entered the game as the Southeastern Conference's second-leading scorer at 19.3 points per game, scored six points. Teammate Luke Kornet, who scored a career-high 24 points in Sunday's win over Tennessee State, had a quiet night with five points.

Norfolk State jumped out to an 11-8 lead before Vanderbilt answered with a 12-0 run to take a 20-11 advantage.

It was the Commodores' first game against a team outside of Nashville after opening up at home against Trevecca, Lipscomb and Tennessee State.

BROOKLYN, N.Y. - Myles Mack had a severe toothache. Kadeem Jack was recuperating from a sprained right thumb.

The prescription, according to Rutgers Eddie Jordan, was a win.

Mack scored 10 of his 21 points in the second half, and Jack added 20 points and eight rebounds to lead Rutgers to a 68-65 win over Vanderbilt in the first semifinal of the Barclays Center Classic.

"Both of these guys are battling some physical issues," Jordan said. "Myles had a serious toothache all day today, probably still has it. We had to rush him to the dentist and Kadeem is still recovering from his thumb and his conditioning. So what they did today was remarkable."

Mike Williams and Junior Etou had 11 and 10 for the Scarlet Knights (3-2), who bounced back from a 68-50 loss to St. Peter's Tuesday night.

Vanderbilt (4-1) lost for the first time in the 2014-15 campaign. Damian Jones led the Commodores with 23 points. Luke Kornet had 14 points and James Siakam added 10.

The Commodores had three chances to win late in regulation, but Shelton Mitchell missed a driving layup and Siakam couldn't convert the putback. Following an inbounds, Mitchell had the ball stolen by Mack, who was fouled by Matthew Fisher-Davis. Mack made one of two free throws, and Rutgers knocked away the inbounds pass to seal the win.

"We talked about several things we did not accomplish," Stallings said. "We came out of timeouts on four occasions where we made a call and messed it up. That shouldn't be the case. We didn't play well enough to win."

"That is my biggest source of disappointment." The first ever matchup between the SEC and Big 10 programs was an evenly contested affair throughout, with the biggest advantage for either team being Rutgers' 29-18 lead in the first half. Vanderbilt's 13-2 run in the final 6:12 of the first half forced a 31-31 tie at halftime. Jones and Siakam combined for 11 of the Commodores' 13 points in the surge.

Vanderbilt took a 55-52 lead on Kornet's left-side 3 with 7:49 left in regulation. The basket was the culmination of an 8-0 run.

BROOKLYN, N.Y. - To hear Kevin Stallings tell it, Damian Jones may be Vanderbilt's most indispensable player.

La Salle may agree with his viewpoint. Jones' 16 points led four players in double-figure as Vanderbilt topped La Salle 68-55 in the consolation game of the Barclays Center Classic.

"Damian was pretty effective," Stallings said. "I thought he was very, very effective especially early on when we were able to take control of the game. He's getting better and better. The better he gets, of course the better it will be for our team."

Riley LaChance had 14, and Luke Kornet and James Siakam added 10 apiece as Vanderbilt improved to 5-1.

La Salle's Jarrell Wright led all scorers with 19 points, but the Explorers fell to 4-2 with their second loss in as many games. Steve Zack added 11 points.

"We need to get better," La Salle coach Dr. John Giannini said. "We came here to be tested and frankly we failed our test this weekend."

Vanderbilt turned its 30-20 halftime lead into a 17-point advantage (45-28) after Kornet's left-wing 3 4:14 into the second half. La Salle wouldn't get closer than 12 the rest of the way. Despite shooting 43.1 percent from the field.

Among the primary reasons was the Commodores proficiency from the foul line. Vanderbilt made six-of-nine from the stripe in the second half, including making five in the final 3:36. The Commodores finished 12-of-16 from the line

Wade Baldwin IV made five-of-six from the line for Vanderbilt. Jones was four-for-five, while Jeff Roberson was three-for-four.

By comparison, La Salle was only 7-for-11 from the line.

Vanderbilt also took care of the ball, committing just seven turnovers while recording 14 assists on 26 baskets. Baldwin and Shelton Mitchell tied La Salle's D.J. Peterson with a game-high four assists.

But La Salle committed 10 turnovers against 11 assists.



Game 7 • Dec. 4, 2014

Baylor 66
at Vanderbilt 63
Nashville, Tenn. (Memorial Gym)

Baylor 66 • 7-1

Player statistics for Baylor: #, Player, FG, 3-PT, Rebounds, PF, TP, A, TO, Blk, Stl, Min.

FG % 1st Half: 43.3% 2nd Half: 47.8% Game: 45.3%
3FG % 1st Half: 50.0% 2nd Half: 56.7% Game: 55.6%
FT % 1st Half: 66.7% 2nd Half: 54.5% Game: 57.3%

Vanderbilt 63 • 5-2

Player statistics for Vanderbilt: #, Player, FG, 3-PT, Rebounds, PF, TP, A, TO, Blk, Stl, Min.

FG % 1st Half: 37.5% 2nd Half: 50.0% Game: 43.8%
3FG % 1st Half: 20.0% 2nd Half: 14.3% Game: 17.6%
FT % 1st Half: 5.8% 2nd Half: 13.5% Game: 7.8%

Officials: Ron Groover, Damon George, Don Dalry
Technical Fouls: Baylor-None, Vanderbilt-None.
Attendance: 7140

Score by periods table for Baylor vs Vanderbilt.

Game 8 • Dec. 13, 2014

Purdue 71
at Vanderbilt 81
Nashville, Tenn. (Memorial Gym)

Purdue 71 • 8-3

Player statistics for Purdue: #, Player, FG, 3-PT, Rebounds, PF, TP, A, TO, Blk, Stl, Min.

FG % 1st Half: 48.0% 2nd Half: 46.7% Game: 47.3%
3FG % 1st Half: 33.3% 2nd Half: 20.0% Game: 27.3%
FT % 1st Half: 85.7% 2nd Half: 62.5% Game: 69.6%

Vanderbilt 81 • 6-2

Player statistics for Vanderbilt: #, Player, FG, 3-PT, Rebounds, PF, TP, A, TO, Blk, Stl, Min.

FG % 1st Half: 63.0% 2nd Half: 52.4% Game: 58.3%
3FG % 1st Half: 66.7% 2nd Half: 62.5% Game: 64.3%
FT % 1st Half: 5.6% 2nd Half: 11.7% Game: 6.7%

Officials: Ted Valentine, Gerry Pollard, Jim Burr
Technical Fouls: Purdue-None, Vanderbilt-None.
Attendance: 9565

Score by periods table for Purdue vs Vanderbilt.

NASHVILLE - Baylor's 3-point shooters were too much for Vanderbilt.

The Bears made 10 of 18 shots from beyond the 3-point arc, leading Baylor to a 66-63 win over Vanderbilt in the Big 12/SEC Challenge at Memorial Gym.

Baylor forward Royce O'Neale scored 22 points and Taurean Prince added 19. O'Neale made four 3-pointers and Prince added three.

O'Neale, a 6-foot-6 forward, made 9 of 11 from the floor, including 4 of 5 from beyond the 3-point stripe.

Baylor (7-1) recorded its second road win over an SEC opponent, including a victory at South Carolina two weeks ago.

Vanderbilt's Damian Jones made two free throws to narrow the deficit to 65-63 with 15 seconds left.

Baylor's Lester Medford hit 1 of 2 free throws to increase the Bears' lead to 66-63 with 14.4 seconds left.

Vanderbilt's Riley LaChance missed a 3-pointer from the top of the key with 1 second left as the ball bounced off the glass.

James Siakam's layup narrowed Baylor's lead to 61-59 with 1:41 left, but he couldn't convert the three-point play after missing a foul shot.

Jones, who entered the game as the Southeastern Conference's fourth-leading scorer, led Vanderbilt with 21 points. Luke Kornet, a 7-foot sophomore forward, added 13.

Vanderbilt made a 15-8 run in the second half to narrow Baylor's lead to 51-50.

A put-back by Siakam gave Vanderbilt its first lead, 54-53, since early in the game, prompting Baylor coach Scott Drew to call a timeout with 6:10 left.

Prince hit two free throws to put Baylor back on top, 55-54, with 5:22 left.

Vanderbilt cut the deficit to 48-46 with 9:33 left, but Al Freeman hit a 3-pointer to put Baylor up by five.

Baylor broke a 12-all tie with an 8-0 run to take control in the first half, and the Bears stretched their advantage to 34-25 by halftime.

Prince led the way in the early going with 13 points in the first half and O'Neale added 12.

Baylor hit 6 of its first 12 shots from beyond the 3-point arc.

NASHVILLE - Riley LaChance looks like an ordinary freshman, but there was nothing ordinary about the way he played vs. Purdue.

The 6-foot-2 guard scored a career-high 26 points, leading Vanderbilt to an 81-71 win over Purdue at Memorial Gym.

"He's a little bit of an unlikely looking guy, but he's got some dirty in him - a good dirty and some nasty," Commodores coach Kevin Stallings said. "I like Riley. He just kind of has a knack and he doesn't have much fear. He's a fearless kid that really believes in himself."

LaChance hit 9 of 13 from the floor, including three 3-pointers, and all five of his foul shots. His last 3-pointer came from 37 feet to give Vanderbilt a 72-58 lead as Purdue was mounting a comeback.

It was the most points by a Vanderbilt freshman since A.J. Ogilvy scored 27 against Auburn in 2008.

Vanderbilt (6-2) ended a four-game losing streak against the Big Ten, earning its first win since an NIT victory over Indiana in 2005.

It was Vanderbilt's first game in nine days after taking time off for final exams.

Vanderbilt's Damian Jones added 15 points and James Siakam had 12.

It was the first road game for the Boilermakers (8-3), who are 6-1 at home and 2-1 on neutral courts.

Purdue is 6-16 on the road during the last two seasons, including losses in its last seven away games last year.

It was the first meeting between the schools since Vanderbilt beat Purdue in 1965.

Raphael Davis led four Boilermakers in double figures with 15 points. Isaac Haas added 13, Kendall Stephens had 11 and Bryson Scott had 10.

The Commodores hit 9 of 14 from beyond the 3-point arc.

Both teams featured young lineups that each included three freshmen starters.

Vanderbilt freshmen guards Wade Baldwin IV and Shelton Mitchell helped generate offense from the backcourt with six assists apiece.

Game 9 • Dec. 16, 2014

Western Carolina 79
at Vanderbilt 99
Nashville, Tenn. (Memorial Gym)

Western Carolina 79 • 3-7

Player statistics for Western Carolina: #, Player, FG, 3-PT, Rebounds, PF, TP, A, TO, Blk, Stl, Min.

FG % 1st Half: 62.1% 2nd Half: 42.9% Game: 52.6%
3FG % 1st Half: 66.7% 2nd Half: 25.0% Game: 47.1%
FT % 1st Half: 2.0% 2nd Half: 9.1% Game: 6.4%

Vanderbilt 99 • 7-2

Player statistics for Vanderbilt: #, Player, FG, 3-PT, Rebounds, PF, TP, A, TO, Blk, Stl, Min.

FG % 1st Half: 41.7% 2nd Half: 69.6% Game: 55.3%
3FG % 1st Half: 57.1% 2nd Half: 57.1% Game: 47.4%
FT % 1st Half: 100.0% 2nd Half: 100.0% Game: 88.4%

Officials: Antonio Petty, James Breeding, Pat Adams
Technical Fouls: Western Carolina-Justin Browning, Vanderbilt-TEAM.
Attendance: 7504

Score by periods table for Western Carolina vs Vanderbilt.

NASHVILLE - A freshman guard, an unselfish senior and one of the Southeastern Conference's top post players helped fuel a Vanderbilt comeback.

Guard Riley LaChance tied a career high with 26 points as the Commodores rallied in the second half to beat Western Carolina 99-79, handing the Catamounts their fourth straight loss.

After trailing by as many as 12 points in the first half, the Commodores (7-2) took control with a 16-2 run early in the second half.

LaChance had five 3-pointers as he hit 8 of 12 from the floor. He was named Southeastern Conference Freshman of the Week after scoring 26 points in Saturday's win over Purdue.

"He loves the fight," Commodores coach Kevin Stallings said. "He walks towards the fight. I like guys that walk towards the fight. I'm not big on those guys that walk away from it."

James Siakam, a senior forward, added 20 points and seven rebounds off the bench.

Damian Jones, a 6-foot-10 sophomore who entered the game as the SEC's third-leading scorer, added 16 for the Commodores.

Vanderbilt started to pull away after a technical foul on Western Carolina's Justin Browning.

Rhett Harrelson led the Catamounts (3-7) with 22 points, including six 3-pointers, and Torron Brummitt scored 17. Mike Brown scored 14.

Vanderbilt fans booed whenever Harrelson touched the ball after he had a fiery verbal exchange with Commodores guard Wade Baldwin IV late in the first half.

It was the most points Vanderbilt has scored since a 102-76 win over Mississippi in 2012.

Vanderbilt's bench outscored Western Carolina's 33-15, and the Commodores outrebounded the Catamounts 34-18 and hit 38 of 43 from the foul line.

Vanderbilt took its first lead, 47-46, since early in the first half when Damian Jones sank two free throws with 18:14 left.

Western Carolina broke a 12-all tie with an 8-0 spurt to take a 20-12 lead midway through the first half.

The Catamounts, who made their first five 3-point attempts, expanded their lead to 28-16 when Harrelson buried his fourth straight 3-pointer.

Western Carolina led by 10 when the Commodores closed with a 13-6 run, narrowing the gap to 44-41 at halftime. It was the most points Vanderbilt has allowed in the first half all season and only the second time the Commodores have trailed.



Game 10 • Dec. 20, 2014

Vanderbilt..... 60
 at Georgia Tech 65
 Atlanta, Ga. (McCamish Pavilion)

Vanderbilt 60 • 7-3

#	Player	Total			3-Ptr			Rebounds			PF	TP	A	TO	Blk	Stl	Min
		FG	FGA	FT	FTA	Off	Def	Total									
03	KORNET, Luke	f	0-2	0-1	0-0	0	3	3	2	0	1	3	1	0	19		
11	ROBERSON, Jeff	f	4-5	0-1	0-0	0	2	2	3	8	1	1	0	1	19		
30	JONES, Damian	c	4-9	0-0	4-6	4	3	7	1	12	0	1	2	1	27		
04	BALDWIN IV, Wade	g	1-3	0-1	1-2	0	1	1	1	3	3	3	0	1	27		
13	LACHANCE, Riley	g	3-7	2-6	2-2	0	1	1	1	10	1	1	0	0	36		
00	MITCHELL, Shelton	g	1-5	0-1	1-2	1	5	6	0	3	6	2	0	0	20		
09	FISHER-DAVIS, Matthe	g	1-6	1-5	0-0	0	2	2	2	3	0	0	0	0	17		
35	SIKAM, James	g	2-3	0-0	5-6	1	1	2	5	9	1	2	2	0	24		
40	HENDERSON, Josh	g	5-5	0-0	2-2	1	2	3	1	12	0	0	1	0	11		
	Team					3	2	3									
	Totals		21-45	3-15	15-20	8	22	30	16	60	13	13	6	3	200		

FG % 1st Half: 12-22 54.5% 2nd half: 9-23 39.1% Game: 21-45 46.7% Deadball Rebounds 7
 3FG % 1st Half: 3-8 37.5% 2nd half: 0-7 0.0% Game: 3-15 20.0%
 FT % 1st Half: 6-8 75.0% 2nd half: 9-12 75.0% Game: 15-20 75.0%

Georgia Tech 65 • 8-2

#	Player	Total			3-Ptr			Rebounds			PF	TP	A	TO	Blk	Stl	Min
		FG	FGA	FT	FTA	Off	Def	Total									
00	Mitchell, Charles	f	9-15	0-0	1-1	7	1	8	5	19	0	3	1	1	26		
12	Stephens, Quinton	f	1-5	1-4	0-0	0	3	3	1	3	0	0	0	2	21		
04	Cox, Demarco	c	2-6	0-0	2-4	6	3	9	3	6	3	0	0	0	30		
03	Georges-Hunt, Marcus	g	4-15	1-6	5-5	1	3	4	1	14	1	1	0	0	33		
10	Jorgenson, Travis	g	3-6	2-4	0-0	0	1	1	0	8	6	0	0	1	24		
01	Jackson, Tadic	g	0-4	0-2	1-2	0	0	0	1	1	1	0	0	0	7		
02	Bolden, Chris	g	3-9	0-4	0-0	0	3	3	5	6	2	0	0	1	22		
11	Heath, Josh	g	1-2	0-1	0-1	0	1	1	0	2	1	3	0	0	17		
13	Sampson, Robert	g	3-5	0-1	0-0	2	3	5	2	6	0	0	1	1	17		
44	Lammers, Ben	g	0-0	0-0	0-0	1	0	1	0	0	0	0	0	0	3		
	Team					3	1	4									
	Totals		26-67	4-22	9-13	20	19	39	18	65	14	7	2	6	200		

FG % 1st Half: 10-36 27.8% 2nd half: 16-31 51.6% Game: 26-67 38.8% Deadball Rebounds 3
 3FG % 1st Half: 2-12 16.7% 2nd half: 2-10 20.0% Game: 4-22 18.2%
 FT % 1st Half: 3-3 100.0% 2nd half: 6-10 60.0% Game: 9-13 69.2%

Officials: Joe Lindsay, Jamie Luckie, Brian Shey
 Technical Fouls: Vanderbilt-None, Georgia Tech-None.
 Attendance: 6082
 Time of Game: 2:00

Score by periods	1st	2nd	Total
Vanderbilt	33	27	60
Georgia Tech	25	40	65

ATLANTA - Charles Mitchell scored 19 points and Marcus Georges-Hunt added 14 points to help Georgia Tech beat Vanderbilt 65-60.

Damian Jones and Josh Henderson each finished with 12 points for Vanderbilt (7-3), which was coming off consecutive wins over Purdue and Western Kentucky.

Georgia Tech (8-2), which has won five of six, pulled down 20 offensive rebounds.

The Yellow Jackets made the right adjustments at halftime with the Commodores leading by eight, getting back on defense quicker and getting more production from their fast-break offense.

Georges-Hunt, Georgia Tech's leading scorer this season, was just 4 for 15 from the field, but in the final minute he hit a pair of free throws to make it 64-60 and grabbed a key defensive rebound when Wade Baldwin missed a 3 on Vanderbilt's ensuing possession.

Georgia Tech struggled against to get the ball inside against the Commodores' zone defense in the first half and struggled from the field at 27.8 percent.

But the Jackets began the second half on a 13-6 run to take their first lead since midway through the first half on Georges-Hunt's short jumper with 12:44 remaining.

Georgia Tech went up 47-43 on Mitchell's fast-break dunk about four minutes later.

If the teams didn't like each other, it was evident in the second half when James Siakam and Jones -- Vanderbilt's biggest, strongest front-line players -- blocked the ball hard out of bounds and celebrated on consecutive Georgia Tech possessions with the Jackets leading 51-49.

A few minutes later, Georgia Tech guard Chris Bolden knocked Siakam down hard at the Vanderbilt baseline on a Commodores fast break and quickly turned his back to walk to the team huddle.

The foul wasn't hard enough to be called flagrant and Siakam hit two ensuing free throws to make it 53-all with 3:44 remaining.

After Mitchell's three-point play put the Jackets by four, Sampson stole the ball from Shelton Mitchell and followed with a fast-break putback that gave Georgia Tech a six-point lead, its biggest of the game, with 1:16 remaining.



THE LAST TIME...

VANDERBILT INDIVIDUALS

Scoring:

Scored 25 points – Riley LaChance (26), vs. Western Carolina, 12/16/14

Scored 30 points –Jeffery Taylor (30), at Davidson, 12/7/2011

Scored 35 points – Billy McCaffrey (35), vs. Georgia, 2/24/1993

Scored 40 points – Shan Foster (42) vs. Mississippi State, 3/5/2008

Two Players Had 20 Points –

Riley LaChance (26), James Siakam (20) vs. Western Carolina, 12/16/14

Three Players Had 20 Points –

Derrick Byars (28), Shan Foster (21) and Ross Neltner (20) vs. Toledo, 12/2/2006

Scored 20 Points in Two Straight Games –

Riley LaChance vs. Purdue (26) 12/13/16, vs. Western Carolina (26) 12/16/14

Scored 20 Points in Three Straight Games –

John Jenkins at Ole Miss (26), 2/16/2012, at Georgia (28), 2/19/2012, vs. S. Carolina (21), 2/22/2012

Scored 20 Points in Four Straight Games –

John Jenkins vs. Monmouth (25), 11/25/11, vs. Xavier (20), 11/28/11, at Louisville (27), 12/2/2011, at Davidson (22), 12/7/2011

Scored 20 Points in Five Straight Games –

Shan Foster vs. Georgia (29), 2/23/2008; vs. Tennessee (32), 2/26/2008; at Arkansas (22), 3/1/2008; vs. Mississippi State (42), 3/5/2008; at Alabama (21), 3/8/2008

Scored 20 Points in Six Straight Games –

Shan Foster vs. Georgia (29), 2/23/2008; vs. Tennessee (32), 2/26/2008; at Arkansas (22), 3/1/2008; vs. Mississippi State (42), 3/5/2008; at Alabama (21), 3/8/2008; vs. Auburn (26), 3/13/2008

Five Players Scored in Double Figures –

Kyle Fuller (16), Damian Jones (13), Eric McClellan (12), Rod Odom (11) and Luke Kornet (11) vs. Morgan State 11/23/13

Six Players Scored in Double Figures –

Jeffery Taylor (16), George Drake (14), Jermaine Beal (12), Festus Ezeli (11), Brad Tinsley (11), and A.J. Ogilvy (10) vs. Central Arkansas, 11/26/2008

Four Players with 15 or more points –

Jeffery Taylor (20), John Jenkins (17), Brad Tinsley (16), Lance Goulbourne (16), Festus Ezeli (15) at LSU, 2/26/2011

Double-Doubles:

Double-Double –Damian Jones (24 points, 12 rebounds) vs. Trevecca 11/16/14; Luke Kornet (10 points, 10 rebounds) vs. Trevecca 11/16/14

20-10 game – Damian Jones (24 points, 12 rebounds)

30-10 game – A.J. Ogilvy (33 points, 10 rebounds) vs. Oregon, 11/11/2011

Back-to-back 20-10 games – Matt Freije vs. South Carolina (26 points, 11 rebounds) 1/28/04; vs. Kentucky (20 points, 11 rebounds) 1/31/04

Double-Double in Points and Rebounds – Damian Jones (24 points, 12 rebounds) vs. Trevecca 11/16/14; Luke Kornet (10 points, 10 rebounds) vs. Trevecca 11/16/14

Double-Double in Points and Assists –Kyle Fuller (12 points, 10 assists) vs. Tennessee, 2/5/2014

Double-Double in Points and Blocks – Never

Double-Double in Points and Steals – Never

Double-Double in Two Consecutive games –

Kevin Bright vs. Villanova (12 points, 12 rebounds) 12/1/2012, at Xavier (11 points, 10 rebounds) 12/6/2011

Double-Double in three consecutive games –

Dan Langhi vs. Notre Dame (33 points, 10 rebounds) 11/21/1998; vs. Morehead State (18 points, 10 rebounds) 11/24/1998; vs. Ohio State (14 points, 17 rebounds) 11/28/1998

Two players record double-double –

Damian Jones (10 points, 13 rebounds), James Siakam (16 points, 10 rebounds) vs. Texas A&M, 2/15/2014

Triple-Doubles:

Triple-Double – Brad Tinsley (11 points, 10 rebounds, 10 assists) vs. Presbyterian, 11/12/2010

Field Goals:

Made 10 FG in a game – Luke Kornet (10) vs. Tenn. State, 11/23/2014

Made 11 FG in a game – Kedren Johnson (11) vs. Davidson, 11/22/2012

Made 12 FG in a game – Jeffery Taylor (12) vs. Longwood, 12/19/2011

Made 16 FG in a game - Shan Foster (16) vs. Mississippi State, 3/5/2008

Attempted 15 FG in a game – Rod Odom (18), Kyle Fuller (15) vs. LSU, 3/6/14, Damian Jones (15) vs. Lipscomb, 11/20/14

Attempted 16 FG in a game – Rod Odom (18) vs. LSU, 3/6/14

Attempted 17 FG in a game – Rod Odom (18) vs. LSU, 3/6/14

Attempted 18 FG in a game – Rod Odom (18) vs. LSU, 3/6/14

Attempted 19 FG in a game – Rod Odom (19) vs. Missouri, 1/16/14

Attempted 20 FG in a game - Kyle Fuller (21), at S. Carolina, 2/13/2014

Three-Pointers:

Made 5 3-pointers in a game –Dai-Jon Parker (5), at Ole Miss, 3/8/2014
Riley LaChance (5), vs. Western Carolina, 12/16/14

Made 6 3-pointers in a game – Rod Odom (6) vs. Missouri, 1/16/14

Made 7 3-pointers in a game – John Jenkins (7) vs. Lafayette, 12/21/2011

Made 8 3-pointers in a game – Shan Foster (8) vs. UMass, 1/5/2008

Made 9 3-pointers in a game – Shan Foster (9) vs. Mississippi State, 3/5/2008

Attempted 10 3-pointers in a game – Rod Odom (13) vs. LSU, 3/6/14

Attempted 15 3-pointers in a game – John Jenkins (16) vs. Oregon, 11/11/2011

Free Throws:

Made 10 FT in a game – Kyle Fuller (10), at Georgia, 1/29/14

Made 12 FT in a game – James Siakam (12) vs. Western Carolina, 12/16/14

Made 13 FT in a game – A.J. Ogilvy (13) vs. DePaul, 12/5/2009

Made 18 FT in a game – Matt Freije (18) vs. Indiana, 11/24/2003

Attempted 12 FT in a game – James Siakam (13) vs. Western Carolina, 12/16/14

Attempted 14 FT in a game – James Siakam (14) vs. Texas A&M, 2/15/2014

Attempted 15 FT in a game – Eric McClellan (15) at Texas, 12/2/2013

Rebounds:

10 Rebounds in a game – Damian Jones (12) vs. Trevecca 11/16/14; Luke Kornet (10) vs. Trevecca 11/16/14

15 Rebounds in a game – Lance Goulbourne (16) at Marquette, 12/29/2011

10+ Rebounds in Three Consecutive Games – Lance Goulbourne (16) vs. Ole Miss, 1/19/2011; (10) vs. St. Mary's, 1/22/2011; (12) at Miss. State, 1/27/2011

Assists:

8 Assists – Wade Baldwin IV (9) vs. Rutgers, 11/28/14

9 Assists – Wade Baldwin IV (9) vs. Rutgers, 11/28/14

10 Assists – Wade Baldwin IV (10) vs. Tennessee State, 11/23/14

11 Assists – Mario Moore (13) vs. Arkansas, 2/19/2005

12 Assists – Mario Moore (13) vs. Arkansas, 2/19/2005

13 Assists – Mario Moore (13) vs. Arkansas, 2/19/2005

14 Assists – Billy McCaffrey (14) vs. Kentucky, 1/13/1993

5+ Assists in Four Consecutive Games - Wade Baldwin IV (5) vs. Lipscomb 11/20/14; vs. Tennessee St. (10), 11/23/14; vs. Norfolk St. (6), 11/25/14; vs. Rutgers (9), 11/28/14

8+ Assists in Two Consecutive Games- Atiba Prater (9) at Georgia, 2/2/2000; (9) vs. Boston College, 2/6/2000

Blocks:

4 Blocked Shots – Damian Jones (4) vs. Trevecca 11/16/14; Luke Kornet (4) vs. Trevecca 11/16/14

5 Blocked Shots – James Siakam (5) at LSU, 1/18/14

6 Blocked Shots – Damian Jones (6) vs. Northeastern, 1/4/14

7 Blocked Shots – Damian Jones (7) at S. Carolina, 2/13/14

Steals:

4 Steals – James Siakam (4) vs. Saint Louis, 12/30/13

5 Steals – Jeffery Taylor (5) vs. Oregon, (11/11/2011)

6 Steals – Dan Cage (6) vs. Furman, 11/28/2006

7 Steals - James Strong (8) vs. Morehead State, 11/24/1998

8 Steals – James Strong (8) vs. Morehead State, 11/24/1998

Minutes:

Played every minute – Rod Odom vs. Florida, 2/25/14

Played over 40 minutes – Rod Odom (42), Damian Jones (41), Kyle Fuller (44), Dai-Jon Parker (41) vs. Texas A&M (2/15/14)

All 5 starters played 40 minutes –Steve Tchiengang (40), Brad Tinsley (40), Lance Goulbourne (41), Jeffery Taylor (41), and John Jenkins (41), at Louisville, 12/2/2011

Fouls:

Technical Foul – TEAM , vs. LSU, 3/6/14
Fouled Out – James Siakam, at Ga. Tech, 12/20/2014

Two Players Fouled Out – James Siakam, Eric McClellan, Damian Jones at Butler, 11/19/2013

Three Players Fouled Out – James Siakam, Eric McClellan, Damian Jones at Butler, 11/19/2013

TEAM

Started the game with Opponent Technical Foul – Furman bench, 12/22/2008

Scored 95 or more points – 99 vs. Western Carolina 12/16/14 (W, 99-79)

Scored 100 or more points – 102 at Ole Miss, 2/16/2012 (W, 102-76)

Scored 100 or more points (SEC game) – 102 at Ole Miss, 2/16/2012 (W, 102-76)

Scored 110 or more points – 113 vs. Alabama A&M 12/30/1998 (W, 113-71)

Scored 110 or more points (SEC game) – 111 vs. Alabama 2/21/1972 (W, 111-91)

Scored 120 or more points – 130 vs. Ole Miss 12/22/1970 (W, 130-112)

Scored 120 or more points (SEC game) – 130 vs. Ole Miss 12/22/1970 (W, 130-112)

Scored 130 or more points – 130 vs. Ole Miss 12/22/1970 (W, 130-112)

Scored Less than 50 points – 38 at Tennessee (L, 76-38), 3/1/2014

Scored Less than 40 points – 38 at Tennessee (L, 76-38), 3/1/2014

Scored 20 or less points in half – 18 (1st half), 20 (2nd half) at Tennessee, 3/1/14, (L, 76-38)

Scored 90+ points in three consecutive games - 95 vs. Bradley, 11/24/2007 (W, 95-86); 91 vs. South Alabama, 11/29/2007 (W, 91-88); vs. Georgia Tech, 12/1/2007 (W, 92-79)

Allowed 90 or more points – 94, Florida, 1/25/2009 (L, 69-94)

Allowed 100 or more points – 106, Kentucky, 3/5/2003 (L, 44-106)

Allowed Less than 50 points – 49, Miss. State, 2/1/14 (W, 55-49)

Allowed 40 or Less points – 31, at Mississippi State, 2/23/2013 (W, 72-31)

Shot 60% or better – .609 vs. Tenn. St., 11/23/14 (W, 78-46)



THE LAST TIME...

Shot 60% or better from three – .643 vs. Purdue, 12/13/14 (W, 81-71)
Shot over 67% FG – .679 vs. TSU, 12/19/2009 (W, 84-71)
Shot 50% or better – .553 vs. W. Carolina, 12/16/14 (W, 99-79)
Shot lower than 30% – .224 at Florida 3/1/2014 (L, 76-38)
Allowed 60% shooting – .612 at Florida, 2/21/2009 (L, 68-82)
Scored 100 points in two consecutive games – 111 vs. North Alabama 12/20/1980 (W, 111-79) and 111 vs. Memphis 12/23/1980 (W, 111-96)
Scored 100 points in three consecutive games – Never
Scored 100 points in Consecutive SEC games – 104 vs. LSU 2/19/1972 (W, 104-83) and 111 vs. Alabama 2/21/1972 (W, 111-91)
Won game by 70 points or more – 71 vs. Union (Tenn.) (W, 95-24), 1911-12
Won game by 60 points or more – 71 vs. Union (Tenn.) (W, 95-24), 1911-12
Won game by 50 points or more – 51 vs. Army (W, 92-41) 11/14/1998
Lost by 25 or More Points – at Tennessee, 3/1/2014 (L, 76-38)
Game decided by one point – vs. Georgia, 2/27/2013 (W, 63-62)
Two consecutive games decided by one point – at South Carolina (L, 70-71) 1/7/1998 and Tennessee (W, 80-79) 1/10/1998
Three consecutive games decided by one point – Never
Shot 90% or Better from Free Throw Line – 94.4% vs. Georgia (17-18) 2/27/2013
Shot less than 50% from Free Throw Line – 46.9% vs. Morgan State (15-32) 11/23/13
Shot less than 20% from 3PT – .150 (3-20) vs. Ole Miss 1/22/14 (L, 63-52)
Attempted 30 FT – 32 (21-32) at Georgia, 1/29/2014
Attempted 35 FT – 37 (22-37) vs. Lipscomb, 11/15/2013
Attempted 40 FT – 43 (38-43) vs. Western Carolina, 12/16/14
Attempted five or less FT – 3 vs. Chaminate, 11/24/2009
Made 20 FT – 21, (21-35) vs. Trevecca 11/16/14
Made 30 FT – 38 vs. Western Carolina, 12/16/14
Made 15 3FG – 17 vs. Ole Miss, 1/15/2013
Won an Overtime Game – vs. Texas A&M, 2/15/2014 (W, 57-54)
Lost an Overtime Game – at Butler, 11/19/2013 (L, 85-77)
Played Two Overtimes – at Kentucky, 1/12/2008 (L, 79-73)
Played Three Overtimes – at Ole Miss 2/17/1982 (L, 51-48)
Played Four Overtimes – at Ole Miss 2/17/1982 (L, 51-48)
Played consecutive games that went to overtime – vs. Xavier 11/28/2011 (L, 82-70) and at Louisville, 12/2/2011 (L, 62-60)
Had 20 Turnovers – 26 at Arkansas, 1/12/2013
Had fewer than 10 Turnovers in two straight games – at Florida (9) 3/6/2013, vs. South Carolina (9) 3/9/2013

OPPONENT - INDIVIDUALS

Scoring:
Scored 25 points – Johnny O'Bryant III (25) vs LSU 3/6/2014
Scored 30 points – Casey Mitchell (31) vs. West Virginia, 11/19/2010
Scored 35 points – Rotnei Clarke (36), Butler, 1/29/2011
Scored 40 points – Morris Almond (44), Rice, 1/3/2007
Two Players Had 20 Points – Ryan Harrow (27) and RJ Hunter (21) vs. Ga. State, 11/12/2013
Kadeem Jack (20) and Myles Mack (21) vs. Rutgers, 11/28/14
Five Players Scored in Double Figures
 Rickey Scott (18), Julysse Nobles (17), BJ Young (12), Mardracus Wade (10), Rashad Madden (10) at Arkansas, 1/31/2012
Six Players Scored in Double Figures – Bam Doyno (22), Dwayne Curtis (12), Todd Abernethy (11), Clarence Sanders (11), Polynice (10) and Williams (10), vs. Ole Miss, 1/27/2007
Four Players with 15 or more points – Erik Daniels (20), Marquis Estill (17), Keleenna Azubuikwe (16) and Gerald Fitch (15) vs. Kentucky, 3/5/2003

Double-Doubles:

Double-Double – D'Shon T aylor (19 points, 11 rebounds) vs. Norfolk St., 11/25/14
Triple-Double – Sam Muldrow (16 points, 14 rebounds and 10 blocks) at South Carolina, 1/8/2010
20-10 game – Johnny O'Bryant III, vs LSU (25 points, 10 rebounds), 3/6/14
30-10 game – Morris Almond (44 points, 12 rebounds) at Rice, 1/3/2007

Double-Double in Points and Rebounds – D'Shon T aylor (19 points, 11 rebounds), vs. Norfolk St., 11/25/14
Double-Double in Points and Assists – Nick Calathes (15 points, 10 assists) at Florida, 1/27/2008
Two players record double-doubles – Yancy Gates (16 points, 10 rebounds), Dion Dixon (12 points, 10 rebounds) vs. Cincinnati, 11/23/2009

Field Goals:

Made 10 FG in a game – Johnny O'Braynt III, vs LSU (11), 3/6/14
Made 11 FG in a game – Johnny O'Braynt III, vs LSU (11), 3/6/14
Made 12 FG in a game – Storm Warren, (12) at LSU, 2/26/2011
Made 13 FG in a game – Lester Hudson (13) vs. Tennessee-Martin, 12/29/2007
Attempted 15 FG in a game – Charles Mitchell, at Ga. Tech, 12/20/2014; Marcus Georges-Hunt, at Ga. Tech, 12/20/2014
Attempted 16 FG in a game – Johnny O'Braynt III, vs LSU (18), 3/6/14
Attempted 17 FG in a game – Johnny O'Braynt III, vs LSU (18), 3/6/14
Attempted 18 FG in a game – Johnny O'Braynt III, vs LSU (18), 3/6/14
Attempted 19 FG in a game – Marshall Henderson (19) at Ole Miss, 3/8/2014
Attempted 20 FG in a game – Kadeem Jack (23) vs Rutgers, 11/28/14

Attempted 25 FG in a game – Courtney Fortson (27) vs. Arkansas, 3/8/2009

Three-Pointers:

Made 5 3-pointers in a game – Antonio Barton (5), at Tennessee, 3/1/2014
Made 6 3-pointers in a game – Rotnei Clarke vs. Butler, 12/29/2012
 Rhett Harrelson vs. Western Carolina, 12/16/14
Made 7 3-pointers in a game – Chandler Parsons (7) vs. Florida, 1/25/2009
Made 8 3-pointers in a game – Brian Sullivan (8) vs. Miami (OH), 1/2/2012
Attempted 10 3-pointers in a game – Marshall Henderson (13), at Ole Miss, 3/8/2014

Free Throws:

Made 8 FT in a game – Andre Stringer, (9) vs LSU, 3/6/14
Made 9 FT in a game – D'Shon T aylor (9) vs. Norfolk St, 11/25/14
Made 10 FT in a game – Johnny O'Braynt III, (11) at LSU, 1/18/14
Made 11 FT in a game – Jordan Clarkson, (11) at Missouri, 2/19/14
Made 17 FT in a game – Morris Almond (17) at Rice, 1/3/2007

Attempted 10 FT in a game – D'Shon T aylor (11) vs. Norfolk St, 11/25/14
Attempted 13 FT in a game – Johnny O'Braynt III, (14) at LSU, 1/18/14
Attempted 14 FT in a game – Johnny O'Braynt III, (14) at LSU, 1/18/14
Attempted 15 FT in a game – Morris Almond (19) at Rice, 1/3/2007

Rebounds:

10 Rebounds in a game – D'Shon T aylor (11) vs. Norfolk St, 11/25/14
15 Rebounds in a game – Shonn Miller (15) vs. Cornell, 12/17/12
18 Rebounds in a game – Daniel Northern (18) vs. Tennessee Tech, 12/20/2008
19 Rebounds in a game – Omar Samhan (19) at St. Mary's, 11/20/2009
20 Rebounds in a game – Roy Rogers (20) at Alabama, 1/3/1996

Assists

8 Assists – Myles Mack (8) vs. Rutgers, 11/28/14
9 Assists – John Wall (9) at Kentucky, 1/30/2010
10 Assists – Nick Calathes (10) at Florida, 1/27/2008
11 Assists – Dee Bost (11) vs. Mississippi State, 3/11/2011
12 Assists – G.G. Smith (12) vs. Georgia, 2/3/1999

Blocks:

4 Blocked Shots – Aaron Jones, (5) vs. Ole Miss, 1/22/14
5 Blocked Shots – Aaron Jones, (5) vs. Ole Miss, 1/22/14
6 Blocked Shots – Anthony Davis (6) at Kentucky, 2/25/2012
7 Blocked Shots – Anthony Davis (7), vs. Kentucky, 2/11/2012
8 Blocked Shots – Jarvis Varnado (9) vs. Mississippi State, 2/3/2010

10 Blocked Shots – Sam Muldrow (10) at South Carolina, 1/8/2011

Steals:

5 Steals – Mack Myles (5) vs. Rutgers, 11/28/14
6 Steals – Marshawn Powell (6) at Arkansas, 1/12/13
7 Steals – Aaron Lucas (7) at South Carolina, 1/19/2002
8 Steals – Steve Wojciechowski (8) at Duke, 11/22/1996
Two players with 3 steals – Ed Waite (4) and Andrew Nicholas (4) vs Monmouth, 11/25/201

Minutes:

Played every minute – Kadeem Jack, Myles Mack vs. Rutgers, 11/28/14
Played over 40 minutes – Kameron Woods (41), Kellen Dunham (44) at Butler, 11/19/2013

Fouls:

Technical Foul – Anthony Perez, vs. Ole Miss, 1/22/14
Fouled Out – Charles Mitchell, vs. Ga. Tech, 12/20/14
Three Players Fouled Out – Donte' Williams, Nemanja Djuricic, John Florveus vs. Georgia, 1/14/2012

OPPONENT - TEAM

Scored 90 or more points at Memorial Gym – 94 vs. Georgia, 2/25/2010 (VU 96, UGA 94 (OT))
Scored 100 or more points – 106 at Kentucky 3/5/2003 (L, 44-106)
Scored 110 or more points – 120 vs. Kentucky 2/7/1996 (L, 81-120)
Scored 120 or more points – 120 vs. Kentucky 2/7/1996 (L, 81-120)
Scored 130 or more points – Never
Scored Less than 50 points – 46 vs. Tenn. St., 11/23/2014 (W, 78-46)
Scored Less than 40 points – 31 at Mississippi State, 2/23/2013 (W, 72-31)
Shot 50% or Better – .526 vs. Western Carolina, 12/16/14
Shot 60% or Better – .612 at Florida (UF 82, VU 68), 2/21/2009
Shot 60% or Better from 3PT – .625 (10-16) vs. Arkansas, 2/8/2014 (L, 75-77)
Shot less than 30% FG – .273 (15-of-55), at Georgia, 1/29/2014 (W, 59-54)
Shot less than 15% from 3PT – .133 (2-15), vs LSU (3/6/14) (L, 57-51)
Held Opponent Without a 3-Pointer – vs. Nebraska, 11/18/10 (W, 59-49)
Shot 90% or Better from Free Throw Line – 90.0, at Arkansas (9-10), 1/12/2013
Shot less than 50% from Free Throw Line – 435, vs. Tenn. St., 11/23/2014 (W, 78-46)
Attempted 30 FT – Ole Miss (39), at Ole Miss, 3/8/2014
Attempted 40 FT – 42 at Mississippi State, 2/12/2007
Attempted 45 or More FT – 49 at South Carolina, 1/28/2009
Attempted five or less FT – 1 vs. Miami (OH), 1/2/2012
Made 20 FT – 24, at Ole Miss, 3/8/2014
Made 30 FT – 32 at South Carolina, 1/28/2009



WADE BALDWIN IV

4

Freshman, Guard
6'3" 195 lbs.
Belle Mead, N.J.
St. Joseph HS

SEASON HIGHS

Points: 13, vs. Norfolk St. (11/25/14)
FG Made: 5, vs. Lipscomb (11/20/14)
FG Atts: 7, vs. Baylor (12/4/14)
3FG Made: 2, vs. Tennessee State (11/23/14)
3FG Atts: 4, vs. Baylor (12/4/14)
FT Made: 8, vs. W. Carolina (12/16/14)
FT Atts: 8, vs. W. Carolina (12/16/14)
Rebounds: 7, vs. Lipscomb (11/20/14)
Assists: 10, vs. Tennessee State (11/23/14)
Turnovers: 3, 2x, last vs. Ga. Tech
Blocks: 1, vs. Baylor (12/4/14)
Steals: 3, vs. Lipscomb (11/20/14)
Minutes: 35, vs. La Salle (11/29/14)

CAREER HIGHS

Points: 13, vs. Norfolk St. (11/25/14)
FG Made: 5, vs. Lipscomb (11/20/14)
FG Atts: 7, vs. Baylor (12/4/14)
3FG Made: 2, vs. Tennessee State (11/23/14)
3FG Atts: 4, vs. Baylor (12/4/14)
FT Made: 8, vs. W. Carolina (12/16/14)
FT Atts: 8, vs. W. Carolina (12/16/14)
Rebounds: 7, vs. Lipscomb (11/20/14)
Assists: 10, vs. Tennessee State (11/23/14)
Turnovers: 3, 2x, last vs. Ga. Tech
Blocks: 1, vs. Baylor (12/4/14)
Steals: 3, vs. Lipscomb (11/20/14)
Minutes: 35, vs. La Salle (11/29/14)

BALDWIN IV NOTEBOOK

- ⊕ Third in the league in assists, has 50 assists and only 18 turnovers this season.
- ⊕ Posted nine assists vs. Rutgers; 2nd in SEC in assists.
- ⊕ Scored team-high 13 points vs. Norfolk St. Also added 6 rebounds, 6 assists, and 2 steals.
- ⊕ Won SEC Freshman of the Week after averaging 9.5 points, 7.5 assists, 6.0 rebounds, and 1.5 steals in wins over Lipscomb and Tennessee State.
- ⊕ Tallied 10 assists vs. Tennessee State
- ⊕ Had 11 points, 7 rebounds, 5 assists, and 3 steals in 29 minutes vs. Lipscomb.
- ⊕ Scored nine points in season opener against Trevecca. Was 4-5 from the floor.
- ⊕ 6'3 guard from New Jersey who signed in the fall of 2013 with the Commodores...Slashing guard who played for St. Joseph Metuchen and captured a state championship his senior season with the Falcons.
- ⊕ Led his St. Joseph's team to a 30-2 overall record and the Non-Public A New Jersey State Championship after averaging 15 points, 7.1 assists, 4.1 rebounds, and 2.6 steals
- ⊕ Chose Vanderbilt over Connecticut, Virginia Tech, Florida State, Pittsburgh, and Minnesota

BALDWIN IV GAME-BY-GAME (FRESHMAN)

Opponent	M	FG-A	3P-A	FT-A	Reb	PF	A	T	B	S	PTS
N16 Trevecca	19	4-5	0-0	1-2	3	3	3	3	0	1	9
N20 Lipscomb	29	5-6	1-2	0-1	7	0	5	0	0	3	11
N23 Tennessee St.	27	2-4	2-2	2-2	5	2	10	2	0	0	8
N25 Norfolk St.	26	3-7	3-5	4-4	6	1	6	1	0	2	13
N28 Rutgers	26	1-4	1-2	0-0	5	5	9	2	0	2	3
N29 LaSalle*	35	2-5	0-1	5-6	4	2	4	2	0	2	9
D4 Baylor*	32	4-7	1-4	0-0	3	3	2	3	1	1	9
D13 Purdue*	26	1-3	1-2	0-0	3	2	6	1	0	1	3
D16 W. Carolina*	24	0-3	0-1	8-8	2	3	2	1	0	1	8
D20 @Georgia Tech*	27	1-3	0-1	1-2	1	1	3	3	0	1	3
D22 Penn											
D31 @Saint Louis											
J3 Yale											
J6 Auburn											
J10 @Arkansas											
J14 Georgia											
J17 @Miss. St.											
J20 @Kentucky											
J24 LSU											
J27 @Georgia											
J31 @Texas A&M											
F3 Florida											
F7 South Carolina											
F11 Tennessee											
F14 @Alabama											
F18 @Florida											
F21 Missouri											
F26 @Tennessee											
F28 Alabama											
M4 Miss. St.											
M7 @Ole Miss											

Baldwin's Overall Statistics at Vanderbilt

Year	GP	GS	Min	Avg	FG	FGA	Pct	3FG	3FGA	Pct	FT	FTA	Pct	Off	Def	Tot	Avg	PF	FO	Ast	TO	Blk	Stl	Pts	Avg
2014-15	10	5	27.1	27.1	23	47	.489	9	20	.450	21	25	.840	1	38	39	3.9	22	1	50	18	1	14	76	7.6
TOTAL	10	5	27.1	27.1	23	47	.489	9	20	.450	21	25	.840	1	38	39	3.9	22	1	50	18	1	14	76	7.6

Baldwin's SEC Statistics at Vanderbilt

Year	GP	GS	Min	Avg	FG	FGA	Pct	3FG	3FGA	Pct	FT	FTA	Pct	Off	Def	Tot	Avg	PF	FO	Ast	TO	Blk	Stl	Pts	Avg
------	----	----	-----	-----	----	-----	-----	-----	------	-----	----	-----	-----	-----	-----	-----	-----	----	----	-----	----	-----	-----	-----	-----

**MATTHEW FISHER-DAVIS****5**Freshman, Guard
6'5" 173 lbs.
Charlotte, N.C.
Butler HS**SEASON HIGHS**

Points: 11, vs. Norfolk St. (11/25/14)
FG Made: 4, vs. Norfolk St. (11/25/14)
FG Atts: 8, 2x, last vs. Rutgers (11/28/14)
3FG Made: 3, 2x, vs. Western Carolina (12/16/14)
3FG Atts: 7, vs. Trevecca (11/16/14)
FT Made: 2, vs. Trevecca (11/16/14)
FT Atts: 2, 2x, last vs. Norfolk St. (11/25/14)
Rebounds: 3, 2x, last vs. Purdue (12/13/14)
Assists: 3, 2x, last vs. vs. Tenn. State (11/23/14)
Turnovers: 1, 3x, last vs. Purdue (12/13/14)
Blocks: 1, 2x, vs. Western Carolina (12/16/14)
Steals: 1, 3x, last vs. Baylor (12/4/14)
Minutes: 26, 2x, last vs. Rutgers (11/28/14)

CAREER HIGHS

Points: 11, vs. Norfolk St. (11/25/14)
FG Made: 4, vs. Norfolk St. (11/25/14)
FG Atts: 8, 2x, last vs. Rutgers (11/28/14)
3FG Made: 3, 2x, vs. Western Carolina (12/16/14)
3FG Atts: 7, vs. Trevecca (11/16/14)
FT Made: 2, vs. Trevecca (11/16/14)
FT Atts: 2, 2x, last vs. Norfolk St. (11/25/14)
Rebounds: 3, 2x, last vs. Purdue (12/13/14)
Assists: 3, 2x, last vs. vs. Tenn. State (11/23/14)
Turnovers: 1, 3x, last vs. Purdue (12/13/14)
Blocks: 1, 2x, vs. Western Carolina (12/16/14)
Steals: 1, 3x, last vs. Baylor (12/4/14)
Minutes: 26, 2x, last vs. Rutgers (11/28/14)

FISHER-DAVIS NOTEBOOK

- ✪ Made a career-high three made threes against Purdue and W. Carolina.
- ✪ Scored career-high 11 points vs. Norfolk St.
- ✪ Returned to the floor against Trevecca after missing first two exhibition games with foot injury. Scored six points vs. Lipscomb.
- ✪ 6'5 guard considered one of best shooters in 2014 class...Shot 67.5% from the floor, 49.1% from three, and 96% from the free throw line in his senior season at Butler HS.
- ✪ Averaged 22 points, 13 rebounds, five assists, two steals and two blocks per game as a senior, and was named the SW4A Player of the Year and as a member of the Charlotte Observer's All-Observer team.
- ✪ Chose Vanderbilt over Texas, Georgia, Baylor, Kansas State, Virginia, Oklahoma State, Arkansas, Alabama, and Wake Forest.

FISHER-DAVIS GAME-BY-GAME (FRESHMAN)

Opponent	M	FG-A	3P-A	FT-A	Reb	PF	A	T	B	S	PTS
N16 Trevecca	26	1-7	1-7	2-2	2	2	3	0	0	0	5
N20 Lipscomb	15	2-7	2-4	0-0	1	2	1	1	1	0	6
N23 Tennessee St.	15	1-4	1-4	0-0	2	1	3	0	0	1	3
N25 Norfolk St.	22	4-8	2-4	1-2	3	2	1	0	0	1	11
N28 Rutgers	26	2-8	1-4	0-0	2	2	0	1	0	0	5
N29 Lasalle	DNP										
D4 Baylor	11	0-1	0-1	0-0	1	2	0	0	0	1	0
D13 Purdue	18	3-4	3-4	0-0	3	1	1	1	0	0	9
D16 W. Carolina	21	3-7	3-5	0-0	2	1	0	0	1	0	9
D20 @Georgia Tech	17	1-6	1-5	0-0	2	2	0	0	0	0	3
D22 Penn											
D31 @Saint Louis											
J3 Yale											
J6 Auburn											
J10 @Arkansas											
J14 Georgia											
J17 @Miss. St.											
J20 @Kentucky											
J24 LSU											
J27 @Georgia											
J31 @Texas A&M											
F3 Florida											
F7 South Carolina											
F11 Tennessee											
F14 @Alabama											
F18 @Florida											
F21 Missouri											
F26 @Tennessee											
F28 Alabama											
M4 Miss. St.											
M7 @Ole Miss											

Fisher-Davis' Overall Statistics at Vanderbilt

Year	GP	GS	Min	Avg	FG	FGA	Pct	3FG	3FGA	Pct	FT	FTA	Pct	Off	Def	Tot	Avg	PF	FO	Ast	TO	Blk	Stl	Pts	Avg
2014-15	9	0	171	19.0	17	52	.327	14	38	.368	3	4	.750	3	15	18	2.0	15	0	9	3	2	3	51	5.7
TOTAL	9	0	171	19.0	17	52	.327	14	38	.368	3	4	.750	3	15	18	2.0	15	0	9	3	2	3	51	5.7

Fisher-Davis' SEC Statistics at Vanderbilt

Year	GP	GS	Min	Avg	FG	FGA	Pct	3FG	3FGA	Pct	FT	FTA	Pct	Off	Def	Tot	Avg	PF	FO	Ast	TO	Blk	Stl	Pts	Avg
------	----	----	-----	-----	----	-----	-----	-----	------	-----	----	-----	-----	-----	-----	-----	-----	----	----	-----	----	-----	-----	-----	-----



JOSH HENDERSON

40 RS Senior, Center
6'11" 240 lbs.
Roanoke, Va.
Cave Spring HS

SEASON HIGHS

Points: 12, vs. Ga. Tech (12/20/14)
FG Made: 5, vs. Ga. Tech (12/20/14)
FG Atts: 5, vs. Ga. Tech (12/20/14)
3FG Made:
3FG Atts: 1, vs. Trevecca (11/16/14)
FT Made: 2, vs. Trevecca (11/16/14)
FT Atts: 2, 4x, last vs. Purdue (12/13/14)
Rebounds: 6, vs. vs. Tennessee State (11/23/14)
Assists: 1, Norfolk St. (11/25/14)
Turnovers: 2, vs. Trevecca (11/16/14)
Blocks:
Steals: 1, vs. Purdue (12/13/14)
Minutes: 15, vs. Trevecca (11/16/14)

CAREER HIGHS

Points: 13, 2x, last at Tennessee (1/29/13)
FG Made: 6, 2x, last at Tennessee (1/29/13)
FG Atts: 10, at Tennessee (1/29/13)
3FG Made:
3FG Atts: 1, 2x, last vs. Trevecca (11/16/14)
FT Made: 5, 2x, last vs. Loyola Marymount (11/25/13)
FT Atts: 8, vs. Loyola Marymount (11/25/13)
Rebounds: 7, 2x, last vs. Providence (11/22/13)
Assists: 4, vs Bucknell (11/15/11)
Turnovers: 4, 2x, last vs. Alabama (2/2/13)
Blocks: 3, 2x, last vs. South Carolina (3/9/13)
Steals: 3, at Texas (12/2/13)
Minutes: 32, 2x, last at Auburn (3/2/13)

HENDERSON NOTEBOOK

- ✪ Scored season-high 12 points at Georgia Tech on 5-5 shooting.
- ✪ Graduated with degree in Economics in May of 2014. Currently pursuing master's degree at the Owen School of Business.
- ✪ Tore his ACL, MCL in his left knee vs. Marshall and missed the rest of the 2013-14 season.
- ✪ Scored 12 points at Texas, and has averaged 10.5 points per game in his last four games.
- ✪ Tallied six points in season opener vs. Georgia State.
- ✪ Played in all 33 games and started 21 in 2012-13...Averaged 5.4 points and 3.4 rebounds per game.
- ✪ Started 21 games at center position, scored in double figures in seven - 13 vs. Alabama A&M (12/15), 11 vs. Cornell (12/17), 13 at Tennessee (1/29), 11 vs. Arkansas (2/9), 11 vs. Texas A&M (2/16), 13 at Kentucky (2/20), 11 at Auburn (3/2). Vanderbilt is 5-2 in those games.
- ✪ Scored career-high 13 points on three occasions in 2012-13.
- ✪ Played in eight games in 2011-12 and averaged 2.6 points and 2.9 rebounds.
- ✪ Played in first game as a collegian against Oregon last year - scored four points and had four rebounds in 11 minutes.
- ✪ Scored a career-high 10 points vs. Monmouth (11/25); was 4-4 from the floor.
- ✪ Has team-high four assists vs. Bucknell (11/15)
- ✪ Redshirted in 2010-11.
- ✪ Signed in the spring of 2010 with the Commodores.
- ✪ 6'11 center chose Vanderbilt over Virginia, Wake Forest, Davidson, Cincinnati, Maryland, and Penn State.

HENDERSON GAME-BY-GAME (RS-SENIOR)

Opponent	M	FG-A	3P-A	FT-A	Reb	PF	A	T	B	S	PTS
N16 Trevecca	15	0-3	0-1	2-2	5	0	0	2	0	0	2
N20 Lipscomb	7	1-2	0-0	1-2	2	2	0	0	0	0	3
N23 Tennessee St.	8	1-1	0-0	1-2	6	1	0	1	0	0	3
N25 Norfolk St.	7	1-1	0-0	0-0	0	3	1	0	0	0	2
N28 Rutgers	2	0-0	0-0	0-0	0	0	0	0	0	0	0
N29 Lasalle	7	0-0	0-0	0-0	1	0	0	0	0	0	0
D4 Baylor	DNP										
D13 Purdue	8	1-2	0-0	1-2	0	4	0	0	0	1	3
D16 W. Carolina	5	1-2	0-0	0-0	1	0	0	0	0	0	2
D20 @Georgia Tech	11	5-5	0-0	2-2	3	1	0	0	1	0	12
D22 Penn											
D31 @Saint Louis											
J3 Yale											
J6 Auburn											
J10 @Arkansas											
J14 Georgia											
J17 @Miss. St.											
J20 @Kentucky											
J24 LSU											
J27 @Georgia											
J31 @Texas A&M											
F3 Florida											
F7 South Carolina											
F11 Tennessee											
F14 @Alabama											
F18 @Florida											
F21 Missouri											
F26 @Tennessee											
F28 Alabama											
M4 Miss. St.											

Henderson's Overall Statistics at Vanderbilt																									
Year	GP	GS	Min	Avg	FG	FGA	Pct	3FG	3FGA	Pct	FT	FTA	Pct	Off	Def	Tot	Avg	PF	FO	Ast	TO	Blk	Stl	Pts	Avg
2011-12	8	0	69	8.6	8	17	.471	0	0	.000	5	9	.556	12	11	23	2.9	15	0	5	5	0	1	21	2.6
2012-13	33	21	678	20.5	73	157	.465	0	1	.000	31	60	.517	47	66	113	3.4	75	1	27	49	29	18	177	5.4
2013-14	8	3	152	19.0	21	43	.488	0	0	.000	11	17	.647	14	20	34	4.3	16	0	3	6	3	5	53	6.6
2014-15	9	0	70	7.8	10	16	.625	0	1	.000	7	10	.700	7	11	18	2.0	11	0	1	3	1	1	27	3.0
TOTAL	57	24	967	17.0	112	233	.481	0	2	.000	54	96	.563	80	106	186	3.3	116	1	36	63	33	25	278	4.9

Henderson's SEC Statistics at Vanderbilt																									
Year	GP	GS	Min	Avg	FG	FGA	Pct	3FG	3FGA	Pct	FT	FTA	Pct	Off	Def	Tot	Avg	PF	FO	Ast	TO	Blk	Stl	Pts	Avg
2012-13	18	10	359	19.9	47	91	.516	0	1	.000	17	32	.531	22	37	59	3.3	42	1	9	30	17	8	111	6.2
TOTAL	18	10	359	19.9	47	91	.516	0	1	.000	17	32	.531	22	37	59	3.3	42	1	9	30	17	8	111	6.2



DAMIAN JONES

30 Sophomore, Center
6'10" 250 lbs.
Baton Rouge, La.
Scotlandville Magnet HS

SEASON HIGHS

- Points: 24, vs. Trevecca (11/16/14)
- FG Made: 10, vs. Trevecca (11/16/14)
- FG Atts: 15, vs. Lipscomb (11/20/14)
- 3FG Made: 1, vs. Rutgers (11/28/14)
- 3FG Atts: 1, 3x, vs. La Salle (11/29/14)
- FT Made: 9, vs. Baylor (12/4/14)
- FT Atts: 12, vs. Rutgers (11/28/14)
- Rebounds: 12, vs. Trevecca (11/16/14)
- Assists: 2, 3x, last vs. Rutgers (11/28/14)
- Turnovers: 5, vs. Purdue (12/13/14)
- Blocks: 4, vs. Trevecca (11/16/14)
- Steals: 1, 6x, last vs. Purdue (12/13/14)
- Minutes: 31, vs. Purdue (12/13/14)

CAREER HIGHS

- Points: 24, vs. Trevecca (11/16/14)
- FG Made: 10, vs. Trevecca (11/16/14)
- FG Atts: 15, 2x, last vs. Lipscomb (11/20/14)
- 3FG Made: 1, vs. Rutgers (11/28/14)
- 3FG Atts: 1, 3x, last vs. La Salle (11/29/14)
- FT Made: 9, vs. Baylor (12/4/14)
- FT Atts: 12, vs. Rutgers (11/28/14)
- Rebounds: 13, vs. Texas A&M (2/15/14)
- Assists: 2, 5x, last vs. Rutgers (11/28/14)
- Turnovers: 6, at Ole Miss (3/8/14)
- Blocks: 7, at S. Carolina (2/13/14)
- Steals: 1, 12x, last vs. Purdue (12/13/14)
- Minutes: 41, vs. Texas A&M (2/15/14)

MISCELLANEOUS

	2014-15	Career
Double-Digit Pts.	9	29
Double-Doubles	1	6

JONES NOTEBOOK

- ✪ Tallied double figures in all but one contest in 2014-15 and has 20+ points in four games this year.
- ✪ Leads SEC in FG% at 58.4%.
- ✪ Scored 23 points vs. Rutgers, his third 20+ game of the season, and 16 vs. LaSalle at Barclays Center Classic.
- ✪ Named to All-SEC Preseason First Team by league's coaches this season.
- ✪ Scored 21 points and had six rebounds vs. Lipscomb.
- ✪ Tallied his sixth double-double of his career vs. Trevecca - career high 24 points and 12 rebounds.
- ✪ Named to the All-SEC Freshman team by the league's coaches last season.
- ✪ Averaged 11.3 points and 11.7 ppg in league play in 2013-14. Scored in double-figures in 20 games, and scored a career-high 19 points on two occasions (Georgia State (11/12); at Missouri (2/19))
- ✪ Played in all 31 games and started 28.
- ✪ Won SEC Freshman of the Week honors after averaging 16.5 points and 5.5 rebounds in games against Missouri and Auburn.
- ✪ Posted five double-doubles for the year.
- ✪ Blocked a career-high seven blocks at South Carolina (2/13), which also tied a school record for blocks in a game held by Will Perdue (vs. East Carolina, 12/28/87) and Festus Ezeli (at Georgia, 2/16/11)
- ✪ Chose the Commodores over LSU, Oklahoma, Oklahoma State, Duke, Syracuse, Kansas, Stanford, Florida, and Alabama.
- ✪ Averaged 15.4 points, 8.0 rebounds, 4.0 blocks, and 2.0 assists in his senior season at Scotlandville Magnet.
- ✪ His Scotlandville teams won back-to-back state championships in his junior and senior seasons, and he was named Louisiana's 5A Player of the Year as a senior...Also captured four district championships...Was a member of the A Honor Roll.
- ✪ Advice to youngsters: "Do your best in what you put most of your interest in."

JONES GAME-BY-GAME (SOPHOMORE)

Opponent	M	FG-A	3P-A	FT-A	Reb	PF	A	T	B	S	PTS
N16 Trevecca*	23	10-13	0-0	4-9	12	1	2	1	4	1	24
N20 Lipscomb*	29	8-15	0-0	5-7	6	3	1	4	2	1	21
N23 Tennessee St.*	25	4-4	0-0	5-6	8	2	0	1	2	0	13
N25 Norfolk St.*	29	3-6	0-1	0-1	7	3	2	3	3	1	6
N28 Rutgers*	28	7-10	1-1	8-12	6	3	2	1	1	0	23
N29 Lasalle*	30	6-12	0-1	4-5	7	3	1	0	0	1	16
D4 Baylor*	27	6-12	0-0	9-9	9	4	0	2	0	1	21
D13 Purdue*	31	6-14	0-1	3-5	5	3	0	5	2	1	15
D16 W. Carolina*	23	5-6	0-0	6-9	5	3	1	2	1	0	16
D20 @Georgia Tech*	27	4-9	0-0	4-6	7	1	0	1	2	1	12
D22 Penn											
D31 @Saint Louis											
J3 Yale											
J6 Auburn											
J10 @Arkansas											
J14 Georgia											
J17 @Miss. St.											
J20 @Kentucky											
J24 LSU											
J27 @Georgia											
J31 @Texas A&M											
F3 Florida											
F7 South Carolina											
F11 Tennessee											
F14 @Alabama											
F18 @Florida											
F21 Missouri											
F26 @Tennessee											
F28 Alabama											
M4 Miss. St.											
M7 @Ole Miss											

Jones' Overall Statistics at Vanderbilt																											
Year	GP	GS	Min	Avg	FG	FGA	Pct	3pt	2ptA	Pct	FT	FTA	Pct	Off	Def	Tot	Avg	PF	FO	Ast	TO	Blk	Stl	Pts	Avg		
2013-14	31	28	803	25.9	138	254	.543	0	0	.000	73	134	.545	57	119	176	5.7	104	3	7	56	43	9	349	11.3		
2014-15	10	10	272	27.2	59	101	.584	1	4	.250	48	69	.696	25	47	72	7.2	26	0	9	20	17	7	167	16.7		
TOTAL	41	38	1075	26.2	197	355	.555	1	4	.250	121	203	.596	82	166	248	6.0	130	3	16	76	60	16	516	12.6		

Jones' SEC Statistics at Vanderbilt																											
Year	GP	GS	Min	Avg	FG	FGA	Pct.	3pt	3ptA	Pct	FT	FTA	Pct	Off	Def	Tot	Avg	PF	FO	Ast	TO	Blk	Stl	Pts	Avg		
2013-14	18	18	525	29.2	82	160	.513	0	0	.000	46	77	.597	38	79	117	6.5	67	2	5	37	26	7	210	11.7		
TOTAL	18	18	525	29.2	82	160	.513	0	0	.000	46	77	.597	38	79	117	6.5	67	2	5	37	26	7	210	11.7		



CARTER JOSEPHS

14

Junior, Guard
6'0" 180 lbs.
San Antonio, Texas
Tom C. Clark HS

SEASON HIGHS

Points:
FG Made:
FG Atts:
3FG Made:
3FG Atts:
FT Made:
FT Atts: 2, vs. Lipscomb (11/20/14)
Rebounds: 1, vs. Trevecca (11/16/14)
Assists:
Turnovers: 3, vs. Trevecca (11/16/14)
Blocks:
Steals:
Minutes: 4, vs. Trevecca (11/16/14)

CAREER HIGHS

Points: 2, at Mississippi State (2/23/13)
FG Made: 1, at Mississippi State (2/23/13)
FG Atts: 1, 2x, last at Tennessee (3/1/14)
3FG Made:
3FG Atts:
FT Made:
FT Atts: 2, vs. Lipscomb (11/20/14)
Rebounds: 3, vs. Florida (2/25/14)
Assists: 9, at Auburn (2/22/14)
Turnovers: 3, vs. Trevecca (11/16/14)
Blocks:
Steals: 1, 5x, last at Ole Miss (3/8/14)
Minutes: 21, at Ole Miss (3/8/14)

MISCELLANEOUS

JOSEPHS NOTEBOOK

- ⊛ Walk-on guard from San Antonio, Texas, who earned a scholarship in September for his outstanding contribution to the Commodore program...Played at Tom C. Clark High School...Played in 20 games as a sophomore in 2013-14.
- ⊛ Did not score in 2013-14, but averaged 1.1 assists and 0.3 rebounds per game
- ⊛ Played significant minutes in the team's last six games, averaging 16.3 minutes per game.
- ⊛ Made first career start at Ole Miss.
- ⊛ Helped the Commodores to a win at Auburn on February 22, playing 16 minutes and dishing out nine assists.
- ⊛ Played 20 minutes against number one Florida, where he grabbed a career-high three rebounds and also adding two assists and a steal.
- ⊛ Was his high school team's captain and defensive MVP in 2011-12, where he averaged 7.8 points, 5.2 assists, and 3.7 rebounds per game.
- ⊛ Academically, he was a member of the National Honor Society and the Spanish National Honor Society, was a National Achievement Scholar Semifinalist, and won the Clark Principal's Award from 2009-12.
- ⊛ Plans to major in mechanical engineering.
- ⊛ Advice to youngsters: "Work harder than everyone else."

JOSEPHS GAME-BY-GAME (JUNIOR)

Opponent	M	FG-A	3P-A	FT-A	Reb	PF	A	T	B	S	PTS
N16 Trevecca	4	0-0	0-0	0-0	1	1	0	3	0	0	0
N20 Lipscomb	1	0-0	0-0	0-2	0	0	0	0	0	0	0
N23 Tennessee St.	2	0-0	0-0	0-0	0	0	0	0	0	0	0
N25 Norfolk St.	DNP										
N28 Rutgers	DNP										
N29 Lasalle	DNP										
D4 Baylor	DNP										
D13 Purdue	DNP										
D16 W. Carolina	2	0-0	0-0	0-0	0	0	0	0	0	0	0
D20 @Georgia Tech	DNP										
D22 Penn											
D31 @Saint Louis											
J3 Yale											
J6 Auburn											
J10 @Arkansas											
J14 Georgia											
J17 @Miss. St.											
J20 @Kentucky											
J24 LSU											
J27 @Georgia											
J31 @Texas A&M											
F3 Florida											
F7 South Carolina											
F11 Tennessee											
F14 @Alabama											
F18 @Florida											
F21 Missouri											
F26 @Tennessee											
F28 Alabama											
M4 Miss. St.											
M7 @Ole Miss											

Josephs' Overall Statistics at Vanderbilt

Year	GP	GS	Min	Avg	FG	FGA	Pct	3FG	3FGA	Pct	FT	FTA	Pct	Off	Def	Tot	Avg	PF	FO	Ast	TO	Blk	Stl	Pts	Avg
2012-13	6	0	6	1.0	1	1	1.000	0	0	.000	0	0	.000	0	0	0	0.0	1	0	0	0	0	0	2	0.3
2013-14	20	1	160	8.0	0	1	.000	0	0	.000	0	1	.000	0	7	7	0.4	17	0	22	8	0	6	0	0.0
2014-15	4	0	9	2.3	0	0	.000	0	0	.000	0	2	.000	0	1	1	0.3	1	0	0	3	0	0	0	0.0
TOTAL	30	1	175	5.8	1	2	.500	0	0	.000	0	3	.000	0	8	8	0.3	19	0	22	11	0	6	2	0.1

Josephs' SEC Statistics at Vanderbilt

Year	GP	GS	Min	Avg	FG	FGA	Pct	3FG	3FGA	Pct	FT	FTA	Pct	Off	Def	Tot	Avg	PF	FO	Ast	TO	Blk	Stl	Pts	Avg
2012-13	2	0	2	1.0	1	1	1.000	0	0	.000	0	0	.000	0	0	0	0.0	1	0	0	0	0	0	2	1.0
2013-14	14	1	127	9.1	0	1	.000	0	0	.000	0	0	.000	0	6	6	0.4	15	0	21	5	0	5	0	0.0
TOTAL	16	1	129	8.1	1	2	.500	0	0	.000	0	0	.000	0	6	6	0.4	16	0	21	5	0	5	2	0.1



LUKE KORNET

3

Sophomore, Forward
7'0" 240 lbs.
Lantana, Texas
Liberty Christian HS

SEASON HIGHS

- Points:** 24, vs. Tennessee State (11/23/14)
- FG Made:** 10, vs. Tennessee State (11/23/14)
- FG Atts:** 11, vs. Tennessee State (11/23/14)
- 3FG Made:** 4, vs. Rutgers (11/28/14)
- 3FG Atts:** 5, 2x, last vs. Rutgers (11/28/14)
- FT Made:** 4, vs. Trevecca (11/16/14)
- FT Atts:** 6, vs. Trevecca (11/16/14)
- Rebounds:** 10, vs. Trevecca (11/16/14)
- Assists:** 4, vs. W. Carolina (12/16/14)
- Turnovers:** 3, at Ga. Tech (12/20/14)
- Blocks:** 4, vs. Trevecca (11/16/14)
- Steals:** 1, vs. Baylor (12/4/14)
- Minutes:** 32, vs. Baylor (12/4/14)

CAREER HIGHS

- Points:** 24, vs. Tennessee State (11/23/14)
- FG Made:** 10, vs. Tennessee State (11/23/14)
- FG Atts:** 13, at Ole Miss (3/8/14)
- 3FG Made:** 4, vs. Rutgers (11/28/14)
- 3FG Atts:** 6, 3x, last vs. Miss. State (3/12/14)
- FT Made:** 4, 2x, last vs. Trevecca (11/16/14)
- FT Atts:** 6, vs. Trevecca (11/16/14)
- Rebounds:** 10, vs. Trevecca (11/16/14)
- Assists:** 4, vs. W. Carolina (12/16/14)
- Turnovers:** 3, 2x, last at Ga. Tech (12/20/14)
- Blocks:** 4, vs. Trevecca (11/16/14)
- Steals:** 3, vs. Miss. State (2/1/14)
- Minutes:** 34, at Ole Miss (3/8/14)

KORNET NOTEBOOK

- ✪ Scored in double figures in six of 10 this season.
- ✪ Shooting 48.4% from three this season.
- ✪ Scored career-high 24 points on 10-11 shooting vs. Tenn. State... He tied the Memorial Gym record for FG% held by Jeffrey Taylor, who was also 10-11 from the floor vs. Tennessee State on December 19, 2009.
- ✪ Posted first career double-double vs. Trevecca (10 pts, career-high 10 rebs.); also had career-best four blocks.
- ✪ Played in 30 games and started two last season.
- ✪ Averaged 4.0 points, 2.3 rebounds, and 0.8 assists per game.
- ✪ Scored in double-figures in three games.
- ✪ Tallied a career-high 13 points at Ole Miss (3/8).
- ✪ Grabbed a career-high seven rebounds in back-to-back games - against Northeastern (1/4) and at Alabama (1/7).
- ✪ Made a career-high three made three-pointers at Texas A&M in a win on Jan. 25.
- ✪ Made two or more threes in six games.
- ✪ Dished out three assists vs. Saint Louis (12/30) and at Ole Miss (3/8)...Blocked a career-high three shots at Georgia (1/29).
- ✪ Grew seven inches in his senior season and then two more when he arrived on campus.
- ✪ Son of Frank Kornet, a former Vanderbilt basketball standout of his own from 1986-89.
- ✪ Averaged 15.0 points, 8.0 rebounds, 3.0 blocks, and 3.0 steals at Liberty Christian School in Argyle, Texas.
- ✪ Team was a state finalist in 2013, and were District TAPPS 5A-1 Champions in 2013.
- ✪ Named to TAPPS 5A First Team All-State in 2012-13, and was an honorable all-state selection in 2011-12.
- ✪ Named to TAPPS 5A-1 First Team All-District team in 2011-12 and 2012-13...Denton Record Chronicle Defensive Player of the Area in 2012-13...Selected to the 2013 TAPPS State All-Tournament Team, and was also a member of the 2012 and 2013 Academic All-State Team.
- ✪ Advice to youngsters: "Your life is a gift from God, so do everything possible to give back to Him."

KORNET GAME-BY-GAME (SOPHOMORE)

Opponent	M	FG-A	3P-A	FT-A	Reb	PF	A	T	B	S	PTS
N16 Trevecca*	23	3-5	0-2	4-6	10	2	0	1	4	0	10
N20 Lipscomb*	21	4-6	3-4	0-0	3	4	0	2	1	0	11
N23 Tennessee St.*	25	10-11	3-4	1-1	7	1	1	1	2	0	24
N25 Norfolk St.*	10	2-7	1-5	0-0	1	3	0	1	0	0	5
N28 Rutgers*	30	5-7	4-5	0-0	3	4	1	2	0	0	14
N29 Lasalle*	17	4-6	2-3	0-0	2	0	0	1	0	0	10
D4 Baylor*	32	4-7	2-3	3-4	8	2	1	1	3	1	13
D13 Purdue*	23	0-0	0-0	0-0	2	4	0	0	2	0	0
D16 W. Carolina*	25	3-7	0-4	3-4	4	4	4	2	2	0	9
D20 @Georgia Tech*	19	0-2	0-1	0-0	3	2	1	3	1	0	0
D22 Penn											
D31 @Saint Louis											
J3 Yale											
J6 Auburn											
J10 @Arkansas											
J14 Georgia											
J17 @Miss. St.											
J20 @Kentucky											
J24 LSU											
J27 @Georgia											
J31 @Texas A&M											
F3 Florida											
F7 South Carolina											
F11 Tennessee											
F14 @Alabama											
F18 @Florida											
F21 Missouri											
F26 @Tennessee											
F28 Alabama											
M4 Miss. St.											
M7 @Ole Miss											

Kornet's Overall Statistics at Vanderbilt

Year	GP	GS	Min	Avg	FG	FGA	Pct	3FG	3FGA	Pct	FT	FTA	Pct	Off	Def	Tot	Avg	PF	FO	Ast	TO	Blk	Stl	Pts	Avg
2013-14	30	2	460	15.3	45	131	.344	21	89	.236	8	15	.533	19	49	68	2.3	34	0	23	21	17	9	119	4.0
2014-15	10	10	225	22.5	35	58	.603	15	31	.484	11	15	.733	12	31	43	4.3	26	0	8	14	15	1	96	9.6
TOTAL	40	12	685	17.1	80	189	.423	36	120	.300	19	30	.633	31	80	111	2.8	60	0	31	35	32	10	215	5.4

Kornet's SEC Statistics at Vanderbilt

Year	GP	GS	Min	Avg	FG	FGA	Pct	3FG	3FGA	Pct	FT	FTA	Pct	Off	Def	Tot	Avg	PF	FO	Ast	TO	Blk	Stl	Pts	Avg
2013-14	18	1	279	15.5	24	78	.308	12	57	.211	4	9	.444	10	29	39	2.2	16	0	13	13	10	7	64	3.6
TOTAL	18	1	279	15.5	24	78	.308	12	57	.211	4	9	.444	10	29	39	2.2	16	0	13	13	10	7	64	3.6



RILEY LACHANCE

13 Freshman, Guard
6'2" 194 lbs.
Brookfield, Wis.
Brookfield HS

SEASON HIGHS

- Points:** 26, 2x, last vs. W. Carolina (12/16/14)
- FG Made:** 9, vs. Purdue (12/13/14)
- FG Atts:** 13, vs. Purdue (12/13/14)
- 3FG Made:** 5, vs. W. Carolina (12/16/14)
- 3FG Atts:** 8, 2x, last vs. W. Carolina (12/16/14)
- FT Made:** 5, 2x, last vs. W. Carolina (12/16/14)
- FT Atts:** 5, 2x, last vs. W. Carolina (12/16/14)
- Rebounds:** 5, vs. Lipscomb (11/20/14)
- Assists:** 6, vs. Lipscomb (11/20/14)
- Turnovers:** 3, vs. W. Carolina (12/16/14)
- Blocks:** 1, vs. Baylor (12/4/14)
- Steals:** 1, 3x, last vs. W. Carolina (12/16/14)
- Minutes:** 37, vs. Rutgers (11/28/14)

CAREER HIGHS

- Points:** 26, 2x, last vs. W. Carolina (12/16/14)
- FG Made:** 9, vs. Purdue (12/13/14)
- FG Atts:** 13, vs. Purdue (12/13/14)
- 3FG Made:** 5, vs. W. Carolina (12/16/14)
- 3FG Atts:** 8, 2x, last vs. W. Carolina (12/16/14)
- FT Made:** 5, 2x, last vs. W. Carolina (12/16/14)
- FT Atts:** 5, 2x, last vs. W. Carolina (12/16/14)
- Rebounds:** 5, vs. Lipscomb (11/20/14)
- Assists:** 6, vs. Lipscomb (11/20/14)
- Turnovers:** 3, vs. W. Carolina (12/16/14)
- Blocks:** 1, vs. Baylor (12/4/14)
- Steals:** 1, 3x, last vs. W. Carolina (12/16/14)
- Minutes:** 37, vs. Rutgers (11/28/14)

MISCELLANEOUS

LACHANCE NOTEBOOK

- ☛ Scored a career-high 26 points in win over Purdue and 26 vs. Western Carolina.
- ☛ SEC freshman leader in points scored and threes made (2.1 per game).
- ☛ Tallied 14 points in win over LaSalle, all in 2nd half.
- ☛ Tallied 13 points in win over Trevecca; dished out career-high six assists vs. Lipscomb; also had 13 points vs. Tenn. State.
- ☛ Scored 24 points in exhibition win over Illinois-Springfield.
- ☛ 6'2 guard who lead his Brookfield Central High School team in Wisconsin to a 24-1 record as a senior when he averaged 23.0 points and 2.6 assists per game...Left Brookfield as the school's all-time leading scorer (1,643 points).
- ☛ Averaged 23.0 points and 2.6 assists and was named a unanimous first-team All-State by the Wisconsin Basketball Coaches Association and the Associated Press.
- ☛ Was voted the top point guard in the state of Wisconsin by Wisconsin Hoops, and was the Player of the Year for Waukesha County.
- ☛ Also Brookfield's single-season scoring leader with 543 points, and the all-time leader in steals with 188.
- ☛ Major is Human and Organizational Development.

LACHANCE GAME-BY-GAME (FRESHMAN)

Opponent	M	FG-A	3P-A	FT-A	Reb	PF	A	T	B	S	PTS
N16 Trevecca*	24	4-10	3-8	2-2	2	2	2	1	0	0	13
N20 Lipscomb*	33	3-10	0-2	3-4	5	1	6	1	0	0	9
N23 Tennessee St.*	27	5-11	2-5	1-2	4	0	0	1	0	0	13
N25 Norfolk St.*	36	4-8	3-6	1-2	1	2	2	1	0	0	12
N28 Rutgers*	37	3-7	1-3	0-0	3	0	3	1	0	1	7
N29 LaSalle*	33	6-10	2-6	0-0	2	0	3	0	0	1	14
D4 Baylor*	32	1-7	0-6	0-0	0	0	3	1	1	0	2
D13 Purdue*	34	9-13	3-4	5-5	1	0	2	1	0	0	26
D16 W. Carolina*	34	8-12	5-8	5-5	4	2	3	3	0	1	26
D20 @Georgia Tech*	36	3-7	2-6	2-2	1	1	1	1	0	0	10
D22 Penn											
D31 @Saint Louis											
J3 Yale											
J6 Auburn											
J10 @Arkansas											
J14 Georgia											
J17 @Miss. St.											
J20 @Kentucky											
J24 LSU											
J27 @Georgia											
J31 @Texas A&M											
F3 Florida											
F7 South Carolina											
F11 Tennessee											
F14 @Alabama											
F18 @Florida											
F21 Missouri											
F26 @Tennessee											
F28 Alabama											
M4 Miss. St.											
M7 @Ole Miss											

LaChance's Overall Statistics at Vanderbilt

Year	GP	GS	Min	Avg	FG	FGA	Pct	3FG	3FGA	Pct	FT	FTA	Pct	Off	Def	Tot	Avg	PF	FO	Ast	TO	Blk	Stl	Pts	Avg
2014-15	10	10	326	32.6	46	95	.484	21	54	.389	19	22	.864	1	22	23	2.3	8	0	25	11	1	3	132	13.2
TOTAL	10	10	326	32.6	46	95	.484	21	54	.389	19	22	.864	1	22	23	2.3	8	0	25	11	1	3	132	13.2

LaChance's SEC Statistics at Vanderbilt

Year	GP	GS	Min	Avg	FG	FGA	Pct	3FG	3FGA	Pct	FT	FTA	Pct	Off	Def	Tot	Avg	PF	FO	Ast	TO	Blk	Stl	Pts	Avg
------	----	----	-----	-----	----	-----	-----	-----	------	-----	----	-----	-----	-----	-----	-----	-----	----	----	-----	----	-----	-----	-----	-----



PHILLIP MCGLOIN

12

Freshman, Guard
6'1" 178 lbs.
Washington, D.C.
Sidwell Friends

SEASON HIGHS

- Points:
- FG Made:
- FG Atts:
- 3FG Made:
- 3FG Atts:
- FT Made:
- FT Atts:
- Rebounds:
- Assists:
- Turnovers:
- Blocks:
- Steals:
- Minutes: 0+, vs. Purdue (12/13/14)

CAREER HIGHS

- Points:
- FG Made:
- FG Atts:
- 3FG Made:
- 3FG Atts:
- FT Made:
- FT Atts:
- Rebounds:
- Assists:
- Turnovers:
- Blocks:
- Steals:
- Minutes: 0+, vs. Purdue (12/13/14)

MISCELLANEOUS

MCGLOIN NOTEBOOK

- ✦ Made first appearance of his career in final seconds of win over Purdue.
- ✦ Made the team as a walk-on in October of 2014.
- ✦ Played at Sidwell Friends in Washington, D.C., where his team won two Mid-Atlantic Conference championships and he was named an All-MAC first-team selection in his senior season.
- ✦ Averaged 19.5 points, 6.0 assists, and 5.5 rebounds per game with the Quakers.
- ✦ Member of the School Senate at Sidwell Friends and also named a National Achievement Scholar.
- ✦ Plans to major in Environmental Engineering.

MCGLOIN'S GAME-BY-GAME (FRESHMAN)

Opponent	M	FG-A	3P-A	FT-A	Reb	PF	A	T	B	S	PTS
N16 Trevecca	DNP										
N20 Lipscomb	DNP										
N23 Tennessee St.	DNP										
N25 Norfolk St.	DNP										
N28 Rutgers	DNP										
N29 Lasalle	DNP										
D4 Baylor	DNP										
D13 Purdue	0+	0-0	0-0	0-0	0	0	0	0	0	0	0
D16 W. Carolina	DNP										
D20 @Georgia Tech	DNP										
D22 Penn											
D31 @Saint Louis											
J3 Yale											
J6 Auburn											
J10 @Arkansas											
J14 Georgia											
J17 @Miss. St.											
J20 @Kentucky											
J24 LSU											
J27 @Georgia											
J31 @Texas A&M											
F3 Florida											
F7 South Carolina											
F11 Tennessee											
F14 @Alabama											
F18 @Florida											
F21 Missouri											
F26 @Tennessee											
F28 Alabama											
M4 Miss. St.											
M7 @Ole Miss											

McGloin's Overall Statistics at Vanderbilt																											
Year	GP	GS	Min	Avg	FG	FGA	Pct	3FG	3FGA	Pct	FT	FTA	Pct	Off	Def	Tot	Avg	PF	FO	Ast	TO	Blk	Stl	Pts	Avg		
2014-15	1	0	0	0.0	0	0	.000	0	0	.000	0	0	.000	0	0	0	0.0	0	0	0	0	0	0	0	0.0		
TOTAL	1	0	0	0.0	0	0	.000	0	0	.000	0	0	.000	0	0	0	0.0	0	0	0	0	0	0	0	0.0		

McGloin's SEC Statistics at Vanderbilt																											
Year	GP	GS	Min	Avg	FG	FGA	Pct	3FG	3FGA	Pct	FT	FTA	Pct	Off	Def	Tot	Avg	PF	FO	Ast	TO	Blk	Stl	Pts	Avg		



SHELTON MITCHELL

O

Freshman, Guard
6'3" 186 lbs.
Waxhaw, N.C.
Oak Hill Academy

SEASON HIGHS

- Points:** 7, vs. Tenn. State (11/23/14)
- FG Made:** 3, vs. Tennessee State (11/23/14)
- FG Atts:** 7, vs. Baylor (12/4/14)
- 3FG Made:** 1, 2x, vs. Tennessee State (11/23/14)
- 3FG Atts:** 2, 3x, last vs. Baylor (12/4/14)
- FT Made:** 4, vs. W. Carolina (12/16/14)
- FT Atts:** 6, 2x, last vs. Purdue
- Rebounds:** 4, vs. Lipscomb (11/20/14))
- Assists:** 7, vs. Tennessee State (11/23/14)
- Turnovers:** 4, vs. W. Carolina (12/16/14)
- Blocks:** 1, vs. Tennessee State (11/23/14)
- Steals:** 1, vs. Baylor (12/4/14)
- Minutes:** 33, vs. Tennessee State (11/23/14)

CAREER HIGHS

- Points:** 7, vs. Tenn. State (11/23/14)
- FG Made:** 3, vs. Tennessee State (11/23/14)
- FG Atts:** 7, vs. Baylor (12/4/14)
- 3FG Made:** 1, 2x, vs. Tennessee State (11/23/14)
- 3FG Atts:** 2, 3x, last vs. Baylor (12/4/14)
- FT Made:** 4, vs. W. Carolina (12/16/14)
- FT Atts:** 6, 2x, last vs. Purdue
- Rebounds:** 4, vs. Lipscomb (11/20/14))
- Assists:** 7, vs. Tennessee State (11/23/14)
- Turnovers:** 4, vs. W. Carolina (12/16/14)
- Blocks:** 1, vs. Tennessee State (11/23/14)
- Steals:** 1, vs. Baylor (12/4/14)
- Minutes:** 33, vs. Tennessee State (11/23/14)

MISCELLANEOUS

MITCHELL NOTEBOOK

- ✪ Fifth in the SEC in assists.
- ✪ Tied career highs in points (7) and had six assists in win over Purdue.
- ✪ Had career-high seven assists vs. Tenn. State.
- ✪ Scored 21 points, had nine rebounds, and five assists in exhibition win over Illinois-Springfield.
- ✪ Injured for most of his senior campaign at Oak Hill Academy.
- ✪ Spent three seasons playing for Cuthbertson High School, where he averaged 19.2 points, 4.6 rebounds, and 4.5 assists and scored over 1,400 points.
- ✪ Named the NCPreps.com 2A Player of the Year in his junior season at Cuthbertson, and was named the Region Player of the Year in the spring of 2013 by the Charlotte Observer.
- ✪ Chose Vanderbilt over Arizona, Connecticut, Wake Forest, North Carolina State, Oregon, Cal, and Missouri.

MITCHELL GAME-BY-GAME (FRESHMAN)

Opponent	M	FG-A	3P-A	FT-A	Reb	PF	A	T	B	S	PTS
N16 Trevecca*	29	1-5	1-2	3-4	3	1	4	2	0	0	6
N20 Lipscomb*	18	1-4	0-1	2-2	4	3	3	2	0	0	4
N23 Tennessee St.*	33	3-5	1-2	0-0	3	0	7	3	1	0	7
N25 Norfolk St.*	26	1-4	0-0	1-3	3	1	6	1	0	0	3
N28 Rutgers*	21	1-5	0-1	1-1	2	1	2	2	0	0	3
N29 Lasalle	17	1-4	0-0	0-0	1	1	4	2	0	0	2
D4 Baylor	23	1-7	0-2	2-5	1	2	3	2	0	1	4
D13 Purdue	20	2-4	0-1	3-6	1	1	6	1	0	0	7
D16 W. Carolina	18	1-3	0-0	4-4	3	2	5	4	0	0	6
D20 @Georgia Tech	20	1-5	0-1	1-2	6	0	6	2	0	0	3
D22 Penn											
D31 @Saint Louis											
J3 Yale											
J6 Auburn											
J10 @Arkansas											
J14 Georgia											
J17 @Miss. St.											
J20 @Kentucky											
J24 LSU											
J27 @Georgia											
J31 @Texas A&M											
F3 Florida											
F7 South Carolina											
F11 Tennessee											
F14 @Alabama											
F18 @Florida											
F21 Missouri											
F26 @Tennessee											
F28 Alabama											
M4 Miss. St.											
M7 @Ole Miss											

Mitchell's Overall Statistics at Vanderbilt

Year	GP	GS	Min	Avg	FG	FGA	Pct	3FG	3FGA	Pct	FT	FTA	Pct	Off	Def	Tot	Avg	PF	FO	Ast	TO	Blk	Stl	Pts	Avg
2014-15	10	5	225	22.5	13	46	.283	2	10	.200	17	27	.630	3	24	27	2.7	12	0	46	21	1	1	45	4.5
TOTAL	10	5	225	22.5	13	46	.283	2	10	.200	17	27	.630	3	24	27	2.7	12	0	46	21	1	1	45	4.5

Mitchell's SEC Statistics at Vanderbilt

Year	GP	GS	Min	Avg	FG	FGA	Pct	3FG	3FGA	Pct	FT	FTA	Pct	Off	Def	Tot	Avg	PF	FO	Ast	TO	Blk	Stl	Pts	Avg
------	----	----	-----	-----	----	-----	-----	-----	------	-----	----	-----	-----	-----	-----	-----	-----	----	----	-----	----	-----	-----	-----	-----



SHELBY MOATS

34

Senior, Forward
6'8" 221 lbs.
Waconia, Minn.
Waconia HS

SEASON HIGHS

Points: 6, vs. Trevecca (11/16/14)
FG Made: 3, vs. Trevecca (11/16/14)
FG Atts: 4, vs. Trevecca (11/16/14)
3FG Made:
3FG Atts: 1, vs. Tennessee State (11/23/14)
FT Made: 1, vs. Tennessee State (11/23/14)
FT Atts: 2, vs. Trevecca (11/16/14)
Rebounds: 8, vs. Trevecca (11/16/14)
Assists: 1, vs. Trevecca (11/16/14)
Turnovers: 3, vs. Tennessee State (11/23/14)
Blocks:
Steals: 1, vs. Lipscomb (11/20/14)
Minutes: 17, vs. Trevecca (11/16/14)

CAREER HIGHS

Points: 9, vs. Kentucky (1/10/13)
FG Made: 4, vs. Kentucky (1/10/13)
FG Atts: 7, 2x, last vs. Kentucky (1/10/13)
3FG Made: 2, 2x, last at Missouri (2/19/14)
3FG Atts: 5, vs. Nicholls State (11/10/12)
FT Made: 3, vs. Butler (12/29/12)
FT Atts: 5, vs. Butler (12/29/12)
Rebounds: 10, vs. Kentucky (1/10/13)
Assists: 4, vs. Ole Miss (1/15/13)
Turnovers: 4, 2x, last at Butler (11/19/13)
Blocks: 2, 2x last vs. Austin Peay (12/17/13)
Steals: 2, 3x, last at LSU (1/18/14)
Minutes: 36, vs. Ole Miss (1/15/13)

MOATS NOTEBOOK

- ✪ Missed last three games due to concussion suffered in practice.
- ✪ Tallied six points and eight rebounds vs. Trevecca.
- ✪ Named to 2014 CoSida Academic All-District 2 team, graduated with degree in Economics in May of 2014. Currently in the Owen School of Business pursuing a master's degree in Finance.
- ✪ Played in all 31 games and started one as a junior in 2013-14...Averaged 1.5 points and 1.6 rebounds.
- ✪ Scored season high eight points at Missouri (2/19) and tied a career-high with two made threes in the game against the Tigers...Played season-high 21 minutes vs. Florida.
- ✪ Played in 31 games and made nine starts in 2012-13...Averaged 3.0 points and 2.9 rebounds.
- ✪ Scored career-high 10 points and had career-best nine rebounds vs. UK (1/10).
- ✪ Played 30 minutes in first collegiate start vs. Nicholls State - scored eight points and had two rebounds.
- ✪ Played career-high 36 minutes vs. Ole Miss in fifth career start - grabbed eight rebounds.
- ✪ Played in 16 games in 2011-12 as a true freshman and averaged 0.5 points and 0.9 rebounds per game.
- ✪ Had first two blocks of his collegiate career at Ole Miss (2/16/12).
- ✪ Made first career 3-pointer vs Monmouth (11/25); also added career-high six boards vs. Monmouth.
- ✪ Powerfully-built power forward who has excellent shooting touch from beyond-the-arc.
- ✪ Was the valedictorian of his Waconia High School senior class in 2011.
- ✪ Four-year varsity letterwinner in basketball, two-year captain, and a two-year letterman in football at Waconia
- ✪ Averaged 22 points and 12 rebounds in his senior year at Waconia and ended his career with 1,772 points and 985 rebounds.
- ✪ Majoring in Economics at Vanderbilt, scheduled to graduate in spring of 2014.
- ✪ Chose the Commodores over Washington State and Northwestern.

MOATS GAME-BY-GAME (SENIOR)

Opponent	M	FG-A	3P-A	FT-A	Reb	PF	A	T	B	S	PTS
N16 Trevecca	17	3-4	0-0	0-2	8	0	1	1	0	0	6
N20 Lipscomb	3	0-0	0-0	0-0	0	0	0	0	0	1	0
N23 Tennessee St.	12	1-3	0-1	1-1	0	4	0	3	0	0	3
N25 Norfolk St.	3	0-0	0-0	0-0	0	0	0	0	0	0	0
N28 Rutgers	0+	0-0	0-0	0-0	0	0	0	0	0	0	0
N29 Lasalle	DNP										
D4 Baylor	DNP										
D13 Purdue	DNP										
D16 W. Carolina	DNP										
D20 @Georgia Tech	DNP										
D22 Penn											
D31 @Saint Louis											
J3 Yale											
J6 Auburn											
J10 @Arkansas											
J14 Georgia											
J17 @Miss. St.											
J20 @Kentucky											
J24 LSU											
J27 @Georgia											
J31 @Texas A&M											
F3 Florida											
F7 South Carolina											
F11 Tennessee											
F14 @Alabama											
F18 @Florida											
F21 Missouri											
F26 @Tennessee											
F28 Alabama											
M4 Miss. St.											
M7 @Ole Miss											

Moats' Overall Statistics at Vanderbilt

Year	GP	GS	Min	Avg	FG	FGA	Pct	3FG	3FGA	Pct	FT	FTA	Pct	Off	Def	Tot	Avg	PF	FO	Ast	TO	Blk	Stl	Pts	Avg
2011-12	16	0	65	4.1	3	13	.231	2	11	.182	0	1	.000	3	12	15	0.9	8	0	5	6	3	1	8	0.5
2012-13	31	9	514	16.6	35	89	.393	11	38	.289	13	30	.433	38	52	90	2.9	67	2	23	21	2	10	94	3.0
2013-14	31	1	332	10.7	17	45	.378	7	26	.269	5	9	.556	14	36	50	1.6	45	0	9	21	2	7	46	1.5
2014-15	5	0	35	7.0	4	7	.571	0	1	.000	1	3	.333	4	4	8	1.6	4	0	1	4	0	1	9	1.8
TOTAL	81	10	943	11.6	59	153	.386	20	75	.267	19	43	.442	59	103	162	2.0	124	2	38	51	7	19	157	1.9

Moats' SEC Statistics at Vanderbilt

Year	GP	GS	Min	Avg	FG	FGA	Pct	3FG	3FGA	Pct	FT	FTA	Pct	Off	Def	Tot	Avg	PF	FO	Ast	TO	Blk	Stl	Pts	Avg
2011-12	7	0	16	2.3	0	2	.000	0	2	.000	0	0	.000	0	4	4	0.6	1	0	0	1	3	0	0	0.0
2012-13	16	5	241	15.1	18	37	.486	4	13	.308	3	10	.300	18	26	44	2.8	29	0	8	10	1	4	43	2.7
2013-14	18	0	200	11.1	10	26	.385	6	16	.375	5	6	.833	10	20	30	1.7	23	0	4	9	0	3	31	1.7
TOTAL	41	5	457	11.1	28	65	.431	10	31	.323	8	16	.500	28	50	78	1.9	53	0	12	20	4	7	74	1.8



JEFF ROBERSON

11

Freshman, Forward
6'6" 206 lbs.
Houston, Texas
The Kinkaid School

SEASON HIGHS

- Points:** 8, 2x, last at Ga. Tech (12/20/14)
- FG Made:** 4, at Ga. Tech (12/20/14)
- FG Atts:** 6, vs. Lipscomb (11/20/14)
- 3FG Made:** 2, vs. Purdue (12/13/14)
- 3FG Atts:** 2, 3x, last vs. Purdue (12/13/14)
- FT Made:** 3, 2x, last vs. La Salle (11/29/14)
- FT Atts:** 6, vs. Trevecca (11/16/14)
- Rebounds:** 8, 2x, last vs. Baylor (12/4/14)
- Assists:** 3, vs. Tennessee State (11/23/14)
- Turnovers:** 4, 2x, last vs. W. Carolina (12/16/14)
- Blocks:** 1, 3x, vs. Tennessee State (11/23/14)
- Steals:** 2, vs. W. Carolina (12/16/14)
- Minutes:** 35, vs. La Salle (11/29/14)

CAREER HIGHS

- Points:** 8, 2x, last at Ga. Tech (12/20/14)
- FG Made:** 4, at Ga. Tech (12/20/14)
- FG Atts:** 6, vs. Lipscomb (11/20/14)
- 3FG Made:** 2, vs. Purdue (12/13/14)
- 3FG Atts:** 2, 3x, last vs. Purdue (12/13/14)
- FT Made:** 3, 2x, last vs. La Salle (11/29/14)
- FT Atts:** 6, vs. Trevecca (11/16/14)
- Rebounds:** 8, 2x, last vs. Baylor (12/4/14)
- Assists:** 3, vs. Tennessee State (11/23/14)
- Turnovers:** 4, 2x, last vs. W. Carolina (12/16/14)
- Blocks:** 1, 3x, vs. Tennessee State (11/23/14)
- Steals:** 2, vs. W. Carolina (12/16/14)
- Minutes:** 35, vs. La Salle (11/29/14)

MISCELLANEOUS

ROBERSON NOTEBOOK

- ☛ Scored eight points at Georgia Tech on 4-of-5 shooting.
- ☛ Made a career-high two threes in win over Purdue.
- ☛ Tied a career high with eight rebounds against Baylor.
- ☛ Started all nine games at the three position this season.
- ☛ Played career-high 35 minutes vs. LaSalle and scored seven points and grabbed seven rebounds.
- ☛ Left The Kinkaid School as the school's all-time leading scorer with 1,743 points.
- ☛ Averaged 20.1 points, 9.2 rebounds, 2.0 assists, and 1.5 steals per game in his senior season at the Kinkaid School in Houston.
- ☛ Named a finalist for the Guy V. Lewis Award, which is given to the top high school player in the city of Houston.
- ☛ As a senior, Roberson shot 66.8% from the floor, 48% from three-point range, and 78% from the free throw line.
- ☛ Chose Vanderbilt over Georgia Tech, Saint Louis, and Harvard.

ROBERSON GAME-BY-GAME (FRESHMAN)

Opponent	M	FG-A	3P-A	FT-A	Reb	PF	A	T	B	S	PTS
N16 Trevecca*	18	2-4	1-2	3-6	6	3	0	2	1	0	8
N20 Lipscomb*	24	2-6	1-2	0-0	8	3	2	1	1	0	5
N23 Tennessee St.*	15	1-2	0-1	1-2	1	4	3	2	1	1	3
N25 Norfolk St.*	11	0-1	0-1	0-0	2	2	1	2	0	0	0
N28 Rutgers*	10	0-1	0-1	0-0	2	1	1	1	0	0	0
N29 LaSalle*	35	2-5	0-0	3-4	7	2	2	1	0	0	7
D4 Baylor*	22	0-1	0-1	2-2	8	2	2	4	0	0	2
D13 Purdue*	22	2-3	2-2	0-0	3	4	1	0	0	0	6
D16 W. Carolina*	19	1-1	1-1	0-0	3	1	0	4	0	2	3
D20 @Georgia Tech*	19	4-5	0-1	0-0	2	3	1	1	0	1	8
D22 Penn											
D31 @Saint Louis											
J3 Yale											
J6 Auburn											
J10 @Arkansas											
J14 Georgia											
J17 @Miss. St.											
J20 @Kentucky											
J24 LSU											
J27 @Georgia											
J31 @Texas A&M											
F3 Florida											
F7 South Carolina											
F11 Tennessee											
F14 @Alabama											
F18 @1, Florida											
F21 Missouri											
F26 @Tennessee											
F28 Alabama											
M4 Miss. St.											
M7 @Ole Miss											

Roberson's Overall Statistics at Vanderbilt

Year	GP	GS	Min	Avg	FG	FGA	Pct	3FG	3FGA	Pct	FT	FTA	Pct	Off	Def	Tot	Avg	PF	FO	Ast	TO	Blk	Stl	Pts	Avg
2014-15	10	10	195	19.5	14	29	.483	5	12	.417	9	14	.643	9	28	37	3.7	25	0	13	18	3	4	42	4.2
TOTAL	10	10	195	19.5	14	29	.483	5	12	.417	9	14	.643	9	28	37	3.7	25	0	13	18	3	4	42	4.2

Roberson's SEC Statistics at Vanderbilt

Year	GP	GS	Min	Avg	FG	FGA	Pct	3FG	3FGA	Pct	FT	FTA	Pct	Off	Def	Tot	Avg	PF	FO	Ast	TO	Blk	Stl	Pts	Avg
------	----	----	-----	-----	----	-----	-----	-----	------	-----	----	-----	-----	-----	-----	-----	-----	----	----	-----	----	-----	-----	-----	-----



JAMES SIAKAM

35

Senior, Forward
6'7" 225 lbs.
Douala, Cameroon
Brehm Prep (Ill.)

SEASON HIGHS

Points: 20, vs. W. Carolina (12/16/14)
FG Made: 5, 3x, last vs. Baylor (12/4/14)
FG Atts: 8, 2x, last vs. Rutgers (11/28/14)
3FG Made:
3FG Atts:
FT Made: 12, vs. W. Carolina (12/16/14)
FT Atts: 13, vs. W. Carolina (12/16/14)
Rebounds: 7, 2x, last vs. W. Carolina (12/16/14)
Assists: 1, 3x, last vs. Purdue (12/13/14)
Turnovers: 4, vs. Rutgers (11/28/14)
Blocks: 3, vs. Lipscomb (11/20/14)
Steals: 3, vs. Baylor (12/4/14)
Minutes: 30, vs. Norfolk St. (11/25/14)

CAREER HIGHS

Points: 22, at Texas A&M (1/25/14)
FG Made: 7, vs. Lipscomb (11/15/13)
FG Atts: 10, 2x, last at Missouri (2/19/14)
3FG Made:
3FG Atts: 1, 4x, last vs. Missouri (1/16/14)
FT Made: 12, 2x, last vs. W. Carolina (12/16/14)
FT Atts: 14, vs. Texas A&M (2/15/14)
Rebounds: 13, vs. Lipscomb (11/15/13)
Assists: 4, 2x, last at Missouri (2/19/14)
Turnovers: 4, 2x, last vs. Rutgers (11/28/14)
Blocks: 5, at LSU (1/18/14)
Steals: 4, vs. Saint Louis (12/30/13)
Minutes: 37, vs. Texas A&M (2/15/14)

SIKAM NOTEBOOK

- ⊛ Averaged 12.0 points and 5.3 rebounds in last seven games off of the bench - scored 20 points vs. W. Carolina.
- ⊛ Had season-best 11 points and 7 rebounds in win over Norfolk St.
- ⊛ Played in all 31 games and started 28 in 2013-14.
- ⊛ Averaged 7.2 points and 5.3 rebounds per game last year..Shot 58.9% from the floor, which led the team.
- ⊛ Posted six games in double figures and had three double-doubles on the season, with two coming against Texas A&M.
- ⊛ Scored a career-high 22 points and had 10 rebounds in win at Texas A&M (1/25) and had a 16-point, 10-rebound effort against the Aggies in Nashville (2/15)...In those two Commodore wins, he was also a combined 22-27 from the free throw line.
- ⊛ Posted an 18-point, 13-rebound effort against Lipscomb (11/15)...His 13 rebounds was a new career-high.
- ⊛ Also had 10 rebounds against Ole Miss in Nashville (1/22)...Posted new career-high in blocks with five at LSU (1/18).
- ⊛ Played in 26 games in 2012-13 and made the first and only start of his career at Tennessee (1/29); averaged 2.0 points and 1.9 rebounds per contest.
- ⊛ Scored career high eight points and grabbed career high eight rebounds vs. Marist (11/23).
- ⊛ Played in 13 games in 2011-12, and averaged 0.5 points and 0.2 rebounds per game.
- ⊛ Redshirted in 2010-11.
- ⊛ Averaged 18 points, 10 rebounds, and five blocks per game for his Brehm (Ill.) Prep team.
- ⊛ Chose the Commodores over Southern Illinois, Marquette, Illinois, Florida, Virginia, and UCLA.
- ⊛ Advice to youngsters: "Work hard for whatever you want because nothing is free. Stay humble, and above all, put God first in any of your endeavors."

SIKAM GAME-BY-GAME (SENIOR)

Opponent	M	FG-A	3P-A	FT-A	Reb	PF	A	T	B	S	PTS
N16 Trevecca	DNP										
N20 Lipscomb	19	1-3	0-0	0-0	6	4	1	0	3	0	2
N23 Tennessee St.	9	0-1	0-0	1-2	2	1	0	2	0	0	1
N25 Norfolk St.	30	4-8	0-0	3-6	7	2	0	0	1	1	11
N28 Rutgers	20	5-8	0-0	0-1	6	2	1	4	1	0	10
N29 Lasalle	26	5-6	0-0	0-1	6	5	0	0	0	1	10
D4 Baylor	21	5-6	0-0	2-3	4	2	0	1	1	3	12
D13 Purdue	18	4-5	0-0	4-5	5	2	1	3	0	1	12
D16 W. Carolina	27	4-6	0-0	12-13	7	3	0	0	0	1	20
D20 @Georgia Tech	24	2-3	0-0	5-6	2	5	1	2	2	0	9
D22 Penn											
D31 @Saint Louis											
J3 Yale											
J6 Auburn											
J10 @Arkansas											
J14 Georgia											
J17 @Miss. St.											
J20 @Kentucky											
J24 LSU											
J27 @Georgia											
J31 @Texas A&M											
F3 Florida											
F7 South Carolina											
F11 Tennessee											
F14 @Alabama											
F18 @1, Florida											
F21 Missouri											
F26 @Tennessee											
F28 Alabama											
M4 Miss. St.											
M7 @Ole Miss											

Siakam's Overall Statistics at Vanderbilt

Year	GP	GS	Min	Avg	FG	FGA	Pct	3FG	3FGA	Pct	FT	FTA	Pct	Off	Def	Tot	Avg	PF	FO	Ast	TO	Blk	Stl	Pts	Avg
2011-12	13	0	25	1.9	2	5	.400	0	0	.000	2	4	.500	1	1	2	0.2	3	0	0	1	1	0	6	0.5
2012-13	26	1	229	8.8	19	40	.475	0	1	.000	15	30	.500	27	23	50	1.9	30	0	7	16	7	7	53	2.0
2013-14	31	28	748	24.1	76	129	.589	0	4	.000	70	101	.693	71	93	164	5.3	104	5	36	40	41	28	222	7.2
2014-15	9	0	194	21.6	30	46	.652	0	0	.000	27	37	.730	24	21	45	5.0	26	2	4	12	8	7	87	9.7
TOTAL	78	29	1193	15.3	127	219	.580	0	5	.000	114	172	.663	123	138	261	3.3	163	7	47	69	56	42	368	4.7

Siakam's SEC Statistics at Vanderbilt

Year	GP	GS	Min	Avg	FG	FGA	Pct	3FG	3FGA	Pct	FT	FTA	Pct	Off	Def	Tot	Avg	PF	FO	Ast	TO	Blk	Stl	Pts	Avg
2011-12	6	0	9	1.5	2	2	1.000	0	0	.000	0	0	.000	1	1	2	0.3	3	0	0	0	0	0	4	0.7
2012-13	11	1	92	8.4	12	26	.462	0	1	.000	7	16	.438	13	12	25	2.3	11	0	3	6	3	3	31	2.8
2013-14	18	17	469	26.1	42	72	.583	0	2	.000	39	56	.696	45	56	101	5.6	63	4	20	25	29	15	123	6.8
TOTAL	35	18	570	16.3	56	100	.560	0	3	.000	46	72	.639	59	69	128	3.7	77	4	23	31	32	18	158	4.5



NATHAN WATKINS

10 Junior, Guard
6'5" 195 lbs.
Brentwood, Tenn.
Ensworth School

SEASON HIGHS

- Points:**
- FG Made:**
- FG Atts:**
- 3FG Made:**
- 3FG Atts:**
- FT Made:**
- FT Atts:**
- Rebounds:** 1, vs. Trevecca (11/16/14)
- Assists:**
- Turnovers:** 1, W. Carolina (12/16/14)
- Blocks:**
- Steals:**
- Minutes:** 2, 3x, last vs. W. Carolina (12/16/14)

CAREER HIGHS

- Points:** 7, at Auburn (2/22/14)
- FG Made:** 2, 2x, last vs. LSU (3/6/14)
- FG Atts:** 6, at Auburn (2/22/14)
- 3FG Made:** 1, 2x, last vs. LSU (3/6/14)
- 3FG Atts:** 5, at Auburn (2/22/14)
- FT Made:** 3, at Tennessee (3/1/14)
- FT Atts:** 4, at Tennessee (3/1/14)
- Rebounds:** 4, vs. Miss. State (3/12/14)
- Assists:**
- Turnovers:** 2, vs. Alabama A&M (12/15/12)
- Blocks:**
- Steals:** 1, at Mississippi State (2/23/13)
- Minutes:** 16, at Auburn (2/22/14)

WATKINS NOTEBOOK

- ⊛ Walk-on guard from Brentwood, Tenn., who played at Ensworth School in Nashville.
- ⊛ Played in nine games in 2013-14, including five out of the last six.
- ⊛ Averaged 2.3 points and 0.9 rebounds per game.
- ⊛ Scored the first point of his career against Northeastern (1/4).
- ⊛ Played a career-high 16 minutes in a win at Auburn (2/22), where he helped contribute to the win with seven points and three rebounds.
- ⊛ Scored six points at Tennessee (3/1)...Grabbed four rebounds vs. Miss. State (3/12) in the SEC Tournament.
- ⊛ Averaged 13 points and five rebounds in his senior season at Ensworth, where he was team captain.
- ⊛ In his junior and senior years, he was a part of two state and regional championship teams, and his Ensworth squad claimed the 2012 Naples Daily News Tournament Championship.
- ⊛ Individually, he was named to the TSSAA State All-Tournament team and the Tennessee Prep Hoops All-Region team in his senior season, while also being named a finalist for the Moss-Oliver Award, an award the Nashville City Civitan Club presents annually to a girl and boy basketball player from a Nashville high school who excels in athletics, academics, school activities and community involvement.
- ⊛ Undecided on major at Vanderbilt.
- ⊛ Nickname is Swatkins.
- ⊛ Advice to youngsters: "Never be satisfied with where you're at."

WATKINS GAME-BY-GAME (JUNIOR)

Opponent	M	FG-A	3P-A	FT-A	Reb	PF	A	T	B	S	PTS
N16 Trevecca	2	0-0	0-0	0-0	1	0	0	0	0	0	0
N20 Lipscomb	1	0-0	0-0	0-0	0	0	0	0	0	0	0
N23 Tennessee St.	2	0-0	0-0	0-0	0	1	0	0	0	0	0
N25 Norfolk St.	DNP										
N28 Rutgers	DNP										
N29 Lasalle	DNP										
D4 Baylor	DNP										
D13 Purdue	0+	0-0	0-0	0-0	0	0	0	0	0	0	0
D16 W. Carolina	2	0-0	0-0	0-0	0	1	0	1	0	0	0
D20 @Georgia Tech	DNP										
D22 Penn											
D31 @Saint Louis											
J3 Yale											
J6 Auburn											
J10 @Arkansas											
J14 Georgia											
J17 @Miss. St.											
J20 @Kentucky											
J24 LSU											
J27 @Georgia											
J31 @Texas A&M											
F3 Florida											
F7 South Carolina											
F11 Tennessee											
F14 @Alabama											
F18 @Florida											
F21 Missouri											
F26 @Tennessee											
F28 Alabama											
M4 Miss. St.											
M7 @Ole Miss											

Watkins' Overall Statistics at Vanderbilt

Year	GP	GS	Min	Avg	FG	FGA	Pct	3FG	3FGA	Pct	FT	FTA	Pct	Off	Def	Tot	Avg	PF	FO	Ast	TO	Blk	Stl	Pts	Avg
2012-13	5	0	5	1.0	0	1	.000	0	1	.000	0	0	.000	0	1	1	0.2	0	0	0	2	0	1	0	0.0
2013-14	9	0	53	5.9	5	18	.278	3	15	.200	8	11	.727	2	6	8	0.9	3	0	0	4	0	0	21	2.3
2014-15	5	0	7	1.4	0	0	.000	0	0	.000	0	0	.000	0	1	1	0.2	2	0	0	1	0	0	0	0.0
TOTAL	19	0	65	3.4	5	19	.263	3	16	.188	8	11	.727	2	8	10	0.5	5	0	0	7	0	1	21	1.1

Watkins' SEC Statistics at Vanderbilt

Year	GP	GS	Min	Avg	FG	FGA	Pct	3FG	3FGA	Pct	FT	FTA	Pct	Off	Def	Tot	Avg	PF	FO	Ast	TO	Blk	Stl	Pts	Avg
2012-13	2	0	2	1.0	0	1	.000	0	1	.000	0	0	.000	0	0	0	0.0	0	0	0	0	0	1	0	0.0
2013-14	5	0	39	7.8	5	16	.313	3	13	.231	7	8	.875	1	3	4	0.8	1	0	0	3	0	0	20	4.0
TOTAL	7	0	41	5.9	5	17	.294	3	14	.214	7	8	.875	1	3	4	0.6	1	0	0	3	0	1	20	2.9

2014-15 Vanderbilt Basketball
Vanderbilt Combined Team Statistics (as of Dec 20, 2014)
All games

RECORD:	OVERALL	HOME	AWAY	NEUTRAL
ALL GAMES	7-3	6-1	0-1	1-1
CONFERENCE	0-0	0-0	0-0	0-0
NON-CONFERENCE	7-3	6-1	0-1	1-1

##	Player	gp-gs	min	avg	Total		3-Point		F-Throw		Rebounds					pts	avg					
					fg-fga	fg%	3fg-fga	3fg%	ft-fa	ft%	off	def	tot	avg	pf			dq	a	to	blk	stl
30	JONES, Damian	10-10	272	27.2	59-101	.584	1-4	.250	48-69	.696	25	47	72	7.2	26	0	9	20	17	7	167	16.7
13	LACHANCE, Riley	10-10	326	32.6	46-95	.484	21-54	.389	19-22	.864	1	22	23	2.3	8	0	25	11	1	3	132	13.2
35	SIKAM, James	9-0	194	21.6	30-46	.652	0-0	.000	27-37	.730	24	21	45	5.0	26	2	4	12	8	7	87	9.7
03	KORNET, Luke	10-10	225	22.5	35-58	.603	15-31	.484	11-15	.733	12	31	43	4.3	26	0	8	14	15	1	96	9.6
04	BALDWIN IV, Wade	10-5	271	27.1	23-47	.489	9-20	.450	21-25	.840	1	38	39	3.9	22	1	50	18	1	14	76	7.6
05	FISHER-DAVIS, Matth	9-0	171	19.0	17-52	.327	14-38	.368	3-4	.750	3	15	18	2.0	15	0	9	3	2	3	51	5.7
00	MITCHELL, Shelton	10-5	225	22.5	13-46	.283	2-10	.200	17-27	.630	3	24	27	2.7	12	0	46	21	1	1	45	4.5
11	ROBERSON, Jeff	10-10	195	19.5	14-29	.483	5-12	.417	9-14	.643	9	28	37	3.7	25	0	13	18	3	4	42	4.2
40	HENDERSON, Josh	9-0	70	7.8	10-16	.625	0-1	.000	7-10	.700	7	11	18	2.0	11	0	1	3	1	1	27	3.0
34	MOATS, Shelby	5-0	35	7.0	4-7	.571	0-1	.000	1-3	.333	4	4	8	1.6	4	0	1	4	0	1	9	1.8
14	JOSEPHS, Carter	4-0	9	2.3	0-0	.000	0-0	.000	0-2	.000	0	1	1	0.3	1	0	0	3	0	0	0	0.0
12	MCGLOIN, Philip	1-0	0	0.0	0-0	.000	0-0	.000	0-0	.000	0	0	0	0.0	0	0	0	0	0	0	0	0.0
10	WATKINS, Nathan	5-0	7	1.4	0-0	.000	0-0	.000	0-0	.000	0	1	1	0.2	2	0	0	1	0	0	0	0.0
Team											10	10	20	1			5					
Total.....		10	2000		251-497	.505	67-171	.392	163-228	.715	99	253	352	35.2	179	3	166	133	49	42	732	73.2
Opponents.....		10	2000		225-574	.392	54-183	.295	117-181	.646	130	184	314	31.4	204	-	105	110	23	65	621	62.1

TEAM STATISTICS	VU	OPP	Date	Opponent	Score	Att.
SCORING	732	621	11/16/14	TREVECCA	w 83-56	7581
Points per game	73.2	62.1	11/20/14	LIPSCOMB	w 72-62	8415
Scoring margin	+11.1	-	+ 11/23/14	TENNESSEE STATE	w 78-46	7446
FIELD GOALS-ATT	251-497	225-574	+ 11/25/14	NORFOLK STATE	w 63-53	7504
Field goal pct	.505	.392	# 11/28/14	vs Rutgers	L 65-68	4118
3 POINT FG-ATT	67-171	54-183	# 11/29/14	vs La Salle	w 68-55	4244
3-point FG pct	.392	.295	! 12/04/14	BAYLOR	L 63-66	7740
3-pt FG made per game	6.7	5.4	12/13/14	PURDUE	w 81-71	9565
FREE THROWS-ATT	163-228	117-181	12/16/14	WESTERN CAROLINA	w 99-79	7504
Free throw pct	.715	.646	12/20/14	at Georgia Tech	L 60-65	6081
F-Throws made per game	16.3	11.7	+ = Barclays Center Classic, Nashville, Tenn.			
REBOUNDS	352	314	# = Barclays Center Classic, Brooklyn, N.Y.			
Rebounds per game	35.2	31.4	! = SEC/Big 12 Challenge			
Rebounding margin	+3.8	-	* = Conference game			
ASSISTS	166	105				
Assists per game	16.6	10.5				
TURNOVERS	133	110				
Turnovers per game	13.3	11.0				
Turnover margin	-2.3	-				
Assist/turnover ratio	1.2	1.0				
STEALS	42	65				
Steals per game	4.2	6.5				
BLOCKS	49	23				
Blocks per game	4.9	2.3				
ATTENDANCE	55755	14443				
Home games-Avg/Game	7-7965	1-6081				
Neutral site-Avg/Game	-	2-4181				

Score by Periods	1st	2nd	Totals
Vanderbilt	352	380	732
Opponents	284	337	621

2014-15 Vanderbilt Basketball
 Vanderbilt Team Game-by-Game (as of Dec 20, 2014)
 All games

TEAM STATISTICS

Opponent	Date	Score		Total		3-Pointers		Free throws		Rebounds				pf	a	t/o	blk	stl	pts	avg
				fg-fga	pct	3fg-fga	pct	ft-fta	pct	off	def	tot	avg							
TREVECCA	11/16/14	83-56	W	28-56	.500	6-22	.273	21-35	.600	15	38	53	53.0	15	15	16	9	2	83	83.0
LIPSCOMB	11/20/14	72-62	W	27-59	.458	7-15	.467	11-18	.611	13	30	43	48.0	22	19	11	8	5	72	77.5
TENNESSEE STATE	11/23/14	78-46	W	28-46	.609	9-19	.474	13-18	.722	7	33	40	45.3	17	24	17	6	2	78	77.7
NORFOLK STATE	11/25/14	63-53	W	22-50	.440	9-22	.409	10-18	.556	8	26	34	42.5	19	19	9	4	5	63	74.0
vs Rutgers	11/28/14	65-68	L	24-50	.480	8-17	.471	9-14	.643	10	22	32	40.4	18	19	14	2	3	65	72.2
vs La Salle	11/29/14	68-55	W	26-48	.542	4-11	.364	12-16	.750	8	23	31	38.8	13	14	7	0	5	68	71.5
BAYLOR	12/04/14	63-66	L	21-48	.438	3-17	.176	18-23	.783	10	20	30	37.6	17	11	14	6	8	63	70.3
PURDUE	12/13/14	81-71	W	28-48	.583	9-14	.643	16-23	.696	7	18	25	36.0	21	17	14	4	4	81	71.6
WESTERN CAROLINA	12/16/14	99-79	W	26-47	.553	9-19	.474	38-43	.884	13	21	34	35.8	21	15	18	4	5	99	74.7
at Georgia Tech	12/20/14	60-65	L	21-45	.467	3-15	.200	15-20	.750	8	22	30	35.2	16	13	13	6	3	60	73.2
Vanderbilt		732		251-497	.505	67-171	.392	163-228	.715	99	253	352	35.2	179	166	133	49	42	732	73.2
Opponents		621		225-574	.392	54-183	.295	117-181	.646	130	184	314	31.4	204	105	110	23	65	621	62.1

Games played: 10
 Points/game: 73.2
 FG Pct: 50.5
 3FG Pct: 39.2
 FT Pct: 71.5

Rebounds/game: 35.2
 Assists/game: 16.6
 Turnovers/game: 13.3
 Assist/turnover ratio: 1.2
 Steals/game: 4.2
 Blocks/game: 4.9

2014-15 Vanderbilt Basketball
 Vanderbilt Opponent Game-by-Game (as of Dec 20, 2014)
 All games

OPPONENT STATISTICS

Opponent	Date	Score		Total		3-Pointers		Free throws		Rebounds				pf	a	t/o	blk	stl	pts	avg
				fg-fga	pct	3fg-fga	pct	ft-fta	pct	off	def	tot	avg							
TREVECCA	11/16/14	83-56	W	19-65	.292	6-19	.316	12-16	.750	10	19	29	29.0	25	9	12	1	12	56	56.0
LIPSCOMB	11/20/14	72-62	W	19-57	.333	7-28	.250	17-26	.654	14	23	37	33.0	19	7	9	6	4	62	59.0
TENNESSEE STATE	11/23/14	78-46	W	17-52	.327	2-12	.167	10-23	.435	10	13	23	29.7	17	6	13	0	7	46	54.7
NORFOLK STATE	11/25/14	63-53	W	18-56	.321	3-19	.158	14-19	.737	14	28	42	32.8	21	7	11	3	3	53	54.2
vs Rutgers	11/28/14	65-68	L	24-61	.393	7-23	.304	13-19	.684	18	20	38	33.8	16	13	8	1	7	68	57.0
vs La Salle	11/29/14	68-55	W	22-51	.431	4-14	.286	7-11	.636	10	16	26	32.5	19	11	10	0	3	55	56.7
BAYLOR	12/04/14	63-66	L	24-53	.453	10-18	.556	8-14	.571	13	20	33	32.6	20	15	14	3	7	66	58.0
PURDUE	12/13/14	81-71	W	26-55	.473	3-11	.273	16-23	.696	13	16	29	32.1	23	7	12	5	5	71	59.6
WESTERN CAROLINA	12/16/14	99-79	W	30-57	.526	8-17	.471	11-17	.647	8	10	18	30.6	26	16	14	2	11	79	61.8
at Georgia Tech	12/20/14	60-65	L	26-67	.388	4-22	.182	9-13	.692	20	19	39	31.4	18	14	7	2	6	65	62.1
Opponents		621		225-574	.392	54-183	.295	117-181	.646	130	184	314	31.4	204	105	110	23	65	621	62.1
Vanderbilt		732		251-497	.505	67-171	.392	163-228	.715	99	253	352	35.2	179	166	133	49	42	732	73.2

Games played: 10
 Points/game: 62.1
 FG Pct: 39.2
 3FG Pct: 29.5
 FT Pct: 64.6

Rebounds/game: 31.4
 Assists/game: 10.5
 Turnovers/game: 11.0
 Assist/turnover ratio: 1.0
 Steals/game: 6.5
 Blocks/game: 2.3

2014-15 Vanderbilt Basketball
Vanderbilt Points-Rebounds-Assists (as of Dec 20, 2014)
All games

Opponent	Date	Score		00	03	04	05	10	11	12
				MITCHELL,S	KORNET,LUK	BALDWIN IV	FISHER-DAV	WATKINS,NA	ROBERSON,J	MCGLOIN,PH
TREVECCA	11/16/14	83-56	w	6-3-4	10-10-0	9-3-3	5-2-3	0-1-0	8-6-0	DNP
LIPSCOMB	11/20/14	72-62	w	4-4-3	11-3-0	11-7-5	6-1-1	0-0-0	5-8-2	DNP
TENNESSEE STATE	11/23/14	78-46	w	7-3-7	24-7-1	8-5-10	3-2-3	0-0-0	3-1-3	DNP
NORFOLK STATE	11/25/14	63-53	w	3-3-6	5-1-0	13-6-6	11-3-1	DNP	0-2-1	DNP
vs Rutgers	11/28/14	65-68	L	3-2-2	14-3-1	3-5-9	5-2-0	DNP	0-2-1	DNP
vs La Salle	11/29/14	68-55	w	2-1-4	10-2-0	9-4-4	DNP	DNP	7-7-2	DNP
BAYLOR	12/04/14	63-66	L	4-1-3	13-8-1	9-3-2	0-1-0	DNP	2-3-2	DNP
PURDUE	12/13/14	81-71	w	7-1-6	0-2-0	3-3-6	9-3-1	0-0-0	6-3-1	0-0-0
WESTERN CAROLINA	12/16/14	99-79	w	6-3-5	9-4-4	8-2-2	9-2-0	0-0-0	3-3-0	DNP
at Georgia Tech	12/20/14	60-65	L	3-6-6	0-3-1	3-1-3	3-2-0	DNP	8-2-1	DNP

Opponent	Date	Score		13	14	30	34	35	40
				LACHANCE,R	JOSEPHS,CA	JONES,DAMI	MOATS,SHEL	SIKAM,JAM	HENDERSON,
TREVECCA	11/16/14	83-56	w	13-2-2	0-1-0	24-12-2	6-8-1	DNP	2-5-0
LIPSCOMB	11/20/14	72-62	w	9-5-6	0-0-0	21-6-1	0-0-0	2-6-1	3-2-0
TENNESSEE STATE	11/23/14	78-46	w	13-4-0	0-0-0	13-8-0	3-0-0	1-2-0	3-6-0
NORFOLK STATE	11/25/14	63-53	w	12-1-2	DNP	6-7-2	0-0-0	11-7-0	2-0-1
vs Rutgers	11/28/14	65-68	L	7-3-3	DNP	23-6-2	0-0-0	10-6-1	0-0-0
vs La Salle	11/29/14	68-55	w	14-2-3	DNP	16-7-1	DNP	10-6-0	0-1-0
BAYLOR	12/04/14	63-66	L	2-0-3	DNP	21-9-0	DNP	12-4-0	DNP
PURDUE	12/13/14	81-71	w	26-1-2	DNP	15-5-0	DNP	12-5-1	3-0-0
WESTERN CAROLINA	12/16/14	99-79	w	26-4-3	0-0-0	16-5-1	DNP	20-7-0	2-1-0
at Georgia Tech	12/20/14	60-65	L	10-1-1	DNP	12-7-0	DNP	9-2-1	12-3-0

2014-15 Vanderbilt Basketball
Vanderbilt Game-by-Game Highs (as of Dec 20, 2014)
All games

Opponent	Date	Score	Points	Rebounds	Assists	Steals	Blocked shots
TREVECCA	11/16/14	83-56	24-JONES, Damian	12-JONES, Damian	4-MITCHELL, Shelton	1-JONES, Damian BALDWIN IV, Wade	4-KORNET, Luke JONES, Damian
LIPSCOMB	11/20/14	72-62	21-JONES, Damian	8-ROBERSON, Jeff	6-LACHANCE, Riley	3-BALDWIN IV, Wad	3-SIAKAM, James
TENNESSEE STATE	11/23/14	78-46	24-KORNET, Luke	8-JONES, Damian	10-BALDWIN IV, Wad	1-ROBERSON, Jeff FISHER-DAVIS, Mat	2-JONES, Damian KORNET, Luke
NORFOLK STATE	11/25/14	63-53	13-BALDWIN IV, Wad	7-JONES, Damian SIAKAM, James	6-BALDWIN IV, Wad MITCHELL, Shelton	2-BALDWIN IV, Wad	3-JONES, Damian
vs Rutgers	11/28/14	65-68	23-JONES, Damian	6-JONES, Damian SIAKAM, James	9-BALDWIN IV, Wad	2-BALDWIN IV, Wad	1-JONES, Damian SIAKAM, James
vs La Salle	11/29/14	68-55	16-JONES, Damian	7-JONES, Damian ROBERSON, Jeff	4-MITCHELL, Shelton BALDWIN IV, Wade	2-BALDWIN IV, Wad	None
BAYLOR	12/04/14	63-66	21-JONES, Damian	9-JONES, Damian	3-LACHANCE, Riley MITCHELL, Shelton	3-SIAKAM, James	3-KORNET, Luke
PURDUE	12/13/14	81-71	26-LACHANCE, Riley	5-JONES, Damian SIAKAM, James	6-BALDWIN IV, Wad MITCHELL, Shelton	1-SIAKAM, James BALDWIN IV, Wade JONES, Damian HENDERSON, Josh	2-KORNET, Luke JONES, Damian
WESTERN CAROLINA at Georgia Tech	12/16/14 12/20/14	99-79 60-65	26-LACHANCE, Riley 12-HENDERSON, Jos JONES, Damian	7-SIAKAM, James 7-JONES, Damian	5-MITCHELL, Shelton 6-MITCHELL, Shelton	2-ROBERSON, Jeff 1-JONES, Damian BALDWIN IV, Wade ROBERSON, Jeff	2-KORNET, Luke 2-JONES, Damian SIAKAM, James