



Game 13/Vanderbilt (9-3) vs. Yale (10-4)  
Nashville, Tenn. - Memorial Gym - 1 p.m. CT

TV: SEC Network Plus

TV Talent: Kevin Ingram (pxp), Ross Neltner (analyst)

Radio: Vanderbilt Radio Network from IMG College, vucommidores.com

Radio Talent: Joe Fisher (pxp), Tim Thompson (analyst)

Live Stats: vucommidores.com

Twitter Updates: @VandyMBB

Vanderbilt Athletic Communications

2601 Jess Neely Drive, Nashville, TN 37212

phone: 615-322-4121

www.vucommidores.com

VANDERBILT SCHEDULE/RESULTS

NOVEMBER

Date	VU	Opp	Opponent	Time/Result	TV/Rec.
Nov. 6	-	-	Ill.-Springfield	W, 83-62	-
Nov. 11	-	-	Sewanee	W, 67-38	-
Nov. 16	-	-	Trevecca	W, 83-56	1-0
Nov. 20	-	-	Lipscomb	W, 72-62	2-0
Nov. 23	-	-	Tenn. State	W, 78-46	3-0
Nov. 25	-	-	Norfolk St.	W, 63-53	4-0
Nov. 28	-	-	Rutgers	L, 65-68	4-1
Nov. 29	-	-	LaSalle	W, 68-55	5-1

2014 Barclays Center Classic

DECEMBER

Date	VU	Opp	Opponent	Time	TV
Dec. 4	-	-	Baylor	L, 63-66	5-2
Dec. 13	-	-	Purdue	W, 81-71	6-2
Dec. 16	-	-	W. Carolina	W, 99-79	7-2
Dec. 20	-	-	Georgia Tech	L, 60-65	7-3
Dec. 22	-	-	Penn	W, 79-50	8-3
Dec. 31	-	-	Saint Louis	W, 70-55	9-3

JANUARY

Date	VU	Opp	Opponent	Time	TV
Jan. 3	-	-	Yale	1 pm	SECN+
Jan. 6	-	-	Auburn*	8 pm	ESPNU
Jan. 10	-	-	Arkansas*	3:30 pm	SECN
Jan. 14	-	-	Georgia*	8 pm	SECN
Jan. 17	-	-	Miss. St.*	3 pm	FSN
Jan. 20	-	-	Kentucky*	8 pm	SECN
Jan. 24	-	-	LSU*	5 pm	ESPNU
Jan. 27	-	-	Georgia*	6 pm	SECN
Jan. 31	-	-	Texas A&M*	3:30 pm	SECN

FEBRUARY

Date	VU	Opp	Opponent	Time	TV
Feb. 3	-	-	Florida*	8 pm	ESPN
Feb. 7	-	-	S. Carolina*	3 pm	FSN
Feb. 11	-	-	Tennessee*	8 pm	SECN
Feb. 14	-	-	Alabama*	7 pm	ESPNU
Feb. 18	-	-	Florida*	6 pm	SECN
Feb. 21	-	-	Missouri*	1:30 pm	SECN
Feb. 26	-	-	Tennessee*	6 pm	ESPN/2
Feb. 28	-	-	Alabama*	3 pm	FSN

MARCH

Date	VU	Opp	Opponent	Time	TV
Mar. 4	-	-	Miss. St.*	8 pm	SECN
Mar. 7	-	-	Ole Miss*	8 pm	SECN
Mar. 11-15	-	-	SEC Tournament	-	SECN/ESPN

ALL TIMES CENTRAL

RANKINGS: AP/ESPN

\*SEC GAME

SECN: SEC Network; SECN+: SEC Network Plus;

NBCSN: NBC Sports Network

GAME INFORMATION



2014-15 Record: 9-3  
Head Coach: Kevin Stallings  
Career Record: 424-258 (22)  
VU Record: 301-195 (16)

2014-15 LEADERS  
Points: Damian Jones (16.4)  
Rebounds: Damian Jones (7.0)  
Assists: Wade Baldwin IV, Shelton Mitchell (4.8)  
Blocks: Damian Jones (1.8)

SERIES INFORMATION

Series Record: Vanderbilt leads series, 4-1.  
Last Meeting: VU win, 87-72, on 11/30/84 at Memorial Gym.  
Record at Vanderbilt: VU leads, 4-1.  
Record at Yale: NA  
Record at Neutral Site: NA  
Coach Stallings vs. Yale: Coach Stallings has never faced Yale.



2014-15 Record: 10-4  
Head Coach: James Jones  
Career Record: 219-226 (16th)  
Yale Record: same

2014-15 LEADERS  
Points: Justin Sears (13.8)  
Rebounds: Justin Sears (8.0)  
Assists: Javier Duren (4.3)  
Blocks: Justin Sears (2.6)

JONES LEADS DORES

Sophomore post player Damian Jones is off to a great start to his sophomore campaign, averaging 16.4 points and 7.0 rebounds per game in the first 12 contests. Jones, a preseason All-SEC First Team selection by the league's coaches, has scored 20+ points in four games this year and is second in the SEC in field goal percentage (.562), fifth in the SEC in scoring, 6th in rebounding, 5th in blocks (1.8), and 6th in defensive rebounding (4.6/game).

LACHANCE LEADS ALL SEC FRESHMAN

Freshman Riley LaChance poured in a career-high 26 points in Vanderbilt's win over Purdue on December 13 and claimed SEC Freshman of the Week honors for his performance, and then followed with another 26-point game against Western Carolina. It was the most points scored by a Commodore freshman since A.J. Ogilvy scored 27 points on March 13, 2008, in a first-round game of the SEC Tournament in Atlanta, and the first time a Commodore has scored 25 or more points in consecutive games since John Jenkins scored 26 at Ole Miss (2/16/12) and 28 at Georgia (2/19/12). LaChance is the leading freshman scorer in the SEC at 13.0 points per game, leads all SEC freshmen in three's made per contest at 2.1 per game, which is fourth in the conference overall, and he leads the SEC overall in 3-point field goal percentage (.417).

COACH STALLINGS IN 16TH YEAR

Head Coach Kevin Stallings, the school's all-time winningest coach, is in his 16th season with the Commodores and 21st overall as a head coach. Stallings has 301 career wins at Vanderbilt and 424 overall as a head coach. He has seven 20-win seasons in the last 10 seasons, with six NCAA tournament appearances and two Sweet 16's (2004 and 2007).

STALLINGS WINS 300

With the win over Purdue, Coach Stallings moved into seventh place in all-time wins on the all-time winningest SEC coaches and now has 301 wins at Vanderbilt. He is also one of five SEC coaches to win 300 or more games at one institution, joining Kentucky's Adolph Rupp, Florida's Billy Donovan, and LSU's Dale Brown and Harry Rabenhorst.










Billy Donovan - 458 wins

Kevin Stallings - 301 wins

ACTIVE WINNINGEST SEC COACHES

ALL-TIME WINNINGEST SEC COACHES

1. Adolph Rupp, UK - 875 wins
2. Billy Donovan, UF, 458 wins
3. Dale Brown, LSU, 448 wins
4. C.M. Newton, Alabama/Vanderbilt; Harry Rabenhorst, LSU, 340 wins
6. Tubby Smith, UGA/UK, 308 wins
7. Kevin Stallings, Vanderbilt, 301 wins

0		<p><b>SHELTON MITCHELL</b> F ★ 6-3 ★ 186 ★ Fr. ★ Waxhaw, N.C.</p> <table border="1"> <thead> <tr> <th>PPG</th> <th>RPG</th> <th>APG</th> <th>SPG</th> <th>BPG</th> <th>MPG</th> </tr> </thead> <tbody> <tr> <td>4.4</td> <td>2.8</td> <td>4.8</td> <td>0.2</td> <td>0.2</td> <td>22.6</td> </tr> </tbody> </table>	PPG	RPG	APG	SPG	BPG	MPG	4.4	2.8	4.8	0.2	0.2	22.6	<p><b>NOTES:</b> Led team in points (16.5) and rebounds (8.5) in exhibition games... Also averaged 4.5 assists in exhib games...Dished out career-high seven assists vs. Tenn. St and Penn...Tied career high with 7 pts vs. Purdue, also had 6 assists...Tied for 3rd in SEC in assists.</p>	<p><b>CAREER HIGHS</b> <b>Pts.</b> - 7, 2x, last vs. Purdue (12/13/14) <b>Rebs.</b> - 6, at Ga. Tech (12/20/14) <b>Ast.</b> - 7, 2x, last vs. Penn (12/22/14) <b>Min.</b> - 33, vs. Tenn. St. (11/23/14)</p>
PPG	RPG	APG	SPG	BPG	MPG											
4.4	2.8	4.8	0.2	0.2	22.6											
3		<p><b>LUKE KORNET</b> F ★ 7-0 ★ 240 ★ So. ★ Lantana, Texas</p> <table border="1"> <thead> <tr> <th>PPG</th> <th>RPG</th> <th>APG</th> <th>SPG</th> <th>BPG</th> <th>MPG</th> </tr> </thead> <tbody> <tr> <td>8.8</td> <td>4.0</td> <td>0.7</td> <td>0.1</td> <td>1.3</td> <td>21.0</td> </tr> </tbody> </table>	PPG	RPG	APG	SPG	BPG	MPG	8.8	4.0	0.7	0.1	1.3	21.0	<p><b>NOTES:</b> Scored career-high 24 pts on 10-11 shooting vs. Tenn. St....Tallied first double-double of his career with 10 points and career-high 10 rebounds vs. Trevecca... Shooting 47.1% from three...Son of Frank Kornet, a former VU basketball standout of his own from 1986-89.</p>	<p><b>CAREER HIGHS</b> <b>Pts.</b> - 24, vs. Tenn. St. (11/23/14) <b>Rebs.</b> - 10, vs. Trevecca (11/16/14) <b>Ast.</b> - 4, vs. W. Carolina (12/16/14) <b>Min.</b> - 34, at Ole Miss (3/8/14)</p>
PPG	RPG	APG	SPG	BPG	MPG											
8.8	4.0	0.7	0.1	1.3	21.0											
4		<p><b>WADE BALDWIN IV</b> G ★ 6-3 ★ 195 ★ Fr. ★ Belle Mead, N.J.</p> <table border="1"> <thead> <tr> <th>PPG</th> <th>RPG</th> <th>APG</th> <th>SPG</th> <th>BPG</th> <th>MPG</th> </tr> </thead> <tbody> <tr> <td>8.3</td> <td>3.8</td> <td>4.8</td> <td>1.3</td> <td>0.1</td> <td>26.5</td> </tr> </tbody> </table>	PPG	RPG	APG	SPG	BPG	MPG	8.3	3.8	4.8	1.3	0.1	26.5	<p><b>NOTES:</b> Dished out 10 assists vs. Tenn. St...Won his first SEC FOW honor for his performance in wins over Lipscomb and Tenn. State...Has 57 assists and only 20 turnovers this season...3rd in SEC in assists (4.8)... Scored career-high 16 points vs. Penn.</p>	<p><b>CAREER HIGHS</b> <b>Pts.</b> - 16, vs. Penn (12/22/14) <b>Rebs.</b> - 7, vs. Lipscomb (11/20/14) <b>Ast.</b> - 10, vs. Tenn. St. (11/23/14) <b>Min.</b> - 35, vs. LaSalle (11/29/14)</p>
PPG	RPG	APG	SPG	BPG	MPG											
8.3	3.8	4.8	1.3	0.1	26.5											
5		<p><b>MATTHEW FISHER-DAVIS</b> G ★ 6-5 ★ 173 ★ Fr. ★ Charlotte, N.C.</p> <table border="1"> <thead> <tr> <th>PPG</th> <th>RPG</th> <th>APG</th> <th>SPG</th> <th>BPG</th> <th>MPG</th> </tr> </thead> <tbody> <tr> <td>5.4</td> <td>1.9</td> <td>1.1</td> <td>0.4</td> <td>0.2</td> <td>18.8</td> </tr> </tbody> </table>	PPG	RPG	APG	SPG	BPG	MPG	5.4	1.9	1.1	0.4	0.2	18.8	<p><b>NOTES:</b> 6'5 guard considered one of best shooters in 2014 class...Scored career-high 11 points on career-best 4 made FGs vs. Norfolk St...Made a career-best three three's vs. Purdue and W. Carolina.</p>	<p><b>CAREER HIGHS</b> <b>Pts.</b> - 11, vs. Norfolk St. (11/25/14) <b>Rebs.</b> - 3, 2x, last vs. Purdue (12/13/14) <b>Ast.</b> - 3, vs. Tenn. St. (11/23/14) <b>Min.</b> - 26, vs. Rutgers (11/28/14)</p>
PPG	RPG	APG	SPG	BPG	MPG											
5.4	1.9	1.1	0.4	0.2	18.8											
10		<p><b>NATHAN WATKINS</b> G ★ 6-5 ★ 195 ★ Jr. ★ Brentwood, Tenn.</p> <table border="1"> <thead> <tr> <th>PPG</th> <th>RPG</th> <th>APG</th> <th>SPG</th> <th>BPG</th> <th>MPG</th> </tr> </thead> <tbody> <tr> <td>0.0</td> <td>0.2</td> <td>0.0</td> <td>0.0</td> <td>0.0</td> <td>1.7</td> </tr> </tbody> </table>	PPG	RPG	APG	SPG	BPG	MPG	0.0	0.2	0.0	0.0	0.0	1.7	<p><b>NOTES:</b> Walk-on guard from Brentwood, Tenn., who played at Ensworth School in Nashville...Played in eight games last year...Played 16 huge minutes at Auburn, scored 7 points and had 3 rebounds...Had career bests in pts, rebs, min., FG's made, 3 FG's made vs. Tigers.</p>	<p><b>CAREER HIGHS</b> <b>Pts.</b> - 7, at Auburn (2/22/14) <b>Rebs.</b> - 4, vs. Miss. St. (3/12/14) <b>Ast.</b> - <b>Min.</b> - 16, at Auburn (2/22/14)</p>
PPG	RPG	APG	SPG	BPG	MPG											
0.0	0.2	0.0	0.0	0.0	1.7											
11		<p><b>JEFF ROBERSON</b> F ★ 6-6 ★ 206 ★ Fr. ★ Houston, Texas</p> <table border="1"> <thead> <tr> <th>PPG</th> <th>RPG</th> <th>APG</th> <th>SPG</th> <th>BPG</th> <th>MPG</th> </tr> </thead> <tbody> <tr> <td>4.8</td> <td>3.7</td> <td>1.3</td> <td>0.3</td> <td>0.3</td> <td>19.7</td> </tr> </tbody> </table>	PPG	RPG	APG	SPG	BPG	MPG	4.8	3.7	1.3	0.3	0.3	19.7	<p><b>NOTES:</b> Scored eight points at Ga. Tech and Penn, 7 at St. Louis...Tallied 7 pts and 7 rebs. in career-high 35 minutes vs. LaSalle...Scored career-high 9 pts in debut vs. Trevecca...Left The Kinkaid School as the school's all-time leading scorer with 1,743 points.</p>	<p><b>CAREER HIGHS</b> <b>Pts.</b> - 9, vs. Trevecca (11/16/14) <b>Rebs.</b> - 8, vs. Lipscomb (11/20/14) <b>Ast.</b> - 3, vs. Tenn. St. (11/23/14) <b>Min.</b> - 35, vs. LaSalle (11/29/14)</p>
PPG	RPG	APG	SPG	BPG	MPG											
4.8	3.7	1.3	0.3	0.3	19.7											
13		<p><b>RILEY LACHANCE</b> G ★ 6-2 ★ 194 ★ Fr. ★ Brookfield, Wis.</p> <table border="1"> <thead> <tr> <th>PPG</th> <th>RPG</th> <th>APG</th> <th>SPG</th> <th>BPG</th> <th>MPG</th> </tr> </thead> <tbody> <tr> <td>13.0</td> <td>2.6</td> <td>2.8</td> <td>0.8</td> <td>0.1</td> <td>32.2</td> </tr> </tbody> </table>	PPG	RPG	APG	SPG	BPG	MPG	13.0	2.6	2.8	0.8	0.1	32.2	<p><b>NOTES:</b> Won SEC FOW honors after scoring career-high 26 pts vs. Purdue, most by a freshman since A.J. Ogilvy in March of 2008...Scored 26 vs. W. Carolina...SEC's leading freshmen scorer...1st VU player to score 25+ points in consecutive games since John Jenkins in 2012.</p>	<p><b>CAREER HIGHS</b> <b>Pts.</b> - 26, 2x, last vs. W. Carolina (12/16/14) <b>Rebs.</b> - 7, at St. Louis (12/31/14) <b>Ast.</b> - 6, vs. Lipscomb (11/20/14) <b>Min.</b> - 36, vs. Norfolk St. (11/25/14)</p>
PPG	RPG	APG	SPG	BPG	MPG											
13.0	2.6	2.8	0.8	0.1	32.2											
14		<p><b>CARTER JOSEPHS</b> G ★ 6-0 ★ 180 ★ So. ★ San Antonio, Texas</p> <table border="1"> <thead> <tr> <th>PPG</th> <th>RPG</th> <th>APG</th> <th>SPG</th> <th>BPG</th> <th>MPG</th> </tr> </thead> <tbody> <tr> <td>0.0</td> <td>0.2</td> <td>0.0</td> <td>0.0</td> <td>0.0</td> <td>2.2</td> </tr> </tbody> </table>	PPG	RPG	APG	SPG	BPG	MPG	0.0	0.2	0.0	0.0	0.0	2.2	<p><b>NOTES:</b> Guard from San Antonio, Texas, who earned a scholarship over the summer...Played in 19 games last year, received first career start at Ole Miss...Played career-high 20 min. vs. Florida...Dished out 9 assists, had 1 steal, no turnovers in 16 min. at Auburn.</p>	<p><b>CAREER HIGHS</b> <b>Pts.</b> - 2, at Miss. State (2/23/13) <b>Rebs.</b> - 3, vs. Florida (2/25/14) <b>Ast.</b> - 9, at Auburn (2/22/14) <b>Min.</b> - 21, at Ole Miss (3/8/14)</p>
PPG	RPG	APG	SPG	BPG	MPG											
0.0	0.2	0.0	0.0	0.0	2.2											
30		<p><b>DAMIAN JONES</b> C ★ 6-10 ★ 250 ★ So. ★ Baton Rouge, La.</p> <table border="1"> <thead> <tr> <th>PPG</th> <th>RPG</th> <th>APG</th> <th>SPG</th> <th>BPG</th> <th>MPG</th> </tr> </thead> <tbody> <tr> <td>16.4</td> <td>7.0</td> <td>0.8</td> <td>0.7</td> <td>1.8</td> <td>27.3</td> </tr> </tbody> </table>	PPG	RPG	APG	SPG	BPG	MPG	16.4	7.0	0.8	0.7	1.8	27.3	<p><b>NOTES:</b> Team leader in points per game with 16.4 ppg...5th in SEC in scoring, 2nd in SEC in FG% (.562)... Has 4 20+ games this year...6th in SEC in rebounding... Was named to the preseason All-SEC 1st team this season.</p>	<p><b>CAREER HIGHS</b> <b>Pts.</b> - 24, vs. Trevecca (11/16/14) <b>Rebs.</b> - 13, vs. TAMU (2/15/14) <b>Ast.</b> - 2, 4x, last vs. Rutgers (11/28/14) <b>Min.</b> - 41, vs. TAMU (2/15/14)</p>
PPG	RPG	APG	SPG	BPG	MPG											
16.4	7.0	0.8	0.7	1.8	27.3											
34		<p><b>SHELBY MOATS</b> F ★ 6-8 ★ 221 ★ Sr. ★ Waconia, Minn.</p> <table border="1"> <thead> <tr> <th>PPG</th> <th>RPG</th> <th>APG</th> <th>SPG</th> <th>BPG</th> <th>MPG</th> </tr> </thead> <tbody> <tr> <td>1.7</td> <td>1.5</td> <td>0.2</td> <td>0.2</td> <td>0.0</td> <td>6.0</td> </tr> </tbody> </table>	PPG	RPG	APG	SPG	BPG	MPG	1.7	1.5	0.2	0.2	0.0	6.0	<p><b>NOTES:</b> Scored six points and had eight rebounds vs. Trevecca...Graduated with degree in Economics in May... Named to the 2013 SEC Winter Academic Honor Roll and a 2014 CoSida All-Academic District 2 selection.</p>	<p><b>CAREER HIGHS</b> <b>Pts.</b> - 9, vs. UK (1/10/13) <b>Rebs.</b> - 10, vs. UK (1/10/13) <b>Ast.</b> - 4, vs. Ole Miss (1/15/13) <b>Min.</b> - 36, vs. Ole Miss (1/15/13)</p>
PPG	RPG	APG	SPG	BPG	MPG											
1.7	1.5	0.2	0.2	0.0	6.0											
35		<p><b>JAMES SIAKAM</b> F ★ 6-7 ★ 225 ★ R-Sr. ★ Douala, Cameroon</p> <table border="1"> <thead> <tr> <th>PPG</th> <th>RPG</th> <th>APG</th> <th>SPG</th> <th>BPG</th> <th>MPG</th> </tr> </thead> <tbody> <tr> <td>10.1</td> <td>5.6</td> <td>0.7</td> <td>0.7</td> <td>0.9</td> <td>22.6</td> </tr> </tbody> </table>	PPG	RPG	APG	SPG	BPG	MPG	10.1	5.6	0.7	0.7	0.9	22.6	<p><b>NOTES:</b> Scored in double figures in seven of last nine games, averaging 12.0 points and 6.0 rebounds in that span...Tallied season-high 20 points vs. W. Carolina, and was 12-13 from FT line against the Catamounts...Made 1st start of 2014-15 vs. Penn.</p>	<p><b>CAREER HIGHS</b> <b>Pts.</b> - 22, at TAMU (1/25/14) <b>Rebs.</b> - 13, vs. Lipscomb (11/15/13) <b>Ast.</b> - 4, 2x, last at Missouri (2/19/14) <b>Min.</b> - 37, vs. Texas A&amp;M (2/15/14)</p>
PPG	RPG	APG	SPG	BPG	MPG											
10.1	5.6	0.7	0.7	0.9	22.6											
40		<p><b>JOSH HENDERSON</b> C ★ 6-11 ★ 240 ★ R-Sr. ★ Roanoke, Va.</p> <table border="1"> <thead> <tr> <th>PPG</th> <th>RPG</th> <th>APG</th> <th>SPG</th> <th>BPG</th> <th>MPG</th> </tr> </thead> <tbody> <tr> <td>3.0</td> <td>2.0</td> <td>0.1</td> <td>0.1</td> <td>0.1</td> <td>8.2</td> </tr> </tbody> </table>	PPG	RPG	APG	SPG	BPG	MPG	3.0	2.0	0.1	0.1	0.1	8.2	<p><b>NOTES:</b> Tied for team high with 12 points at Ga. Tech, a season-best; was 5-5 from floor vs. GT...Tore the ACL, MCL, and lateral meniscus in left knee vs. Marshall last year and missed rest of season...Graduated with a degree in Economics in May of 2014.</p>	<p><b>CAREER HIGHS</b> <b>Pts.</b> - 13, 3x, last at UK (2/20) <b>Rebs.</b> - 7, 2x, last vs. Providence (11/22/13) <b>Ast.</b> - 4, vs. Bucknell (11/15/11) <b>Min.</b> - 32, 2x, last at Aub (3/2/13)</p>
PPG	RPG	APG	SPG	BPG	MPG											
3.0	2.0	0.1	0.1	0.1	8.2											



# HEAD COACH KEVIN STALLINGS



### THE STALLINGS FILE

**Born:** October 1, 1960  
**High School:** Collinsville (Ill.) '78  
**College:** Bachelor's Degree in Business Management and Marketing, Purdue, '82, Master's Degree in Counseling, Purdue, '85  
**Family:** Wife, Lisa, three children, Jacob (23), Alexa (19), Jordyn (13)

### WINNINGEST COACHES AT VANDERBILT

Coach	Yrs	Record	Pct
1. Kevin Stallings (1999-)	16	301-195	.607
2. Roy Skinner (1959, 1962-76)	16	278-135	.673
3. Bob Polk (1948-58, 1960-61)	13	197-106	.650
4. C.M. Newton (1982-89)	8	129-115	.529
5. Jan van Breda Kolff (1994-99)	6	104-81	.562
6. Josh Cody (1924-27, 1932-36)	9	98-100	.495
7. Eddie Fogler (1990-93)	4	81-48	.628

### WINNINGEST COACHES AT MEMORIAL GYM

Coach	Yrs	Record
1. Kevin Stallings (2000-)	16	204-60
2. Roy Skinner (1959, 1962-76)	16	181-41
3. Bob Polk (1948-58, 1960-61)	8	96-15
4. C.M. Newton (1982-89)	8	91-37
5. Jan van Breda Kolff (1994-99)	6	75-20
6. Eddie Fogler (1990-93)	4	54-12

### STALLINGS THROUGH THE YEARS

Year	School	Position	W-L	Conf.	Postseason
2015	Vanderbilt	Head Coach	9-3	-	-
2014	Vanderbilt	Head Coach	15-16	7-11	-
2013	Vanderbilt	Head Coach	16-17	8-10	-
2012	Vanderbilt	Head Coach	25-11	10-6	NCAA Third Round
2011	Vanderbilt	Head Coach	23-11	9-7	NCAA Second Round
2010	Vanderbilt	Head Coach	24-9	12-4	NCAA First Round
2009	Vanderbilt	Head Coach	19-11	8-8	-
2008	Vanderbilt	Head Coach	26-8	10-6	NCAA First Round
2007	Vanderbilt	Head Coach	22-12	10-6	NCAA Regional Semifinals
2006	Vanderbilt	Head Coach	17-13	7-9	NIT First Round
2005	Vanderbilt	Head Coach	20-14	8-8	NIT Quarterfinals
2004	Vanderbilt	Head Coach	23-10	8-8	NCAA Regional Semifinals
2003	Vanderbilt	Head Coach	11-18	3-13	—
2002	Vanderbilt	Head Coach	17-15	6-10	NIT First Round^
2001	Vanderbilt	Head Coach	15-15	4-12	—
2000	Vanderbilt	Head Coach	19-11	8-8	NIT First Round
1999	Illinois State	Head Coach	16-15	7-11	—
1998	Illinois State	Head Coach	25-6	16-2●#	NCAA Second Round
1997	Illinois State	Head Coach	24-6	14-4●#	NCAA First Round
1996	Illinois State	Head Coach	22-12	13-5	NIT Quarterfinals
1995	Illinois State	Head Coach	20-13	13-5	NIT Second Round
1994	Illinois State	Head Coach	16-11	12-6	—
1993	Kansas	Assistant	29-7	11-3●	NCAA Final Four
1992	Kansas	Assistant	27-5	11-3●#	NCAA Second Round
1991	Kansas	Assistant	27-8	10-4●	NCAA Final Four*
1990	Kansas	Assistant	30-5	11-3	NCAA Second Round
1989	Kansas	Assistant	19-12	6-8	—
1988	Purdue	Assistant	29-4	16-2●	NCAA Sweet 16
1987	Purdue	Assistant	25-5	15-3●	NCAA Second Round
1986	Purdue	Assistant	22-10	11-7	NCAA First Round
1985	Purdue	Assistant	20-9	12-6	NCAA First Round
1984	Purdue	Assistant	22-7	15-3●	NCAA First Round
1983	Purdue	Assistant	21-9	11-7	NCAA Second Round
1982	Purdue	Player	18-14	11-7	NIT Final Four
1981	Purdue	Player	21-11	10-8	NIT Final Four
1980	Purdue	Player	27-8	11-7#	NCAA Final Four*
1979	Belleville J.C.	Player	28-9	—	NJCAA Tournament

<b>Totals at Vanderbilt (Head Coach)</b>	<b>301-195</b>	<b>118-126</b>
Totals at Illinois State (Head Coach)	123-63	75-33
<b>Head Coach Totals</b>	<b>424-258</b>	<b>193-158</b>
Totals at Kansas (Assistant Coach)	132-37	49-21
Totals at Purdue (Assistant Coach)	139-44	
Totals at Purdue (playing)	66-33	

● Regular season conference champions; # Conference tournament champions; \* Lost in National Championship game; ^ Included an Opening Round play-in game that Vanderbilt won over Houston.

<b>25</b>	In 33 seasons, his teams have made 25 tournament appearances, including 19 NCAA berths and three Final Fours.
<b>24</b>	20-Win Seasons in his career and 12 conference championships.
<b>7</b>	20-Win Seasons in last 10 seasons and total number of 20-win seasons at Vanderbilt, the most of any Commodore coach.
<b>301</b>	Number of victories at Vanderbilt. Now winningest all-time Vanderbilt coach, surpassed legendary VU mentor Roy Skinner vs. Lipscomb on November 15, 2013.
<b>424</b>	Total victories as a head coach.
<b>3</b>	SEC Players of the Year in his 15-year tenure - Dan Langhi (2000), Derrick Byers (2007), Shan Foster (2008).
<b>26</b>	All-SEC Performers during his time at Vanderbilt.
<b>3</b>	Consecutive trips to the NCAA Tournament (2010, 2011, 2012), the first time Vanderbilt has accomplished the feat.
<b>6</b>	NCAA Tournaments in the last nine seasons.
<b>2</b>	Sweet 16 appearances as Commodore mentor (2004, 2007).
<b>45</b>	At Vanderbilt, all 45 of his seniors either have earned or are currently working toward their college degree.
<b>61</b>	The Commodores won their first SEC Tournament crown in 61 years after defeating #1 Kentucky in final in 2012.
<b>3</b>	Only three losing seasons as a player or coach in 33 years.



VANDERBILT ATHLETIC COMMUNICATIONS

INTERVIEW POLICY

Vanderbilt head coach Kevin Stallings and selected Vanderbilt players will be available to the media before practice on a weekly basis during the non-conference season, and bi-weekly during the SEC season.

The times for those media sessions will be emailed to media members in advance of those pre-practice interviews.

Media may photograph the first 20 minutes of practice. All practices are closed to the public.

POSTGAME INTERVIEW POLICY

Vanderbilt head coach Kevin Stallings will enter the Memorial Gym interview room after the NCAA-mandated 10-minute cooling off period, followed by Vanderbilt players.

Visiting coach and player interviews will be at the discretion of the visiting SID.

VUCOMMODORES.COM

The official website of Vanderbilt athletics, vucommodores.com, includes pregame notes, season statistics, videos of press conferences and meetings with the media, live stats, twitter feeds, and streaming audio and video of everything that is Commodore athletics.

@VANDYMBB

The official Twitter feed of Vanderbilt men's basketball, follow the latest information and get breaking news on Commodore basketball.

QUICK FACTS

Location Nashville, Tenn.
Founded 1873
Conference Southeastern (East)
Enrollment 6,738
Nickname Commodores
Colors Black and Gold
Home Arena Memorial Gymnasium (14,316)
Chancellor Nicholas Zeppos
Vice Chancellor David Williams II
Faculty Rep. Dr. Susan Wente

Basketball Staff
Head Coach Kevin Stallings
Record Overall 424-258 (22)
Record at Vanderbilt 301-194 (16)
Assistant Coaches Adam Cohen, Derrick Jones, Tom Richardson,
Director of Operations Dan Cage
Athletic Trainer Shannon Gordon
Academic Counselor Neal Clark
Administrative Assistant Debbie Green
Strength and Conditioning Coach Garry Christopher
Office Number (615) 322-6530

Athletic Communications
Men's Basketball SID Andy Boggs
Media Relations Address 2601 Jess Neely Dr. Nashville, TN 37212
Office Phone (615) 343-1847
Office Fax (615) 343-7064
E-Mail Andy.Boggs@Vanderbilt.edu

3

The Commodores are starting three true freshmen for the first time since the 2009 SEC Tournament against Alabama on March 12, 2009. In that game, Vanderbilt started true freshmen Brad Tinsley, Jeffery Taylor, and Steve Tchiengang.

STRONG EARLY PERIMETER PLAY

The freshman trio of Wade Baldwin IV, Riley LaChance, and Shelton Mitchell have combined for 147 assists and only 60 turnovers in their first 12 games.

BALDWIN WINS FRESHMAN OF THE WEEK

Guard Wade Baldwin IV won his first SEC Freshman of the Week honor for his performance in wins over Lipscomb and Tenn. State. The 6'3 guard from Belle Mead, N.J., averaged 9.5 points, 7.5 assists, 6.0 rebounds, and 1.5 steals in the two Vanderbilt wins. He also posted 10 assists in the win over TSU. Baldwin is tied for 3rd in the SEC in assists (4.8) and 2nd in A/TO ratio (298).

DORES AMONG SEC LEADERS

The Commodores lead the SEC in FG% with 51.4%, and have shot 50% or better in seven games this year. VU is also 3rd in assists (16.8) and 2nd in 3-Pt FG% (.402).

SEC'S YOUNGEST BACK COURT

The Commodores' freshman backcourt is the youngest in the SEC. In fact, Vanderbilt is the only school in the league to start three freshmen at the three guard spots.

KORNET: EN FUEGO

7'0 sophomore forward Luke Kornet had a career-high vs. Lipscomb, posting a career-high 24 points on 10-11 shooting from the floor, and is shooting 47.1% (16-34) from three on the year.

IVY LEAGUE

Vanderbilt has a 19-5 against the Ivy League. The Bulldogs will be VU's 2nd Ivy League opponent this season - (Penn, 12/22, W, 79-50).

2014-15 TRENDS

Table with 2 columns: Trend Name and Value. Includes categories like Opening Tip, Scores First, Opponent Scores, Shooting percentages, and Conference records.



ABOUT YALE

QUICK FACTS

**Location** .....New Haven, Conn.  
**Founded** .....1701  
**Conference**..... Ivy League  
**Enrollment**.....5,100  
**Nickname**..... Bulldogs  
**Colors**..... Yale Blue and White  
**Home Arena** ..... John J. Lee Amphitheater  
**President**..... Peter Salovey  
**Athletics Director**..... Tom Beckett

**Basketball Staff**

**Head Coach** .....James Jones  
**Record Overall** .....219-226 (16th)  
**Record at Yale**..... same  
**Assistant Coaches** .....Matt Kingsley, Justin Simon,  
 .....Anthony Goins

- Yale enters the game with a 10-4 overall record. The Bulldogs have registered wins over Southern Illinois, at Kent State, and at UConn this season.
- Yale is led by Justin Sears, who averages 13.8 points and 8.0 rebounds per game. Javier Duren also averages double figures at 13.1 points per game.
- Saturday's game will be a homecoming for Yale guard Jack Montague, who attended Brentwood High School. The junior guard averages 9.9 points per game.
- The Commodores have a 4-1 series advantage against Yale, with all meetings coming in Nashville. The first meeting between the two schools came in the 1907-08 campaign. That was the Bulldogs' only win in the series (27-23).

STAT COMPARISON

	VU	YALE
	<b>All</b>	<b>All</b>
Record	9-3	10-4
Scoring Offense	73.4	66.7
Scoring Defense	60.5	61.7
Scoring Margin	+12.9	+5.0
FG%	.514	.436
FG% Defense	.386	.435
3FG%	.402	.358
3FG% Defense	.292	.336
Free Throw %	.714	.725
Rebounding	35.8	36.0
Rebounding Margin	+5.5	+6.5
Turnovers/game	13.6	13.8
Opponent Turnovers	11.3	12.9
Steals	4.5	6.9
Blocks	4.8	4.6

VANDERBILT RADIO NETWORK

**FISHER, THOMPSON COURTSIDE TO CALL ACTION ON VANDERBILT RADIO NETWORK FROM IMG COLLEGE**

Joe Fisher and Tim Thompson are back at courtside this season, describing the action of every Commodore game to Vanderbilt followers throughout the Southeast.

Fisher, the Voice of the Commodores, will anchor Vanderbilt play-by-play for the 17th consecutive year.

A Nashville native, Fisher also handles the play-by-play broadcasting duties for Commodore football and a select number of baseball games. He also serves as the Director of Broadcasting for Vanderbilt Student Athletics.

Prior to working for Vanderbilt, Fisher served as a television sports anchor in the Nashville market (1987-1996), with stints at WSMV-4 and WKRN-2. He also worked in the public relations field for two years.

Thompson, who is in his 14th year providing color commentary, played for Vanderbilt from 1975-79, receiving the Outstanding Leader and Civitan Sportsmanship Awards. He currently works with Nike College Sports Marketing.

Broadcast Engineer Bob Horner is in his 32nd year courtside producing broadcasts of Commodore basketball. During his tenure, Horner has worked more than 750 games for Vanderbilt.

The broadcasts are produced by IMG College, the exclusive multi-media rightsholder for Vanderbilt. Jeff Miller is the general manager.

All games can be heard on the Vanderbilt radio affiliates below and for free online on vucommodes.com.

**Radio Affiliates**

WLAC 1510-AM	Nashville*
WNSR 560-AM	Nashville
WNSR 95.9 FM	Nashville
WPLZ 106.9 FM	Chattanooga
WEKR 1240-AM	Fayetteville
WJMM 1490-AM	Lewisburg
WMSR 1320-AM	Manchester
WMPS 1210-AM	Memphis
WDUC 93.9-FM	Tullahoma

\* Commodore Flagship Station

FRONTCOURT HEIGHT

Vanderbilt's starting frontline of 7-0, 6-10 & 6-6 is the second tallest in the SEC in terms of average height. Kentucky – 82.3 inches; **Vanderbilt – 81.3 inches**; LSU – 81.3 inches.

908

Vanderbilt has made a 3-pointer in 908 consecutive games, a streak which began at the inception of the 3-point line in 1986-87. The Commodores rank second only to UNLV for the longest streak in Division I basketball. Vanderbilt, UNLV and Princeton are the only three schools in college basketball to have made at least one 3-pointer in every game played since the 3-point line was implemented.

ASSISTS

Vanderbilt has 201 assists against only 163 turnovers in the 2014-15 season, and has two players tied for third in the SEC in assists, with Wade Baldwin IV and Shelton Mitchell each averaging 4.8 assists per game. Vanderbilt is third in the league in assists (16.8/game). The Commodores have 183 assists on 279 made baskets, a 66.1% clip, the best in the SEC and the third-best in the nation.

TRENDS

Vanderbilt is 8-1 when leading at the half and 9-0 when leading with five minutes remaining, 7-0 when shooting 50% or better from the floor, 7-0 when scoring 70 points or more, and 7-0 when outrebounding an opponent.

ROAD WINS

The Commodores won their first game on the road this season against Saint Louis. It was Vanderbilt's first road win since defeating Texas A&M on February 15 last season and the first non-conference win on the road since December 6, 2012, in a win at Xavier.

SIKAM COMING ON

Senior forward James Siakam has started to come on as of late, averaging 12.0 points and 6.0 rebounds in the last eight games coming off the bench. For the season, the Douala, Cameroon, native is averaging 10.1 points and 5.6 rebounds per game, and is converting on 67.2% of his shots from the floor. He scored a season-high 20 points earlier this month against Western Carolina.

HIGH CONVERSION RATE

Vanderbilt has seven players making 50% or more of their shots from the floor, with Siakam leading the way at 67.1%. Josh Henderson (.619), Luke Kornet (.594), Shelby Moats (.571), Damian Jones (.562), Jeff Roberson (.513), and Wade Baldwin IV (.516) are also shooting above 50%. The Commodores are the most efficient team in the league, shooting 51.4% from the field, and are only attempting an average of 49.3 attempts per game, the least in the SEC. Arkansas leads the league with 63.6 attempts per game.

YOUNG DORES

According to KenPom.com, Vanderbilt is number 347 out of 351 Division I playing schools in terms of experience at 0.73 years. The average years of experience across the 351 schools is 1.71 years.



## LAST TIME OUT

## BOX SCORE VS. SAINT LOUIS



Official Basketball Box Score -- Game Totals -- Final Statistics  
**Vanderbilt vs Saint Louis**  
 12/31/14 1:00 p.m. at St. Louis, Mo. (Chaifetz Arena)



## Vanderbilt 70 • 9-3

##	Player	f	Total			3-Ptr			Rebounds			PF	TP	A	TO	Blk	Stl	Min
			FG-FGA	FG-FGA	FT-FTA	Off	Def	Tot	Off	Def	Tot							
11	ROBERSON, Jeff	f	2-5	0-2	3-3	1	3	4	2	7	1	1	1	0	0	22		
35	SIKAM, James	f	2-4	0-0	3-6	3	6	9	4	7	4	2	1	0	28			
30	JONES, Damian	c	5-13	0-0	5-7	2	4	6	1	15	0	5	2	0	31			
00	MITCHELL, Shelton	g	1-2	1-1	0-0	0	1	1	0	3	4	1	0	0	22			
13	LACHANCE, Riley	g	7-9	3-4	2-2	1	6	7	2	19	4	1	0	1	33			
03	KORNET, Luke	g	1-2	1-2	0-0	0	3	3	1	3	0	1	1	0	11			
04	BALDWIN IV, Wade	g	4-8	0-1	0-0	1	4	5	4	8	4	1	0	2	25			
05	FISHER-DAVIS, Matthe	g	1-1	1-1	0-0	1	0	1	2	3	1	1	0	0	18			
14	JOSEPHS, Carter	g	0-0	0-0	0-0	0	0	0	0	0	0	0	0	0	1			
34	MOATS, Shelby	g	0-0	0-0	1-2	0	1	1	0	1	0	0	0	0	1			
40	HENDERSON, Josh	g	2-2	0-0	0-0	0	0	0	2	4	0	1	0	0	8			
Team						0	2	2										
Totals			25-46	6-11	14-20	9	30	39	18	70	18	14	5	3	200			

FG % 1st Half: 13-22 59.1% 2nd half: 12-24 50.0% Game: 25-46 54.3%  
 3FG % 1st Half: 4-7 57.1% 2nd half: 2-4 50.0% Game: 6-11 54.5%  
 FT % 1st Half: 3-5 60.0% 2nd half: 11-15 73.3% Game: 14-20 70.0%

Deadball  
Rebounds  
2

## Saint Louis 55 • 8-5

##	Player	f	Total			3-Ptr			Rebounds			PF	TP	A	TO	Blk	Stl	Min
			FG-FGA	FG-FGA	FT-FTA	Off	Def	Tot	Off	Def	Tot							
04	YARBROUGH, Milik	f	5-9	1-2	2-4	1	3	4	3	13	2	2	0	1	24			
54	MANNING, John	c	0-1	0-0	0-1	0	3	3	3	0	2	1	0	0	22			
02	MCBROOM, Austin	g	5-9	3-6	2-2	0	1	1	0	15	2	1	0	1	33			
03	YACOUBOU, Ash	g	6-13	3-5	0-5	3	3	6	3	15	2	1	0	1	37			
05	ROBY, Davell	g	1-3	0-2	0-0	1	2	3	1	2	3	0	0	0	23			
00	BARTLEY, Marcus	g	0-0	0-0	0-0	0	0	0	0	0	1	1	0	0	4			
11	REYNOLDS, Miles	g	0-2	0-2	0-0	0	1	1	1	0	1	0	0	1	6			
14	JOLLY, Brett	g	1-1	0-0	0-0	0	0	0	1	2	0	0	0	0	3			
15	LANCONA, Tanner	g	0-4	0-3	0-0	0	0	0	1	0	0	1	0	0	5			
25	GILLMANN, Austin	g	2-6	0-2	0-0	0	0	0	3	4	0	1	0	0	12			
32	CRAWFORD, Mike	g	0-3	0-2	0-0	0	0	0	1	0	1	0	0	0	18			
35	AGBEKO, Reggie	g	0-4	0-0	4-4	4	1	5	2	4	0	0	0	0	13			
Team						1	2	3										
Totals			20-55	7-24	8-16	10	16	26	19	55	14	8	0	4	200			

FG % 1st Half: 11-26 42.3% 2nd half: 9-29 31.0% Game: 20-55 36.4%  
 3FG % 1st Half: 4-10 40.0% 2nd half: 3-14 21.4% Game: 7-24 29.2%  
 FT % 1st Half: 0-2 0.0% 2nd half: 8-14 57.1% Game: 8-16 50.0%

Deadball  
Rebounds  
3

Officials: James Luckie, Chuck Jones, Brent Hampton  
 Technical fouls: Vanderbilt-None. Saint Louis-None.  
 Attendance: 8194

Score by periods	1st	2nd	Total
Vanderbilt	33	37	70
Saint Louis	26	29	55

	In	Off	2nd	Fast	Bench
Points	Paint	T/O	Chance	Break	
VU	32	16	12	5	19
SLU	18	10	6	2	10

Last FG - VU 2nd-01:24, SLU 2nd-06:17.  
 Largest lead - VU by 17 2nd-10:58, SLU by 4 1st-17:40.  
 VU led for 33:21. SLU led for 03:37. Game was tied for 03:02.

Score tied - 3 times.  
 Lead changed - 2 times.

## RECAP

ST. LOUIS (AP) -- Riley LaChance put it all together. He was a big reason Vanderbilt won going away.

"For me, this is his best game," coach Kevin Stallings said after the Commodores beat Saint Louis 70-55. "He impacted the game on the boards, he impacted the game on the offensive end and he impacted the game on the defensive end.

"There's nothing in his system that allows him to back up."

LaChance made 3 of 4 from 3-point range and had 19 points, seven rebounds and four assists, and played a team-high 33 minutes.

James Siakam's dunk with 3:13 left capped an 8-0 run for Vanderbilt (9-3) that put the game comfortably out of reach at 64-49.

Saint Louis (8-5) trailed 50-33 midway through the second half but rallied with a 14-4 run to get back within seven.

LaChance was 7 of 9 from the field. Damian Jones added 15 points and six rebounds for the Commodores.

Achraf Yacoubou and Austin McBroom both had three 3-pointers and 15 points to lead the Billikens, rebuilding with five new starters. Milik Yarbrough added 13 points.

"We're not at the mile marker we want to be at, but we're on the right road," coach Jim Crews said "That's how I see it.

"Actually, I think we're further along, to be perfectly blunt."

The Commodores took control in the first half with a 27-14 lead with 7:14 remaining and finished the period shooting 59.6 percent. Saint Louis scored the last five points of the half, including one of Yacoubou's 3-pointers in the final seconds, to get the deficit down to 33-26.

After Vanderbilt's Jeff Roberson opened the second half with a layup, McBroom hit a 3 to get the Billikens as close as they would get the rest of the way at 35-29.

The Commodores shot 54.3 percent for the game with 6 of 11 from 3-point range and outrebounded Saint Louis 39-26.

The Billikens shot only 31.0 percent in the second half and 3 of 14 from long distance.



## 2014-15 Roster

No.	Name	Pos.	Ht.	Wt.	Cl.-Yr	Hometown (Previous School)
0	Shelton Mitchell	G	6-3	186	Fr. - 1st	Waxhaw, N.C. (Oak Hill Academy)
3	Luke Kornet	F	7-0	240	So. - 2nd	Lantana, Texas (Liberty Christian)
4	Wade Baldwin IV	G	6-3	195	Fr. - 1st	Belle Mead, N.J. (St. Joseph)
5	Matthew Fisher-Davis	G	6-5	173	Fr. - 1st	Charlotte, N.C. (Butler)
10	Nathan Watkins	G	6-5	195	Jr.-3rd	Brentwood, Tenn. (Ensworth School)
11	Jeff Roberson	F	6-6	206	Fr.-1st	Houston, Texas (The Kinkaid School)
12	Phillip McGloin	G	6-1	178	Fr.-1st	Washington, D.C. (Sidwell Friends)
13	Riley LaChance	G	6-2	194	Fr.-1st	Brookfield, Wis. (Brookfield Central)
14	Carter Josephs	G	6-0	180	Jr.-3rd	San Antonio, Texas (Tom C. Clark)
30	Damian Jones	F/C	6-10	248	So.-2nd	Baton Rouge, La. (Scotlandville Magnet)
34	Shelby Moats	F	6-8	221	Sr.-4th	Waconia, Minn. (Waconia)
35	James Siakam	F	6-7	225	R-Sr.-5th	Douala, Cameroon (Brehm Prep (Ill.))
40	Josh Henderson	C	6-11	240	R-Sr.-5th	Roanoke, Va. (Cave Spring)
42	Nolan Cressler	G	6-4	204	F-So.-3rd	Pittsburgh, Pa. (Cornell/Plum HS)

### COACHING STAFF

Head Coach..... **Kevin Stallings** (Purdue, 1982) - 16th  
 Assistant Coach..... **Adam Cohen** (Arizona, 2008) - 1st  
 Assistant Coach..... **Derrick Jones** (Samford, 2001) - 1st  
 Assistant Coach..... **Tom Richardson** (St. Xavier (Ill.), 1977) - 12th  
 Director of Operations..... **Dan Cage** (Vanderbilt, 2007) - 5th  
 Director of Video Operations.. **Julian Terrell** (Vanderbilt, 2006) - 2nd

### SUPPORT STAFF

Athletic Communications Dir. .... **Andy Boggs** (Florida State, 1998)  
 Academic Support..... **Neal Clark** (Kentucky, 1992)  
 Athletic Trainer..... **Shannon Gordon** (Indiana State, 1992)  
 Strength and Conditioning..... **Garry Christopher** (Baylor, 2009)

### PRONUNCIATION GUIDE

Jeff Roberson..... **ROE-ber-son**  
 James Siakam..... **See-OCK-em**

### ROSTER BY CLASS

#### Seniors (3)

**Josh Henderson**..... Roanoke, Va.  
**Shelby Moats**..... Waconia, Minn.  
**James Siakam**..... Douala, Cameroon

#### Juniors (2)

**Carter Josephs**..... San Antonio, Texas  
**Nathan Watkins**..... Nashville, Tenn.

#### Sophomores (3)

**Damian Jones**..... Baton Rouge, La.  
**Luke Kornet**..... Lantana, Texas  
**Nolan Cressler**..... Pittsburgh, Pa.

#### Freshman (6)

**Wade Baldwin IV**..... Belle Mead, N.J.  
**Matthew Fisher-Davis**..... Charlotte, N.C.  
**Riley LaChance**..... Brookfield, Wisc.  
**Phillip McGloin**..... Washington, D.C.  
**Shelton Mitchell**..... Waxhaw, N.C.  
**Jeff Roberson**..... Houston, Texas



## MEMORIAL MAGIC - THE HOME TO VANDERBILT HOOPS SINCE 1952

## HISTORIC MEMORIAL GYMNASIUM IN 63RD SEASON

Storied Memorial Gymnasium is in its 63rd season as the host venue of Vanderbilt basketball. The SEC's most historic hoops setting has played host to more than 850 men's contests as well as the 1984 and 1991 SEC Tournaments and 40 men's and women's NCAA Tournament contests (since the early 1980s).

As the oldest gymnasium in the SEC, Memorial Gymnasium is renowned for its end zone benches, raised floor and unique atmosphere. It was dedicated in 1952 as a memorial to all Vanderbilt men and women who served in World War II. It was built by the late master architect Edwin Keeble, who was commissioned to build a combination gymnasium/concert hall.

<b>.781</b>	All-time winning percentage at Memorial Gym (750-210).
<b>204</b>	Career wins at Memorial Gym for Kevin Stallings, and is the facility's all-time wins leader.
<b>.899</b>	Winning percentage against non-conference opponents since 1990 (195-22).
<b>128-15</b>	Stallings' non-conference record at home.
<b>6</b>	Undefeated seasons at home.

## Winningest Coaches at Memorial Gymnasium

Coach	Yrs	Record
<b>1 Kevin Stallings (2000-Present)</b>	<b>16</b>	<b>204-60</b>
2. Roy Skinner (1959, 1962-76)	16	181-41
3. Bob Polk (1948-58, 1960-61)	8	96-15
4. C.M. Newton (1982-89)	8	91-37
5. Jan van Breda Kolff (1994-99)	6	75-20
6. Eddie Fogler (1990-93)	4	54-12

## Stallings' Year-By-Year Record At Memorial Gym

Year	Won	Lost
2014-15	7	1
2013-14	10	6
2012-13	9	6
2011-12	13	5
2010-11	14	3
2009-10	14	2
2008-09	13	4
2007-08	19	0
2006-07	14	3
2005-06	10	6
2004-05	17	2
2003-04	15	2
2002-03	10	6
2001-02	13	4
2000-01	12	7
1999-00	14	3

## ANNUAL ATTENDANCE FIGURES

Year	All Games	Attendance	Average	NCAA Rank	SEC Games	SEC Attendance	Average
2014-15	8	63,839	7,980	-	-	-	-
2013-14	16	152,539	9,534	45	9	92,455	10,273
2012-13	15	159,557	10,637	36	9	100,986	11,221
2011-12	18	246,561	13,698	18	8	112,368	14,046
2010-11	17	234,632	13,802	18	8	114,346	14,293
2009-10	16	217,965	13,623	21	8	113,539	14,192
2008-09	17	225,686	13,276	25	8	112,833	14,104
2007-08	19	254,954	13,418	22	8	113,713	14,214
2006-07	17	204,511	12,030	31	8	109,043	13,630
2005-06	16	195,159	12,197	24	8	108,258	13,532
2004-05 <sup>^</sup>	19	191,678	10,088	43	8	105,357	13,170
2003-04	17	192,301	11,312	33	8	106,990	13,374
2002-03	16	153,123	9,570	46	8	96,906	12,113
2001-02	17	150,325	8,843	50	8	93,873	11,734
2000-01	19	186,468	9,814	45	8	102,055	12,757
1999-00*	18	197,770	10,987	30	8	106,741	13,343
1998-99	16	192,538	12,034	26	8	106,128	13,266
1997-98	16	213,974	13,373	21	8	117,819	14,727
1996-97	16	207,771	12,986	25	8	120,214	15,027
1995-96	18	226,354	12,575	28	8	112,996	14,125
1994-95	13	183,042	14,080	17	8	118,932	14,867
1993-94	16	223,997	14,000	15	8	121,345	15,168
1992-93	14	212,156	15,154	11	8	122,536	15,317
1991-92	17	210,585	12,387	29	8	115,104	14,388
1990-91	16	214,638	13,415	19	9	133,482	14,831
1989-90	19	259,992	13,684	18	9	136,136	15,126
1988-89	15	224,657	14,977	13	9	137,212	15,246
1987-88	16	223,747	13,984	14	9	138,393	15,377
1986-87	17	226,343	13,314	14	9	130,854	14,539
1985-86	15	200,806	13,387	14	9	128,059	14,229
1984-85	16	194,390	12,149	17	9	122,514	13,613
1983-84	18	249,292	13,850	10	9	135,546	15,050
1982-83	17	237,584	13,976	9	9	135,418	15,046
1981-82	14	202,225	14,445	9	9	131,699	14,633
1980-81	15	227,478	15,165	9	9	136,436	15,160
1979-80	15	228,029	15,202	5	9	138,754	15,417
1978-79	14	215,330	15,380	5	9	139,930	15,547
1977-78	14	207,375	14,813	5	9	134,232	14,915
1976-77	15	211,966	14,131	4	9	149,108	16,568
1975-76	13	180,901	13,915	-	9	135,375	15,042
1974-75	12	178,527	14,877	-	9	134,304	14,923
1973-74	12	182,728	15,227	-	9	140,252	15,584
1972-73	12	173,567	14,464	-	9	131,193	14,577
1971-72	12	156,778	13,065	-	9	120,172	13,352
1970-71	12	170,634	14,220	-	9	130,260	14,473
1969-70	12	176,763	14,730	-	9	135,745	14,861
1968-69	12	126,896	10,575	-	9	95,300	10,589
1967-68	12	129,722	10,810	-	9	96,274	10,697
1966-67	12	105,492	8,791	-	9	79,173	8,797
1965-66	12	106,022	8,835	-	9	62,368	8,910
1964-65	12	98,821	8,235	-	9	65,712	8,214
1963-64	12	84,827	7,069	-	6	35,684	5,947
1962-63	12	75,261	6,272	-	6	46,183	6,598
1961-62	13	73,640	5,665	-	8	47,357	5,920
1960-61	13	74,187	5,707	-	7	45,549	6,507
1959-60	14	76,199	5,443	-	8	46,064	5,758

<sup>^</sup> First year capacity increased from 14,168 to 14,316; \* First year capacity decreased from 15,311 to 14,168



## VANDERBILT BASKETBALL QUICK HITTERS

- This is the 112th year of Vanderbilt basketball, with the first season taking place in 1900-01. There were no teams in 1904-05 and 1905-06.
- The Commodores have been to 13 NCAA Tournaments and 11 NIT's. Vanderbilt advanced to the Elite 8 in 1965 (field of 23), and the Sweet 16 in 1988, 1993, 2004, and 2007. The Commodores captured the NIT Championship in 1990 and finished runner-up in 1994.
- The Commodores are a charter member of the SEC, with the 2014-15 season being the 81st year in the conference.
- Vanderbilt is the only private institution in the SEC with the lowest enrollment of any of the 14 schools (6,738).
- Vanderbilt's Perry Wallace became the first African-American scholarship basketball player in the SEC when he took the court in 1967.
- The Commodores have 43 career 1,000-point scorers, with Shan Foster (2004-08) the all-time leading scorer with 2,011 career points.
- Vanderbilt has had 12 All-Americans since 1950. They are: Billy Joe Adcock (1950), Clyde Lee (1965), Tom Hagan (1969), Jan van Breda Kolff (1974), Will Perdue (1988), Billy McCaffrey (1993), Dan Langhi (2000), Matt Freije (2004), Derrick Byars (2007), Shan Foster (2008), and John Jenkins (2011).
- The Commodores had three players drafted in the first 31 picks of the 2012 NBA Draft - John Jenkins, Atlanta, 23rd pick, Festus Ezeli, Golden State, 30th pick, Jeffery Taylor, Charlotte, 31st pick - the most by the Commodores in one draft. In all, 35 Vanderbilt players have been selected in the NBA Draft since 1950.
- The Commodores ended a 61-year SEC Tournament drought in 2012 by claiming the tournament championship in New Orleans, the team's first SEC championship since 1951.
- Coach Stallings is the winningest coach in Vanderbilt history after surpassing legendary mentor Roy Skinner on November 15, 2013, against Lipscomb.
- Stallings has led his Commodore teams to 10 postseason tournaments since his arrival in 1999 and has had seven 20+-win seasons. His 2004 and 2007 teams advanced to the Sweet 16 for the first time since the tournament expanded to 64+ teams.
- Stallings has appeared in the NCAA Tournament six times, including a stretch of three consecutive appearances from 2010-2012. It was the first time in school history that Vanderbilt has advanced to three consecutive NCAA Tournaments.
- All three of the university's top all-time scorers played for Coach Stallings (Foster, Jeffery Taylor, Matt Freije). John Jenkins, who is 10th on the list, also played for him.
- Vanderbilt's intercollegiate athletics teams are nicknamed the Commodores, in honor of the nickname given to founder Cornelius Vanderbilt, who made his fortune in shipping. Vanderbilt donated \$1 million to begin "Central University" in 1875 - the campus was later renamed for Cornelius because of his generosity. Cornelius never stepped foot on the campus that bears his namesake.

## INS AND OUTS

Career Games Played			
Player	Games	Starts	Cons. Starts
Shelby Moats	83	10	0
James Siakam	81	31	2
Josh Henderson	60	24	0
Damian Jones	43	40	40
Luke Kornet	42	12	0
Carter Josephs	31	1	0
Nathan Watkins	20	0	0
Wade Baldwin IV	12	5	0
Riley LaChance	12	12	12
Shelton Mitchell	12	7	2
Jeff Roberson	12	12	12
Matthew Fisher-Davis	11	0	0
Philip McGloin	2	0	0

Double-Digit Scoring Games			
Player	Career (Record)	'14-15	Cons.
Damian Jones	31 (17-14)	11 (8-3)	8 (5-3)
Josh Henderson	12 (7-5)	1 (0-1)	-
James Siakam	13 (10-3)	7 (5-2)	-
Luke Kornet	9 (6-3)	6 (4-2)	-
Riley LaChance	8 (7-1)	8 (7-1)	1 (1-0)
Wade Baldwin IV	3 (3-0)	3 (3-0)	-
Matthew Fisher-Davis	1 (1-0)	1 (1-0)	-

Double-Digit Rebounding Games			
Player	Career	'14-15	Cons.
Damian Jones	5 (2-3)	1 (1-0)	-
James Siakam	4 (3-1)	-	-
Shelby Moats	1 (0-1)	-	-

Double-Digit Assist Games			
Player	Career	'14-15	Cons.
Wade Baldwin IV	1 (1-0)	1 (1-0)	-

Double-Doubles			
Player	Career	'14-15	Cons.
Damian Jones	6 (2-4)	1 (1-0)	-
James Siakam	3 (3-0)	-	-

2014-15 Lineup Record	
Mitchell, LaChance, Roberson, Kornet, Jones	4-1
Baldwin, LaChance, Roberson, Kornet, Jones	3-2
Mitchell, LaChance, Roberson, Siakam, Jones	2-0

## PRESEASON SEC POLL

PRESEASON MEDIA POLL -- PTS	
Kentucky (20)	280
Florida	258
Arkansas	226
LSU	223
Georgia	204
Ole Miss	168
Missouri	123
Auburn	113
Texas A&M	111
Alabama	109
<b>Vanderbilt</b>	<b>89</b>
South Carolina	86
Tennessee	75
Mississippi State	35

### \*First-Place Votes in Parentheses

### MEDIA VOTE - PRESEASON ALL-SEC FIRST TEAM ALL-SEC

- Bobby Portis - Arkansas, F, 6-11, 242, So., Little Rock, Ark.
- Michael Frazier II - Florida, G, 6-4, 194, Jr., Tampa, Fla.
- Aaron Harrison - Kentucky, G, 6-6, 212, So., Richmond, Texas
- Jordan Mickey - LSU, F, 6-8, 235, So., Dallas, Texas
- Jarvis Summers - Ole Miss, G, 6-3, 186, Sr., Jackson, Miss.

### SECOND TEAM ALL-SEC

- Charles Mann - Georgia, G, 6-5, 215, Jr., Alpharetta, Ga.
- Willie Cauley-Stein - Kentucky, F, 7-0, 240, Jr., Olathe, Kan.
- Andrew Harrison - Kentucky, G, 6-6, 210, So., Richmond, Texas
- Alex Poythress - Kentucky, F, 6-8, 238, Jr., Clarksville, Tenn.
- Karl-Anthony Towns - Kentucky, F, 6-11, 250, Fr., Piscataway, N.J.

SEC Player of the Year: Aaron Harrison, Kentucky

## SEC STANDINGS

### 2014-15 SEC STANDINGS (1/2)

	SEC	Pct.	All	Pct.
Kentucky	0-0	.000	13-0	1.000
Arkansas	0-0	.000	10-2	.833
LSU	0-0	.000	10-2	.833
<b>Vanderbilt</b>	<b>0-0</b>	<b>.000</b>	<b>9-3</b>	<b>.750</b>
Alabama	0-0	.000	9-3	.750
Texas A&M	0-0	.000	8-3	.727
South Carolina	0-0	.000	8-3	.727
Georgia	0-0	.000	8-3	.727
Ole Miss	0-0	.000	8-4	.667
Tennessee	0-0	.000	8-4	.667
Florida	0-0	.000	7-5	.583
Auburn	0-0	.000	7-5	.583
Miss. State	0-0	.000	6-6	.500
Missouri	0-0	.000	5-7	.417

## SEC STATS

### VU TEAM SEC RANKINGS (1/2)

Category	Rank	All
Scoring	5th	(73.4)
Scoring Defense	5th	(60.5)
Scoring Margin	4th	(+12.9)
FT%	6th	(.714)
FG%	1st	(.514)
FG% Defense	5th	(.386)
3FG%	2nd	(.402)
3FG% Defense	3rd	(.292)
3FG Made	5th	(6.5)
Rebound Margin	5th	(+5.5)
Blocks	5th	(4.8)
Assists	3rd	(16.8)
Steals	14th	(4.5)
Turnover Margin	T-13th	(-2.3)
Assist/TO Ratio	4th	(1.2)

### VU INDIVIDUAL SEC RANKINGS (1/2)

<b>Damian Jones</b>	<b>Total</b>
Scoring	T-5th (16.4)
Rebounding	6th (7.0)
FG%	2nd (.562)
Blocks	5th (1.8)
Off. Rebounds	9th (2.4)
Def. Rebounds	6th (4.6)
<b>Luke Kornet</b>	<b>Total</b>
Blocks	T-9th (1.4)
<b>Wade Baldwin IV</b>	<b>Total</b>
Assists	T-3rd (4.8)
A/TO	2nd (2.9)
Def. Rebounds	T-7th (4.4)
<b>Shelton Mitchell</b>	<b>Total</b>
Assists	T-3rd (4.8)
A/TO	10th (2.0)
<b>Riley LaChance</b>	<b>Total</b>
3FG%	1st (.417)
3FG Made	4th (2.1)
Minutes Played	8th (32.2)
<b>James Siakam</b>	<b>Total</b>
Off. Rebounds	6th (2.8)





Game 4 • Nov. 25, 2014

Norfolk State..... 53
at Vanderbilt..... 63
Nashville, Tenn. (Memorial Gym)

Table with columns: # Player, FG-FGA, 3-Pr, FT-FTA, Rebounds, PF, TP, A TO Bk, Stl, Min. Includes player stats for Norfolk State and Vanderbilt.

Summary statistics for Game 4, including FG % 1st half, 2nd half, 3FG % 1st half, 2nd half, FT % 1st half, 2nd half, and game totals.

Officials: Mike Nance, Todd Austin, Rick Hartzell. Technical fouls: Norfolk State-None, Vanderbilt-None. Attendance: 7594. Score by periods table.

Game 5 • Nov. 28, 2014

Vanderbilt..... 65
vs. Rutgers..... 68
Brooklyn, N.Y. (Barclays Center)

Table with columns: # Player, FG-FGA, 3-Pr, FT-FTA, Rebounds, PF, TP, A TO Bk, Stl, Min. Includes player stats for Vanderbilt and Rutgers.

Summary statistics for Game 5, including FG % 1st half, 2nd half, 3FG % 1st half, 2nd half, FT % 1st half, 2nd half, and game totals.

Officials: Joe DeRosa, Rick Crawford, Jose Carrion. Technical fouls: Vanderbilt-None, Rutgers-None. Attendance: Barclays Center Classic Presented by Continental Tire. Score by periods table.

Game 6 • Nov. 29, 2014

LaSalle..... 55
vs. Vanderbilt..... 68
Brooklyn, N.Y. (Barclays Center)

Table with columns: # Player, FG-FGA, 3-Pr, FT-FTA, Rebounds, PF, TP, A TO Bk, Stl, Min. Includes player stats for LaSalle and Vanderbilt.

Summary statistics for Game 6, including FG % 1st half, 2nd half, 3FG % 1st half, 2nd half, FT % 1st half, 2nd half, and game totals.

Officials: Joe DeRosa, Rick Crawford, Jose Carrion. Technical fouls: LaSalle-None, Vanderbilt-None. Attendance: Barclays Center Classic Presented by Continental Tire. Score by periods table.

NASHVILLE - On a night when Vanderbilt reached a 3-point milestone, the long-range shot played an important role in keeping the Commodores undefeated.

Vanderbilt made nine 3-pointers in a 63-53 win over Norfolk State in the preliminary round of the Barclays Center Classic.

The Commodores have made at least one 3-pointer in 900 consecutive games, dating back to the inception of the shot in 1986.

UNLV and Princeton are the only other college teams to make a 3-pointer in every game since the shot was implemented.

Freshmen guards Riley LaChance and Wade Baldwin IV led Vanderbilt with three 3-pointers apiece. Baldwin led four Commodores in double figures with 13 points.

LaChance added 12 and Matthew Fisher-Davis and James Siakam 11 each.

Vanderbilt is off to a 4-0 start for the first time since 2007 when it opened with 16 straight wins.

The Commodores, one of the top shooting teams in the Southeastern Conference, hit 44 percent. They cooled off in the second half after hitting 63.2 percent in the first 20 minutes.

Norfolk State (2-3), a Mid-Eastern Athletic Conference member, struggled offensively, hitting 32.1 from the floor. Jeff Short was held to five points, 12.3 below his average, as he hit 2 of 11 from the floor.

D'Shon Taylor led the Spartans with 19 points and Malik Thomas added 13.

Vanderbilt's Damian Jones, who entered the game as the Southeastern Conference's second-leading scorer at 19.3 points per game, scored six points. Teammate Luke Kornet, who scored a career-high 24 points in Sunday's win over Tennessee State, had a quiet night with five points.

Norfolk State jumped out to an 11-8 lead before Vanderbilt answered with a 12-0 run to take a 20-11 advantage.

It was the Commodores' first game against a team outside of Nashville after opening up at home against Trevecca, Lipscomb and Tennessee State.

BROOKLYN, N.Y. - Myles Mack had a severe toothache. Kadeem Jack was recuperating from a sprained right thumb.

The prescription, according to Rutgers Eddie Jordan, was a win.

Mack scored 10 of his 21 points in the second half, and Jack added 20 points and eight rebounds to lead Rutgers to a 68-65 win over Vanderbilt in the first semifinal of the Barclays Center Classic.

"Both of these guys are battling some physical issues," Jordan said. "Myles had a serious toothache all day today, probably still has it. We had to rush him to the dentist and Kadeem is still recovering from his thumb and his conditioning. So what they did today was remarkable."

Mike Williams and Junior Etou had 11 and 10 for the Scarlet Knights (3-2), who bounced back from a 68-50 loss to St. Peter's Tuesday night.

Vanderbilt (4-1) lost for the first time in the 2014-15 campaign. Damian Jones led the Commodores with 23 points. Luke Kornet had 14 points and James Siakam added 10.

The Commodores had three chances to win late in regulation, but Shelton Mitchell missed a driving layup and Siakam couldn't convert the putback. Following an inbound, Mitchell had the ball stolen by Mack, who was fouled by Matthew Fisher-Davis. Mack made one of two free throws, and Rutgers knocked away the inbound pass to seal the win.

"We talked about several things we did not accomplish," Stallings said. "We came out of timeouts on four occasions where we made a call and messed it up. That shouldn't be the case. We didn't play well enough to win."

"That is my biggest source of disappointment." The first ever matchup between the SEC and Big 10 programs was an evenly contested affair throughout, with the biggest advantage for either team being Rutgers' 29-18 lead in the first half. Vanderbilt's 13-2 run in the final 6:12 of the first half forced a 31-31 tie at halftime. Jones and Siakam combined for 11 of the Commodores' 13 points in the surge.

Vanderbilt took a 55-52 lead on Kornet's left-side 3 with 7:49 left in regulation. The basket was the culmination of an 8-0 run.

BROOKLYN, N.Y. - To hear Kevin Stallings tell it, Damian Jones may be Vanderbilt's most indispensable player.

La Salle may agree with his viewpoint.

Jones' 16 points led four players in double-figure as Vanderbilt topped La Salle 68-55 in the consolation game of the Barclays Center Classic.

"Damian was pretty effective," Stallings said. "I thought he was very, very effective especially early on when we were able to take control of the game. He's getting better and better. The better he gets, of course the better it will be for our team."

Riley LaChance had 14, and Luke Kornet and James Siakam added 10 apiece as Vanderbilt improved to 5-1.

La Salle's Jarrell Wright led all scorers with 19 points, but the Explorers fell to 4-2 with their second loss in as many games. Steve Zack added 11 points.

"We need to get better," La Salle coach Dr. John Giannini said. "We came here to be tested and frankly we failed our test this weekend."

Vanderbilt turned its 30-20 halftime lead into a 17-point advantage (45-28) after Kornet's left-wing 3 4:14 into the second half. La Salle wouldn't get closer than 12 the rest of the way. Despite shooting 43.1 percent from the field.

Among the primary reasons was the Commodores proficiency from the foul line. Vanderbilt made six-of-nine from the stripe in the second half, including making five in the final 3:36. The Commodores finished 12-of-16 from the line

Wade Baldwin IV made five-of-six from the line for Vanderbilt. Jones was four-for-five, while Jeff Roberson was three-for-four.

By comparison, La Salle was only 7-for-11 from the line.

Vanderbilt also took care of the ball, committing just seven turnovers while recording 14 assists on 26 baskets. Baldwin and Shelton Mitchell tied La Salle's D.J. Peterson with a game-high four assists.

But La Salle committed 10 turnovers against 11 assists.



Game 7 • Dec. 4, 2014

Baylor ..... 66
at Vanderbilt ..... 63
Nashville, Tenn. (Memorial Gym)

Baylor 66 • 7-1

Player statistics for Baylor: #, Player, FG, 3-PT, Rebounds, PF, TP, A, TO, Blk, Stl, Min.

FG % 1st Half: 43.3% 2nd Half: 47.8% Game: 45.3%
3FG % 1st Half: 50.0% 2nd Half: 56.7% Game: 55.6%
FT % 1st Half: 66.7% 2nd Half: 54.5% Game: 57.4%

Vanderbilt 63 • 5-2

Player statistics for Vanderbilt: #, Player, FG, 3-PT, Rebounds, PF, TP, A, TO, Blk, Stl, Min.

FG % 1st Half: 37.5% 2nd Half: 50.0% Game: 43.8%
3FG % 1st Half: 20.0% 2nd Half: 14.3% Game: 17.6%
FT % 1st Half: 8.3% 2nd Half: 13.5% Game: 7.8%

Officials: Ron Groover, Damon George, Don Dalry
Technical fouls: Baylor-None, Vanderbilt-None.
Attendance: 7140

Score by periods table for Baylor vs Vanderbilt.

Game 8 • Dec. 13, 2014

Purdue ..... 71
at Vanderbilt ..... 81
Nashville, Tenn. (Memorial Gym)

Purdue 71 • 8-3

Player statistics for Purdue: #, Player, FG, 3-PT, Rebounds, PF, TP, A, TO, Blk, Stl, Min.

FG % 1st Half: 48.0% 2nd Half: 46.7% Game: 47.3%
3FG % 1st Half: 33.3% 2nd Half: 20.0% Game: 27.3%
FT % 1st Half: 85.7% 2nd Half: 62.5% Game: 69.6%

Vanderbilt 81 • 6-2

Player statistics for Vanderbilt: #, Player, FG, 3-PT, Rebounds, PF, TP, A, TO, Blk, Stl, Min.

FG % 1st Half: 63.0% 2nd Half: 52.4% Game: 58.3%
3FG % 1st Half: 66.7% 2nd Half: 62.5% Game: 64.3%
FT % 1st Half: 66.7% 2nd Half: 64.7% Game: 65.6%

Officials: Ted Valentine, Gerry Pollard, Jim Burr
Technical fouls: Purdue-None, Vanderbilt-None.
Attendance: 9565

Score by periods table for Purdue vs Vanderbilt.

Points in Paint, Turnovers, Fouls, and Bench statistics for Purdue vs Vanderbilt.

Last FG - PURDUE 2nd-00:11, VU 2nd-06:06.
Largest lead - PURDUE by 1 at 15:29, VU by 22 2nd-12:31.
Purdue led for 01:00, VU led for 37:21. Game was tied for 01:22.

Game 9 • Dec. 16, 2014

Western Carolina ..... 79
at Vanderbilt ..... 99
Nashville, Tenn. (Memorial Gym)

Western Carolina 79 • 3-7

Player statistics for Western Carolina: #, Player, FG, 3-PT, Rebounds, PF, TP, A, TO, Blk, Stl, Min.

FG % 1st Half: 62.1% 2nd Half: 42.9% Game: 52.6%
3FG % 1st Half: 66.7% 2nd Half: 25.0% Game: 47.1%
FT % 1st Half: 100.0% 2nd Half: 60.0% Game: 64.7%

Vanderbilt 99 • 7-2

Player statistics for Vanderbilt: #, Player, FG, 3-PT, Rebounds, PF, TP, A, TO, Blk, Stl, Min.

FG % 1st Half: 41.7% 2nd Half: 69.6% Game: 55.3%
3FG % 1st Half: 57.1% 2nd Half: 57.1% Game: 47.4%
FT % 1st Half: 76.3% 2nd Half: 100.0% Game: 88.4%

Officials: Antonio Petty, James Breeding, Pat Adams
Technical fouls: Western Carolina-Justin Browning, Vanderbilt-TEAM.
Attendance: 7504

Score by periods table for Western Carolina vs Vanderbilt.

Points in Paint, Turnovers, Fouls, and Bench statistics for Western Carolina vs Vanderbilt.

Last FG - WCU 2nd-01:27, VU 2nd-02:20.
Score tied - 5 times.
Lead changed - 6 times.

NASHVILLE - Baylor's 3-point shooters were too much for Vanderbilt.

The Bears made 10 of 18 shots from beyond the 3-point arc, leading Baylor to a 66-63 win over Vanderbilt in the Big 12/SEC Challenge at Memorial Gym.

Baylor forward Royce O'Neale scored 22 points and Taurean Prince added 19. O'Neale made four 3-pointers and Prince added three.

O'Neale, a 6-foot-6 forward, made 9 of 11 from the floor, including 4 of 5 from beyond the 3-point stripe.

Baylor (7-1) recorded its second road win over an SEC opponent, including a victory at South Carolina two weeks ago.

Vanderbilt's Damian Jones made two free throws to narrow the deficit to 65-63 with 15 seconds left.

Baylor's Lester Medford hit 1 of 2 free throws to increase the Bears' lead to 66-63 with 14.4 seconds left.

Vanderbilt's Riley LaChance missed a 3-pointer from the top of the key with 1 second left as the ball bounced off the glass.

James Siakam's layup narrowed Baylor's lead to 61-59 with 1:41 left, but he couldn't convert the three-point play after missing a foul shot.

Jones, who entered the game as the Southeastern Conference's fourth-leading scorer, led Vanderbilt with 21 points. Luke Kornet, a 7-foot sophomore forward, added 13.

Vanderbilt made a 15-8 run in the second half to narrow Baylor's lead to 51-50.

A put-back by Siakam gave Vanderbilt its first lead, 54-53, since early in the game, prompting Baylor coach Scott Drew to call a timeout with 6:10 left.

Prince hit two free throws to put Baylor back on top, 55-54, with 5:22 left.

Vanderbilt cut the deficit to 48-46 with 9:33 left, but Al Freeman hit a 3-pointer to put Baylor up by five.

Baylor broke a 12-all tie with an 8-0 run to take control in the first half, and the Bears stretched their advantage to 34-25 by halftime.

Prince led the way in the early going with 13 points in the first half and O'Neale added 12.

Baylor hit 6 of its first 12 shots from beyond the 3-point arc.

NASHVILLE - Riley LaChance looks like an ordinary freshman, but there was nothing ordinary about the way he played vs. Purdue.

The 6-foot-2 guard scored a career-high 26 points, leading Vanderbilt to an 81-71 win over Purdue at Memorial Gym.

"He's a little bit of an unlikely looking guy, but he's got some dirty in him - a good dirty and some nasty," Commodores coach Kevin Stallings said. "I like Riley. He just kind of has a knack and he doesn't have much fear. He's a fearless kid that really believes in himself."

LaChance hit 9 of 13 from the floor, including three 3-pointers, and all five of his foul shots. His last 3-pointer came from 37 feet to give Vanderbilt a 72-58 lead as Purdue was mounting a comeback.

It was the most points by a Vanderbilt freshman since A.J. Ogilvy scored 27 against Auburn in 2008.

Vanderbilt (6-2) ended a four-game losing streak against the Big Ten, earning its first win since an NIT victory over Indiana in 2005.

It was Vanderbilt's first game in nine days after taking time off for final exams.

Vanderbilt's Damian Jones added 15 points and James Siakam had 12.

It was the first road game for the Boilermakers (8-3), who are 6-1 at home and 2-1 on neutral courts.

Purdue is 6-16 on the road during the last two seasons, including losses in its last seven away games last year.

It was the first meeting between the schools since Vanderbilt beat Purdue in 1965.

Raphael Davis led four Boilermakers in double figures with 15 points. Isaac Haas added 13, Kendall Stephens had 11 and Bryson Scott had 10.

The Commodores hit 9 of 14 from beyond the 3-point arc.

Both teams featured young lineups that each included three freshmen starters.

Vanderbilt freshmen guards Wade Baldwin IV and Shelton Mitchell helped generate offense from the backcourt with six assists apiece.

NASHVILLE - A freshman guard, an unselfish senior and one of the Southeastern Conference's top post players helped fuel a Vanderbilt comeback.

Guard Riley LaChance tied a career high with 26 points as the Commodores rallied in the second half to beat Western Carolina 99-79, handing the Catamounts their fourth straight loss.

After trailing by as many as 12 points in the first half, the Commodores (7-2) took control with a 16-2 run early in the second half.

LaChance had five 3-pointers as he hit 8 of 12 from the floor. He was named Southeastern Conference Freshman of the Week after scoring 26 points in Saturday's win over Purdue.

"He loves the fight," Commodores coach Kevin Stallings said. "He walks towards the fight. I like guys that walk towards the fight. I'm not big on those guys that walk away from it."

James Siakam, a senior forward, added 20 points and seven rebounds off the bench.

Damian Jones, a 6-foot-10 sophomore who entered the game as the SEC's third-leading scorer, added 16 for the Commodores.

Vanderbilt started to pull away after a technical foul on Western Carolina's Justin Browning.

Rhett Harrelson led the Catamounts (3-7) with 22 points, including six 3-pointers, and Torron Brummitt scored 17. Mike Brown scored 14.

Vanderbilt fans booed whenever Harrelson touched the ball after he had a fiery verbal exchange with Commodores guard Wade Baldwin IV late in the first half.

It was the most points Vanderbilt has scored since a 102-76 win over Mississippi in 2012.

Vanderbilt's bench outscored Western Carolina's 33-15, and the Commodores outrebounded the Catamounts 34-18 and hit 38 of 43 from the foul line.

Vanderbilt took its first lead, 47-46, since early in the first half when Damian Jones sank two free throws with 18:14 left.

Western Carolina broke a 12-all tie with an 8-0 spurt to take a 20-12 lead midway through the first half.

The Catamounts, who made their first five 3-point attempts, expanded their lead to 28-16 when Harrelson buried his fourth straight 3-pointer.

Western Carolina led by 10 when the Commodores closed with a 13-6 run, narrowing the gap to 44-41 at halftime. It was the most points Vanderbilt has allowed in the first half all season and only the second time the Commodores have trailed.



Game 10 • Dec. 20, 2014

Vanderbilt..... 60
at Georgia Tech..... 65
Atlanta, Ga. (McCamish Pavilion)

Vanderbilt 60 • 7-3

Table with columns: #, Player, FG, 3-PT, FT, Rebounds, PF, TP, A, TO, Blk, Stl, Min. Lists stats for players like KORNET, Luke and ROBERSON, Jeff.

FG % 1st Half: 12-22 54.5% 2nd half: 9-23 39.1% Game: 21-45 46.7%
3FG % 1st Half: 3-8 37.5% 2nd half: 0-7 0.0% Game: 3-15 20.0%
FT % 1st Half: 6-8 75.0% 2nd half: 9-12 75.0% Game: 15-20 75.0%

Georgia Tech 65 • 8-2

Table with columns: #, Player, FG, 3-PT, FT, Rebounds, PF, TP, A, TO, Blk, Stl, Min. Lists stats for players like Mitchell, Charles and Stephens, Quinton.

FG % 1st Half: 10-36 27.8% 2nd half: 16-31 51.6% Game: 26-67 38.8%
3FG % 1st Half: 3-8 37.5% 2nd half: 2-10 20.0% Game: 5-18 27.8%
FT % 1st Half: 3-3 100.0% 2nd half: 6-10 60.0% Game: 9-13 69.2%

Officials: Joe Lindsay, Jamie Luckie, Brian Shey
Technical Fouls: Vanderbilt-None, Georgia Tech-None.
Attendance: 6082
Time of Game: 2:00

Score by periods table with columns: 1st, 2nd, Total. Shows Vanderbilt 33, 27, 60 and Georgia Tech 25, 40, 65.

Game 11 • Dec. 22, 2014

Penn ..... 50
at Vanderbilt ..... 79
Nashville, Tenn. (Memorial Gym)

Penn 50 • 3-6

Table with columns: #, Player, FG, 3-PT, FT, Rebounds, PF, TP, A, TO, Blk, Stl, Min. Lists stats for players like LUIS, Greg and NELSON-HENRY, Darien.

FG % 1st Half: 11-28 39.3% 2nd half: 8-27 29.6% Game: 19-55 34.5%
3FG % 1st Half: 4-10 40.0% 2nd half: 1-9 11.1% Game: 5-19 26.3%
FT % 1st Half: 3-7 42.9% 2nd half: 4-6 66.7% Game: 7-13 53.8%

Vanderbilt 79 • 8-3

Table with columns: #, Player, FG, 3-PT, FT, Rebounds, PF, TP, A, TO, Blk, Stl, Min. Lists stats for players like ROBERSON, Jeff and SIAKAM, James.

FG % 1st Half: 13-23 56.5% 2nd half: 8-27 29.6% Game: 21-50 42.0%
3FG % 1st Half: 2-6 33.3% 2nd half: 3-6 50.0% Game: 5-12 41.7%
FT % 1st Half: 12-15 80.0% 2nd half: 6-10 60.0% Game: 18-25 72.0%

Officials: Doug Shous, Tim Gettiss, Will Cj Washington
Technical Fouls: Penn-None, Vanderbilt-None.
Attendance: 8084

Score by periods table with columns: 1st, 2nd, Total. Shows Penn 29, 21, 50 and Vanderbilt 40, 39, 79.

Last FG - PENN 2nd-01:51, VU 2nd-05:56
Largest lead - PENN by 5 1st-13:07, VU by 33 2nd-07:35
PENN led for 06:42, VU led for 31:02. Game was tied for 02:11.

Game 12 • Dec. 31, 2014

Vanderbilt..... 70
at Saint Louis..... 55
St. Louis, Mo. (Chaifetz Arena)

Vanderbilt 70 • 9-3

Table with columns: #, Player, FG, 3-PT, FT, Rebounds, PF, TP, A, TO, Blk, Stl, Min. Lists stats for players like ROBERSON, Jeff and SIAKAM, James.

FG % 1st Half: 13-22 59.1% 2nd half: 12-24 50.0% Game: 25-46 54.3%
3FG % 1st Half: 4-7 57.1% 2nd half: 2-4 50.0% Game: 6-11 54.5%
FT % 1st Half: 3-5 60.0% 2nd half: 11-15 73.3% Game: 14-20 70.0%

Saint Louis 55 • 8-5

Table with columns: #, Player, FG, 3-PT, FT, Rebounds, PF, TP, A, TO, Blk, Stl, Min. Lists stats for players like YARBROUGH, Malik and MANNING, John.

FG % 1st Half: 11-26 42.3% 2nd half: 9-29 31.0% Game: 20-55 36.4%
3FG % 1st Half: 4-10 40.0% 2nd half: 3-14 21.4% Game: 7-24 29.2%
FT % 1st Half: 0-2 0.0% 2nd half: 8-14 57.1% Game: 8-16 50.0%

Officials: James Luckie, Chuck Jones, Brent Hampton
Technical Fouls: Vanderbilt-None, Saint Louis-None.
Attendance: 8194

Score by periods table with columns: 1st, 2nd, Total. Shows Vanderbilt 33, 37, 70 and Saint Louis 26, 29, 55.

Last FG - VU 2nd-01:24, SLU 2nd-06:17
Largest lead - VU by 17 2nd-03:38, SLU by 4 1st-17:40,
VU led for 33:21, SLU led for 03:37. Game was tied for 03:02.

ATLANTA - Charles Mitchell scored 19 points and Marcus Georges-Hunt added 14 points to help Georgia Tech beat Vanderbilt 65-60.

Damian Jones and Josh Henderson each finished with 12 points for Vanderbilt (7-3), which was coming off consecutive wins over Purdue and Western Kentucky.

Georgia Tech (8-2), which has won five of six, pulled down 20 offensive rebounds.

The Yellow Jackets made the right adjustments at halftime with the Commodores leading by eight, getting back on defense quicker and getting more production from their fast-break offense.

Georges-Hunt, Georgia Tech's leading scorer this season, was just 4 of 15 from the field, but in the final minute he hit a pair of free throws to make it 64-60 and grabbed a key defensive rebound when Wade Baldwin missed a 3 on Vanderbilt's ensuing possession.

Georgia Tech struggled against to get the ball inside against the Commodores' zone defense in the first half and struggled from the field at 27.8 percent.

But the Jackets began the second half on a 13-6 run to take their first lead since midway through the first half on Georges-Hunt's short jumper with 12:44 remaining.

Georgia Tech went up 47-43 on Mitchell's fast-break dunk about four minutes later.

If the teams didn't like each other, it was evident in the second half when James Siakam and Jones -- Vanderbilt's biggest, strongest front-line players -- blocked the ball hard out of bounds and celebrated on consecutive Georgia Tech possessions with the Jackets leading 51-49.

A few minutes later, Georgia Tech guard Chris Bolden knocked Siakam down hard at the Vanderbilt baseline on a Commodores fast break and quickly turned his back to walk to the team huddle.

The foul wasn't hard enough to be called flagrant and Siakam hit two ensuing free throws to make it 53-all with 3:44 remaining.

After Mitchell's three-point play put the Jackets by four, Sampson stole the ball from Shelton Mitchell and followed with a fast-break putback that gave Georgia Tech a six-point lead, its biggest of the game, with 1:16 remaining.

NASHVILLE - James Siakam plays so well off the bench that Vanderbilt coach Kevin Stallings decided to return him to the starting lineup.

Siakam scored 17 points and grabbed a team-high eight rebounds in his first start of the season, leading the Commodores to a 79-50 win over Pennsylvania.

Siakam started 28 games last year, but went to the bench after missing the season opener to attend his father's funeral in Cameroon.

"He's just a very active player and he's a relentless offensive rebounder, and that's something that our team needs desperately," Stallings said. "I thought James' energy was real key on both ends. James is an energy guy."

Stallings was disappointed by Vanderbilt's energy level in the second half of Vanderbilt's loss at Georgia Tech, so he inserted Siakam into the lineup against Penn (3-6).

Siakam scored the Commodores' first six points and finished 7 of 8 from the floor and 3 of 4 from the foul line. Vanderbilt had been outrebounded in Saturday's loss at Georgia Tech, but had a 22-9 edge in the first half against Penn on their way to a 40-29 lead at the break.

Wade Baldwin IV scored 16 for Vanderbilt (8-3), including two 3-pointers. Damian Jones entered the game as the SEC's fifth-leading scorer and added 15 points and six rebounds.

Jones had 13 points during a key stretch in the first half as the Commodores made a 20-7 run to take a 30-22 lead. Vanderbilt pulled away to a 57-32 lead after opening the second half with a 17-3 run.

Tony Hicks led Penn with 16 points and Matt Howard added 11.

"I just think they were a lot tougher than us, primarily in the paint," Penn coach Jerome Allen said. "They scored 40 points in the paint and we had 50 for the game. I thought Siakam and Jones got whatever they wanted. To their credit, they imposed their will on us."

Stallings won his 300th game with the Commodores. He is in his 16th season at the private school in Nashville and is the winningest coach in school history.

Vanderbilt took advantage of its depth by outscoring Penn's bench 29-9.

ST. LOUIS, Mo. - Riley LaChance put it all together. He was a big reason Vanderbilt won going away.

"For me, this is his best game," coach Kevin Stallings said after the Commodores beat Saint Louis 70-55. "He impacted the game on the boards, he impacted the game on the offensive end and he impacted the game on the defensive end.

"There's nothing in his system that allows him to back up."

LaChance made 3 of 4 from 3-point range and had 19 points, seven rebounds and four assists, and played a team-high 33 minutes.

James Siakam's dunk with 3:13 left capped an 8-0 run for Vanderbilt (9-3) that put the game comfortably out of reach at 64-49.

Saint Louis (8-5) trailed 50-33 midway through the second half but rallied with a 14-4 run to get back within seven.

LaChance was 7 of 9 from the field. Damian Jones added 15 points and six rebounds for the Commodores.

Achraf Yacoubou and Austin McBroom both had three 3-pointers and 15 points to lead the Billikens, rebuilding with five new starters. Milik Yarbrough added 13 points.

"We're not at the mile marker we want to be at, but we're on the right road," coach Jim Crews said "That's how I see it.

"Actually, I think we're further along, to be perfectly blunt."

The Commodores took control in the first half with a 27-14 lead with 7:14 remaining and finished the period shooting 59.6 percent. Saint Louis scored the last five points of the half, including one of Yacoubou's 3-pointers in the final seconds, to get the deficit down to 33-26.

After Vanderbilt's Jeff Roberson opened the second half with a layup, McBroom hit a 3 to get the Billikens as close as they would get the rest of the way at 35-29.

The Commodores shot 54.3 percent for the game with 6 of 11 from 3-point range and outrebounded Saint Louis 39-26.

The Billikens shot only 31.0 percent in the second half and 3 of 14 from long distance.



# THE LAST TIME...

## VANDERBILT INDIVIDUALS

### Scoring:

**Scored 25 points** – Riley LaChance (26), vs. Western Carolina, 12/16/14

**Scored 30 points** –Jeffery Taylor (30), at Davidson, 12/7/2011

**Scored 35 points** – Billy McCaffrey (35), vs. Georgia, 2/24/1993

**Scored 40 points** – Shan Foster (42) vs. Mississippi State, 3/5/2008

### Two Players Had 20 Points –

Riley LaChance (26), James Siakam (20) vs. Western Carolina, 12/16/14

**Three Players Had 20 Points** – Derrick Byars (28), Shan Foster (21) and Ross Neltner (20) vs. Toledo, 12/2/2006

**Scored 20 Points in Two Straight Games** – Riley LaChance vs. Purdue (26) 12/13/16, vs. Western Carolina (26) 12/16/14

**Scored 20 Points in Three Straight Games** – John Jenkins at Ole Miss (26), 2/16/2012, at Georgia (28), 2/19/2012, vs. S. Carolina (21), 2/22/2012

**Scored 20 Points in Four Straight Games** – John Jenkins vs. Monmouth (25), 11/25/11, vs. Xavier (20), 11/28/11, at Louisville (27), 12/2/2011, at Davidson (22), 12/7/2011

**Scored 20 Points in Five Straight Games** – Shan Foster vs. Georgia (29), 2/23/2008; vs. Tennessee (32), 2/26/2008; at Arkansas (22), 3/1/2008; vs. Mississippi State (42), 3/5/2008; at Alabama (21), 3/8/2008

**Scored 20 Points in Six Straight Games** – Shan Foster vs. Georgia (29), 2/23/2008; vs. Tennessee (32), 2/26/2008; at Arkansas (22), 3/1/2008; vs. Mississippi State (42), 3/5/2008; at Alabama (21), 3/8/2008; vs. Auburn (26), 3/13/2008

**Five Players Scored in Double Figures** – Kyle Fuller (16), Damian Jones (13), Eric McClellan (12), Rod Odom (11) and Luke Kornet (11) vs. Morgan State 11/23/13

**Six Players Scored in Double Figures** – Jeffery Taylor (16), George Drake (14), Jermaine Beal (12), Festus Ezeli (11), Brad Tinsley (11), and A.J. Ogilvy (10) vs. Central Arkansas, 11/26/2008

**Four Players with 15 or more points** – Jeffery Taylor (20), John Jenkins (17), Brad Tinsley (16), Lance Goulbourne (16), Festus Ezeli (15) at LSU, 2/26/2011

### Double-Doubles:

**Double-Double** –Damian Jones (24 points, 12 rebounds) vs. Trevecca 11/16/14; Luke Kornet (10 points, 10 rebounds) vs. Trevecca 11/16/14

**20-10 game** – Damian Jones (24 points, 12 rebounds)

**30-10 game** – A.J. Ogilvy (33 points, 10 rebounds) vs. Oregon, 11/11/2011

**Back-to-back 20-10 games** – Matt Freije vs. South Carolina (26 points, 11 rebounds) 1/28/04; vs. Kentucky (20 points, 11 rebounds) 1/31/04

**Double-Double in Points and Rebounds** – Damian Jones (24 points, 12 rebounds) vs. Trevecca 11/16/14; Luke Kornet (10 points, 10 rebounds) vs. Trevecca 11/16/14

**Double-Double in Points and Assists** –Kyle Fuller (12 points, 10 assists) vs. Tennessee, 2/5/2014

**Double-Double in Points and Blocks** – Never

**Double-Double in Points and Steals** – Never

**Double-Double in Two Consecutive games** – Kevin Bright vs. Villanova (12 points, 12 rebounds) 12/1/2012, at Xavier (11 points, 10 rebounds) 12/6/2011

**Double-Double in three consecutive games** – Dan Langhi vs. Notre Dame (33 points, 10 rebounds) 11/21/1998; vs. Morehead State (18 points, 10 rebounds) 11/24/1998; vs. Ohio State (14 points, 17 rebounds) 11/28/1998

### Two players record double-double –

Damian Jones (10 points, 13 rebounds), James Siakam (16 points, 10 rebounds) vs. Texas A&M, 2/15/2014

### Triple-Doubles:

**Triple-Double** – Brad Tinsley (11 points, 10 rebounds, 10 assists) vs. Presbyterian, 11/12/2010

### Field Goals:

**Made 10 FG in a game** – Luke Kornet (10) vs. Tenn. State, 11/23/2014

**Made 11 FG in a game** – Kedren Johnson (11) vs. Davidson, 11/22/2012

**Made 12 FG in a game** – Jeffery Taylor (12) vs. Longwood, 12/19/2011

**Made 16 FG in a game** - Shan Foster (16) vs. Mississippi State, 3/5/2008

**Attempted 15 FG in a game** – Rod Odom (18), Kyle Fuller (15) vs. LSU, 3/6/14, Damian Jones (15) vs. Lipscomb, 11/20/14

**Attempted 16 FG in a game** – Rod Odom (18) vs. LSU, 3/6/14

**Attempted 17 FG in a game** – Rod Odom (18) vs. LSU, 3/6/14

**Attempted 18 FG in a game** – Rod Odom (18) vs. LSU, 3/6/14

**Attempted 19 FG in a game** – Rod Odom (19) vs. Missouri, 1/16/14

**Attempted 20 FG in a game** - Kyle Fuller (21), at S. Carolina, 2/13/2014

### Three-Pointers:

**Made 5 3-pointers in a game** – Riley LaChance (5), vs. Western Carolina, 12/16/14

**Made 6 3-pointers in a game** – Rod Odom (6) vs. Missouri, 1/16/14

**Made 7 3-pointers in a game** – John Jenkins (7) vs. Lafayette, 12/21/2011

**Made 8 3-pointers in a game** – Shan Foster (8) vs. UMass, 1/5/2008

**Made 9 3-pointers in a game** – Shan Foster (9) vs. Mississippi State, 3/5/2008

**Attempted 10 3-pointers in a game** – Rod Odom (13) vs. LSU, 3/6/14

**Attempted 15 3-pointers in a game** – John Jenkins (16) vs. Oregon, 11/11/2011

### Free Throws:

**Made 10 FT in a game** – Kyle Fuller (10), at DePaul, 1/29/14

**Made 12 FT in a game** – James Siakam (12) vs. Western Carolina, 12/16/14

**Made 13 FT in a game** – A.J. Ogilvy (13) vs. DePaul, 12/5/2009

**Made 18 FT in a game** – Matt Freije (18) vs. Indiana, 11/24/2003

**Attempted 12 FT in a game** – James Siakam (13) vs. Western Carolina, 12/16/14

**Attempted 14 FT in a game** – James Siakam (14) vs. Texas A&M, 2/15/2014

**Attempted 15 FT in a game** – Eric McClellan (15) at Texas, 12/2/2013

### Rebounds:

**10 Rebounds in a game** – Damian Jones (12) vs. Trevecca 11/16/14; Luke Kornet (10) vs. Trevecca 11/16/14

**15 Rebounds in a game** – Lance Goulbourne (16) at Marquette, 12/29/2011

**10+ Rebounds in Three Consecutive Games** – Lance Goulbourne (16) vs. Ole Miss, 1/19/2011; (10) vs. St. Mary's, 1/22/2011; (12) at Miss. State, 1/27/2011

### Assists:

**8 Assists** – Wade Baldwin IV (9) vs. Rutgers, 11/28/14

**9 Assists** – Wade Baldwin IV (9) vs. Rutgers, 11/28/14

**10 Assists** – Wade Baldwin IV (10) vs. Tennessee State, 11/23/14

**11 Assists** – Mario Moore (13) vs. Arkansas, 2/19/2005

**12 Assists** – Mario Moore (13) vs. Arkansas, 2/19/2005

**13 Assists** – Mario Moore (13) vs. Arkansas, 2/19/2005

**14 Assists** – Billy McCaffrey (14) vs. Kentucky, 1/13/1993

**5+ Assists in Four Consecutive Games** - Wade Baldwin IV (5) vs. Lipscomb 11/20/14; vs. Tennessee St. (10), 11/23/14; vs. Norfolk St. (6), 11/25/14; vs. Rutgers (9), 11/28/14

**8+ Assists in Two Consecutive Games**- Atiba Prater (9) at Georgia, 2/2/2000; (9) vs. Boston College, 2/6/2000

### Blocks:

**4 Blocked Shots** – Damian Jones (4) vs. Trevecca 11/16/14; Luke Kornet (4) vs. Trevecca 11/16/14

**5 Blocked Shots** – James Siakam (5) at LSU, 1/18/14

**6 Blocked Shots** – Damian Jones (6) vs. Northeastern, 1/4/14

**7 Blocked Shots** – Damian Jones (7) at S. Carolina, 2/13/14

**Steals:**

**4 Steals** – James Siakam (4) vs. Saint Louis, 12/30/13

**5 Steals** – Riley LaChance (5) vs. Penn, (12/22/2014)

**6 Steals** – Dan Cage (6) vs. Furman, 11/28/2006

**7 Steals** - James Strong (8) vs. Morehead State, 11/24/1998

**8 Steals** – James Strong (8) vs. Morehead State, 11/24/1998

### Minutes:

**Played every minute** – Rod Odom vs. Florida, 2/25/14

**Played over 40 minutes** – Rod Odom (42), Damian Jones (41), Kyle Fuller (44), Dai-Jon Parker (41) vs. Texas A&M (2/15/14)

**All 5 starters played 40 minutes** –Steve Tchiengang (40), Brad Tinsley (40), Lance Goulbourne (41), Jeffery Taylor (41), and John Jenkins (41), at Louisville, 12/2/2011

### Fouls:

**Technical Foul** – TEAM , vs. LSU, 3/6/14

**Fouled Out** – James Siakam, at Ga. Tech, 12/20/2014

**Two Players Fouled Out** – James Siakam, Eric McClellan, Damian Jones at Butler, 11/19/2013

**Three Players Fouled Out** – James Siakam, Eric McClellan, Damian Jones at Butler, 11/19/2013

## TEAM

**Started the game with Opponent Technical Foul** – Furman bench, 12/22/2008

**Scored 95 or more points** – 99 vs. Western Carolina 12/16/14 (W, 99-79)

**Scored 100 or more points** – 102 at Ole Miss, 2/16/2012 (W, 102-76)

**Scored 100 or more points (SEC game)** – 102 at Ole Miss, 2/16/2012 (W, 102-76)

**Scored 110 or more points** – 113 vs. Alabama A&M 12/30/1998 (W, 113-71)

**Scored 110 or more points (SEC game)** – 111 vs. Alabama 2/21/1972 (W, 111-91)

**Scored 120 or more points** – 130 vs. Ole Miss 12/22/1970 (W, 130-112)

**Scored 120 or more points (SEC game)** – 130 vs. Ole Miss 12/22/1970 (W, 130-112)

**Scored 130 or more points** – 130 vs. Ole Miss 12/22/1970 (W, 130-112)

**Scored Less than 50 points** – 38 at Tennessee (L, 76-38), 3/1/2014

**Scored Less than 40 points** – 38 at Tennessee (L, 76-38), 3/1/2014

**Scored 20 or less points in half** – 18 (1st half), 20 (2nd half) at Tennessee, 3/1/14, (L, 76-38)

**Scored 90+ points in three consecutive games** - 95 vs. Bradley, 11/24/2007 (W, 95-86); 91 vs. South Alabama, 11/29/2007 (W, 91-88); vs. Georgia Tech, 12/1/2007 (W, 92-79)

**Allowed 90 or more points** – 94, Florida, 1/25/2009 (L, 69-94)

**Allowed 100 or more points** – 106, Kentucky, 3/5/2003 (L, 44-106)

**Allowed Less than 50 points** – 49, Miss. State, 2/1/14 (W, 55-49)

**Allowed 40 or Less points** – 31, at Mississippi State, 2/23/2013 (W, 72-31)

**Shot 60% or better** – .609 vs. Tenn. St., 11/23/14 (W, 78-46)

**Shot 60% or better from three** – .643 vs. Purdue, 12/13/14 (W, 81-71)



# THE LAST TIME...

**Shot over 67% FG** – .679 vs. TSU, 12/19/2009 (W, 84-71)

**Shot 50% or better** –

.543 vs. Saint Louis, 12/31/14

**Shot lower than 30%** – .224 at Florida 3/1/2014 (L, 76-38)

**Allowed 60% shooting** – .612 at Florida, 2/21/2009 (L, 68-82)

**Scored 100 points in two consecutive games** – 111 vs. North Alabama 12/20/1980 (W, 111-79) and 111 vs. Memphis 12/23/1980 (W, 111-96)

**Scored 100 points in three consecutive games** – Never

**Scored 100 points in Consecutive SEC games** – 104 vs. LSU 2/19/1972 (W, 104-83) and 111 vs. Alabama 2/21/1972 (W, 111-91)

**Won game by 70 points or more** – 71 vs. Union (Tenn.) (W, 95-24), 1911-12

**Won game by 60 points or more** – 71 vs. Union (Tenn.) (W, 95-24), 1911-12

**Won game by 50 points or more** – 51 vs. Army (W, 92-41) 11/14/1998

**Lost by 25 or More Points** – at Tennessee, 3/1/2014 (L, 76-38)

**Game decided by one point** – vs. Georgia, 2/27/2013 (W, 63-62)

**Two consecutive games decided by one point** – at South Carolina (L, 70-71) 1/7/1998 and Tennessee (W, 80-79) 1/10/1998

**Three consecutive games decided by one point** – Never

**Shot 90% or Better from Free Throw Line** – 94.4% vs. Georgia (17-18) 2/27/2013

**Shot less than 50% from Free Throw Line** – 46.9% vs. Morgan State (15-32) 11/23/13

**Shot less than 20% from 3PT** – .150 (3-20) vs. Ole Miss 1/22/14 (L, 63-52)

**Attempted 30 FT** – 32 (21-32) at Georgia, 1/29/2014

**Attempted 35 FT** – 37 (22-37) vs. Lipscomb, 11/15/2013

**Attempted 40 FT** – 43 (38-43) vs. Western Carolina, 12/16/14

**Attempted five or less FT** – 3 vs. Chaminate, 11/24/2009

**Made 20 FT** – 21, (21-35) vs. Trevecca 11/16/14

**Made 30 FT** – 38 vs. Western Carolina, 12/16/14

**Made 15 3FG** – 17 vs. Ole Miss, 1/15/2013

**Won an Overtime Game** – vs. Texas A&M, 2/15/2014 (W, 57-54)

**Lost an Overtime Game** – at Butler, 11/19/2013 (L, 85-77)

**Played Two Overtimes** – at Kentucky, 1/12/2008 (L, 79-73)

**Played Three Overtimes** – at Ole Miss 2/17/1982 (L, 51-48)

**Played Four Overtimes** – at Ole Miss 2/17/1982 (L, 51-48)

**Played consecutive games that went to overtime** – vs. Xavier 11/28/2011 (L, 82-70) and at Louisville, 12/2/2011 (L, 62-60)

**Had 20 Turnovers** – 26 at Arkansas, 1/12/2013

**Had fewer than 10 Turnovers in two straight games** – at Florida (9) 3/6/2013, vs. South Carolina (9) 3/9/2013

## OPPONENT - INDIVIDUALS

### Scoring:

**Scored 25 points** – Johnny O'Bryant III (25) vs LSU 3/6/2014

**Scored 30 points** – Casey Mitchell (31) vs. West Virginia, 11/19/2010

**Scored 35 points** – Rotnei Clarke (36), Butler, 1/29/2011

**Scored 40 points** – Morris Almond (44), Rice, 1/3/2007

**Two Players Had 20 Points** – Ryan Harrow (27) and RJ Hunter (21) vs. Ga. State, 11/12/2013

–Kadeem Jack (20) and Myles Mack (21) vs. Rutgers, 11/28/14

**Five Players Scored in Double Figures** Rickey Scott (18), Julysse Nobles (17), BJ Young (12), Mardracus Wade (10), Rashad Madden (10) at Arkansas, 1/31/2012

**Six Players Scored in Double Figures** – Bam Doyne (22), Dwayne Curtis (12), Todd Abernethy (11), Clarence Sanders (11), Polynice (10) and Williams (10), vs. Ole Miss, 1/27/2007

**Four Players with 15 or more points** – Erik Daniels (20), Marquis Estill (17), Keleenna Azubuikwe (16) and Gerald Fitch (15) vs. Kentucky, 3/5/2003

### Double-Doubles:

**Double-Double** – D'Shon T ayler (19 points, 11 rebounds) vs. Norfolk St., 11/25/14

**Triple-Double** – Sam Muldrow (16 points, 14 rebounds and 10 blocks) at South Carolina, 1/8/2010

**20-10 game** – Johnny O'Bryant III, vs LSU (25 points, 10 rebounds), 3/6/14

**30-10 game** – Morris Almond (44 points, 12 rebounds) at Rice, 1/3/2007

**Double-Double in Points and Rebounds** – D'Shon T ayler (19 points, 11 rebounds), vs. Norfolk St., 11/25/14

**Double-Double in Points and Assists** – Nick Calathes (15 points, 10 assists) at Florida, 1/27/2008

**Two players record double-doubles** – Yancy Gates (16 points, 10 rebounds), Dion Dixon (12 points, 10 rebounds) vs. Cincinnati, 11/23/2009

### Field Goals:

**Made 10 FG in a game** – Johnny O'Braynt III, vs LSU (11), 3/6/14

**Made 11 FG in a game** – Johnny O'Braynt III, vs LSU (11), 3/6/14

**Made 12 FG in a game** – Storm Warren, (12) at LSU, 2/26/2011

**Made 13 FG in a game** – Lester Hudson (13) vs. Tennessee-Martin, 12/29/2007

**Attempted 15 FG in a game** – Charles Mitchell, at Ga. Tech, 12/20/2014; Marcus Georges-Hunt, at Ga. Tech, 12/20/2014

**Attempted 16 FG in a game** – Johnny O'Braynt III, vs LSU (18), 3/6/14

**Attempted 17 FG in a game** – Johnny O'Braynt III, vs LSU (18), 3/6/14

**Attempted 18 FG in a game** – Johnny O'Braynt III, vs LSU (18), 3/6/14

**Attempted 19 FG in a game** – Marshall Henderson (19) at Ole Miss, 3/8/2014

**Attempted 20 FG in a game** – Kadeem Jack (23) vs Rutgers, 11/28/14

**Attempted 25 FG in a game** – Courtney Fortson (27) vs. Arkansas, 3/8/2009

### Three-Pointers:

**Made 5 3-pointers in a game** – Antonio Barton (5), at Tennessee, 3/1/2014

**Made 6 3-pointers in a game** – Rhett Harrelson vs. Western Carolina, 12/16/14

**Made 7 3-pointers in a game** – Chandler Parsons (7) vs. Florida, 1/25/2009

**Made 8 3-pointers in a game** – Brian Sullivan (8) vs. Miami (OH), 1/2/2012

**Attempted 10 3-pointers in a game** – Marshall Henderson (13), at Ole Miss, 3/8/2014

### Free Throws:

**Made 8 FT in a game** – Andre Stringer, (9) vs LSU, 3/6/14

**Made 9 FT in a game** – D'Shon T ayler (9) vs. Norfolk St, 11/25/14

**Made 10 FT in a game** – Johnny O'Braynt III, (11) at LSU, 1/18/14

**Made 11 FT in a game** – Jordan Clarkson, (11) at Missouri, 2/19/14

**Made 17 FT in a game** – Morris Almond (17) at Rice, 1/3/2007

**Attempted 10 FT in a game** – D'Shon T ayler (11) vs. Norfolk St, 11/25/14

**Attempted 13 FT in a game** – Johnny O'Braynt III, (14) at LSU, 1/18/14

**Attempted 14 FT in a game** – Johnny O'Braynt III, (14) at LSU, 1/18/14

**Attempted 15 FT in a game** – Morris Almond (19) at Rice, 1/3/2007

### Rebounds:

**10 Rebounds in a game** – D'Shon T ayler (11) vs. Norfolk St, 11/25/14

**15 Rebounds in a game** – Shonn Miller (15) vs. Cornell, 12/17/12

**18 Rebounds in a game** – Daniel Northern (18) vs. Tennessee Tech, 12/20/2008

**19 Rebounds in a game** – Omar Samhan (19) at St. Mary's, 11/20/2009

**20 Rebounds in a game** – Roy Rogers (20) at Alabama, 1/3/1996

### Assists

**8 Assists** – Myles Mack (8) vs. Rutgers, 11/28/14

**9 Assists** – John Wall (9) at Kentucky, 1/30/2010

**10 Assists** – Nick Calathes (10) at Florida, 1/27/2008

**11 Assists** – Dee Bost (11) vs. Mississippi State, 3/11/2011

**12 Assists** – G.G. Smith (12) vs. Georgia, 2/3/1999

### Blocks:

**4 Blocked Shots** – Aaron Jones, (5) vs. Ole Miss, 1/22/14

**5 Blocked Shots** – Aaron Jones, (5) vs. Ole Miss, 1/22/14

**6 Blocked Shots** – Anthony Davis (6) at Kentucky, 2/25/2012

**7 Blocked Shots** – Anthony Davis (7), vs. Kentucky, 2/11/2012

**8 Blocked Shots** – Jarvis Varnado (9) vs. Mississippi State, 2/3/2010

**10 Blocked Shots** – Sam Muldrow (10) at South Carolina, 1/8/2011

### Steals:

**5 Steals** – Mack Myles (5) vs. Rutgers, 11/28/14

**6 Steals** – Marshawn Powell (6) at Arkansas, 1/12/13

**7 Steals** – Aaron Lucas (7) at South Carolina, 1/19/2002

**8 Steals** – Steve Wojciechowski (8) at Duke, 11/22/1996

**Two players with 3 steals** – Ed Waite (4) and Andrew Nicholas (4) vs Monmouth, 11/25/201

### Minutes:

**Played every minute** – Kadeem Jack, Myles Mack vs. Rutgers, 11/28/14

**Played over 40 minutes** – Kameron Woods (41), Kellen Dunham (44) at Butler, 11/19/2013

### Fouls:

**Technical Foul** – Anthony Perez, vs. Ole Miss, 1/22/14

**Fouled Out** – Dylan Jones, vs. Penn, 12/22/14

**Three Players Fouled Out** – Donte' Williams, Nemanja Djuristic, John Florveus vs. Georgia, 1/14/2012

## OPPONENT - TEAM

**Scored 90 or more points at Memorial Gym** – 94 vs. Georgia, 2/25/2010 (VU 96, UGA 94 (OT))

**Scored 100 or more points** – 106 at Kentucky 3/5/2003 (L, 44-106)

**Scored 110 or more points** – 120 vs. Kentucky 2/7/1996 (L, 81-120)

**Scored 120 or more points** – 120 vs. Kentucky 2/7/1996 (L, 81-120)

**Scored 130 or more points** – Never

**Scored Less than 50 points** – 46 vs. Tenn. St., 11/23/2014 (W, 78-46)

**Scored Less than 40 points** – 31 at Mississippi State, 2/23/2013 (W, 72-31)

**Shot 50% or Better** – .526 vs. Western Carolina, 12/16/14

**Shot 60% or Better** – .612 at Florida (UF 82, VU 68), 2/21/2009

**Shot 60% or Better from 3PT** – .625 (10-16) vs. Arkansas, 2/8/2014 (L, 75-77)

**Shot less than 30% FG** – .273 (15-of-55), at Georgia, 1/29/2014 (W, 59-54)

**Shot less than 15% from 3PT** – .133 (2-15), vs LSU (3/6/14) (L, 57-51)

**Help Opponent Without a 3-Pointer** – vs. Nebraska, 11/18/10 (W, 59-49)

**Shot 90% or Better from Free Throw Line** – 90.0, at Arkansas (9-10), 1/12/2013

**Shot less than 50% from Free Throw Line** – 435, vs. Tenn. St., 11/23/2014 (W, 78-46)

**Attempted 30 FT** – Ole Miss (39), at Ole Miss, 3/8/2014

**Attempted 40 FT** – 42 at Mississippi State, 2/12/2007

**Attempted 45 or More FT** – 49 at South Carolina, 1/28/2009

**Attempted five or less FT** – 1 vs. Miami (OH), 1/2/2012

**Made 20 FT** – 24, at Ole Miss, 3/8/2014

**Made 30 FT** – 32 at South Carolina, 1/28/2009



WADE BALDWIN IV

4

Freshman, Guard  
6'3" 195 lbs.  
Belle Mead, N.J.  
St. Joseph HS

SEASON HIGHS

Points: 16, vs. Penn (12/22/14)  
FG Made: 6, vs. Penn (12/22/14)  
FG Atts: 9, vs. Penn (12/22/14)  
3FG Made: 2, 2x, last vs. Penn (12/22/14)  
3FG Atts: 4, 2x, last vs. Penn (12/22/14)  
FT Made: 8, vs. W. Carolina (12/16/14)  
FT Atts: 8, vs. W. Carolina (12/16/14)  
Rebounds: 7, vs. Lipscomb (11/20/14)  
Assists: 10, vs. Tennessee State (11/23/14)  
Turnovers: 3, 2x, last vs. Ga. Tech  
Blocks: 1, vs. Baylor (12/4/14)  
Steals: 3, vs. Lipscomb (11/20/14)  
Minutes: 35, vs. La Salle (11/29/14)

CAREER HIGHS

Points: 16, vs. Penn (12/22/14)  
FG Made: 6, vs. Penn (12/22/14)  
FG Atts: 9, vs. Penn (12/22/14)  
3FG Made: 2, 2x, last vs. Penn (12/22/14)  
3FG Atts: 4, 2x, last vs. Penn (12/22/14)  
FT Made: 8, vs. W. Carolina (12/16/14)  
FT Atts: 8, vs. W. Carolina (12/16/14)  
Rebounds: 7, vs. Lipscomb (11/20/14)  
Assists: 10, vs. Tennessee State (11/23/14)  
Turnovers: 3, 2x, last vs. Ga. Tech  
Blocks: 1, vs. Baylor (12/4/14)  
Steals: 3, vs. Lipscomb (11/20/14)  
Minutes: 35, vs. La Salle (11/29/14)

BALDWIN IV NOTEBOOK

- ⊕ Third in the league in assists (4.8), has 57 assists and only 20 turnovers this season.
- ⊕ Scored career-best 16 points vs. Penn.
- ⊕ Posted nine assists vs. Rutgers; 2nd in SEC in assists.
- ⊕ Scored team-high 13 points vs. Norfolk St. Also added 6 rebounds, 6 assists, and 2 steals.
- ⊕ Won SEC Freshman of the Week after averaging 9.5 points, 7.5 assists, 6.0 rebounds, and 1.5 steals in wins over Lipscomb and Tennessee State.
- ⊕ Tallied 10 assists vs. Tennessee State
- ⊕ Had 11 points, 7 rebounds, 5 assists, and 3 steals in 29 minutes vs. Lipscomb.
- ⊕ 6'3 guard from New Jersey who signed in the fall of 2013 with the Commodores...Slashing guard who played for St. Joseph Metuchen and captured a state championship his senior season with the Falcons.
- ⊕ Led his St. Joseph's team to a 30-2 overall record and the Non-Public A New Jersey State Championship after averaging 15 points, 7.1 assists, 4.1 rebounds, and 2.6 steals
- ⊕ Chose Vanderbilt over Connecticut, Virginia Tech, Florida State, Pittsburgh, and Minnesota

BALDWIN IV GAME-BY-GAME (FRESHMAN)

Opponent	M	FG-A	3P-A	FT-A	Reb	PF	A	T	B	S	PTS
N16 Trevecca	19	4-5	0-0	1-2	3	3	3	3	0	1	9
N20 Lipscomb	29	5-6	1-2	0-1	7	0	5	0	0	3	11
N23 Tennessee St.	27	2-4	2-2	2-2	5	2	10	2	0	0	8
N25 Norfolk St.	26	3-7	3-5	4-4	6	1	6	1	0	2	13
N28 Rutgers	26	1-4	1-2	0-0	5	5	9	2	0	2	3
N29 LaSalle*	35	2-5	0-1	5-6	4	2	4	2	0	2	9
D4 Baylor*	32	4-7	1-4	0-0	3	3	2	3	1	1	9
D13 Purdue*	26	1-3	1-2	0-0	3	2	6	1	0	1	3
D16 W. Carolina*	24	0-3	0-1	8-8	2	3	2	1	0	1	8
D20 @Georgia Tech*	27	1-3	0-1	1-2	1	1	3	3	0	1	3
D22 Penn	22	6-9	2-3	2-4	2	2	3	1	0	0	16
D31 @Saint Louis	25	4-8	0-1	0-0	5	4	4	1	0	2	8
J3 Yale											
J6 Auburn											
J10 @Arkansas											
J14 Georgia											
J17 @Miss. St.											
J20 @Kentucky											
J24 LSU											
J27 @Georgia											
J31 @Texas A&M											
F3 Florida											
F7 South Carolina											
F11 Tennessee											
F14 @Alabama											
F18 @Florida											
F21 Missouri											
F26 @Tennessee											
F28 Alabama											
M4 Miss. St.											
M7 @Ole Miss											

Year	GP	GS	Min	Avg	FG	FGA	Pct	3FG	3FGA	Pct	FT	FTA	Pct	Off	Def	Tot	Avg	PF	FO	Ast	TO	Blk	Stl	Pts	Avg
2014-15	12	5	318	26.5	33	64	.516	11	24	.458	23	29	.793	2	44	46	3.8	28	1	57	20	1	16	100	8.3
<b>TOTAL</b>	<b>12</b>	<b>5</b>	<b>318</b>	<b>26.5</b>	<b>33</b>	<b>64</b>	<b>.516</b>	<b>11</b>	<b>24</b>	<b>.458</b>	<b>23</b>	<b>29</b>	<b>.793</b>	<b>2</b>	<b>44</b>	<b>46</b>	<b>3.8</b>	<b>28</b>	<b>1</b>	<b>57</b>	<b>20</b>	<b>1</b>	<b>16</b>	<b>100</b>	<b>8.3</b>

Year	GP	GS	Min	Avg	FG	FGA	Pct	3FG	3FGA	Pct	FT	FTA	Pct	Off	Def	Tot	Avg	PF	FO	Ast	TO	Blk	Stl	Pts	Avg
2014-15	12	5	318	26.5	33	64	.516	11	24	.458	23	29	.793	2	44	46	3.8	28	1	57	20	1	16	100	8.3



**MATTHEW FISHER-DAVIS**

**5**

Freshman, Guard  
6'5" 173 lbs.  
Charlotte, N.C.  
Butler HS

**SEASON HIGHS**

- Points:** 11, vs. Norfolk St. (11/25/14)
- FG Made:** 4, vs. Norfolk St. (11/25/14)
- FG Atts:** 8, 2x, last vs. Rutgers (11/28/14)
- 3FG Made:** 3, 2x, vs. Western Carolina (12/16/14)
- 3FG Atts:** 7, vs. Trevecca (11/16/14)
- FT Made:** 2, vs. Trevecca (11/16/14)
- FT Atts:** 2, 2x, last vs. Norfolk St. (11/25/14)
- Rebounds:** 3, 2x, last vs. Purdue (12/13/14)
- Assists:** 3, 2x, last vs. vs. Tenn. State (11/23/14)
- Turnovers:** 1, 4x, last at Saint Louis (12/31/14)
- Blocks:** 1, 2x, vs. Western Carolina (12/16/14)
- Steals:** 1, 3x, last vs. Baylor (12/4/14)
- Minutes:** 26, 2x, last vs. Rutgers (11/28/14)

**CAREER HIGHS**

- Points:** 11, vs. Norfolk St. (11/25/14)
- FG Made:** 4, vs. Norfolk St. (11/25/14)
- FG Atts:** 8, 2x, last vs. Rutgers (11/28/14)
- 3FG Made:** 3, 2x, vs. Western Carolina (12/16/14)
- 3FG Atts:** 7, vs. Trevecca (11/16/14)
- FT Made:** 2, vs. Trevecca (11/16/14)
- FT Atts:** 2, 2x, last vs. Norfolk St. (11/25/14)
- Rebounds:** 3, 2x, last vs. Purdue (12/13/14)
- Assists:** 3, 2x, last vs. vs. Tenn. State (11/23/14)
- Turnovers:** 1, 4x, last at Saint Louis (12/31/14)
- Blocks:** 1, 2x, vs. Western Carolina (12/16/14)
- Steals:** 1, 3x, last vs. Baylor (12/4/14)
- Minutes:** 26, 2x, last vs. Rutgers (11/28/14)

**FISHER-DAVIS NOTEBOOK**

- ✪ Made a career-high three made threes against Purdue and W. Carolina.
- ✪ Scored career-high 11 points vs. Norfolk St.
- ✪ Returned to the floor against Trevecca after missing first two exhibition games with foot injury. Scored six points vs. Lipscomb.
- ✪ 6'5 guard considered one of best shooters in 2014 class...Shot 67.5% from the floor, 49.1% from three, and 96% from the free throw line in his senior season at Butler HS.
- ✪ Averaged 22 points, 13 rebounds, five assists, two steals and two blocks per game as a senior, and was named the SW4A Player of the Year and as a member of the Charlotte Observer's All-Observer team.
- ✪ Chose Vanderbilt over Texas, Georgia, Baylor, Kansas State, Virginia, Oklahoma State, Arkansas, Alabama, and Wake Forest.

**FISHER-DAVIS GAME-BY-GAME (FRESHMAN)**

Opponent	M	FG-A	3P-A	FT-A	Reb	PF	A	T	B	S	PTS
N16 Trevecca	26	1-7	1-7	2-2	2	2	3	0	0	0	5
N20 Lipscomb	15	2-7	2-4	0-0	1	2	1	1	1	0	6
N23 Tennessee St.	15	1-4	1-4	0-0	2	1	3	0	0	1	3
N25 Norfolk St.	22	4-8	2-4	1-2	3	2	1	0	0	1	11
N28 Rutgers	26	2-8	1-4	0-0	2	2	0	1	0	0	5
N29 Lasalle	DNP										
D4 Baylor	11	0-1	0-1	0-0	1	2	0	0	0	1	0
D13 Purdue	18	3-4	3-4	0-0	3	1	1	1	0	0	9
D16 W. Carolina	21	3-7	3-5	0-0	2	1	0	0	1	0	9
D20 @Georgia Tech	17	1-6	1-5	0-0	2	2	0	0	0	0	3
D22 Penn	18	1-3	1-2	2-2	2	1	2	0	0	1	5
D31 @Saint Louis	18	1-1	1-1	0-0	1	2	1	1	0	0	3
J3 Yale											
J6 Auburn											
J10 @Arkansas											
J14 Georgia											
J17 @Miss. St.											
J20 @Kentucky											
J24 LSU											
J27 @Georgia											
J31 @Texas A&M											
F3 Florida											
F7 South Carolina											
F11 Tennessee											
F14 @Alabama											
F18 @Florida											
F21 Missouri											
F26 @Tennessee											
F28 Alabama											
M4 Miss. St.											
M7 @Ole Miss											

Fisher-Davis' Overall Statistics at Vanderbilt

Year	GP	GS	Min	Avg	FG	FGA	Pct	3FG	3FGA	Pct	FT	FTA	Pct	Off	Def	Tot	Avg	PF	FO	Ast	TO	Blk	Stl	Pts	Avg
2014-15	11	0	207	18.8	19	56	.339	16	41	.390	5	6	.833	4	17	21	1.9	18	0	12	4	2	4	59	5.4
<b>TOTAL</b>	<b>11</b>	<b>0</b>	<b>207</b>	<b>18.8</b>	<b>19</b>	<b>56</b>	<b>.339</b>	<b>16</b>	<b>41</b>	<b>.390</b>	<b>5</b>	<b>6</b>	<b>.833</b>	<b>4</b>	<b>17</b>	<b>21</b>	<b>1.9</b>	<b>18</b>	<b>0</b>	<b>12</b>	<b>4</b>	<b>2</b>	<b>4</b>	<b>59</b>	<b>5.4</b>

Fisher-Davis' SEC Statistics at Vanderbilt

Year	GP	GS	Min	Avg	FG	FGA	Pct	3FG	3FGA	Pct	FT	FTA	Pct	Off	Def	Tot	Avg	PF	FO	Ast	TO	Blk	Stl	Pts	Avg
------	----	----	-----	-----	----	-----	-----	-----	------	-----	----	-----	-----	-----	-----	-----	-----	----	----	-----	----	-----	-----	-----	-----



**JOSH HENDERSON**

**40** RS Senior, Center  
6'11" 240 lbs.  
Roanoke, Va.  
Cave Spring HS

**SEASON HIGHS**

**Points:** 12, vs. Ga. Tech (12/20/14)  
**FG Made:** 5, vs. Ga. Tech (12/20/14)  
**FG Atts:** 5, vs. Ga. Tech (12/20/14)  
**3FG Made:**  
**3FG Atts:** 1, vs. Trevecca (11/16/14)  
**FT Made:** 2, vs. Trevecca (11/16/14)  
**FT Atts:** 2, 4x, last vs. Purdue (12/13/14)  
**Rebounds:** 6, vs. vs. Tennessee State (11/23/14)  
**Assists:** 1, Norfolk St. (11/25/14)  
**Turnovers:** 2, vs. Trevecca (11/16/14)  
**Blocks:**  
**Steals:** 1, vs. Purdue (12/13/14)  
**Minutes:** 15, vs. Trevecca (11/16/14)

**CAREER HIGHS**

**Points:** 13, 2x, last at Tennessee (1/29/13)  
**FG Made:** 6, 2x, last at Tennessee (1/29/13)  
**FG Atts:** 10, at Tennessee (1/29/13)  
**3FG Made:**  
**3FG Atts:** 1, 2x, last vs. Trevecca (11/16/14)  
**FT Made:** 5, 2x, last vs. Loyola Marymount (11/25/13)  
**FT Atts:** 8, vs. Loyola Marymount (11/25/13)  
**Rebounds:** 7, 2x, last vs. Providence (11/22/13)  
**Assists:** 4, vs Bucknell (11/15/11)  
**Turnovers:** 4, 2x, last vs. Alabama (2/2/13)  
**Blocks:** 3, 2x, last vs. South Carolina (3/9/13)  
**Steals:** 3, at Texas (12/2/13)  
**Minutes:** 32, 2x, last at Auburn (3/2/13)

**HENDERSON NOTEBOOK**

- ✪ Scored season-high 12 points at Georgia Tech on 5-5 shooting.
- ✪ Graduated with degree in Economics in May of 2014. Currently pursuing master's degree at the Owen School of Business.
- ✪ Tore his ACL, MCL in his left knee vs. Marshall and missed the rest of the 2013-14 season.
- ✪ Scored 12 points at Texas, and has averaged 10.5 points per game in his last four games.
- ✪ Tallied six points in season opener vs. Georgia State.
- ✪ Played in all 33 games and started 21 in 2012-13...Averaged 5.4 points and 3.4 rebounds per game.
- ✪ Started 21 games at center position, scored in double figures in seven - 13 vs. Alabama A&M (12/15), 11 vs. Cornell (12/17), 13 at Tennessee (1/29), 11 vs. Arkansas (2/9), 11 vs. Texas A&M (2/16), 13 at Kentucky (2/20), 11 at Auburn (3/2). Vanderbilt is 5-2 in those games.
- ✪ Scored career-high 13 points on three occasions in 2012-13.
- ✪ Played in eight games in 2011-12 and averaged 2.6 points and 2.9 rebounds.
- ✪ Played in first game as a collegian against Oregon last year - scored four points and had four rebounds in 11 minutes.
- ✪ Scored a career-high 10 points vs. Monmouth (11/25); was 4-4 from the floor.
- ✪ Has team-high four assists vs. Bucknell (11/15)
- ✪ Redshirted in 2010-11.
- ✪ Signed in the spring of 2010 with the Commodores.
- ✪ 6'11 center chose Vanderbilt over Virginia, Wake Forest, Davidson, Cincinnati, Maryland, and Penn State.

**HENDERSON GAME-BY-GAME (RS-SENIOR)**

Opponent	M	FG-A	3P-A	FT-A	Reb	PF	A	T	B	S	PTS
N16 Trevecca	15	0-3	0-1	2-2	5	0	0	2	0	0	2
N20 Lipscomb	7	1-2	0-0	1-2	2	2	0	0	0	0	3
N23 Tennessee St.	8	1-1	0-0	1-2	6	1	0	1	0	0	3
N25 Norfolk St.	7	1-1	0-0	0-0	0	3	1	0	0	0	2
N28 Rutgers	2	0-0	0-0	0-0	0	0	0	0	0	0	0
N29 Lasalle	7	0-0	0-0	0-0	1	0	0	0	0	0	0
D4 Baylor	DNP										
D13 Purdue	8	1-2	0-0	1-2	0	4	0	0	0	1	3
D16 W. Carolina	5	1-2	0-0	0-0	1	0	0	0	0	0	2
D20 @Georgia Tech	11	5-5	0-0	2-2	3	1	0	0	1	0	12
D22 Penn	12	1-3	0-0	0-0	4	1	0	1	0	0	2
D31 @Saint Louis	8	2-2	0-0	0-0	0	2	0	1	0	0	4
J3 Yale											
J6 Auburn											
J10 @Arkansas											
J14 Georgia											
J17 @Miss. St.											
J20 @Kentucky											
J24 LSU											
J27 @Georgia											
J31 @Texas A&M											
F3 Florida											
F7 South Carolina											
F11 Tennessee											
F14 @Alabama											
F18 @Florida											
F21 Missouri											
F26 @Tennessee											
F28 Alabama											
M4 Miss. St.											

Henderson's Overall Statistics at Vanderbilt																									
Year	GP	GS	Min	Avg	FG	FGA	Pct	3FG	3FGA	Pct	FT	FTA	Pct	Off	Def	Tot	Avg	PF	FO	Ast	TO	Blk	Stl	Pts	Avg
2011-12	8	0	69	8.6	8	17	.471	0	0	.000	5	9	.556	12	11	23	2.9	15	0	5	5	0	1	21	2.6
2012-13	33	21	678	20.5	73	157	.465	0	1	.000	31	60	.517	47	66	113	3.4	75	1	27	49	29	18	177	5.4
2013-14	8	3	152	19.0	21	43	.488	0	0	.000	11	17	.647	14	20	34	4.3	16	0	3	6	3	5	53	6.6
2014-15	11	0	90	8.2	13	21	.619	0	1	.000	7	10	.700	8	14	22	2.0	14	0	1	5	1	1	33	3.0
<b>TOTAL</b>	<b>59</b>	<b>24</b>	<b>987</b>	<b>16.7</b>	<b>115</b>	<b>238</b>	<b>.483</b>	<b>0</b>	<b>2</b>	<b>.000</b>	<b>54</b>	<b>96</b>	<b>.563</b>	<b>81</b>	<b>109</b>	<b>190</b>	<b>3.2</b>	<b>119</b>	<b>1</b>	<b>36</b>	<b>65</b>	<b>33</b>	<b>25</b>	<b>284</b>	<b>4.8</b>

Henderson's SEC Statistics at Vanderbilt																									
Year	GP	GS	Min	Avg	FG	FGA	Pct	3FG	3FGA	Pct	FT	FTA	Pct	Off	Def	Tot	Avg	PF	FO	Ast	TO	Blk	Stl	Pts	Avg
2012-13	18	10	359	19.9	47	91	.516	0	1	.000	17	32	.531	22	37	59	3.3	42	1	9	30	17	8	111	6.2
<b>TOTAL</b>	<b>18</b>	<b>10</b>	<b>359</b>	<b>19.9</b>	<b>47</b>	<b>91</b>	<b>.516</b>	<b>0</b>	<b>1</b>	<b>.000</b>	<b>17</b>	<b>32</b>	<b>.531</b>	<b>22</b>	<b>37</b>	<b>59</b>	<b>3.3</b>	<b>42</b>	<b>1</b>	<b>9</b>	<b>30</b>	<b>17</b>	<b>8</b>	<b>111</b>	<b>6.2</b>

**DAMIAN JONES****30**Sophomore, Center  
6'10" 250 lbs.  
Baton Rouge, La.  
Scotlandville Magnet HS**SEASON HIGHS**

**Points:** 24, vs. Trevecca (11/16/14)  
**FG Made:** 10, vs. Trevecca (11/16/14)  
**FG Atts:** 15, vs. Lipscomb (11/20/14)  
**3FG Made:** 1, vs. Rutgers (11/28/14)  
**3FG Atts:** 1, 3x, vs. La Salle (11/29/14)  
**FT Made:** 9, vs. Baylor (12/4/14)  
**FT Atts:** 12, vs. Rutgers (11/28/14)  
**Rebounds:** 12, vs. Trevecca (11/16/14)  
**Assists:** 2, 3x, last vs. Rutgers (11/28/14)  
**Turnovers:** 5, 2x last at Saint Louis (12/31/14)  
**Blocks:** 4, vs. Trevecca (11/16/14)  
**Steals:** 1, 7x, last vs. Penn (12/22/14)  
**Minutes:** 31, 2x last vs. Saint Louis (12/31/14)

**CAREER HIGHS**

**Points:** 24, vs. Trevecca (11/16/14)  
**FG Made:** 10, vs. Trevecca (11/16/14)  
**FG Atts:** 15, 2x, last vs. Lipscomb (11/20/14)  
**3FG Made:** 1, vs. Rutgers (11/28/14)  
**3FG Atts:** 1, 3x, last vs. La Salle (11/29/14)  
**FT Made:** 9, vs. Baylor (12/4/14)  
**FT Atts:** 12, vs. Rutgers (11/28/14)  
**Rebounds:** 13, vs. Texas A&M (2/15/14)  
**Assists:** 2, 5x, last vs. Rutgers (11/28/14)  
**Turnovers:** 6, at Ole Miss (3/8/14)  
**Blocks:** 7, at S. Carolina (2/13/14)  
**Steals:** 1, 12x, last vs. Purdue (12/13/14)  
**Minutes:** 41, vs. Texas A&M (2/15/14)

**MISCELLANEOUS**

	2014-15	Career
Double-Digit Pts.	11	31
Double-Doubles	1	6

**JONES NOTEBOOK**

- ⊛ Tallied double figures in all but one contest in 2014-15 and has 20+ points in four games this year.
- ⊛ Second in SEC in FG% at 56.2%.
- ⊛ Scored 23 points vs. Rutgers, his third 20+ game of the season, and 16 vs. LaSalle at Barclays Center Classic.
- ⊛ Named to All-SEC Preseason First Team by league's coaches this season.
- ⊛ Scored 21 points and had six rebounds vs. Lipscomb.
- ⊛ Tallied his sixth double-double of his career vs. Trevecca - career high 24 points and 12 rebounds.
- ⊛ Named to the All-SEC Freshman team by the league's coaches last season.
- ⊛ Averaged 11.3 points and 11.7 ppg in league play in 2013-14. Scored in double-figures in 20 games, and scored a career-high 19 points on two occasions (Georgia State (11/12); at Missouri (2/19))
- ⊛ Played in all 31 games and started 28.
- ⊛ Won SEC Freshman of the Week honors after averaging 16.5 points and 5.5 rebounds in games against Missouri and Auburn.
- ⊛ Posted five double-doubles for the year.
- ⊛ Blocked a career-high seven blocks at South Carolina (2/13), which also tied a school record for blocks in a game held by Will Perdue (vs. East Carolina, 12/28/87) and Festus Ezeli (at Georgia, 2/16/11)
- ⊛ Chose the Commodores over LSU, Oklahoma, Oklahoma State, Duke, Syracuse, Kansas, Stanford, Florida, and Alabama.
- ⊛ Averaged 15.4 points, 8.0 rebounds, 4.0 blocks, and 2.0 assists in his senior season at Scotlandville Magnet.
- ⊛ His Scotlandville teams won back-to-back state championships in his junior and senior seasons, and he was named Louisiana's 5A Player of the Year as a senior...Also captured four district championships...Was a member of the A Honor Roll.
- ⊛ Advice to youngsters: "Do your best in what you put most of your interest in."

**JONES GAME-BY-GAME (SOPHOMORE)**

Opponent	M	FG-A	3P-A	FT-A	Reb	PF	A	T	B	S	PTS
N16 Trevecca*	23	10-13	0-0	4-9	12	1	2	1	4	1	24
N20 Lipscomb*	29	8-15	0-0	5-7	6	3	1	4	2	1	21
N23 Tennessee St.*	25	4-4	0-0	5-6	8	2	0	1	2	0	13
N25 Norfolk St.*	29	3-6	0-1	0-1	7	3	2	3	3	1	6
N28 Rutgers*	28	7-10	1-1	8-12	6	3	2	1	1	0	23
N29 Lasalle*	30	6-12	0-1	4-5	7	3	1	0	0	1	16
D4 Baylor*	27	6-12	0-0	9-9	9	4	0	2	0	1	21
D13 Purdue*	31	6-14	0-1	3-5	5	3	0	5	2	1	15
D16 W. Carolina*	23	5-6	0-0	6-9	5	3	1	2	1	0	16
D20 @Georgia Tech*	27	4-9	0-0	4-6	7	1	0	1	2	1	12
D22 Penn*	25	4-7	0-0	7-9	6	2	0	2	2	1	15
D31 @Saint Louis*	31	5-13	0-0	5-7	6	1	0	5	2	0	15
J3 Yale											
J6 Auburn											
J10 @Arkansas											
J14 Georgia											
J17 @Miss. St.											
J20 @Kentucky											
J24 LSU											
J27 @Georgia											
J31 @Texas A&M											
F3 Florida											
F7 South Carolina											
F11 Tennessee											
F14 @Alabama											
F18 @Florida											
F21 Missouri											
F26 @Tennessee											
F28 Alabama											
M4 Miss. St.											
M7 @Ole Miss											

**Jones' Overall Statistics at Vanderbilt**

Year	GP	GS	Min	Avg	FG	FGA	Pct	3pt	2ptA	Pct	FT	FTA	Pct	Off	Def	Tot	Avg	PF	FO	Ast	TO	Blk	Stl	Pts	Avg
2013-14	31	28	803	25.9	138	254	.543	0	0	.000	73	134	.545	57	119	176	5.7	104	3	7	56	43	9	349	11.3
2014-15	12	12	328	27.3	68	121	.562	1	4	.250	60	85	.706	29	55	84	7.0	29	0	9	27	21	8	197	16.4
<b>TOTAL</b>	<b>43</b>	<b>40</b>	<b>1131</b>	<b>26.3</b>	<b>206</b>	<b>375</b>	<b>.549</b>	<b>1</b>	<b>4</b>	<b>.250</b>	<b>133</b>	<b>219</b>	<b>.607</b>	<b>86</b>	<b>174</b>	<b>260</b>	<b>6.0</b>	<b>133</b>	<b>3</b>	<b>16</b>	<b>83</b>	<b>64</b>	<b>17</b>	<b>546</b>	<b>12.7</b>

**Jones' SEC Statistics at Vanderbilt**

Year	GP	GS	Min	Avg	FG	FGA	Pct.	3pt	3ptA	Pct	FT	FTA	Pct	Off	Def	Tot	Avg	PF	FO	Ast	TO	Blk	Stl	Pts	Avg
2013-14	18	18	525	29.2	82	160	.513	0	0	.000	46	77	.597	38	79	117	6.5	67	2	5	37	26	7	210	11.7
<b>TOTAL</b>	<b>18</b>	<b>18</b>	<b>525</b>	<b>29.2</b>	<b>82</b>	<b>160</b>	<b>.513</b>	<b>0</b>	<b>0</b>	<b>.000</b>	<b>46</b>	<b>77</b>	<b>.597</b>	<b>38</b>	<b>79</b>	<b>117</b>	<b>6.5</b>	<b>67</b>	<b>2</b>	<b>5</b>	<b>37</b>	<b>26</b>	<b>7</b>	<b>210</b>	<b>11.7</b>



**CARTER JOSEPHS**

**14** Junior, Guard  
6'0" 180 lbs.  
San Antonio, Texas  
Tom C. Clark HS

**SEASON HIGHS**

**Points:**  
**FG Made:**  
**FG Atts:**  
**3FG Made:**  
**3FG Atts:**  
**FT Made:**  
**FT Atts:** 2, vs. Lipscomb (11/20/14)  
**Rebounds:** 1, vs. Trevecca (11/16/14)  
**Assists:**  
**Turnovers:** 3, vs. Trevecca (11/16/14)  
**Blocks:**  
**Steals:**  
**Minutes:** 4, vs. Trevecca (11/16/14)

**CAREER HIGHS**

**Points:** 2, at Mississippi State (2/23/13)  
**FG Made:** 1, at Mississippi State (2/23/13)  
**FG Atts:** 1, 2x, last at Tennessee (3/1/14)  
**3FG Made:**  
**3FG Atts:**  
**FT Made:**  
**FT Atts:** 2, vs. Lipscomb (11/20/14)  
**Rebounds:** 3, vs. Florida (2/25/14)  
**Assists:** 9, at Auburn (2/22/14)  
**Turnovers:** 3, vs. Trevecca (11/16/14)  
**Blocks:**  
**Steals:** 1, 5x, last at Ole Miss (3/8/14)  
**Minutes:** 21, at Ole Miss (3/8/14)

**MISCELLANEOUS**

**JOSEPHS NOTEBOOK**

- ⊕ Walk-on guard from San Antonio, Texas, who earned a scholarship in September for his outstanding contribution to the Commodore program...Played at Tom C. Clark High School...Played in 20 games as a sophomore in 2013-14.
- ⊕ Did not score in 2013-14, but averaged 1.1 assists and 0.3 rebounds per game
- ⊕ Played significant minutes in the team's last six games, averaging 16.3 minutes per game.
- ⊕ Made first career start at Ole Miss.
- ⊕ Helped the Commodores to a win at Auburn on February 22, playing 16 minutes and dishing out nine assists.
- ⊕ Played 20 minutes against number one Florida, where he grabbed a career-high three rebounds and also adding two assists and a steal.
- ⊕ Was his high school team's captain and defensive MVP in 2011-12, where he averaged 7.8 points, 5.2 assists, and 3.7 rebounds per game.
- ⊕ Academically, he was a member of the National Honor Society and the Spanish National Honor Society, was a National Achievement Scholar Semifinalist, and won the Clark Principal's Award from 2009-12.
- ⊕ Plans to major in mechanical engineering.
- ⊕ Advice to youngsters: "Work harder than everyone else."


**JOSEPHS GAME-BY-GAME (JUNIOR)**

Opponent	M	FG-A	3P-A	FT-A	Reb	PF	A	T	B	S	PTS
N16 Trevecca	4	0-0	0-0	0-0	1	1	0	3	0	0	0
N20 Lipscomb	1	0-0	0-0	0-2	0	0	0	0	0	0	0
N23 Tennessee St.	2	0-0	0-0	0-0	0	0	0	0	0	0	0
N25 Norfolk St.	DNP										
N28 Rutgers	DNP										
N29 Lasalle	DNP										
D4 Baylor	DNP										
D13 Purdue	DNP										
D16 W. Carolina	2	0-0	0-0	0-0	0	0	0	0	0	0	0
D20 @Georgia Tech	DNP										
D22 Penn	3	0-0	0-0	0-0	0	0	0	0	0	0	0
D31 @Saint Louis	1	0-0	0-0	0-0	0	0	0	0	0	0	0
J3 Yale											
J6 Auburn											
J10 @Arkansas											
J14 Georgia											
J17 @Miss. St.											
J20 @Kentucky											
J24 LSU											
J27 @Georgia											
J31 @Texas A&M											
F3 Florida											
F7 South Carolina											
F11 Tennessee											
F14 @Alabama											
F18 @Florida											
F21 Missouri											
F26 @Tennessee											
F28 Alabama											
M4 Miss. St.											
M7 @Ole Miss											

Josephs' Overall Statistics at Vanderbilt																									
Year	GP	GS	Min	Avg	FG	FGA	Pct	3FG	3FGA	Pct	FT	FTA	Pct	Off	Def	Tot	Avg	PF	FO	Ast	TO	Blk	Stl	Pts	Avg
2012-13	6	0	6	1.0	1	1	1.000	0	0	.000	0	0	.000	0	0	0	0.0	1	0	0	0	0	0	2	0.3
2013-14	20	1	160	8.0	0	1	.000	0	0	.000	0	1	.000	0	7	7	0.4	17	0	22	8	0	6	0	0.0
2014-15	6	0	13	2.2	0	0	.000	0	0	.000	0	2	.000	0	1	1	0.2	1	0	0	3	0	0	0	0.0
<b>TOTAL</b>	<b>32</b>	<b>1</b>	<b>179</b>	<b>5.6</b>	<b>1</b>	<b>2</b>	<b>.500</b>	<b>0</b>	<b>0</b>	<b>.000</b>	<b>0</b>	<b>3</b>	<b>.000</b>	<b>0</b>	<b>8</b>	<b>8</b>	<b>0.3</b>	<b>19</b>	<b>0</b>	<b>22</b>	<b>11</b>	<b>0</b>	<b>6</b>	<b>2</b>	<b>0.1</b>

Josephs' SEC Statistics at Vanderbilt																									
Year	GP	GS	Min	Avg	FG	FGA	Pct	3FG	3FGA	Pct	FT	FTA	Pct	Off	Def	Tot	Avg	PF	FO	Ast	TO	Blk	Stl	Pts	Avg
2012-13	2	0	2	1.0	1	1	1.000	0	0	.000	0	0	.000	0	0	0	0.0	1	0	0	0	0	0	2	1.0
2013-14	14	1	127	9.1	0	1	.000	0	0	.000	0	0	.000	0	6	6	0.4	15	0	21	5	0	5	0	0.0
<b>TOTAL</b>	<b>16</b>	<b>1</b>	<b>129</b>	<b>8.1</b>	<b>1</b>	<b>2</b>	<b>.500</b>	<b>0</b>	<b>0</b>	<b>.000</b>	<b>0</b>	<b>0</b>	<b>.000</b>	<b>0</b>	<b>6</b>	<b>6</b>	<b>0.4</b>	<b>16</b>	<b>0</b>	<b>21</b>	<b>5</b>	<b>0</b>	<b>5</b>	<b>2</b>	<b>0.1</b>



**LUKE KORNET**

**3**

Sophomore, Forward  
7'0" 240 lbs.  
Lantana, Texas  
Liberty Christian HS

**SEASON HIGHS**

- Points:** 24, vs. Tennessee State (11/23/14)
- FG Made:** 10, vs. Tennessee State (11/23/14)
- FG Atts:** 11, vs. Tennessee State (11/23/14)
- 3FG Made:** 4, vs. Rutgers (11/28/14)
- 3FG Atts:** 5, 2x, last vs. Rutgers (11/28/14)
- FT Made:** 4, vs. Trevecca (11/16/14)
- FT Atts:** 6, vs. Trevecca (11/16/14)
- Rebounds:** 10, vs. Trevecca (11/16/14)
- Assists:** 4, vs. W. Carolina (12/16/14)
- Turnovers:** 3, at Ga. Tech (12/20/14)
- Blocks:** 4, vs. Trevecca (11/16/14)
- Steals:** 1, vs. Baylor (12/4/14)
- Minutes:** 32, vs. Baylor (12/4/14)

**CAREER HIGHS**

- Points:** 24, vs. Tennessee State (11/23/14)
- FG Made:** 10, vs. Tennessee State (11/23/14)
- FG Atts:** 13, at Ole Miss (3/8/14)
- 3FG Made:** 4, vs. Rutgers (11/28/14)
- 3FG Atts:** 6, 3x, last vs. Miss. State (3/12/14)
- FT Made:** 4, 2x, last vs. Trevecca (11/16/14)
- FT Atts:** 6, vs. Trevecca (11/16/14)
- Rebounds:** 10, vs. Trevecca (11/16/14)
- Assists:** 4, vs. W. Carolina (12/16/14)
- Turnovers:** 3, 2x, last at Ga. Tech (12/20/14)
- Blocks:** 4, vs. Trevecca (11/16/14)
- Steals:** 3, vs. Miss. State (2/1/14)
- Minutes:** 34, at Ole Miss (3/8/14)

**KORNET NOTEBOOK**

- ✪ Shooting 47.1% from three this season.
- ✪ Scored career-high 24 points on 10-11 shooting vs. Tenn. State... He tied the Memorial Gym record for FG% held by Jeffrey Taylor, who was also 10-11 from the floor vs. Tennessee State on December 19, 2009.
- ✪ Posted first career double-double vs. Trevecca (10 pts, career-high 10 rebs.); also had career-best four blocks.
- ✪ Played in 30 games and started two last season.
- ✪ Averaged 4.0 points, 2.3 rebounds, and 0.8 assists per game in 2013-14.
- ✪ Scored in double-figures in three games.
- ✪ Tallied a career-high 13 points at Ole Miss (3/8).
- ✪ Grabbed a career-high seven rebounds in back-to-back games - against Northeastern (1/4) and at Alabama (1/7).
- ✪ Made a career-high three made three-pointers at Texas A&M in a win on Jan. 25.
- ✪ Made two or more threes in six games.
- ✪ Dished out three assists vs. Saint Louis (12/30) and at Ole Miss (3/8)...Blocked a career-high three shots at Georgia (1/29).
- ✪ Grew seven inches in his senior season and then two more when he arrived on campus.
- ✪ Son of Frank Kornet, a former Vanderbilt basketball standout of his own from 1986-89.
- ✪ Averaged 15.0 points, 8.0 rebounds, 3.0 blocks, and 3.0 steals at Liberty Christian School in Argyle, Texas.
- ✪ Team was a state finalist in 2013, and were District TAPPS 5A-1 Champions in 2013.
- ✪ Named to TAPPS 5A First Team All-State in 2012-13, and was an honorable all-state selection in 2011-12.
- ✪ Named to TAPPS 5A-1 First Team All-District team in 2011-12 and 2012-13...Denton Record Chronicle Defensive Player of the Area in 2012-13...Selected to the 2013 TAPPS State All-Tournament Team, and was also a member of the 2012 and 2013 Academic All-State Team.
- ✪ Advice to youngsters: "Your life is a gift from God, so do everything possible to give back to Him."

**KORNET GAME-BY-GAME (SOPHOMORE)**

Opponent	M	FG-A	3P-A	FT-A	Reb	PF	A	T	B	S	PTS
N16 Trevecca*	23	3-5	0-2	4-6	10	2	0	1	4	0	10
N20 Lipscomb*	21	4-6	3-4	0-0	3	4	0	2	1	0	11
N23 Tennessee St.*	25	10-11	3-4	1-1	7	1	1	1	2	0	24
N25 Norfolk St.*	10	2-7	1-5	0-0	1	3	0	1	0	0	5
N28 Rutgers*	30	5-7	4-5	0-0	3	4	1	2	0	0	14
N29 Lasalle*	17	4-6	2-3	0-0	2	0	0	1	0	0	10
D4 Baylor*	32	4-7	2-3	3-4	8	2	1	1	3	1	13
D13 Purdue*	23	0-0	0-0	0-0	2	4	0	0	2	0	0
D16 W. Carolina*	25	3-7	0-4	3-4	4	4	4	2	2	0	9
D20 @Georgia Tech*	19	0-2	0-1	0-0	3	2	1	3	1	0	0
D22 Penn	16	2-4	0-1	2-4	2	3	0	1	0	0	6
D31 @Saint Louis	11	1-2	1-2	0-0	3	1	0	1	1	0	3
J3 Yale											
J6 Auburn											
J10 @Arkansas											
J14 Georgia											
J17 @Miss. St.											
J20 @Kentucky											
J24 LSU											
J27 @Georgia											
J31 @Texas A&M											
F3 Florida											
F7 South Carolina											
F11 Tennessee											
F14 @Alabama											
F18 @Florida											
F21 Missouri											
F26 @Tennessee											
F28 Alabama											
M4 Miss. St.											
M7 @Ole Miss											

**Kornet's Overall Statistics at Vanderbilt**

Year	GP	GS	Min	Avg	FG	FGA	Pct	3FG	3FGA	Pct	FT	FTA	Pct	Off	Def	Tot	Avg	PF	FO	Ast	TO	Blk	Stl	Pts	Avg
2013-14	30	2	460	15.3	45	131	.344	21	89	.236	8	15	.533	19	49	68	2.3	34	0	23	21	17	9	119	4.0
2014-15	12	10	252	21.0	38	64	.594	16	34	.471	13	19	.684	12	36	48	4.0	30	0	8	16	16	1	105	8.8
<b>TOTAL</b>	<b>42</b>	<b>12</b>	<b>712</b>	<b>17.0</b>	<b>83</b>	<b>195</b>	<b>.426</b>	<b>37</b>	<b>123</b>	<b>.301</b>	<b>21</b>	<b>34</b>	<b>.618</b>	<b>31</b>	<b>85</b>	<b>116</b>	<b>2.8</b>	<b>64</b>	<b>0</b>	<b>31</b>	<b>37</b>	<b>33</b>	<b>10</b>	<b>224</b>	<b>5.3</b>

**Kornet's SEC Statistics at Vanderbilt**

Year	GP	GS	Min	Avg	FG	FGA	Pct	3FG	3FGA	Pct	FT	FTA	Pct	Off	Def	Tot	Avg	PF	FO	Ast	TO	Blk	Stl	Pts	Avg
2013-14	18	1	279	15.5	24	78	.308	12	57	.211	4	9	.444	10	29	39	2.2	16	0	13	13	10	7	64	3.6
<b>TOTAL</b>	<b>18</b>	<b>1</b>	<b>279</b>	<b>15.5</b>	<b>24</b>	<b>78</b>	<b>.308</b>	<b>12</b>	<b>57</b>	<b>.211</b>	<b>4</b>	<b>9</b>	<b>.444</b>	<b>10</b>	<b>29</b>	<b>39</b>	<b>2.2</b>	<b>16</b>	<b>0</b>	<b>13</b>	<b>13</b>	<b>10</b>	<b>7</b>	<b>64</b>	<b>3.6</b>



**RILEY LACHANCE**

**13**

Freshman, Guard  
6'2" 194 lbs.  
Brookfield, Wis.  
Brookfield HS

**SEASON HIGHS**

- Points:** 26, 2x, last vs. W. Carolina (12/16/14)
- FG Made:** 9, vs. Purdue (12/13/14)
- FG Atts:** 13, vs. Purdue (12/13/14)
- 3FG Made:** 5, vs. W. Carolina (12/16/14)
- 3FG Atts:** 8, 2x, last vs. W. Carolina (12/16/14)
- FT Made:** 5, 2x, last vs. W. Carolina (12/16/14)
- FT Atts:** 5, 2x, last vs. W. Carolina (12/16/14)
- Rebounds:** 7, at Saint Louis (12/31/14)
- Assists:** 6, vs. Lipscomb (11/20/14)
- Turnovers:** 3, vs. W. Carolina (12/16/14)
- Blocks:** 1, vs. Baylor (12/4/14)
- Steals:** 5, vs. Penn (12/22/14)
- Minutes:** 37, vs. Rutgers (11/28/14)

**CAREER HIGHS**

- Points:** 26, 2x, last vs. W. Carolina (12/16/14)
- FG Made:** 9, vs. Purdue (12/13/14)
- FG Atts:** 13, vs. Purdue (12/13/14)
- 3FG Made:** 5, vs. W. Carolina (12/16/14)
- 3FG Atts:** 8, 2x, last vs. W. Carolina (12/16/14)
- FT Made:** 5, 2x, last vs. W. Carolina (12/16/14)
- FT Atts:** 5, 2x, last vs. W. Carolina (12/16/14)
- Rebounds:** 7, at Saint Louis (12/31/14)
- Assists:** 6, vs. Lipscomb (11/20/14)
- Turnovers:** 3, vs. W. Carolina (12/16/14)
- Blocks:** 1, vs. Baylor (12/4/14)
- Steals:** 5, vs. Penn (12/22/14)
- Minutes:** 37, vs. Rutgers (11/28/14)

**MISCELLANEOUS**

**LACHANCE NOTEBOOK**

- ⊛ Had team-high 19 points at St. Louis in win; also grabbed a career high seven rebounds.
- ⊛ Scored a career-high 26 points in win over Purdue and 26 vs. Western Carolina.
- ⊛ SEC freshman leader in points scored and threes made (2.1 per game).
- ⊛ Tallied 14 points in win over LaSalle, all in 2nd half.
- ⊛ Posted career-high five steals vs. Penn.
- ⊛ Scored 24 points in exhibition win over Illinois-Springfield.
- ⊛ 6'2 guard who lead his Brookfield Central High School team in Wisconsin to a 24-1 record as a senior when he averaged 23.0 points and 2.6 assists per game...Left Brookfield as the school's all-time leading scorer (1,643 points).
- ⊛ Averaged 23.0 points and 2.6 assists and was named a unanimous first-team All-State by the Wisconsin Basketball Coaches Association and the Associated Press.
- ⊛ Was voted the top point guard in the state of Wisconsin by Wisconsin Hoops, and was the Player of the Year for Waukesha County.
- ⊛ Also Brookfield's single-season scoring leader with 543 points, and the all-time leader in steals with 188.
- ⊛ Major is Human and Organizational Development.

**LACHANCE GAME-BY-GAME (FRESHMAN)**

Opponent	M	FG-A	3P-A	FT-A	Reb	PF	A	T	B	S	PTS
N16 Trevecca*	24	4-10	3-8	2-2	2	2	2	1	0	0	13
N20 Lipscomb*	33	3-10	0-2	3-4	5	1	6	1	0	0	9
N23 Tennessee St.*	27	5-11	2-5	1-2	4	0	0	1	0	0	13
N25 Norfolk St.*	36	4-8	3-6	1-2	1	2	2	1	0	0	12
N28 Rutgers*	37	3-7	1-3	0-0	3	0	3	1	0	1	7
N29 LaSalle*	33	6-10	2-6	0-0	2	0	3	0	0	1	14
D4 Baylor*	32	1-7	0-6	0-0	0	0	3	1	1	0	2
D13 Purdue*	34	9-13	3-4	5-5	1	0	2	1	0	0	26
D16 W. Carolina*	34	8-12	5-8	5-5	4	2	3	3	0	1	26
D20 @Georgia Tech*	36	3-7	2-6	2-2	1	1	1	1	0	0	10
D22 Penn*	28	1-6	1-2	2-2	1	0	4	0	0	5	5
D31 @Saint Louis*	33	7-9	3-4	2-2	7	2	4	1	0	1	19
J3 Yale											
J6 Auburn											
J10 @Arkansas											
J14 Georgia											
J17 @Miss. St.											
J20 @Kentucky											
J24 LSU											
J27 @Georgia											
J31 @Texas A&M											
F3 Florida											
F7 South Carolina											
F11 Tennessee											
F14 @Alabama											
F18 @Florida											
F21 Missouri											
F26 @Tennessee											
F28 Alabama											
M4 Miss. St.											
M7 @Ole Miss											

LaChance's Overall Statistics at Vanderbilt

Year	GP	GS	Min	Avg	FG	FGA	Pct	3FG	3FGA	Pct	FT	FTA	Pct	Off	Def	Tot	Avg	PF	FO	Ast	TO	Blk	Stl	Pts	Avg
2014-15	12	12	387	32.2	54	110	.491	25	60	.417	23	26	.885	2	29	31	2.6	10	0	33	12	1	9	156	13.0
<b>TOTAL</b>	<b>12</b>	<b>12</b>	<b>387</b>	<b>32.2</b>	<b>54</b>	<b>110</b>	<b>.491</b>	<b>25</b>	<b>60</b>	<b>.417</b>	<b>23</b>	<b>26</b>	<b>.885</b>	<b>2</b>	<b>29</b>	<b>31</b>	<b>2.6</b>	<b>10</b>	<b>0</b>	<b>33</b>	<b>12</b>	<b>1</b>	<b>9</b>	<b>156</b>	<b>13.0</b>

LaChance's SEC Statistics at Vanderbilt

Year	GP	GS	Min	Avg	FG	FGA	Pct	3FG	3FGA	Pct	FT	FTA	Pct	Off	Def	Tot	Avg	PF	FO	Ast	TO	Blk	Stl	Pts	Avg
------	----	----	-----	-----	----	-----	-----	-----	------	-----	----	-----	-----	-----	-----	-----	-----	----	----	-----	----	-----	-----	-----	-----



**PHILLIP MCGLOIN**

**12**

Freshman, Guard  
6'1" 178 lbs.  
Washington, D.C.  
Sidwell Friends

**SEASON HIGHS**

- Points:**
- FG Made:**
- FG Atts:** 1, vs. Penn (12/22/14)
- 3FG Made:**
- 3FG Atts:** 1, vs. Penn (12/22/14)
- FT Made:**
- FT Atts:**
- Rebounds:** 2, vs. Penn (12/22/14)
- Assists:**
- Turnovers:** 2, vs. Penn (12/22/14)
- Blocks:**
- Steals:**
- Minutes:** 3, vs. Penn (12/22/14)

**CAREER HIGHS**

- Points:**
- FG Made:**
- FG Atts:** 1, vs. Penn (12/22/14)
- 3FG Made:**
- 3FG Atts:** 1, vs. Penn (12/22/14)
- FT Made:**
- FT Atts:**
- Rebounds:** 2, vs. Penn (12/22/14)
- Assists:**
- Turnovers:** 2, vs. Penn (12/22/14)
- Blocks:**
- Steals:**
- Minutes:** 3, vs. Penn (12/22/14)

**MISCELLANEOUS**

**MCGLOIN NOTEBOOK**

- ✪ Made first appearance of his career in final seconds of win over Purdue.
- ✪ Made the team as a walk-on in October of 2014.
- ✪ Played at Sidwell Friends in Washington, D.C., where his team won two Mid-Atlantic Conference championships and he was named an All-MAC first-team selection in his senior season.
- ✪ Averaged 19.5 points, 6.0 assists, and 5.5 rebounds per game with the Quakers.
- ✪ Member of the School Senate at Sidwell Friends and also named a National Achievement Scholar.
- ✪ Plans to major in Environmental Engineering.

**MCGLOIN'S GAME-BY-GAME (FRESHMAN)**

Opponent	M	FG-A	3P-A	FT-A	Reb	PF	A	T	B	S	PTS
N16 Trevecca	DNP										
N20 Lipscomb	DNP										
N23 Tennessee St.	DNP										
N25 Norfolk St.	DNP										
N28 Rutgers	DNP										
N29 Lasalle	DNP										
D4 Baylor	DNP										
D13 Purdue	0+	0-0	0-0	0-0	0	0	0	0	0	0	0
D16 W. Carolina	DNP										
D20 @Georgia Tech	DNP										
D22 Penn	3	0-1	0-1	0-0	2	0	0	2	0	0	0
D31 @Saint Louis	DNP										
J3 Yale											
J6 Auburn											
J10 @Arkansas											
J14 Georgia											
J17 @Miss. St.											
J20 @Kentucky											
J24 LSU											
J27 @Georgia											
J31 @Texas A&M											
F3 Florida											
F7 South Carolina											
F11 Tennessee											
F14 @Alabama											
F18 @Florida											
F21 Missouri											
F26 @Tennessee											
F28 Alabama											
M4 Miss. St.											
M7 @Ole Miss											

McGloin's Overall Statistics at Vanderbilt

Year	GP	GS	Min	Avg	FG	FGA	Pct	3FG	3FGA	Pct	FT	FTA	Pct	Off	Def	Tot	Avg	PF	FO	Ast	TO	Blk	Stl	Pts	Avg
2014-15	2	0	3	1.5	0	1	.000	0	1	.000	0	0	.000	0	2	2	1.0	0	0	0	2	0	0	0	0.0
<b>TOTAL</b>	<b>2</b>	<b>0</b>	<b>3</b>	<b>1.5</b>	<b>0</b>	<b>1</b>	<b>.000</b>	<b>0</b>	<b>1</b>	<b>.000</b>	<b>0</b>	<b>0</b>	<b>.000</b>	<b>0</b>	<b>2</b>	<b>2</b>	<b>1.0</b>	<b>0</b>	<b>0</b>	<b>0</b>	<b>2</b>	<b>0</b>	<b>0</b>	<b>0</b>	<b>0.0</b>

McGloin's SEC Statistics at Vanderbilt

Year	GP	GS	Min	Avg	FG	FGA	Pct	3FG	3FGA	Pct	FT	FTA	Pct	Off	Def	Tot	Avg	PF	FO	Ast	TO	Blk	Stl	Pts	Avg
------	----	----	-----	-----	----	-----	-----	-----	------	-----	----	-----	-----	-----	-----	-----	-----	----	----	-----	----	-----	-----	-----	-----



**SHELTON MITCHELL**

O

Freshman, Guard  
6'3" 186 lbs.  
Waxhaw, N.C.  
Oak Hill Academy

**SEASON HIGHS**

- Points:** 7, 2x, last vs. Purdue
- FG Made:** 3, vs. Tennessee State (11/23/14)
- FG Atts:** 7, vs. Baylor (12/4/14)
- 3FG Made:** 1, 3x, last at Saint Louis (12/31/14)
- 3FG Atts:** 2, 3x, last vs. Baylor (12/4/14)
- FT Made:** 4, vs. W. Carolina (12/16/14)
- FT Atts:** 6, 2x, last vs. Purdue
- Rebounds:** 6, 2x, last vs. Penn (12/22/14)
- Assists:** 7, 2x, last vs. Penn (12/22/14)
- Turnovers:** 6, vs. Penn (12/22/14)
- Blocks:** 1, 2x, last vs. Penn (12/22/14)
- Steals:** 1, 2x, last vs. Penn (12/22/14)
- Minutes:** 33, vs. Tennessee State (11/23/14)

**CAREER HIGHS**

- Points:** 7, 2x, last vs. Purdue
- FG Made:** 3, vs. Tennessee State (11/23/14)
- FG Atts:** 7, vs. Baylor (12/4/14)
- 3FG Made:** 1, 3x, last at Saint Louis (12/31/14)
- 3FG Atts:** 2, 3x, last vs. Baylor (12/4/14)
- FT Made:** 4, vs. W. Carolina (12/16/14)
- FT Atts:** 6, 2x, last vs. Purdue
- Rebounds:** 6, 2x, last vs. Penn (12/22/14)
- Assists:** 7, 2x, last vs. Penn (12/22/14)
- Turnovers:** 6, vs. Penn (12/22/14)
- Blocks:** 1, 2x, last vs. Penn (12/22/14)
- Steals:** 1, 2x, last vs. Penn (12/22/14)
- Minutes:** 33, vs. Tennessee State (11/23/14)

**MISCELLANEOUS**

**MITCHELL NOTEBOOK**

- ⊕ Tied for third in the SEC in assists with teammate Wade Baldwin IV - had 7 assists vs. Penn and 4 at St. Louis.
- ⊕ Tied career highs in points (7) and had six assists in win over Purdue.
- ⊕ Had career-high seven assists vs. Tenn. State.
- ⊕ Scored 21 points, had nine rebounds, and five assists in exhibition win over Illinois-Springfield.
- ⊕ Injured for most of his senior campaign at Oak Hill Academy.
- ⊕ Spent three seasons playing for Cuthbertson High School, where he averaged 19.2 points, 4.6 rebounds, and 4.5 assists and scored over 1,400 points.
- ⊕ Named the NCPreps.com 2A Player of the Year in his junior season at Cuthbertson, and was named the Region Player of the Year in the spring of 2013 by the Charlotte Observer.
- ⊕ Chose Vanderbilt over Arizona, Connecticut, Wake Forest, North Carolina State, Oregon, Cal, and Missouri.

**MITCHELL GAME-BY-GAME (FRESHMAN)**

Opponent	M	FG-A	3P-A	FT-A	Reb	PF	A	T	B	S	PTS
N16 Trevecca*	29	1-5	1-2	3-4	3	1	4	2	0	0	6
N20 Lipscomb*	18	1-4	0-1	2-2	4	3	3	2	0	0	4
N23 Tennessee St.*	33	3-5	1-2	0-0	3	0	7	3	1	0	7
N25 Norfolk St.*	26	1-4	0-0	1-3	3	1	6	1	0	0	3
N28 Rutgers*	21	1-5	0-1	1-1	2	1	2	2	0	0	3
N29 Lasalle	17	1-4	0-0	0-0	1	1	4	2	0	0	2
D4 Baylor	23	1-7	0-2	2-5	1	2	3	2	0	1	4
D13 Purdue	20	2-4	0-1	3-6	1	1	6	1	0	0	7
D16 W. Carolina	18	1-3	0-0	4-4	3	2	5	4	0	0	6
D20 @Georgia Tech	20	1-5	0-1	1-2	6	0	6	2	0	0	3
D22 Penn*	24	2-3	1-2	0-0	6	2	7	6	1	1	5
D31 @Saint Louis*	22	1-2	1-1	0-0	1	0	4	1	0	0	3
J3 Yale											
J6 Auburn											
J10 @Arkansas											
J14 Georgia											
J17 @Miss. St.											
J20 @Kentucky											
J24 LSU											
J27 @Georgia											
J31 @Texas A&M											
F3 Florida											
F7 South Carolina											
F11 Tennessee											
F14 @Alabama											
F18 @Florida											
F21 Missouri											
F26 @Tennessee											
F28 Alabama											
M4 Miss. St.											
M7 @Ole Miss											

Year	GP	GS	Min	Avg	FG	FGA	Pct	3FG	3FGA	Pct	FT	FTA	Pct	Off	Def	Tot	Avg	PF	FO	Ast	TO	Blk	Stl	Pts	Avg
2014-15	12	7	271	22.6	16	51	.314	4	13	.308	17	27	.630	3	31	34	2.8	14	0	57	28	2	2	53	4.4
<b>TOTAL</b>	<b>12</b>	<b>7</b>	<b>271</b>	<b>22.6</b>	<b>16</b>	<b>51</b>	<b>.314</b>	<b>4</b>	<b>13</b>	<b>.308</b>	<b>17</b>	<b>27</b>	<b>.630</b>	<b>3</b>	<b>31</b>	<b>34</b>	<b>2.8</b>	<b>14</b>	<b>0</b>	<b>57</b>	<b>28</b>	<b>2</b>	<b>2</b>	<b>53</b>	<b>4.4</b>

Year	GP	GS	Min	Avg	FG	FGA	Pct	3FG	3FGA	Pct	FT	FTA	Pct	Off	Def	Tot	Avg	PF	FO	Ast	TO	Blk	Stl	Pts	Avg
2014-15	7	7	271	22.6	16	51	.314	4	13	.308	17	27	.630	3	31	34	2.8	14	0	57	28	2	2	53	4.4



**SHELBY MOATS**

**34**

Senior, Forward  
6'8" 221 lbs.  
Waconia, Minn.  
Waconia HS

**SEASON HIGHS**

**Points:** 6, vs. Trevecca (11/16/14)  
**FG Made:** 3, vs. Trevecca (11/16/14)  
**FG Atts:** 4, vs. Trevecca (11/16/14)  
**3FG Made:**  
**3FG Atts:** 1, vs. Tennessee State (11/23/14)  
**FT Made:** 1, 2x last at Saint Louis (12/31/14)  
**FT Atts:** 2, 2x last at Saint Louis (12/31/14)  
**Rebounds:** 8, vs. Trevecca (11/16/14)  
**Assists:** 1, vs. Trevecca (11/16/14)  
**Turnovers:** 3, vs. Tennessee State (11/23/14)  
**Blocks:**  
**Steals:** 1, vs. Lipscomb (11/20/14)  
**Minutes:** 17, vs. Trevecca (11/16/14)

**CAREER HIGHS**

**Points:** 9, vs. Kentucky (1/10/13)  
**FG Made:** 4, vs. Kentucky (1/10/13)  
**FG Atts:** 7, 2x, last vs. Kentucky (1/10/13)  
**3FG Made:** 2, 2x, last at Missouri (2/19/14)  
**3FG Atts:** 5, vs. Nicholls State (11/10/12)  
**FT Made:** 3, vs. Butler (12/29/12)  
**FT Atts:** 5, vs. Butler (12/29/12)  
**Rebounds:** 10, vs. Kentucky (1/10/13)  
**Assists:** 4, vs. Ole Miss (1/15/13)  
**Turnovers:** 4, 2x, last at Butler (11/19/13)  
**Blocks:** 2, 2x last vs. Austin Peay (12/17/13)  
**Steals:** 2, 3x, last at LSU (1/18/14)  
**Minutes:** 36, vs. Ole Miss (1/15/13)

**MOATS NOTEBOOK**

- ✪ Missed last three games due to concussion suffered in practice; played one minute vs. Yale.
- ✪ Tallied six points and eight rebounds vs. Trevecca.
- ✪ Named to 2014 CoSida Academic All-District 2 team, graduated with degree in Economics in May of 2014. Currently in the Owen School of Business pursuing a master's degree in Finance.
- ✪ Played in all 31 games and started one as a junior in 2013-14...Averaged 1.5 points and 1.6 rebounds.
- ✪ Scored season high eight points at Missouri (2/19) and tied a career-high with two made threes in the game against the Tigers...Played season-high 21 minutes vs. Florida.
- ✪ Played in 31 games and made nine starts in 2012-13...Averaged 3.0 points and 2.9 rebounds.
- ✪ Scored career-high 10 points and had career-best nine rebounds vs. UK (1/10).
- ✪ Played 30 minutes in first collegiate start vs. Nicholls State - scored eight points and had two rebounds.
- ✪ Played career-high 36 minutes vs. Ole Miss in fifth career start - grabbed eight rebounds.
- ✪ Played in 16 games in 2011-12 as a true freshman and averaged 0.5 points and 0.9 rebounds per game.
- ✪ Had first two blocks of his collegiate career at Ole Miss (2/16/12).
- ✪ Made first career 3-pointer vs Monmouth (11/25); also added career-high six boards vs. Monmouth.
- ✪ Powerfully-built power forward who has excellent shooting touch from beyond-the-arc.
- ✪ Was the valedictorian of his Waconia High School senior class in 2011.
- ✪ Four-year varsity letterwinner in basketball, two-year captain, and a two-year letterman in football at Waconia
- ✪ Averaged 22 points and 12 rebounds in his senior year at Waconia and ended his career with 1,772 points and 985 rebounds.
- ✪ Majoring in Economics at Vanderbilt, scheduled to graduate in spring of 2014.
- ✪ Chose the Commodores over Washington State and Northwestern.

**MOATS GAME-BY-GAME (SENIOR)**

Opponent	M	FG-A	3P-A	FT-A	Reb	PF	A	T	B	S	PTS
N16 Trevecca	17	3-4	0-0	0-2	8	0	1	1	0	0	6
N20 Lipscomb	3	0-0	0-0	0-0	0	0	0	0	0	1	0
N23 Tennessee St.	12	1-3	0-1	1-1	0	4	0	3	0	0	3
N25 Norfolk St.	3	0-0	0-0	0-0	0	0	0	0	0	0	0
N28 Rutgers	0+	0-0	0-0	0-0	0	0	0	0	0	0	0
N29 Lasalle	DNP										
D4 Baylor	DNP										
D13 Purdue	DNP										
D16 W. Carolina	DNP										
D20 @Georgia Tech	DNP										
D22 Penn	DNP										
D31 @Saint Louis	1	0-0	0-0	1-2	1	0	0	0	0	0	1
J3 Yale											
J6 Auburn											
J10 @Arkansas											
J14 Georgia											
J17 @Miss. St.											
J20 @Kentucky											
J24 LSU											
J27 @Georgia											
J31 @Texas A&M											
F3 Florida											
F7 South Carolina											
F11 Tennessee											
F14 @Alabama											
F18 @Florida											
F21 Missouri											
F26 @Tennessee											
F28 Alabama											
M4 Miss. St.											
M7 @Ole Miss											

**Moats' Overall Statistics at Vanderbilt**

Year	GP	GS	Min	Avg	FG	FGA	Pct	3FG	3FGA	Pct	FT	FTA	Pct	Off	Def	Tot	Avg	PF	FO	Ast	TO	Blk	Stl	Pts	Avg
2011-12	16	0	65	4.1	3	13	.231	2	11	.182	0	1	.000	3	12	15	0.9	8	0	5	6	3	1	8	0.5
2012-13	31	9	514	16.6	35	89	.393	11	38	.289	13	30	.433	38	52	90	2.9	67	2	23	21	2	10	94	3.0
2013-14	31	1	332	10.7	17	45	.378	7	26	.269	5	9	.556	14	36	50	1.6	45	0	9	21	2	7	46	1.5
2014-15	6	0	36	6.0	4	7	.571	0	1	.000	2	5	.400	4	5	9	1.5	4	0	1	4	0	1	10	1.7
<b>TOTAL</b>	<b>82</b>	<b>10</b>	<b>944</b>	<b>11.5</b>	<b>59</b>	<b>153</b>	<b>.386</b>	<b>20</b>	<b>75</b>	<b>.267</b>	<b>20</b>	<b>45</b>	<b>.444</b>	<b>59</b>	<b>104</b>	<b>163</b>	<b>2.0</b>	<b>124</b>	<b>2</b>	<b>38</b>	<b>51</b>	<b>7</b>	<b>19</b>	<b>158</b>	<b>1.9</b>

**Moats' SEC Statistics at Vanderbilt**

Year	GP	GS	Min	Avg	FG	FGA	Pct	3FG	3FGA	Pct	FT	FTA	Pct	Off	Def	Tot	Avg	PF	FO	Ast	TO	Blk	Stl	Pts	Avg
2011-12	7	0	16	2.3	0	2	.000	0	2	.000	0	0	.000	0	4	4	0.6	1	0	0	1	3	0	0	0.0
2012-13	16	5	241	15.1	18	37	.486	4	13	.308	3	10	.300	18	26	44	2.8	29	0	8	10	1	4	43	2.7
2013-14	18	0	200	11.1	10	26	.385	6	16	.375	5	6	.833	10	20	30	1.7	23	0	4	9	0	3	31	1.7
<b>TOTAL</b>	<b>41</b>	<b>5</b>	<b>457</b>	<b>11.1</b>	<b>28</b>	<b>65</b>	<b>.431</b>	<b>10</b>	<b>31</b>	<b>.323</b>	<b>8</b>	<b>16</b>	<b>.500</b>	<b>28</b>	<b>50</b>	<b>78</b>	<b>1.9</b>	<b>53</b>	<b>0</b>	<b>12</b>	<b>20</b>	<b>4</b>	<b>7</b>	<b>74</b>	<b>1.8</b>



**JEFF ROBERSON**

**11**

Freshman, Forward  
6'6" 206 lbs.  
Houston, Texas  
The Kinkaid School

**SEASON HIGHS**

- Points:** 8, 3x, last vs. Penn (12/22/14)
- FG Made:** 4, 2x, last vs. Penn (12/22/14)
- FG Atts:** 6, vs. Lipscomb (11/20/14)
- 3FG Made:** 2, vs. Purdue (12/13/14)
- 3FG Atts:** 2, 4x, last at Saint Louis (12/31/14)
- FT Made:** 3, 2x, last vs. La Salle (11/29/14)
- FT Atts:** 6, vs. Trevecca (11/16/14)
- Rebounds:** 8, 2x, last vs. Baylor (12/4/14)
- Assists:** 3, vs. Tennessee State (11/23/14)
- Turnovers:** 4, 2x, last vs. W. Carolina (12/16/14)
- Blocks:** 1, 4x, last at Saint Louis (12/31/14)
- Steals:** 2, vs. W. Carolina (12/16/14)
- Minutes:** 35, vs. La Salle (11/29/14)

**CAREER HIGHS**

- Points:** 8, 3x, last vs. Penn (12/22/14)
- FG Made:** 4, 2x, last vs. Penn (12/22/14)
- FG Atts:** 6, vs. Lipscomb (11/20/14)
- 3FG Made:** 2, vs. Purdue (12/13/14)
- 3FG Atts:** 2, 4x, last vs. Saint Louis (12/31/14)
- FT Made:** 3, 2x, last vs. La Salle (11/29/14)
- FT Atts:** 6, vs. Trevecca (11/16/14)
- Rebounds:** 8, 2x, last vs. Baylor (12/4/14)
- Assists:** 3, vs. Tennessee State (11/23/14)
- Turnovers:** 4, 2x, last vs. W. Carolina (12/16/14)
- Blocks:** 1, 4x, last at Saint Louis (12/31/14)
- Steals:** 2, vs. W. Carolina (12/16/14)
- Minutes:** 35, vs. La Salle (11/29/14)

**MISCELLANEOUS**

**ROBERSON NOTEBOOK**

- ☛ Scored eight points at Georgia Tech on 4-of-5 shooting; also scored eight points vs. Penn and 4-5 from floor.
- ☛ Made a career-high two threes in win over Purdue.
- ☛ Tied a career high with eight rebounds against Baylor.
- ☛ Started all 11 games at the three position this season.
- ☛ Played career-high 35 minutes vs. LaSalle and scored seven points and grabbed seven rebounds.
- ☛ Left The Kinkaid School as the school's all-time leading scorer with 1,743 points.
- ☛ Averaged 20.1 points, 9.2 rebounds, 2.0 assists, and 1.5 steals per game in his senior season at the Kinkaid School in Houston.
- ☛ Named a finalist for the Guy V. Lewis Award, which is given to the top high school player in the city of Houston.
- ☛ As a senior, Roberson shot 66.8% from the floor, 48% from three-point range, and 78% from the free throw line.
- ☛ Chose Vanderbilt over Georgia Tech, Saint Louis, and Harvard.

**ROBERSON GAME-BY-GAME (FRESHMAN)**

Opponent	M	FG-A	3P-A	FT-A	Reb	PF	A	T	B	S	PTS
N16 Trevecca*	18	2-4	1-2	3-6	6	3	0	2	1	0	8
N20 Lipscomb*	24	2-6	1-2	0-0	8	3	2	1	1	0	5
N23 Tennessee St.*	15	1-2	0-1	1-2	1	4	3	2	1	1	3
N25 Norfolk St.*	11	0-1	0-1	0-0	2	2	1	2	0	0	0
N28 Rutgers*	10	0-1	0-1	0-0	2	1	1	1	0	0	0
N29 LaSalle*	35	2-5	0-0	3-4	7	2	2	1	0	0	7
D4 Baylor*	22	0-1	0-1	2-2	8	2	2	4	0	0	2
D13 Purdue*	22	2-3	2-2	0-0	3	4	1	0	0	0	6
D16 W. Carolina*	19	1-1	1-1	0-0	3	1	0	4	0	2	3
D20 @Georgia Tech*	19	4-5	0-1	0-0	2	3	1	1	0	1	8
D22 Penn*	19	4-5	0-1	0-0	3	2	1	1	0	0	8
D31 @Saint Louis*	22	2-5	0-2	3-3	4	2	1	1	1	0	7
J3 Yale											
J6 Auburn											
J10 @Arkansas											
J14 Georgia											
J17 @Miss. St.											
J20 @Kentucky											
J24 LSU											
J27 @Georgia											
J31 @Texas A&M											
F3 Florida											
F7 South Carolina											
F11 Tennessee											
F14 @Alabama											
F18 @1, Florida											
F21 Missouri											
F26 @Tennessee											
F28 Alabama											
M4 Miss. St.											
M7 @Ole Miss											

Roberson's Overall Statistics at Vanderbilt

Year	GP	GS	Min	Avg	FG	FGA	Pct	3FG	3FGA	Pct	FT	FTA	Pct	Off	Def	Tot	Avg	PF	FO	Ast	TO	Blk	Stl	Pts	Avg
2014-15	12	12	236	19.7	20	39	.513	5	15	.333	12	17	.706	12	32	44	3.7	29	0	15	20	4	4	57	4.8
TOTAL	12	12	236	19.7	20	39	.513	5	15	.333	12	17	.706	12	32	44	3.7	29	0	15	20	4	4	57	4.8

Roberson's SEC Statistics at Vanderbilt

Year	GP	GS	Min	Avg	FG	FGA	Pct	3FG	3FGA	Pct	FT	FTA	Pct	Off	Def	Tot	Avg	PF	FO	Ast	TO	Blk	Stl	Pts	Avg
------	----	----	-----	-----	----	-----	-----	-----	------	-----	----	-----	-----	-----	-----	-----	-----	----	----	-----	----	-----	-----	-----	-----



**JAMES SIAKAM**

**35**

Senior, Forward  
6'7" 225 lbs.  
Douala, Cameroon  
Brehm Prep (Ill.)

**SEASON HIGHS**

**Points:** 20, vs. W. Carolina (12/16/14)  
**FG Made:** 7, vs. Penn (12/22/14)  
**FG Atts:** 8, 3x, last vs. Penn (12/22/14)  
**3FG Made:**  
**3FG Atts:**  
**FT Made:** 12, vs. W. Carolina (12/16/14)  
**FT Atts:** 13, vs. W. Carolina (12/16/14)  
**Rebounds:** 9, at Saint Louis (12/31/14)  
**Assists:** 4, at Saint Louis (12/31/14)  
**Turnovers:** 4, vs. Rutgers (11/28/14)  
**Blocks:** 3, vs. Lipscomb (11/20/14)  
**Steals:** 3, vs. Baylor (12/4/14)  
**Minutes:** 30, vs. Norfolk St. (11/25/14)

**CAREER HIGHS**

**Points:** 22, at Texas A&M (1/25/14)  
**FG Made:** 7, 2x, last vs. Penn (12/22/14)  
**FG Atts:** 10, 2x, last at Missouri (2/19/14)  
**3FG Made:**  
**3FG Atts:** 1, 4x, last vs. Missouri (1/16/14)  
**FT Made:** 12, 2x, last vs. W. Carolina (12/16/14)  
**FT Atts:** 14, vs. Texas A&M (2/15/14)  
**Rebounds:** 13, vs. Lipscomb (11/15/13)  
**Assists:** 4, 3x, last at Saint Louis (12/31/14)  
**Turnovers:** 4, 2x, last vs. Rutgers (11/28/14)  
**Blocks:** 5, at LSU (1/18/14)  
**Steals:** 4, vs. Saint Louis (12/30/13)  
**Minutes:** 37, vs. Texas A&M (2/15/14)

**SIKAM NOTEBOOK**

- ✪ Made first start of the season vs. Penn - scored team-high 17 points and 7-8 from the floor. Also added 8 rebs.
- ✪ Averaged 12.0 points and 6.0 rebounds in last nine contests.
- ✪ Played in all 31 games and started 28 in 2013-14.
- ✪ Averaged 7.2 points and 5.3 rebounds per game last year..Shot 58.9% from the floor, which led the team.
- ✪ Posted six games in double figures and had three double-doubles on the season, with two coming against Texas A&M.
- ✪ Scored a career-high 22 points and had 10 rebounds in win at Texas A&M (1/25) and had a 16-point, 10-rebound effort against the Aggies in Nashville (2/15)...In those two Commodore wins, he was also a combined 22-27 from the free throw line.
- ✪ Posted an 18-point, 13-rebound effort against Lipscomb (11/15)...His 13 rebounds was a new career-high.
- ✪ Also had 10 rebounds against Ole Miss in Nashville (1/22)...Posted new career-high in blocks with five at LSU (1/18).
- ✪ Played in 26 games in 2012-13 and made the first and only start of his career at Tennessee (1/29); averaged 2.0 points and 1.9 rebounds per contest.
- ✪ Scored career high eight points and grabbed career high eight rebounds vs. Marist (11/23).
- ✪ Played in 13 games in 2011-12, and averaged 0.5 points and 0.2 rebounds per game.
- ✪ Redshirted in 2010-11.
- ✪ Averaged 18 points, 10 rebounds, and five blocks per game for his Brehm (Ill.) Prep team.
- ✪ Chose the Commodores over Southern Illinois, Marquette, Illinois, Florida, Virginia, and UCLA.
- ✪ Advice to youngsters: "Work hard for whatever you want because nothing is free. Stay humble, and above all, put God first in any of your endeavors."

**SIKAM GAME-BY-GAME (SENIOR)**

Opponent	M	FG-A	3P-A	FT-A	Reb	PF	A	T	B	S	PTS
N16 Trevecca	DNP										
N20 Lipscomb	19	1-3	0-0	0-0	6	4	1	0	3	0	2
N23 Tennessee St.	9	0-1	0-0	1-2	2	1	0	2	0	0	1
N25 Norfolk St.	30	4-8	0-0	3-6	7	2	0	0	1	1	11
N28 Rutgers	20	5-8	0-0	0-1	6	2	1	4	1	0	10
N29 Lasalle	26	5-6	0-0	0-1	6	5	0	0	0	1	10
D4 Baylor	21	5-6	0-0	2-3	4	2	0	1	1	3	12
D13 Purdue	18	4-5	0-0	4-5	5	2	1	3	0	1	12
D16 W. Carolina	27	4-6	0-0	12-13	7	3	0	0	0	1	20
D20 @Georgia Tech	24	2-3	0-0	5-6	2	5	1	2	2	0	9
D22 Penn*	27	7-8	0-0	3-4	8	0	0	2	1	1	17
D31 @Saint Louis*	28	2-4	0-0	3-6	9	4	4	2	1	0	7
J3 Yale											
J6 Auburn											
J10 @Arkansas											
J14 Georgia											
J17 @Miss. St.											
J20 @Kentucky											
J24 LSU											
J27 @Georgia											
J31 @Texas A&M											
F3 Florida											
F7 South Carolina											
F11 Tennessee											
F14 @Alabama											
F18 @1, Florida											
F21 Missouri											
F26 @Tennessee											
F28 Alabama											
M4 Miss. St.											
M7 @Ole Miss											

Siakam's Overall Statistics at Vanderbilt

Year	GP	GS	Min	Avg	FG	FGA	Pct	3FG	3FGA	Pct	FT	FTA	Pct	Off	Def	Tot	Avg	PF	FO	Ast	TO	Blk	Stl	Pts	Avg
2011-12	13	0	25	1.9	2	5	.400	0	0	.000	2	4	.500	1	1	2	0.2	3	0	0	1	1	0	6	0.5
2012-13	26	1	229	8.8	19	40	.475	0	1	.000	15	30	.500	27	23	50	1.9	30	0	7	16	7	7	53	2.0
2013-14	31	28	748	24.1	76	129	.589	0	4	.000	70	101	.693	71	93	164	5.3	104	5	36	40	41	28	222	7.2
2014-15	11	2	249	22.6	39	58	.672	0	0	.000	33	47	.702	31	31	62	5.6	30	2	8	16	10	8	111	10.1
<b>TOTAL</b>	<b>80</b>	<b>31</b>	<b>1248</b>	<b>15.6</b>	<b>136</b>	<b>231</b>	<b>.589</b>	<b>0</b>	<b>5</b>	<b>.000</b>	<b>120</b>	<b>182</b>	<b>.659</b>	<b>130</b>	<b>148</b>	<b>278</b>	<b>3.5</b>	<b>167</b>	<b>7</b>	<b>51</b>	<b>73</b>	<b>58</b>	<b>43</b>	<b>392</b>	<b>4.9</b>

Siakam's SEC Statistics at Vanderbilt

Year	GP	GS	Min	Avg	FG	FGA	Pct	3FG	3FGA	Pct	FT	FTA	Pct	Off	Def	Tot	Avg	PF	FO	Ast	TO	Blk	Stl	Pts	Avg
2011-12	6	0	9	1.5	2	2	1.000	0	0	.000	0	0	.000	1	1	2	0.3	3	0	0	0	0	0	4	0.7
2012-13	11	1	92	8.4	12	26	.462	0	1	.000	7	16	.438	13	12	25	2.3	11	0	3	6	3	3	31	2.8
2013-14	18	17	469	26.1	42	72	.583	0	2	.000	39	56	.696	45	56	101	5.6	63	4	20	25	29	15	123	6.8
<b>TOTAL</b>	<b>35</b>	<b>18</b>	<b>570</b>	<b>16.3</b>	<b>56</b>	<b>100</b>	<b>.560</b>	<b>0</b>	<b>3</b>	<b>.000</b>	<b>46</b>	<b>72</b>	<b>.639</b>	<b>59</b>	<b>69</b>	<b>128</b>	<b>3.7</b>	<b>77</b>	<b>4</b>	<b>23</b>	<b>31</b>	<b>32</b>	<b>18</b>	<b>158</b>	<b>4.5</b>

**NATHAN WATKINS****10**Junior, Guard  
6'5" 195 lbs.  
Brentwood, Tenn.  
Ensworth School**SEASON HIGHS**

**Points:**  
**FG Made:**  
**FG Atts:**  
**3FG Made:**  
**3FG Atts:**  
**FT Made:**  
**FT Atts:**  
**Rebounds:** 1, vs. Trevecca (11/16/14)  
**Assists:**  
**Turnovers:** 1, W. Carolina (12/16/14)  
**Blocks:**  
**Steals:**  
**Minutes:** 3, vs. Penn (12/22/14)

**CAREER HIGHS**

**Points:** 7, at Auburn (2/22/14)  
**FG Made:** 2, 2x, last vs. LSU (3/6/14)  
**FG Atts:** 6, at Auburn (2/22/14)  
**3FG Made:** 1, 2x, last vs. LSU (3/6/14)  
**3FG Atts:** 5, at Auburn (2/22/14)  
**FT Made:** 3, at Tennessee (3/1/14)  
**FT Atts:** 4, at Tennessee (3/1/14)  
**Rebounds:** 4, vs. Miss. State (3/12/14)  
**Assists:**  
**Turnovers:** 2, vs. Alabama A&M (12/15/12)  
**Blocks:**  
**Steals:** 1, at Mississippi State (2/23/13)  
**Minutes:** 16, at Auburn (2/22/14)

**WATKINS NOTEBOOK**

- ✪ Walk-on guard from Brentwood, Tenn., who played at Ensworth School in Nashville.
- ✪ Played in nine games in 2013-14, including five out of the last six.
- ✪ Averaged 2.3 points and 0.9 rebounds per game.
- ✪ Scored the first point of his career against Northeastern (1/4).
- ✪ Played a career-high 16 minutes in a win at Auburn (2/22), where he helped contribute to the win with seven points and three rebounds.
- ✪ Scored six points at Tennessee (3/1)...Grabbed four rebounds vs. Miss. State (3/12) in the SEC Tournament.
- ✪ Averaged 13 points and five rebounds in his senior season at Ensworth, where he was team captain.
- ✪ In his junior and senior years, he was a part of two state and regional championship teams, and his Ensworth squad claimed the 2012 Naples Daily News Tournament Championship.
- ✪ Individually, he was named to the TSSAA State All-Tournament team and the Tennessee Prep Hoops All-Region team in his senior season, while also being named a finalist for the Moss-Oliver Award, an award the Nashville City Civitan Club presents annually to a girl and boy basketball player from a Nashville high school who excels in athletics, academics, school activities and community involvement.
- ✪ Undecided on major at Vanderbilt.
- ✪ Nickname is Swatkins.
- ✪ Advice to youngsters: "Never be satisfied with where you're at."

**WATKINS GAME-BY-GAME (JUNIOR)**

Opponent	M	FG-A	3P-A	FT-A	Reb	PF	A	T	B	S	PTS
N16 Trevecca	2	0-0	0-0	0-0	1	0	0	0	0	0	0
N20 Lipscomb	1	0-0	0-0	0-0	0	0	0	0	0	0	0
N23 Tennessee St.	2	0-0	0-0	0-0	0	1	0	0	0	0	0
N25 Norfolk St.	DNP										
N28 Rutgers	DNP										
N29 Lasalle	DNP										
D4 Baylor	DNP										
D13 Purdue	0+	0-0	0-0	0-0	0	0	0	0	0	0	0
D16 W. Carolina	2	0-0	0-0	0-0	0	1	0	1	0	0	0
D20 @Georgia Tech	DNP										
D22 Penn	3	0-0	0-0	0-0	0	0	0	0	0	0	0
D31 @Saint Louis	DNP										
J3 Yale											
J6 Auburn											
J10 @Arkansas											
J14 Georgia											
J17 @Miss. St.											
J20 @Kentucky											
J24 LSU											
J27 @Georgia											
J31 @Texas A&M											
F3 Florida											
F7 South Carolina											
F11 Tennessee											
F14 @Alabama											
F18 @Florida											
F21 Missouri											
F26 @Tennessee											
F28 Alabama											
M4 Miss. St.											
M7 @Ole Miss											

## Watkins' Overall Statistics at Vanderbilt

Year	GP	GS	Min	Avg	FG	FGA	Pct	3FG	3FGA	Pct	FT	FTA	Pct	Off	Def	Tot	Avg	PF	FO	Ast	TO	Blk	Stl	Pts	Avg
2012-13	5	0	5	1.0	0	1	.000	0	1	.000	0	0	.000	0	1	1	0.2	0	0	0	2	0	1	0	0.0
2013-14	9	0	53	5.9	5	18	.278	3	15	.200	8	11	.727	2	6	8	0.9	3	0	0	4	0	0	21	2.3
2014-15	6	0	10	1.7	0	0	.000	0	0	.000	0	0	.000	0	1	1	0.2	2	0	0	1	0	0	0	0.0
<b>TOTAL</b>	<b>20</b>	<b>0</b>	<b>68</b>	<b>3.4</b>	<b>5</b>	<b>19</b>	<b>.263</b>	<b>3</b>	<b>16</b>	<b>.188</b>	<b>8</b>	<b>11</b>	<b>.727</b>	<b>2</b>	<b>8</b>	<b>10</b>	<b>0.5</b>	<b>5</b>	<b>0</b>	<b>0</b>	<b>7</b>	<b>0</b>	<b>1</b>	<b>21</b>	<b>1.1</b>

## Watkins' SEC Statistics at Vanderbilt

Year	GP	GS	Min	Avg	FG	FGA	Pct	3FG	3FGA	Pct	FT	FTA	Pct	Off	Def	Tot	Avg	PF	FO	Ast	TO	Blk	Stl	Pts	Avg
2012-13	2	0	2	1.0	0	1	.000	0	1	.000	0	0	.000	0	0	0	0.0	0	0	0	0	0	1	0	0.0
2013-14	5	0	39	7.8	5	16	.313	3	13	.231	7	8	.875	1	3	4	0.8	1	0	0	3	0	0	20	4.0
<b>TOTAL</b>	<b>7</b>	<b>0</b>	<b>41</b>	<b>5.9</b>	<b>5</b>	<b>17</b>	<b>.294</b>	<b>3</b>	<b>14</b>	<b>.214</b>	<b>7</b>	<b>8</b>	<b>.875</b>	<b>1</b>	<b>3</b>	<b>4</b>	<b>0.6</b>	<b>1</b>	<b>0</b>	<b>0</b>	<b>3</b>	<b>0</b>	<b>1</b>	<b>20</b>	<b>2.9</b>

2014-15 Vanderbilt Basketball  
Vanderbilt Combined Team Statistics (as of Jan 02, 2015)  
All games

RECORD:	OVERALL	HOME	AWAY	NEUTRAL
ALL GAMES	9-3	7-1	1-1	1-1
CONFERENCE	0-0	0-0	0-0	0-0
NON-CONFERENCE	9-3	7-1	1-1	1-1

##	Player	gp-gs	min	avg	Total		3-Point		F-Throw		Rebounds				pf	dq	a	to	blk	stl	pts	avg		
					fg-fga	fg%	3fg-fga	3fg%	ft-fa	ft%	off	def	tot	avg										
30	JONES, Damian	12-12	328	27.3	68-121	.562	1-4	.250	60-85	.706	29	55	84	7.0	29	0	9	27	21	8	197	16.4		
13	LACHANCE, Riley	12-12	387	32.2	54-110	.491	25-60	.417	23-26	.885	2	29	31	2.6	10	0	33	12	1	9	156	13.0		
35	SIKAM, James	11-2	249	22.6	39-58	.672	0-0	.000	33-47	.702	31	31	62	5.6	30	2	8	16	10	8	111	10.1		
03	KORNET, Luke	12-10	252	21.0	38-64	.594	16-34	.471	13-19	.684	12	36	48	4.0	30	0	8	16	16	1	105	8.8		
04	BALDWIN IV, Wade	12-5	318	26.5	33-64	.516	11-24	.458	23-29	.793	2	44	46	3.8	28	1	57	20	1	16	100	8.3		
05	FISHER-DAVIS, Matth	11-0	207	18.8	19-56	.339	16-41	.390	5-6	.833	4	17	21	1.9	18	0	12	4	2	4	59	5.4		
11	ROBERSON, Jeff	12-12	236	19.7	20-39	.513	5-15	.333	12-17	.706	12	32	44	3.7	29	0	15	20	4	4	57	4.8		
00	MITCHELL, Shelton	12-7	271	22.6	16-51	.314	4-13	.308	17-27	.630	3	31	34	2.8	14	0	57	28	2	2	53	4.4		
40	HENDERSON, Josh	11-0	90	8.2	13-21	.619	0-1	.000	7-10	.700	8	14	22	2.0	14	0	1	5	1	1	33	3.0		
34	MOATS, Shelby	6-0	36	6.0	4-7	.571	0-1	.000	2-5	.400	4	5	9	1.5	4	0	1	4	0	1	10	1.7		
12	MCGLOIN, Philip	2-0	3	1.5	0-1	.000	0-1	.000	0-0	.000	0	2	2	1.0	0	0	0	2	0	0	0	0.0		
10	WATKINS, Nathan	6-0	10	1.7	0-0	.000	0-0	.000	0-0	.000	0	1	1	0.2	2	0	0	1	0	0	0	0.0		
14	JOSEPHS, Carter	6-0	13	2.2	0-0	.000	0-0	.000	0-2	.000	0	1	1	0.2	1	0	0	3	0	0	0	0.0		
Team											11	14	25	1			5							
Total.....		12	2400	304-592		.514	78-194	.402	195-273	.714	118	312	430	35.8	210	3	201	163	58	54	881	73.4		
Opponents.....		12	2400	264-684		.386	66-226	.292	132-210	.629	150	214	364	30.3	244	-	128	135	25	76	726	60.5		

TEAM STATISTICS	VU	OPP	Date	Opponent	Score	Att.	
SCORING	881	726	11/16/14	TREVECCA	w 83-56	7581	
Points per game	73.4	60.5	11/20/14	LIPSCOMB	w 72-62	8415	
Scoring margin	+12.9	-	+ 11/23/14	TENNESSEE STATE	w 78-46	7446	
FIELD GOALS-ATT	304-592	264-684	+ 11/25/14	NORFOLK STATE	w 63-53	7504	
Field goal pct	.514	.386	# 11/28/14	vs Rutgers	L 65-68	4118	
3 POINT FG-ATT	78-194	66-226	# 11/29/14	vs La Salle	w 68-55	4244	
3-point FG pct	.402	.292	! 12/04/14	BAYLOR	L 63-66	7740	
3-pt FG made per game	6.5	5.5	12/13/14	PURDUE	w 81-71	9565	
FREE THROWS-ATT	195-273	132-210	12/16/14	WESTERN CAROLINA	w 99-79	7504	
Free throw pct	.714	.629	12/20/14	at Georgia Tech	L 60-65	6081	
F-Throws made per game	16.3	11.0	12/22/14	PENN	w 79-50	8084	
REBOUNDS	430	364	12/31/14	at Saint Louis	w 70-55	8194	
Rebounds per game	35.8	30.3					
Rebounding margin	+5.5	-					
ASSISTS	201	128	+ = Barclays Center Classic, Nashville, Tenn.				
Assists per game	16.8	10.7	# = Barclays Center Classic, Brooklyn, N.Y.				
TURNOVERS	163	135	! = SEC/Big 12 Challenge				
Turnovers per game	13.6	11.3	* = Conference game				
Turnover margin	-2.3	-					
Assist/turnover ratio	1.2	0.9					
STEALS	54	76					
Steals per game	4.5	6.3					
BLOCKS	58	25					
Blocks per game	4.8	2.1					
ATTENDANCE	63839	22637					
Home games-Avg/Game	8-7980	2-7138					
Neutral site-Avg/Game	-	2-4181					

Score by Periods	1st	2nd	Totals
Vanderbilt	425	456	881
Opponents	339	387	726

2014-15 Vanderbilt Basketball  
 Vanderbilt Team Game-by-Game (as of Jan 02, 2015)  
 All games

TEAM STATISTICS

Opponent	Date	Score		Total		3-Pointers		Free throws		Rebounds				pf	a	t/o	blk	stl	pts	avg
				fg-fga	pct	3fg-fga	pct	ft-fta	pct	off	def	tot	avg							
TREVECCA	11/16/14	83-56	W	28-56	.500	6-22	.273	21-35	.600	15	38	53	53.0	15	15	16	9	2	83	83.0
LIPSCOMB	11/20/14	72-62	W	27-59	.458	7-15	.467	11-18	.611	13	30	43	48.0	22	19	11	8	5	72	77.5
TENNESSEE STATE	11/23/14	78-46	W	28-46	.609	9-19	.474	13-18	.722	7	33	40	45.3	17	24	17	6	2	78	77.7
NORFOLK STATE	11/25/14	63-53	W	22-50	.440	9-22	.409	10-18	.556	8	26	34	42.5	19	19	9	4	5	63	74.0
vs Rutgers	11/28/14	65-68	L	24-50	.480	8-17	.471	9-14	.643	10	22	32	40.4	18	19	14	2	3	65	72.2
vs La Salle	11/29/14	68-55	W	26-48	.542	4-11	.364	12-16	.750	8	23	31	38.8	13	14	7	0	5	68	71.5
BAYLOR	12/04/14	63-66	L	21-48	.438	3-17	.176	18-23	.783	10	20	30	37.6	17	11	14	6	8	63	70.3
PURDUE	12/13/14	81-71	W	28-48	.583	9-14	.643	16-23	.696	7	18	25	36.0	21	17	14	4	4	81	71.6
WESTERN CAROLINA	12/16/14	99-79	W	26-47	.553	9-19	.474	38-43	.884	13	21	34	35.8	21	15	18	4	5	99	74.7
at Georgia Tech	12/20/14	60-65	L	21-45	.467	3-15	.200	15-20	.750	8	22	30	35.2	16	13	13	6	3	60	73.2
PENN	12/22/14	79-50	W	28-49	.571	5-12	.417	18-25	.720	10	29	39	35.5	13	17	16	4	9	79	73.7
at Saint Louis	12/31/14	70-55	W	25-46	.543	6-11	.545	14-20	.700	9	30	39	35.8	18	18	14	5	3	70	73.4
Vanderbilt		881		304-592	.514	78-194	.402	195-273	.714	118	312	430	35.8	210	201	163	58	54	881	73.4
Opponents		726		264-684	.386	66-226	.292	132-210	.629	150	214	364	30.3	244	128	135	25	76	726	60.5

Games played: 12  
 Points/game: 73.4  
 FG Pct: 51.4  
 3FG Pct: 40.2  
 FT Pct: 71.4

Rebounds/game: 35.8  
 Assists/game: 16.8  
 Turnovers/game: 13.6  
 Assist/turnover ratio: 1.2  
 Steals/game: 4.5  
 Blocks/game: 4.8

2014-15 Vanderbilt Basketball  
 Vanderbilt Opponent Game-by-Game (as of Jan 02, 2015)  
 All games

OPPONENT STATISTICS

Opponent	Date	Score		Total		3-Pointers		Free throws		Rebounds				pf	a	t/o	blk	stl	pts	avg
				fg-fga	pct	3fg-fga	pct	ft-fta	pct	off	def	tot	avg							
TREVECCA	11/16/14	83-56	W	19-65	.292	6-19	.316	12-16	.750	10	19	29	29.0	25	9	12	1	12	56	56.0
LIPSCOMB	11/20/14	72-62	W	19-57	.333	7-28	.250	17-26	.654	14	23	37	33.0	19	7	9	6	4	62	59.0
TENNESSEE STATE	11/23/14	78-46	W	17-52	.327	2-12	.167	10-23	.435	10	13	23	29.7	17	6	13	0	7	46	54.7
NORFOLK STATE	11/25/14	63-53	W	18-56	.321	3-19	.158	14-19	.737	14	28	42	32.8	21	7	11	3	3	53	54.2
vs Rutgers	11/28/14	65-68	L	24-61	.393	7-23	.304	13-19	.684	18	20	38	33.8	16	13	8	1	7	68	57.0
vs La Salle	11/29/14	68-55	W	22-51	.431	4-14	.286	7-11	.636	10	16	26	32.5	19	11	10	0	3	55	56.7
BAYLOR	12/04/14	63-66	L	24-53	.453	10-18	.556	8-14	.571	13	20	33	32.6	20	15	14	3	7	66	58.0
PURDUE	12/13/14	81-71	W	26-55	.473	3-11	.273	16-23	.696	13	16	29	32.1	23	7	12	5	5	71	59.6
WESTERN CAROLINA	12/16/14	99-79	W	30-57	.526	8-17	.471	11-17	.647	8	10	18	30.6	26	16	14	2	11	79	61.8
at Georgia Tech	12/20/14	60-65	L	26-67	.388	4-22	.182	9-13	.692	20	19	39	31.4	18	14	7	2	6	65	62.1
PENN	12/22/14	79-50	W	19-55	.345	5-19	.263	7-13	.538	10	14	24	30.7	21	9	17	2	7	50	61.0
at Saint Louis	12/31/14	70-55	W	20-55	.364	7-24	.292	8-16	.500	10	16	26	30.3	19	14	8	0	4	55	60.5
Opponents		726		264-684	.386	66-226	.292	132-210	.629	150	214	364	30.3	244	128	135	25	76	726	60.5
Vanderbilt		881		304-592	.514	78-194	.402	195-273	.714	118	312	430	35.8	210	201	163	58	54	881	73.4

Games played: 12  
 Points/game: 60.5  
 FG Pct: 38.6  
 3FG Pct: 29.2  
 FT Pct: 62.9

Rebounds/game: 30.3  
 Assists/game: 10.7  
 Turnovers/game: 11.3  
 Assist/turnover ratio: 0.9  
 Steals/game: 6.3  
 Blocks/game: 2.1

2014-15 Vanderbilt Basketball  
Vanderbilt Points-Rebounds-Assists (as of Jan 02, 2015)  
All games

Opponent	Date	Score		00	03	04	05	10	11	12
				MITCHELL,S	KORNET,LUK	BALDWIN IV	FISHER-DAV	WATKINS,NA	ROBERSON,J	MCGLOIN,PH
TREVECCA	11/16/14	83-56	w	6-3-4	10-10-0	9-3-3	5-2-3	0-1-0	8-6-0	DNP
LIPSCOMB	11/20/14	72-62	w	4-4-3	11-3-0	11-7-5	6-1-1	0-0-0	5-8-2	DNP
TENNESSEE STATE	11/23/14	78-46	w	7-3-7	24-7-1	8-5-10	3-2-3	0-0-0	3-1-3	DNP
NORFOLK STATE	11/25/14	63-53	w	3-3-6	5-1-0	13-6-6	11-3-1	DNP	0-2-1	DNP
vs Rutgers	11/28/14	65-68	L	3-2-2	14-3-1	3-5-9	5-2-0	DNP	0-2-1	DNP
vs La Salle	11/29/14	68-55	w	2-1-4	10-2-0	9-4-4	DNP	DNP	7-7-2	DNP
BAYLOR	12/04/14	63-66	L	4-1-3	13-8-1	9-3-2	0-1-0	DNP	2-3-2	DNP
PURDUE	12/13/14	81-71	w	7-1-6	0-2-0	3-3-6	9-3-1	0-0-0	6-3-1	0-0-0
WESTERN CAROLINA	12/16/14	99-79	w	6-3-5	9-4-4	8-2-2	9-2-0	0-0-0	3-3-0	DNP
at Georgia Tech	12/20/14	60-65	L	3-6-6	0-3-1	3-1-3	3-2-0	DNP	8-2-1	DNP
PENN	12/22/14	79-50	w	5-6-7	6-2-0	16-2-3	5-2-2	0-0-0	8-3-1	0-2-0
at Saint Louis	12/31/14	70-55	w	3-1-4	3-3-0	8-5-4	3-1-1	DNP	7-4-1	DNP

Opponent	Date	Score		13	14	30	34	35	40
				LACHANCE,R	JOSEPHS,CA	JONES,DAMI	MOATS,SHEL	SIKAM,JAM	HENDERSON,
TREVECCA	11/16/14	83-56	w	13-2-2	0-1-0	24-12-2	6-8-1	DNP	2-5-0
LIPSCOMB	11/20/14	72-62	w	9-5-6	0-0-0	21-6-1	0-0-0	2-6-1	3-2-0
TENNESSEE STATE	11/23/14	78-46	w	13-4-0	0-0-0	13-8-0	3-0-0	1-2-0	3-6-0
NORFOLK STATE	11/25/14	63-53	w	12-1-2	DNP	6-7-2	0-0-0	11-7-0	2-0-1
vs Rutgers	11/28/14	65-68	L	7-3-3	DNP	23-6-2	0-0-0	10-6-1	0-0-0
vs La Salle	11/29/14	68-55	w	14-2-3	DNP	16-7-1	DNP	10-6-0	0-1-0
BAYLOR	12/04/14	63-66	L	2-0-3	DNP	21-9-0	DNP	12-4-0	DNP
PURDUE	12/13/14	81-71	w	26-1-2	DNP	15-5-0	DNP	12-5-1	3-0-0
WESTERN CAROLINA	12/16/14	99-79	w	26-4-3	0-0-0	16-5-1	DNP	20-7-0	2-1-0
at Georgia Tech	12/20/14	60-65	L	10-1-1	DNP	12-7-0	DNP	9-2-1	12-3-0
PENN	12/22/14	79-50	w	5-1-4	0-0-0	15-6-0	DNP	17-8-0	2-4-0
at Saint Louis	12/31/14	70-55	w	19-7-4	0-0-0	15-6-0	1-1-0	7-9-4	4-0-0

2014-15 Vanderbilt Basketball  
Vanderbilt Game-by-Game Highs (as of Jan 02, 2015)  
All games

Opponent	Date	Score	Points	Rebounds	Assists	Steals	Blocked shots
TREVECCA	11/16/14	83-56	24-JONES, Damian	12-JONES, Damian	4-MITCHELL, Shelton	1-JONES, Damian BALDWIN IV, Wade	4-KORNET, Luke JONES, Damian
LIPSCOMB	11/20/14	72-62	21-JONES, Damian	8-ROBERSON, Jeff	6-LACHANCE, Riley	3-BALDWIN IV, Wad	3-SIAKAM, James
TENNESSEE STATE	11/23/14	78-46	24-KORNET, Luke	8-JONES, Damian	10-BALDWIN IV, Wad	1-ROBERSON, Jeff FISHER-DAVIS, Mat	2-JONES, Damian KORNET, Luke
NORFOLK STATE	11/25/14	63-53	13-BALDWIN IV, Wad	7-JONES, Damian SIAKAM, James	6-BALDWIN IV, Wad MITCHELL, Shelton	2-BALDWIN IV, Wad	3-JONES, Damian
vs Rutgers	11/28/14	65-68	23-JONES, Damian	6-JONES, Damian SIAKAM, James	9-BALDWIN IV, Wad	2-BALDWIN IV, Wad	1-JONES, Damian SIAKAM, James
vs La Salle	11/29/14	68-55	16-JONES, Damian	7-JONES, Damian ROBERSON, Jeff	4-MITCHELL, Shelton BALDWIN IV, Wade	2-BALDWIN IV, Wad	None
BAYLOR	12/04/14	63-66	21-JONES, Damian	9-JONES, Damian	3-LACHANCE, Riley MITCHELL, Shelton	3-SIAKAM, James	3-KORNET, Luke
PURDUE	12/13/14	81-71	26-LACHANCE, Riley	5-JONES, Damian SIAKAM, James	6-BALDWIN IV, Wad MITCHELL, Shelton	1-SIAKAM, James BALDWIN IV, Wade JONES, Damian HENDERSON, Josh	2-KORNET, Luke JONES, Damian
WESTERN CAROLINA	12/16/14	99-79	26-LACHANCE, Riley	7-SIAKAM, James	5-MITCHELL, Shelton	2-ROBERSON, Jeff	2-KORNET, Luke
at Georgia Tech	12/20/14	60-65	12-HENDERSON, Jos JONES, Damian	7-JONES, Damian	6-MITCHELL, Shelton	1-JONES, Damian BALDWIN IV, Wade ROBERSON, Jeff	2-JONES, Damian SIAKAM, James
PENN	12/22/14	79-50	17-SIAKAM, James	8-SIAKAM, James	7-MITCHELL, Shelton	5-LACHANCE, Riley	2-JONES, Damian
at Saint Louis	12/31/14	70-55	19-LACHANCE, Riley	9-SIAKAM, James	4-BALDWIN IV, Wad SIAKAM, James MITCHELL, Shelton LACHANCE, Riley	2-BALDWIN IV, Wad	2-JONES, Damian