VANDERBILT BASKETBALL

Game 26/Vanderbilt (14-11, 4-8 SEC) vs. Florida (12-13, 5-7 SEC)
Gainesville, Fla. - O'Connell Center - 6 p.m. CT

TV: SEC Network
TV Talent: MIke Morgan (pxp), Barry Booker (analyst)
Radio: Vanderbilt Radio Network from IMG College, vucommodores.com
Radio Talent: Joe Fisher (pxp), Tim Thompson (analyst)
Satellite Radio: Sirius 134, XM 190
Live Stats: vucommodores.com
Twitter Updates: @VandyMBB

Vanderbilt Athletic Communications
2601 Jess Neely Drive, Nashville, TN 37212
phone: 615-322-4121
www.vucommodores.com

VANDERBILT SCHEDULE/RESULTS

Date	VU	Opp	Opponent	Time/Result	TV/Rec.
NOVEMBER					
Nov. 6	**-**	**-**	**Ill.-Springfield**	**W, 83-62**	**-**
Nov. 11	**-**	**-**	**Sewanee**	**W, 67-38**	**-**
Nov. 16	**-**	**-**	**Trevecca**	**W, 83-56**	**1-0**
Nov. 20	**-**	**-**	**Lipscomb**	**W, 72-62**	**2-0**
Nov. 23	**-**	**-**	**Tenn. State**	**W, 78-46**	**3-0**
Nov. 25	**-**	**-**	**Norfolk St.**	**W, 63-53**	**4-0**
Nov. 28	*-*	*-*	*Rutgers*	*L, 65-68*	*4-1*
Nov. 29	*-*	*-*	*LaSalle*	*W, 68-55*	*5-1*
2014 Barclays Center Classic					
DECEMBER					
Date	**VU**	**Opp**	**Opponent**	**Time**	**TV**
Dec. 4	**-**	**-**	**Baylor**	**L, 63-66**	**5-2**
Dec. 13	**-**	**-**	**Purdue**	**W, 81-71**	**6-2**
Dec. 16	**-**	**-**	**W. Carolina**	**W, 99-79**	**7-2**
Dec. 20	-	-	Georgia Tech	L, 60-65	7-3
Dec. 22	**-**	**-**	**Penn**	**W, 79-50**	**8-3**
Dec. 31	-	-	Saint Louis	W, 70-55	9-3
JANUARY					
Date	**VU**	**Opp**	**Opponent**	**Time**	**TV**
Jan. 3	**-**	**-**	**Yale**	**W, 79-74 (20T)**	**10-3**
Jan. 6	**-**	**-**	**Auburn***	**W, 64-52**	**11-3, 1-0**
Jan. 10	-	23	Arkansas*	L, 70-82	11-4, 1-1
Jan. 14	**-**	**-**	**Georgia***	**L, 67-70**	**11-5, 1-2**
Jan. 17	-	-	Miss. St.*	L, 54-57	11-6, 1-3
Jan. 20	-	1	Kentucky*	L, 57-65	11-7, 1-4
Jan. 24	**-**	**-**	**LSU***	**L, 75-79 (OT)**	**11-8, 1-5**
Jan. 27	-	-	Georgia*	L, 62-70	11-9. 1-6
Jan. 31	-	-	Texas A&M*	L, 58-69	11-10, 1-7
FEBRUARY					
Date	**VU**	**Opp**	**Opponent**	**Time**	**TV**
Feb. 3	**-**	**-**	**Florida***	**W, 67-61**	**12-10, 2-7**
Feb. 7	**-**	**-**	**S. Carolina***	**W, 65-50**	**13-10, 3-7**
Feb. 11	**-**	**-**	**Tennessee***	**L, 73-76 (OT)**	**13-11, 3-8**
Feb. 14	-	-	Alabama*	W, 76-68	14-11,4-8
Feb. 18	-	-	Florida*	6 pm	SECN
Feb. 21	**-**	**-**	**Missouri***	**1:30 pm**	**SECN**
Feb. 26	-	-	Tennessee*	6 pm	ESPN/2
Feb. 28	**-**	**-**	**Alabama***	**3 pm**	**FSN**
MARCH					
Date	**VU**	**Opp**	**Opponent**	**Time**	**TV**
Mar. 4	**-**	**-**	**Miss. St.***	**8 pm**	**SECN**
Mar. 7	-	-	Ole Miss*	8 pm	SECN
Mar.11-15			SEC Tournament		SECN/ESPN

ALL TIMES CENTRAL
RANKINGS: AP/ESPN
*SEC GAME
SECN: SEC Network; SECN+: SEC Network Plus;
NBCSN: NBC Sports Network

GAME INFORMATION

2014-15 Record: 14-11, 4-8 SEC
Head Coach: Kevin Stallings
Career Record: 429-266 (22)
VU Record: 306-203 (16)

2014-15 LEADERS
Points: Damian Jones (15.1)
Rebounds: Damian Jones (6.7)
Assists: Wade Baldwin IV (4.4)
Blocks: Damian Jones (1.8)

SERIES INFORMATION

Series Record: VU leads, 65-62.
Last Meeting: VU win, 67-61, 2/3/15, in Nashville.
Record at Vanderbilt: VU leads, 42-15.
Record at Florida: UF leads, 41-21.
Record at Neutral Site: UF leads, 6-2.
Coach Stallings vs. Florida: Coach Stallings is 8-22 against Florida.

2014-15 Record: 12-13, 5-7 SEC
Head Coach: Billy Donovan
Career Record: 498-1202 (21)
UF Record: 463-182 (19)

2014-15 LEADERS
Points: Michael Frazier (13.2)
Rebounds: Dorian Finney-Smith (5.8)
Assists: Kasey Hill (4.4)
Blocks: Chris Walker (1.1)

Jones Leads Dores

Sophomore post player Damian Jones is having a stellar sophomore campaign, averaging 15.1 points and 6.7 rebounds per game in the first 24 contests. Jones, a preseason All-SEC First Team selection by the league's coaches, has scored 20+ points in six games this year and is second in the SEC in field goal percentage (.545), eighth in the SEC in scoring, ninth in rebounding, 3rd in blocks (1.8), 10th in offensive rebs. (2.3), and 9th in defensive rebs. (4.4). He was also recently named to the Kareem Abdul Jabar Award watch list for the nation's top center.

LaChance Leads All SEC Freshmen

Freshman Riley LaChance is the leading freshman scorer in the SEC at 12.5 points per game in all games and 11.9 points per contest in SEC Games. He also leads all SEC freshmen in three's made per contest at 2.0 per game, which is sixth in the conference overall. LaChance has won three SEC Freshman of the Week awards this season, and earlier this year, he poured in two consecutive 26-point games against Purdue and Western Carolina. He has three 20+ point games this season, and has scored in double figures in 18 contests.

Coach Stallings in 16th Year

Head Coach Kevin Stallings, the school's all-time winningest coach, is in his 16th season with the Commodores and 21st overall as a head coach. Stallings has 306 career wins at Vanderbilt and 429 overall as a head coach. He has seven 20-win seasons in the last 10 seasons, with six NCAA tournament appearances and two Sweet 16's (2004 and 2007). He is also one of five SEC coaches to win 300 or more games at one institution, joining Kentucky's Adolph Rupp, Florida's Billy Donovan, and LSU's Dale Brown and Harry Rabenhorst.

Siakam

Senior James Siakam has three straight double-doubles this year after posting a 16-point, 10-rebound effort in a win over South Carolina. In a win over Florida, Siakam had 12 points and 11 rebounds. Rebounding runs in the family - James is 26th in the country in offensive rebounding percentage, while his brother Pascal, who plays at New Mexico State, is ranked 21st in the same category.



Active Winningest SEC Coaches

All-Time Winningest SEC Coaches

1. Adolph Rupp, UK - 875 wins
2. Billy Donovan, UF, 463 wins
3. Dale Brown, LSU, 448 wins
T4. C.M. Newton, Alabama/Vanderbilt; Harry Rabenhorst, LSU, 340 wins
6. Tubby Smith, UGA/UK, 308 wins
7. **Kevin Stallings, Vanderbilt, 306 wins**

0 — Shelton Mitchell



F ★ 6-3 ★ 186 ★ Fr. ★ Waxhaw, N.C.

PPG	RPG	APG	SPG	BPG	MPG
4.6	2.3	3.6	0.1	0.1	22.3

NOTES: Scored career-high 15 points and dished out career-high eight assists in career-best 46 minutes vs. Yale...Has started 11 contests at point guard this year... Day to day after missing Saturday's game at Alabama with concussion symptoms.

CAREER HIGHS
Pts. - 15, vs. Yale (1/3/15)
Rebs. - 6, at Ga. Tech (12/20/14)
Ast. - 8, vs. Yale (1/3/15)
Min. - 46, vs. Yale (1/3/15)

3 — Luke Kornet



F ★ 7-0 ★ 240 ★ So. ★ Lantana, Texas

PPG	RPG	APG	SPG	BPG	MPG
8.6	3.7	0.9	0.3	1.0	23.4

NOTES: Tallied 22 points off of the bench vs. LSU, a career-high in SEC games...Scored career-high 24 pts on 10-11 shooting vs. Tenn. St....Grabbed 10 rebs. vs. Auburn...Son of Frank Kornet, a former VU basketball standout of his own from 1986-89.

CAREER HIGHS
Pts. - 24, vs. Tenn. St. (11/23/14)
Rebs. - 10, 2x, last vs. Auburn (1/6/15)
Ast. - 4, 2x, last vs. S.C. (2/7/15)
Min. - 34, at Ole Miss (3/8/14)

4 — Wade Baldwin IV



G ★ 6-3 ★ 195 ★ Fr. ★ Belle Mead, N.J.

PPG	RPG	APG	SPG	BPG	MPG
8.0	3.7	4.4	1.6	0.1	27.5

NOTES: Dished out 10 assists vs. Tenn. St...Won his first SEC FOW honor earlier this season...Has 111 assists and only 47 turnovers this season...4th in SEC in assists (4.4); 6th in A/TO ratio...Leads all SEC freshmen in assists...Second in steals (2.0) in league games only.

CAREER HIGHS
Pts. - 18, vs. LSU (1/24/15)
Rebs. - 9, at Kentucky (1/20/15)
Ast. - 10, vs. Tenn. St. (11/23/14)
Min. - 44, vs. Tenn. (2/11/15)

5 — Matthew Fisher-Davis

G ★ 6-5 ★ 173 ★ Fr. ★ Charlotte, N.C.

PPG	RPG	APG	SPG	BPG	MPG
6.2	2.1	1.1	0.4	0.2	20.4

NOTES: 6'5 guard considered one of best shooters in 2014 class...Had a new career-high with 14 pts and four made 3's at Arkansas..Scored 13 points in win at Alabama in 30 minutes of action...Made first start of his career vs. LSU.

CAREER HIGHS
Pts. - 14, at Ark. (1/10/15)
Rebs. - 4, vs. Yale (1/3/15)
Ast. - 3, vs. Tenn. St. (11/23/14)
Min. - 35, vs. Yale (1/3/15)

10 — Nathan Watkins



G ★ 6-5 ★ 195 ★ Jr. ★ Brentwood, Tenn.

PPG	RPG	APG	SPG	BPG	MPG
0.0	0.1	0.0	0.0	0.0	1.3

NOTES: Walk-on guard from Brentwood, Tenn., who played at Ensworth School in Nashville...Played in 8 games last year...Played 16 huge minutes at Auburn in '14, scored 7 pts and had 3 rebs...Had career bests in pts, rebs, min., FG's made, 3 FG's made vs. Tigers.

CAREER HIGHS
Pts. - 7, at Auburn (2/22/14)
Rebs. - 4, vs. Miss. St. (3/12/14)
Ast. -
Min. - 16, at Auburn (2/22/14)

11 — Jeff Roberson



F ★ 6-6 ★ 206 ★ Fr. ★ Houston, Texas

PPG	RPG	APG	SPG	BPG	MPG
4.8	3.5	1.1	0.4	0.3	20.5

NOTES: Usually called on for team's toughest defensive assignment...Started 24 games this season...Scored 11 points and had career-best 4 assists at UGA...Scored career-high 12 pts. vs. Tenn...Left The Kinkaid School as the school's all-time leading scorer with 1,743 points.

CAREER HIGHS
Pts. - 12, vs. Tenn. (2/11/15)
Rebs. - 8, vs. Lipscomb (11/20/14)
Ast. - 4, at Georgia (1/27/15)
Min. - 35, vs. LaSalle (11/29/14)

13 — Riley LaChance



G ★ 6-2 ★ 194 ★ Fr. ★ Brookfield, Wis.

PPG	RPG	APG	SPG	BPG	MPG
12.5	3.1	2.5	0.8	0.1	33.6

NOTES: Won SEC FOW honors three times this season, including two weeks ago in wins over SC and Fla., when he averaged 17 pts and 4.5 rebounds...SEC's leading freshmen scorer in all games and SEC only...Scored in double figures in 18 games this season.

CAREER HIGHS
Pts. - 26, 2x, last vs. W. Carolina (12/16/14)
Rebs. - 7, at St. Louis (12/31/14)
Ast. - 6, 2x last vs. LSU (1/24/15)
Min. - 42, vs. Yale (1/3/15)

14 — Carter Josephs

G ★ 6-0 ★ 180 ★ So. ★ San Antonio, Texas

PPG	RPG	APG	SPG	BPG	MPG
0.0	0.3	0.4	0.0	0.0	3.1

NOTES: Guard from San Antonio, Texas, who earned a scholarship over the summer...Played in 19 games last year, received first career start at Ole Miss...Dished out 9 assists, had 1 steal, no turnovers in 16 min. at Auburn in '14...Played season-high 13 minutes vs. S.C. (4 assists).

CAREER HIGHS
Pts. - 2, at Miss. State (2/23/13)
Rebs. - 3, vs. Florida (2/25/14)
Ast. - 9, at Auburn (2/22/14)
Min. - 21, at Ole Miss (3/8/14)

30 — Damian Jones

C ★ 6-10 ★ 250 ★ So. ★ Baton Rouge, La.

PPG	RPG	APG	SPG	BPG	MPG
15.1	6.7	0.8	0.7	1.8	29.4

NOTES: Team leader in points per game with 15.1 ppg...8th in SEC in scoring, 2nd in SEC in FG% (.545)...Has 6 20+ games this year after scoring 20 at Alabama...9th in SEC in rebounding, 3rd in blocks...Was named to the preseason All-SEC 1st team this season.

CAREER HIGHS
Pts. - 24, vs. Trevecca (11/16/14)
Rebs. - 13, vs. TAMU (2/15/14)
Ast. - 2, 4x, last vs. Rutgers (11/28/14)
Min. - 41, vs. TAMU (2/15/14)

34 — Shelby Moats



F ★ 6-8 ★ 221 ★ Sr. ★ Waconia, Minn.

PPG	RPG	APG	SPG	BPG	MPG
1.1	1.0	0.1	0.1	0.0	4.2

NOTES: Scored six points and had eight rebounds vs. Trevecca...Graduated with degree in Economics in May... Named to the 2013 SEC Winter Academic Honor Roll and a 2014 CoSida All-Academic District 2 selection.

CAREER HIGHS
Pts. - 9, vs. UK (1/10/13)
Rebs. - 10, vs. UK (1/10/13)
Ast. - 4, vs. Ole Miss (1/15/13)
Min. - 36, vs. Ole Miss (1/15/13)

35 — James Siakam



F ★ 6-7 ★ 225 ★ R-Sr. ★ Douala, Cameroon

PPG	RPG	APG	SPG	BPG	MPG
9.0	5.7	0.5	1.1	1.2	23.4

NOTES: Started 10 games this year...Posted two consecutive double-doubles vs. UF and S.C., and has three for the season...Scored in double figures in 12 games this season...Had 16 points and 10 rebounds in win over South Carolina; scored 14 pts vs. Tenn.

CAREER HIGHS
Pts. - 22, at TAMU (1/25/14)
Rebs. - 13, vs. Lipscomb (11/15/13)
Ast. - 4, 2x, last at Missouri (2/19/14)
Min. - 37, vs. Texas A&M (2/15/14)

40 — Josh Henderson



C ★ 6-11 ★ 240 ★ R-Sr. ★ Roanoke, Va.

PPG	RPG	APG	SPG	BPG	MPG
2.3	1.3	0.2	0.1	0.1	7.6

NOTES: Tied for team high with 12 points at Ga. Tech, a season-best; was 5-5 from floor vs. GT...Scored four points in 13 minutes at Kentucky...Made his first start of the season vs. LSU...Graduated with a degree in Economics in May of 2014.

CAREER HIGHS
Pts. - 13, 3x, last at UK (2/20)
Rebs. - 7, 2x, last vs. Providence (11/22/13)
Ast. - 4, vs. Bucknell (11/15/11)
Min. - 32, 2x, last at Aub (3/2/13)

HEAD COACH KEVIN STALLINGS

THE STALLINGS FILE

Born: October 1, 1960

High School: Collinsville (Ill.) '78

College: Bachelor's Degree in Business Management and Marketing, Purdue, '82, Master's Degree in Counseling, Purdue, '85

Family: Wife, Lisa, three children, Jacob (23), Alexa (19), Jordyn (13)

WINNINGEST COACHES AT VANDERBILT

Coach	Yrs	Record	Pct
1. Kevin Stallings (1999-)	**16**	**306-203**	**.601**
2. Roy Skinner (1959, 1962-76)	16	278-135	.673
3. Bob Polk (1948-58, 1960-61)	13	197-106	.650
4. C.M. Newton (1982-89)	8	129-115	.529
5. Jan van Breda Kolff (1994-99)	6	104-81	.562
6. Josh Cody (1924-27, 1932-36)	9	98-100	.495
7. Eddie Fogler (1990-93)	4	81-48	.628

WINNINGEST COACHES AT MEMORIAL GYM

Coach	Yrs	Record
1. Kevin Stallings (2000-)	**16**	**208-63**
2. Roy Skinner (1959, 1962-76)	16	181-41
3. Bob Polk (1948-58, 1960-61)	8	96-15
4. C.M. Newton (1982-89)	8	91-37
5. Jan van Breda Kolff (1994-99)	6	75-20
6. Eddie Fogler (1990-93)	4	54-12

STALLINGS THROUGH THE YEARS

Year	School	Position	W-L	Conf.	Postseason
2015	Vanderbilt	Head Coach	14-11	4-8	-
2014	Vanderbilt	Head Coach	15-16	7-11	-
2013	Vanderbilt	Head Coach	16-17	8-10	-
2012	Vanderbilt	Head Coach	25-11	10-6	NCAA Third Round
2011	Vanderbilt	Head Coach	23-11	9-7	NCAA Second Round
2010	Vanderbilt	Head Coach	24-9	12-4	NCAA First Round
2009	Vanderbilt	Head Coach	19-11	8-8	-
2008	Vanderbilt	Head Coach	26-8	10-6	NCAA First Round
2007	Vanderbilt	Head Coach	22-12	10-6	NCAA Regional Semifinals
2006	Vanderbilt	Head Coach	17-13	7-9	NIT First Round
2005	Vanderbilt	Head Coach	20-14	8-8	NIT Quarterfinals
2004	Vanderbilt	Head Coach	23-10	8-8	NCAA Regional Semifinals
2003	Vanderbilt	Head Coach	11-18	3-13	—
2002	Vanderbilt	Head Coach	17-15	6-10	NIT First Round^
2001	Vanderbilt	Head Coach	15-15	4-12	—
2000	Vanderbilt	Head Coach	19-11	8-8	NIT First Round
1999	Illinois State	Head Coach	16-15	7-11	—
1998	Illinois State	Head Coach	25-6	16-2•#	NCAA Second Round
1997	Illinois State	Head Coach	24-6	14-4•#	NCAA First Round
1996	Illinois State	Head Coach	22-12	13-5	NIT Quarterfinals
1995	Illinois State	Head Coach	20-13	13-5	NIT Second Round
1994	Illinois State	Head Coach	16-11	12-6	—
1993	Kansas	Assistant	29-7	11-3•	NCAA Final Four
1992	Kansas	Assistant	27-5	11-3•#	NCAA Second Round
1991	Kansas	Assistant	27-8	10-4•	NCAA Final Four*
1990	Kansas	Assistant	30-5	11-3	NCAA Second Round
1989	Kansas	Assistant	19-12	6-8	—
1988	Purdue	Assistant	29-4	16-2•	NCAA Sweet 16
1987	Purdue	Assistant	25-5	15-3•	NCAA Second Round
1986	Purdue	Assistant	22-10	11-7	NCAA First Round
1985	Purdue	Assistant	20-9	12-6	NCAA First Round
1984	Purdue	Assistant	22-7	15-3•	NCAA First Round
1983	Purdue	Assistant	21-9	11-7	NCAA Second Round
1982	Purdue	Player	18-14	11-7	NIT Final Four
1981	Purdue	Player	21-11	10-8	NIT Final Four
1980	Purdue	Player	27-8	11-7#	NCAA Final Four*
1979	Belleville J.C.	Player	28-9	—	NJCAA Tournament
Totals at Vanderbilt (Head Coach)			**306-203**	**123-134**	
Totals at Illinois State (Head Coach)			123-63	75-33	
Head Coach Totals			**429-266**	**197-166**	
Totals at Kansas (Assistant Coach)			132-37	49-21	
Totals at Purdue (Assistant Coach)			139-44		
Totals at Purdue (playing)			66-33		

*• Regular season conference champions; # Conference tournament champions; * Lost in National Championship game; ^ Included an Opening Round play-in game that Vanderbilt won over Houston.*

25	In 33 seasons, his teams have made 25 tournament appearances, including 19 NCAA berths and three Final Fours.
24	20-Win Seasons in his career and 12 conference championships.
7	20-Win Seasons in last 10 seasons and total number of 20-win seasons at Vanderbilt, the most of any Commodore coach.
306	Number of victories at Vanderbilt. Now winningest all-time Vanderbilt coach, surpassed legendary VU mentor Roy Skinner vs. Lipscomb on November 15, 2013.
429	Total victories as a head coach.
3	SEC Players of the Year in his 15-year tenure - Dan Langhi (2000), Derrick Byars (2007), Shan Foster (2008).
26	All-SEC Performers during his time at Vanderbilt.
3	Consecutive trips to the NCAA Tournament (2010, 2011, 2012), the first time Vanderbilt has accomplished the feat.
6	NCAA Tournaments in the last nine seasons.
2	Sweet 16 appearances as Commodore mentor (2004, 2007).
45	At Vanderbilt, all 45 of his seniors either have earned or are currently working toward their college degree.
61	The Commodores won their first SEC Tournament crown in 61 years after defeating #1 Kentucky in final in 2012.
3	Only three losing seasons as a player or coach in 33 years.

VANDERBILT ATHLETIC COMMUNICATIONS

INTERVIEW POLICY

Vanderbilt head coach Kevin Stallings and selected Vanderbilt players will be available to the media before practice on a weekly basis during the non-conference season, and bi-weekly during the SEC season.

The times for those media sessions will be emailed to media members in advance of those pre-practice interviews.

Media may photograph the first 20 minutes of practice. All practices are closed to the public.

POSTGAME INTERVIEW POLICY

Vanderbilt head coach Kevin Stallings will enter the Memorial Gym interview room after the NCAA-mandated 10-minute cooling off period, followed by Vanderbilt players.

Visiting coach and player interviews will be at the discretion of the visiting SID.

VUCOMMODORES.COM

The official website of Vanderbilt athletics, vucommodores.com, includes pregame notes, season statistics, videos of press conferences and meetings with the media, live stats, twitter feeds, and streaming audio and video of everything that is Commodore athletics.

@VANDYMBB

The official Twitter feed of Vanderbilt men's basketball, follow the latest information and get breaking news on Commodore basketball.

QUICK FACTS

Location ..... Nashville, Tenn.
Founded 1873
Conference ..... Southeastern
Enrollment 6,738
Nickname ..... Commodores
Colors ..... Black and Gold
Home Arena ..... Memorial Gymnasium (14,316)
Chancellor ..... Nicholas Zeppos
Vice Chancellor ..... David Williams II
Faculty Rep ..... Dr. Susan Wente

Basketball Staff
Head Coach ..... Kevin Stallings
Record Overall 429-266 (22)
Record at Vanderbilt 306-203 (16)
Assistant Coaches ..... Adam Cohen, Derrick Jones, Tom Richardson,
Director of Operations ..... Dan Cage
Athletic Trainer ..... Shannon Gordon
Academic Counselor ..... Neal Clark
Administrative Assistant ..... Debbie Green
Strength and Conditioning Coach ..... Garry Christopher
Office Number ..... (615) 322-6530

Athletic Communications
Men's Basketball SID ..... Andy Boggs
Media Relations Address ..... 2601 Jess Neely Dr. Nashville, TN 37212
Office Phone ..... (615) 343-1847
Office Fax ..... (615) 343-7064
E-Mail ..... Andy.Boggs@Vanderbilt.edu

3	The Commodores are starting three true freshmen for the first time since the 2009 SEC Tournament against Alabama on March 12, 2009. In that game, Vanderbilt started true freshmen Brad Tinsley, Jeffery Taylor, and Steve Tchiengang.
Freshmen Leaders	Riley LaChance leads all SEC freshmen in scoring at 12.5 ppg, while Wade Baldwin IV leads all freshmen in assists with 4.4 per contest.
Freshmen On Single Season Lists	Baldwin IV is now Vanderbilt's all-time freshman single-season assist leader with 111, surpassing Atiba Prater, who had the all-time freshman single-season assist record with 103 in 1997. Shelton Mitchell is 8th on the list with 80. LaChance would be seventh on the freshman single-season scoring average list (12.5). Mike Rhodes is VU's single-season freshman scoring average leader with 18.8 ppg, which came in the 1977-78 campaign.
Baldwin Playing Well	Baldwin leads all freshmen in assists, and is 4th in the SEC in assists (4.4) in all games, 3rd in SEC games only (4.4) and 3rd in A/TO ratio (2.3) in all games. He is also 6th in steals in all games (1.6) and 2nd in SEC games only (2.0). Baldwin already has more steals (40) than last year's season leader, James Siakam, who had 28 for the entire season. He also won his first SEC Freshman of the Week honor earlier this season.
Dores Among SEC Leaders	The Commodores lead the SEC in FG% with 46.9%, and have shot 50% or better in eight games this year. VU is also 1st in 3-Pt FG% (.369) and 5th in assists (14.9).
SEC	Vanderbilt has a 681-674 against the SEC.

2014-15 TRENDS

Winning Opening Tip 11-6
Losing Opening Tip 3-5
VU Scores First 10-4
Opponent Scores First 4-7
Leading at Halftime 10-3
Trailing at Halftime 4-7
Tied at Halftime 0-1
Leading with Five Minutes Remaining 12-2
Trailing with Five Minutes Remaining 2-9
Tied with Five Minutes Remaining 0-0
Leading with Two Minutes Remaining 13-2
Trailing with Two Minutes Remaining 1-9
Tied with Two Minutes Remaining 0-0
Overtime 1-2
Games Decided by Three Points or Less 0-5
Games Decided by 4-10 Points 6-4
Games Decided by 11-20 Points 5-2
Games Decided by 21-plus Points 3-0
VU Shoots 50% or Better 7-1
VU Shoots 40% or Better 14-9
VU Shoots Lower Than 40% 0-2
Opponent Shoots 50% or Better 1-0
Opponent Shoots 40% or Better 4-8
Opponent Shoots Lower Than 40% 10-3
VU Outshoots Opponent 14-4
VU Outshot by Opponent 0-7
Shoot Same Percentage 0-0
VU Scores 70 Points or More 9-3
VU Scores Less Than 70 Points 5-8
VU Scores 80 Points or More 3-0
VU Scores 90 Points or More 1-0
Opponent Scores 70 Points or More 3-5
Opponent Scores Less Than 70 Points 11-6
Opponent Scores 80 Points or More 0-1
Opponent Scores 90 Points or More 0-0
Makes More 3-Pointers Than Opponent 4-5
Makes Fewer 3-Pointers Than Opponent 4-6
3-Pointers are Equal 6-0
Outrebounds Opponent 10-2
Outrebounded by Opponent 3-9
Rebounds are Equal 1-0
Playing on National TV 6-9
Playing on Regional TV 4-1
Online Only 4-1
Playing on Weekday 8-6
Playing on Weekend 6-5
Game Tips Before 6 p.m. CT (afternoons) 3-5
Game Tips After 6 p.m. CT (evenings) 11-6
In White Uniforms 9-4
In Black Uniforms 2-7
In Gold Uniforms 3-0
In November 5-1
In December 4-2
In January 2-7
In February 3-1
In March 0-0
Home 11-4
Neutral 1-1
Away 2-6

Conferences
vs. Non-Conference 10-3
vs. SEC 4-8
Division II 1-0
Atlantic Sun 1-0
Ohio Valley 1-0
MEAC 1-0
Big Ten 1-1
Atlantic 10 2-0
Big 12 0-1
Southern 1-0
ACC 0-1
Ivy League 2-0

Lineups
Kornet, Jones, LaChance, Baldwin, Roberson 3-6
Kornet, Jones, LaChance, Mitchell, Roberson 4-1
Siakam, Jones, LaChance, Mitchell, Roberson 4-2
Siakam, Jones, LaChance, Baldwin, Roberson 3-1
Henderson, Jones, LaChance, Fisher-Davis, Baldwin 0-1

About Florida

Quick Facts

Location ..... Gainesville, Fla.
Founded 1853
Conference ..... SEC
Enrollment 49,913
Nickname ..... Gators
Colors ..... Orange and Blue
Home Arena ..... Stephen C. O'Connell Center (11,548)
President ..... Dr. Bernie Machen
Athletics Director ..... Jeremy Foley

Basketball Staff
Head Coach ..... Billy Donovan
Record Overall 498-201 (21)
Record at Florida 463-182 (19)
Assistant Coaches ..... Rashon Burno, John Pelphrey, Matt McCall

- Florida enters Tuesday's game with a 12-13 overall record and a 5-7 mark in league play.
- The Gators have dropped four consecutive games, but losses have come by a combined 15 points. Florida's last two losses have each been by one point.
- Michael Frazier leads the Gators with 13.2 points per game. Dorian Finney-Smith averages 12.9 points per contest.
- Florida has a 41-21 series advantage in games played in Gainesville.
- The Commodores have not had a season sweep of the Gators since 2010.

Stat Comparison

	VU		Fla.	
	All	*SEC*	*All*	*SEC*
Record	14-11	4-8	12-13	5-7
Scoring Offense	69.9	65.7	65.4	63.8
Scoring Defense	64.0	66.6	59.9	63.3
Scoring Margin	+6.0	-0.9	+5.5	+0.5
FG%	.469	.431	.439	.435
FG% Defense	.407	.430	.409	.432
3FG%	.369	.344	.328	.318
3FG% Defense	.347	.411	.332	.352
Free Throw %	.709	.697	.662	.682
Rebounding	34.5	32.8	33.2	31.1
Rebounding Margin	+3.0	+0.8	+1.1	-1.2
Turnovers/game	13.6	13.7	12.4	12.0
Opponent Turnovers	12.1	12.6	14.5	13.6
Steals	5.4	6.2	7.6	7.0
Blocks	4.8	4.8	3.4	3.2

Vanderbilt Radio Network

Fisher, Thompson Courtside to Call Action on Vanderbilt Radio Network From IMG College

Joe Fisher and Tim Thompson are back at courtside this season, describing the action of every Commodore game to Vanderbilt followers throughout the Southeast.

Fisher, the Voice of the Commodores, will anchor Vanderbilt play-by-play for the 17th consecutive year.

A Nashville native, Fisher also handles the play-by-play broadcasting duties for Commodore football and a select number of baseball games. He also serves as the Director of Broadcasting for Vanderbilt Student Athletics.

Prior to working for Vanderbilt, Fisher served as a television sports anchor in the Nashville market (1987-1996), with stints at WSMV-4 and WKRN-2. He also worked in the public relations field for two years.

Thompson, who is in his 14th year providing color commentary, played for Vanderbilt from 1975-79, receiving the Outstanding Leader and Civitan Sportsmanship Awards. He currently works with Nike College Sports Marketing.

Broadcast Engineer Bob Horner is in his 32nd year courtside producing broadcasts of Commodore basketball. During his tenure, Horner has worked more than 750 games for Vanderbilt.

The broadcasts are produced by IMG College, the exclusive multi-media rightsholder for Vanderbilt. Jeff Miller is the general manager.

All games can be heard on the Vanderbilt radio affiliates below and for free online on vucommodores.com.

Radio Affiliates

WLAC 1510-AM	Nashville*
WNSR 560-AM	Nashville
WNSR 95.9 FM	Nashville
WPLZ 106.9 FM	Chattanooga
WEKR 1240-AM	Fayetteville
WJJM 1490-AM	Lewisburg
WMSR 1320-AM	Manchester
WMPS 1210-AM	Memphis
WDUC 93.9-FM	Tullahoma

* Commodore Flagship Station

Scoring Balance	In the last two games, seven different players have scored in double figures - Roberson, Siakam, Jones, Baldwin IV, LaChance, Kornet, and Fisher-Davis.
Close Losses	The Commodores' largest margin of defeat in league play was a 12-point decision at Arkansas. Two of the losses have come in overtime (LSU, Tennessee), and two others have come by three points (Georgia, at Miss. State).
Getting to the FT Line	In the last four games, the Commodores have been to the free throw line a combined 136 times (34/game) and made 96 (24/game) - a 70.6% clip. In the previous eight league games, the Commodores went to the line a combined 138 times (95-138, 68.8%). In the same four game stretch, opponents are 45-59 (76.3%) from the FT line.
SEC's Youngest BackCourt	The Commodores' freshman backcourt is the youngest in the SEC. In fact, Vanderbilt is the only school in the league to start three freshmen at the three guard spots.
922	Vanderbilt has made a 3-pointer in 922 consecutive games, a streak which began at the inception of the 3-point line in 1986-87. The Commodores rank second only to UNLV for the longest streak in Division I basketball. Vanderbilt, UNLV and Princeton are the only three schools in college basketball to have made at least one 3-pointer in every game played since the 3-point line was implemented.
Trends	Vanderbilt is 10-3 when leading at the half and 12-2 when leading with five minutes remaining, 7-1 when shooting 50% or better from the floor, 8-2 when scoring 70 points or more, and 10-2 when outrebounding an opponent.
Young Dores	According to KenPom.com, Vanderbilt is number 347 out of 351 Division I playing schools in terms of experience at 0.70 years.
2015 Class Ranked #20	Head Coach Kevin Stallings recently signed four players to National Letters of Intent for next season - Djery Baptiste, a 6'11 center from Plano, Texas, Camron Justice, a 6'2 guard from Hindman, Kentucky, Samir Sehic, a 6'9 forward from Cypress, Texas, and Joseph Toye, a 6'7 wing from Chicago, each signed with the Commodores on the first day of the signing period on November 12. The quartet was recently named the 20th-best class in the nation according to ESPN.com.
Staff Additions	Head coach Kevin Stallings added assistant coaches Adam Cohen and Derrick Jones to his staff this past offseason. Cohen comes to Vanderbilt after spending one season at Harvard, while Jones comes to Nashville after spending four seasons at Louisiana Tech.
Assist %	The Commodores are 9th in the country in assist % on made baskets (63.9%).

Last Time Out

Box Score vs. Alabama

Official Basketball Box Score -- Game Totals -- Final Statistics
Vanderbilt vs Alabama
2/14/15 7 p.m. CT at Tuscaloosa, Ala. (Coleman Coliseum)

Vanderbilt 76 • 14-11, 4-8

##	Player		Total FG-FGA	3-Ptr FG-FGA	FT-FTA	Rebounds Off	Def	Tot	PF	TP	A	TO	Blk	Stl	Min
11	ROBERSON, Jeff	f	0-2	0-1	0-2	0	1	1	2	0	0	0	1	0	17
35	SIAKAM, James	f	1-3	0-0	7-8	2	4	6	4	9	0	1	2	0	23
30	JONES, Damian	c	7-11	0-0	6-9	1	6	7	2	20	0	1	0	0	29
04	BALDWIN IV, Wade	g	2-6	0-4	6-6	0	4	4	2	10	6	1	0	2	33
13	LACHANCE, Riley	g	3-6	2-3	4-4	0	0	0	3	12	0	2	0	1	33
03	KORNET, Luke		4-5	1-1	3-4	0	4	4	1	12	0	1	2	0	25
05	FISHER-DAVIS, Matthe		4-9	3-6	2-2	0	5	5	0	13	3	0	0	0	30
14	JOSEPHS, Carter		0-0	0-0	0-0	0	1	1	2	0	1	0	0	0	8
40	HENDERSON, Josh		0-2	0-0	0-0	0	0	0	1	0	0	0	0	0	2
	Team					2	0	2							
	Totals		21-44	6-15	28-35	5	25	30	17	76	10	6	5	3	200

FG %	1st Half:	9-21	42.9%	2nd half: 12-23	52.2%	Game: 21-44	47.7%
3FG %	1st Half:	3-8	37.5%	2nd half: 3-7	42.9%	Game: 6-15	40.0%
FT %	1st Half:	11-16	68.8%	2nd half: 17-19	89.5%	Game: 28-35	80.0%

Deadball Rebounds 1

Alabama 68 • 15-10, 5-7

##	Player		Total FG-FGA	3-Ptr FG-FGA	FT-FTA	Rebounds Off	Def	Tot	PF	TP	A	TO	Blk	Stl	Min
10	Taylor, Jimmie	f	2-3	0-0	3-4	4	2	6	3	7	1	0	2	0	19
11	Hale, Shannon	f	4-10	2-3	0-0	2	4	6	1	10	1	2	0	0	21
05	Coleman, Justin	g	2-6	2-6	1-2	0	0	0	1	7	1	1	0	0	13
20	Randolph, Levi	g	5-10	2-4	3-4	1	6	7	2	15	2	0	0	1	36
21	Cooper, Rodney	g	2-8	1-3	2-2	1	1	2	4	7	2	0	0	0	37
01	Norris, Riley		2-6	1-3	0-1	0	8	8	5	5	1	1	0	0	25
03	Kessens, Michael		1-4	0-0	2-2	4	1	5	4	4	1	1	0	0	17
23	Mitchell, Devin		1-2	1-2	0-0	0	0	0	0	3	0	0	0	0	3
32	Obasohan, Retin		4-9	2-3	0-2	0	2	2	4	10	2	2	1	3	29
	Team					2	0	2							
	Totals		23-58	11-24	11-17	14	24	38	24	68	11	7	3	4	200

FG %	1st Half:	11-30	36.7%	2nd half: 12-28	42.9%	Game: 23-58	39.7%
3FG %	1st Half:	4-11	36.4%	2nd half: 7-13	53.8%	Game: 11-24	45.8%
FT %	1st Half:	7-9	77.8%	2nd half: 4-8	50.0%	Game: 11-17	64.7%

Deadball Rebounds 2

Officials: Anthony Jordan, Ron Groover, Brian Shey
Technical fouls: Vanderbilt-None. Alabama-Kessens, Michael.
Attendance: 11501

Score by periods	1st	2nd	Total
Vanderbilt	32	44	**76**
Alabama	33	35	**68**

Points	In Paint	Off T/O	2nd Chance	Fast Break	Bench
VU	24	10	9	2	25
UA	18	2	18	0	22

Last FG - VU 2nd-00:59, UA 2nd-01:34.
Largest lead - VU by 8 2nd-00:25, UA by 5 1st-16:24.

Score tied - 6 times.
Lead changed - 11 times.

Game Notes

-Vanderbilt improved to 14-11 overall and 4-8 in league play after the win on Saturday. The Commodores have won three out of their last four games.

-The win over the Crimson Tide was Vanderbilt's first SEC road win of the season, and their second true road win of 2014-15 (Saint Louis).

-After struggling from the line against Tennessee in their previous game, Vanderbilt converted on 28 of their 35 foul shots Saturday night (80%) and made 17 of their last 19 attempts in regulation. Alabama was 11-17 (64.7%) from the charity stripe.

-Five Commodore players scored in double figures, with sophomore Damian Jones leading the way with 20 points. It was the second time this season Vanderbilt has done that (Yale).

-The Commodores only had six turnovers on the day, which is a new season-low.

-Vanderbilt made 47.7% of its shots from the floor and 40% from three. The Commodores also were a blistering 52.2% from the field in the second half.

-The Commodores held Alabama to 39.7% from the floor - Vanderbilt moves to 14-4 on the year when outshooting an opponent.

-Alabama out rebounded the Commodores, 38-30.

-The Commodores' 76 points is the highest total in SEC play this season and the most the team has scored since scoring 79 against Yale in a double-overtime win on January 3rd.

-The number of free throws made (28) and attempted (35) are new season highs in road contests.

Player Notes

-Damian Jones notched his 6th 20+-point game of the season with a game-high 20 points. Jones was 7-11 from the floor and 6-9 from the free throw line, and also added a team-high seven rebounds.

-Matthew Fisher-Davis scored 13 points, Riley LaChance and Luke Kornet tallied 12, and Wade Baldwin IV added 10.

-Baldwin IV dished out six assists and had only one turnover. For the season, he has 111 assists, which is tops among all SEC freshmen and the most by a Vanderbilt freshman in a single season in program history.

-Fisher-Davis tied a career high with three assists in 30 minutes of action.

Recap

TUSCALOOSA (AP) -- Damian Jones and Vanderbilt didn't pack the emotional baggage from a painful overtime loss for their subsequent road trip.

Jones scored 20 points to lead five scorers in double figures and the Commodores beat Alabama 76-68 on Saturday night to rebound strongly from a mid-week loss to rival Tennessee.

Vanderbilt (14-11, 4-8 Southeastern Conference) had been 0-5 in SEC road games, but took over a tight game in the final 4 minutes. They've won three of four since a seven-game losing streak.

"I was asked the question a lot after Wednesday night until (Saturday) even, 'How are your guys going to be able to bounce back from the tough loss to Tennessee?'" Commodores coach Kevin Stallings said. "There's just an expectation that you have to bounce back, you have to come out and play the next game and you have to play well. Fortunately we did.

"I thought our guys looked really tired but they fought through and showed a lot of toughness to me."

Matthew Fisher-Davis scored 13 points and hit three 3-pointers for Vanderbilt. Luke Kornet and Riley LaChance each scored 12 while Wade Baldwin IV had 10 points and six assists.

The Tide (15-10, 5-7) faded down the stretch after coming in with a 12-2 record at Coleman Coliseum.

Alabama's Levi Randolph was scoreless for the first 26 minutes but finished with 15 points and seven rebounds. Shannon Hale and Retin Obasohan scored 10 points apiece.

"Our defense was not good enough to win the game," Tide coach Anthony Grant said. "I thought that was the difference."

LaChance's 3-pointer with 3:49 left gave Vandy the lead for good.

Vanderbilt made 28 of 35 free throws (80 percent) while Alabama was 11 of 17 (64.7 percent). That countered the Tide's 11-of-24 performance from 3-point range.

"I'm glad the game ended because I felt Alabama was going to make every single 3 that they shot," Stallings said. "That shooting performance by them, I thought, was incredible."

Kornet's bank shot tied it at 56 with 5:55 left and the teams proceeded to have two ties and five lead changes over the next two minutes.

Vanderbilt's James Siakam had a block, two offensive rebounds and two made free throws in less than a minute. Jones then hit a basket and drew Riley Norris's fifth foul with 1:45 left. He made the free throw for a 69-63 lead that matched Vandy's biggest at that point.

Hale responded with a quick 3-pointer for Alabama but Vanderbilt ran the shot clock almost all the way down before LaChance made a runner.

Baldwin all but iced it after that with a pair of free throws for a 73-66 lead with 43 seconds left.

Vanderbilt had wiped four points off a 33-28 deficit in the final two seconds of the first half. Michael Kessens drew a technical foul after `Bama was called for a foul and LaChance and Baldwin each made two free throws.

"The official said that Mike took the ball and put it in the guy's face or something," Grant said of the technical.

2014-15 Roster

No.	Name	Pos.	Ht.	Wt.	Cl.-Yr	Hometown (Previous School)
0	Shelton Mitchell	G	6-3	186	Fr. - 1st	Waxhaw, N.C. (Oak Hill Academy)
3	Luke Kornet	F	7-0	240	So. - 2nd	Lantana, Texas (LIberty Christian)
4	Wade Baldwin IV	G	6-3	195	Fr. - 1st	Belle Mead, N.J. (St. Joseph)
5	Matthew Fisher-Davis	G	6-5	173	Fr. - 1st	Charlotte, N.C. (Butler)
10	Nathan Watkins	G	6-5	195	Jr.-3rd	Brentwood, Tenn. (Ensworth School)
11	Jeff Roberson	F	6-6	206	Fr.-1st	Houston, Texas (The Kinkaid School)
12	Phillip McGloin	G	6-1	178	Fr.-1st	Washington, D.C. (Sidwell Friends)
13	Riley LaChance	G	6-2	194	Fr.-1st	Brookfield, Wis. (Brookfield Central)
14	Carter Josephs	G	6-0	180	Jr.-3rd	San Antonio, Texas (Tom C. Clark)
30	Damian Jones	F/C	6-10	248	So.-2nd	Baton Rouge, La. (Scotlandville Magnet)
34	Shelby Moats	F	6-8	221	Sr.-4th	Waconia, Minn. (Waconia)
35	James Siakam	F	6-7	225	R-Sr.-5th	Douala, Cameroon (Brehm Prep (Ill.))
40	Josh Henderson	C	6-11	240	R-Sr.-5th	Roanoke, Va. (Cave Spring)
42	Nolan Cressler	G	6-4	204	F-So.-3rd	Pittsburgh, Pa. (Cornell/Plum HS)

COACHING STAFF

Head Coach ..... **Kevin Stallings** (Purdue, 1982) - 16th
Assistant Coach ..... **Adam Cohen** (Arizona, 2008) - 1st
Assistant Coach ..... **Derrick Jones** (Samford, 2001) - 1st
Assistant Coach ..... **Tom Richardson** (St. Xavier (Ill.), 1977) - 12th
Director of Operations..... **Dan Cage** (Vanderbilt, 2007) - 5th
Director of Video Operations .. **Julian Terrell** (Vanderbilt, 2006) - 2nd

SUPPORT STAFF

Athletic Communications Dir. .... **Andy Boggs** (Florida State, 1998)
Academic Support..... **Neal Clark** (Kentucky, 1992)
Athletic Trainer..... **Shannon Gordon** (Indiana State, 1992)
Strength and Conditioning..... **Garry Christopher** (Baylor, 2009)

PRONUNCIATION GUIDE

Jeff Roberson..... **ROE-ber-son**
James Siakam..... **See-OCK-em**

ROSTER BY CLASS

Seniors (3)

Josh Henderson ..... Roanoke, Va.
Shelby Moats..... Waconia, Minn.
James Siakam..... Douala, Cameroon

Juniors (2)

Carter Josephs ..... San Antonio, Texas
Nathan Watkins ..... Nashville, Tenn.

Sophomores (3)

Damian Jones..... Baton Rouge, La.
Luke Kornet..... Lantana, Texas
Nolan Cressler ..... Pittsburgh, Pa.

Freshman (6)

Wade Baldwin IV..... Belle Mead, N.J.
Matthew Fisher-Davis ..... Charlotte, N.C.
Riley LaChance ..... Brookfield, Wisc.
Phillip McGloin..... Washington, D.C.
Shelton Mitchell ..... Waxhaw, N.C.
Jeff Roberson ..... Houston, Texas

Memorial Magic - The Home To Vanderbilt Hoops Since 1952

Historic Memorial Gymnasium In 63rd Season

Storied Memorial Gymnasium is in its 63rd season as the host venue of Vanderbilt basketball. The SEC's most historic hoops setting has played host to more than 950 men's contests as well as the 1984 and 1991 SEC Tournaments and 40 men's and women's NCAA Tournament contests (since the early 1980s).

As the oldest gymnasium in the SEC, Memorial Gymnasium is renown for its end zone benches, raised floor and unique atmosphere. It was dedicated in 1952 as a memorial to all Vanderbilt men and women who served in World War II. It was built by the late master architect Edwin Keeble, who was commissioned to build a combination gymnasium/concert hall.

.781	All-time winning percentage at Memorial Gym (754-213).
208	Career wins at Memorial Gym for Kevin Stallings, and is the facility's all-time wins leader.
.899	Winning percentage against non-conference opponents since 1990 (196-22).
129-15	Stallings' non-conference record at home.
6	Undefeated seasons at home.

Winningest Coaches at Memorial Gymnasium

Coach	Yrs	Record
1 Kevin Stallings (2000-Present)	**16**	**208-63**
2. Roy Skinner (1959, 1962-76)	16	181-41
3. Bob Polk (1948-58, 1960-61)	8	96-15
4. C.M. Newton (1982-89)	8	91-37
5. Jan van Breda Kolff (1994-99)	6	75-20
6. Eddie Fogler (1990-93)	4	54-12

Stallings' Year-By-Year Record At Memorial Gym

Year	Won	Lost
2014-15	11	4
2013-14	10	6
2012-13	9	6
2011-12	13	5
2010-11	14	3
2009-10	14	2
2008-09	13	4
2007-08	19	0
2006-07	14	3
2005-06	10	6
2004-05	17	2
2003-04	15	2
2002-03	10	6
2001-02	13	4
2000-01	12	7
1999-00	14	3

ANNUAL ATTENDANCE FIGURES

Year	All Games	Attendance	Average	NCAA Rank	SEC Games	SEC Attendance	Average
2014-15	15	134,005	8,934	-	6	60,063	10,010
2013-14	16	152,539	9,534	45	9	92,455	10,273
2012-13	15	159,557	10,637	36	9	100,986	11,221
2011-12	18	246,561	13,698	18	8	112,368	14,046
2010-11	17	234,632	13,802	18	8	114,346	14,293
2009-10	16	217,965	13,623	21	8	113,539	14,192
2008-09	17	225,686	13,276	25	8	112,833	14,104
2007-08	19	254,954	13,418	22	8	113,713	14,214
2006-07	17	204,511	12,030	31	8	109,043	13,630
2005-06	16	195,159	12,197	24	8	108,258	13,532
2004-05^	19	191,678	10,088	43	8	105,357	13,170
2003-04	17	192,301	11,312	33	8	106,990	13,374
2002-03	16	153,123	9,570	46	8	96,906	12,113
2001-02	17	150,325	8,843	50	8	93,873	11,734
2000-01	19	186,468	9,814	45	8	102,055	12,757
1999-00*	18	197,770	10,987	30	8	106,741	13,343
1998-99	16	192,538	12,034	26	8	106,128	13,266
1997-98	16	213,974	13,373	21	8	117,819	14,727
1996-97	16	207,771	12,986	25	8	120,214	15,027
1995-96	18	226,354	12,575	28	8	112,996	14,125
1994-95	13	183,042	14,080	17	8	118,932	14,867
1993-94	16	223,997	14,000	15	8	121,345	15,168
1992-93	14	212,156	15,154	11	8	122,536	15,317
1991-92	17	210,585	12,387	29	8	115,104	14,388
1990-91	16	214,638	13,415	19	9	133,482	14,831
1989-90	19	259,992	13,684	18	9	136,136	15,126
1988-89	15	224,657	14,977	13	9	137,212	15,246
1987-88	16	223,747	13,984	14	9	138,393	15,377
1986-87	17	226,343	13,314	14	9	130,854	14,539
1985-86	15	200,806	13,387	14	9	128,059	14,229
1984-85	16	194,390	12,149	17	9	122,514	13,613
1983-84	18	249,292	13,850	10	9	135,546	15,050
1982-83	17	237,584	13,976	9	9	135,418	15,046
1981-82	14	202,225	14,445	9	9	131,699	14,633
1980-81	15	227,478	15,165	9	9	136,436	15,160
1979-80	15	228,029	15,202	5	9	138,754	15,417
1978-79	14	215,330	15,380	5	9	139,930	15,547
1977-78	14	207,375	14,813	5	9	134,232	14,915
1976-77	15	211,966	14,131	4	9	149,108	16,568
1975-76	13	180,901	13,915	-	9	135,375	15,042
1974-75	12	178,527	14,877	-	9	134,304	14,923
1973-74	12	182,728	15,227	-	9	140,252	15,584
1972-73	12	173,567	14,464	-	9	131,193	14,577
1971-72	12	156,778	13,065	-	9	120,172	13,352
1970-71	12	170,634	14,220	-	9	130,260	14,473
1969-70	12	176,763	14,730	-	9	135,745	14,861
1968-69	12	126,896	10,575	-	9	95,300	10,589
1967-68	12	129,722	10,810	-	9	96,274	10,697
1966-67	12	105,492	8,791	-	9	79,173	8,797
1965-66	12	106,022	8,835	-	9	62,368	8,910
1964-65	12	98,821	8,235	-	9	65,712	8,214
1963-64	12	84,827	7,069	-	6	35,684	5,947
1962-63	12	75,261	6,272	-	6	46,183	6,598
1961-62	13	73,640	5,665	-	8	47,357	5,920
1960-61	13	74,187	5,707	-	7	45,549	6,507
1959-60	14	76,199	5,443	-	8	46,064	5,758

^ First year capacity increased from 14,168 to 14,316; * First year capacity decreased from 15,311 to 14,168

VANDERBILT BASKETBALL QUICK HITTERS

- This is the 112th year of Vanderbilt basketball, with the first season taking place in 1900-01. There were no teams in 1904-05 and 1905-06.
- The Commodores have been to 13 NCAA Tournaments and 11 NIT's. Vanderbilt advanced to the Elite 8 in 1965 (field of 23), and the Sweet 16 in 1988, 1993, 2004, and 2007. The Commodores captured the NIT Championship in 1990 and finished runner-up in 1994.
- The Commodores are a charter member of the SEC, with the 2014-15 season being the 81st year in the conference.
- Vanderbilt is the only private institution in the SEC with the lowest enrollment of any of the 14 schools (6,738).
- Vanderbilt's Perry Wallace became the first African-American scholarship basketball player in the SEC when he took the court in 1967.
- The Commodores have 43 career 1,000-point scorers, with Shan Foster (2004-08) the all-time leading scorer with 2,011 career points.
- Vanderbilt has had 12 All-Americans since 1950. They are: Billy Joe Adcock (1950), Clyde Lee (1965), Tom Hagan (1969), Jan van Breda Kolff (1974), Will Perdue (1988), Billy McCaffrey (1993), Dan Langhi (2000), Matt Freije (2004), Derrick Byars (2007), Shan Foster (2008), and John Jenkins (2011).
- The Commodores had three players drafted in the first 31 picks of the 2012 NBA Draft - John Jenkins, Atlanta, 23rd pick, Festus Ezeli, Golden State, 30th pick, Jeffery Taylor, Charlotte, 31st pick - the most by the Commodores in one draft. In all, 35 Vanderbilt players have been selected in the NBA Draft since 1950.
- The Commodores ended a 61-year SEC Tournament drought in 2012 by claiming the tournament championship in New Orleans, the team's first SEC championship since 1951.
- Coach Stallings is the winningest coach in Vanderbilt history after surpassing legendary mentor Roy Skinner on November 15, 2013, against Lipscomb.
- Stallings has led his Commodore teams to 10 postseason tournaments since his arrival in 1999 and has had seven 20+-win seasons. His 2004 and 2007 teams advanced to the Sweet 16 for the first time since the tournament expanded to 64+ teams.
- Stallings has appeared in the NCAA Tournament six times, including a stretch of three consecutive appearances from 2010-2012. It was the first time in school history that Vanderbilt has advanced to three consecutive NCAA Tournaments.
- All three of the university's top all-time scorers played for Coach Stallings (Foster, Jeffery Taylor, Matt Freije). John Jenkins, who is 10th on the list, also played for him.
- Vanderbilt's intercollegiate athletics teams are nicknamed the Commodores, in honor of the nickname given to founder Cornelius Vanderbilt, who made his fortune in shipping. Vanderbilt donated $1 million to begin "Central University" in 1875 - the campus was later renamed for Cornelius because of his generosity. Cornelius never stepped foot on the campus that bears his namesake.

INS AND OUTS

Career Games Played

Player	Games	Starts	Cons. Starts
James Siakam	93	39	4
Shelby Moats	86	10	0
Josh Henderson	68	25	0
Damian Jones	56	53	53
Luke Kornet	55	16	0
Carter Josephs	35	1	0
Wade Baldwin IV	25	14	9
Riley LaChance	25	25	25
Matthew Fisher-Davis	24	1	0
Jeff Roberson	25	24	6
Shelton Mitchell	22	11	0
Nathan Watkins	22	0	0
Philip McGloin	3	0	0

Double-Digit Scoring Games

Player	Career (Record)	'14-15	Cons.
Damian Jones	42 (21-21)	22 (12-10)	2 (1-1)
James Siakam	18 (13-5)	12 (8-4)	-
Riley LaChance	17 (12-5)	17 (12-5)	1 (1-0)
Luke Kornet	15 (8-7)	12 (6-6)	1 (1-0)
Josh Henderson	12 (7-5)	1 (0-1)	-
Wade Baldwin IV	8 (6-2)	8 (6-2)	1 (1-0)
Matthew Fisher-Davis	5 (3-2)	5 (3-2)	1 (1-0)
Shelton Mitchell	2 (2-0)	2 (2-0)	-
Jeff Roberson	2 (1-1)	2 (1-1)	-

Double-Digit Rebounding Games

Player	Career	'14-15	Cons.
James Siakam	6 (5-1)	3 (3-0)	-
Damian Jones	5 (2-3)	1 (1-0)	-
Luke Kornet	2 (2-0)	2 (2-0)	-
Shelby Moats	1 (0-1)	-	-

Double-Digit Assist Games

Player	Career	'14-15	Cons.
Wade Baldwin IV	1 (1-0)	1 (1-0)	-

Double-Doubles

Player	Career	'14-15	Cons.
Damian Jones	6 (2-4)	1 (1-0)	-
James Siakam	6 (6-0)	3 (3-0)	-

2014-15 Lineup Record

Baldwin, LaChance, Roberson, Kornet, Jones	3-6
Mitchell, LaChance, Roberson, Kornet, Jones	4-1
Mitchell, LaChance, Roberson, Siakam, Jones	4-2
Baldwin, LaChance, Roberson, Siakam, Jones	3-1
Baldwin, LaChance, Fisher-Davis, Jones, Henderson	0-1

PRESEASON SEC POLL

PRESEASON MEDIA POLL -- PTS

Kentucky (20)	280
Florida	258
Arkansas	226
LSU	223
Georgia	204
Ole Miss	168
Missouri	123
Auburn	113
Texas A&M	111
Alabama	109
Vanderbilt	**89**
South Carolina	86
Tennessee	75
Mississippi State	35

***First-Place Votes in Parentheses**

MEDIA VOTE - PRESEASON ALL-SEC

FIRST TEAM ALL-SEC

Bobby Portis - Arkansas, F, 6-11, 242, So., Little Rock, Ark.
Michael Frazier II - Florida, G, 6-4, 194, Jr., Tampa, Fla.
Aaron Harrison - Kentucky, G, 6-6, 212, So., Richmond, Texas
Jordan Mickey - LSU, F, 6-8, 235, So., Dallas, Texas
Jarvis Summers - Ole Miss, G, 6-3, 186, Sr., Jackson, Miss.

SECOND TEAM ALL-SEC

Charles Mann - Georgia, G, 6-5, 215, Jr., Alpharetta, Ga.
Willie Cauley-Stein - Kentucky, F, 7-0, 240, Jr., Olathe, Kan.
Andrew Harrison - Kentucky, G, 6-6, 210, So., Richmond, Texas
Alex Poythress - Kentucky, F, 6-8, 238, Jr., Clarksville, Tenn.
Karl-Anthony Towns - Kentucky, F, 6-11, 250, Fr., Piscataway, N.J.

SEC Player of the Year: Aaron Harrison, Kentucky

SEC STANDINGS

2014-15 SEC STANDINGS (2/16)

	SEC	Pct.	All	Pct.
Kentucky	12-0	1.000	25-0	1.000
Arkansas	9-3	.750	20-5	.800
Ole Miss	8-4	.667	17-8	.680
Texas A&M	8-4	.667	17-7	.708
Georgia	7-5	.583	16-8	.667
LSU	7-5	.583	18-7	.720
Tennessee	6-6	.500	14-10	.583
Alabama	5-7	.417	15-10	.600
Florida	5-7	.417	12-13	.480
Miss. State	5-7	.417	12-13	.480
Vanderbilt	**4-8**	**.333**	**14-11**	**.560**
Auburn	4-8	.333	12-13	.480
South Carolina	3-9	.250	12-12	.500
Missouri	1-11	.083	7-18	.280

SEC STATS

VU TEAM SEC RANKINGS (2/16)

Category	SEC	All
Scoring	7th (65.7)	5th (69.9)
Scoring Defense	8th (66.6)	8th (64.0)
Scoring Margin	9th (-0.9)	5th (+6.0)
FT%	9th (.697)	5th (.709)
FG%	7th (.431)	1st (.469)
FG% Defense	10th (.430)	7th (.407)
3FG%	5th (.344)	1st (.369)
3FG% Defense	14th (.411)	13th (.347)
3FG Made	T-5th (6.3)	5th (6.4)
Rebound Margin	6th (+0.8)	8th (+3.0)
Blocks	4th (4.8)	4th (4.8)
Assists	6th (13.2)	5th (14.9)
Steals	7th (6.2)	14th (5.4)
Turnover Margin	10th (-1.1)	11th (-1.4)
Assist/TO Ratio	6th (1.0)	5th (1.1)

VU INDIVIDUAL SEC RANKINGS (2/16)

Damian Jones	**SEC**	**Total**
Scoring	T-10th (13.4)	8th (15.1)
Rebounding	NA	9th (6.7)
FG%	3rd (.521)	2nd (.545)
Blocks	T-3rd (1.8)	3rd (1.8)
Off. Rebounds	T-10th (2.3)	T-10th (2.3)
Def. Rebounds	NA	9th (4.4)
Wade Baldwin IV		**Total**
Assists	T-3rd (4.5)	T-4th (4.4)
Steals	T-2nd (2.0)	6th (1.6)
A/TO	8th (2.0)	3rd (2.4)
Riley LaChance	**SEC**	**Total**
FT%	6th (.838)	NA
3FG Made	T-10th (1.8)	6th (2.0)
Minutes Played	7th (34.3)	7th (33.6)
James Siakam	**SEC**	**Total**
FT%	T-9th (.811)	NA
Steals	T-8th (1.4)	NA
Blocks	7th (1.5)	NA
Off. Rebounds	NA	T-7th (2.5)
Steals	T-8th (1.5)	NA
Matthew Fisher-Davis	**SEC**	**Total**
3FG Made	T-7th (1.9)	9th (1.8)

Game 1 • Nov. 16, 2014

Trevecca 56
at Vanderbilt 83

Nashville, Tenn. (Memorial Gym)

Trevecca 56 • 1-1

##	Player		Total FG-FGA	3-Ptr FG-FGA	FT-FTA	Rebounds Off	Def	Tot	PF	TP	A	TO	Blk	Stl	Min
03	GAMBERONI, Matt	c	2-6	0-0	0-0	0	3	3	4	4	0	3	0	2	24
10	SANFORD, Byron	g	3-8	0-1	2-2	1	6	7	4	8	1	1	0	3	28
23	CORLEW, Tyrell	g	2-7	1-4	0-2	1	2	3	2	5	1	0	0	1	26
33	BLADE, Percy	g	2-8	1-3	0-0	1	1	2	3	5	1	4	0	1	27
44	WILLIAMS, Jacob	g	2-9	1-4	2-2	2	0	2	3	7	1	0	0	1	16
12	ELLIOTT, Christopher		1-5	1-2	3-4	0	0	0	2	6	1	0	0	1	22
20	PALM, Jalen		3-9	1-3	4-4	0	0	0	4	11	4	1	0	0	23
30	JONES, Jarvis		0-2	0-0	0-0	0	0	0	0	0	0	0	0	0	2
35	CHOI, Sloy		3-5	1-2	0-0	2	3	5	2	7	0	2	0	3	16
42	RODRIGUEZ, Miquel		0-0	0-0	0-0	0	0	0	0	0	0	0	0	0	2
54	NEAL, Devante'		1-6	0-0	1-2	2	3	5	1	3	0	0	1	0	14
	Team					1	1	2							
	Totals		19-65	6-19	12-16	10	19	29	25	56	9	12	1	12	200

FG % 1st Half: 11-34 32.4% 2nd half: 8-31 25.8% Game: 19-65 29.2% Deadball Rebounds 2
3FG % 1st Half: 3-12 25.0% 2nd half: 3-7 42.9% Game: 6-19 31.6%
FT % 1st Half: 5-7 71.4% 2nd half: 7-9 77.8% Game: 12-16 75.0%

Vanderbilt 83 • 1-0

##	Player		Total FG-FGA	3-Ptr FG-FGA	FT-FTA	Rebounds Off	Def	Tot	PF	TP	A	TO	Blk	Stl	Min
03	KORNET, Luke	f	3-5	0-2	4-6	2	8	10	2	10	0	1	4	0	23
11	ROBERSON, Jeff	f	2-4	1-2	3-6	3	3	6	3	8	0	2	1	0	18
30	JONES, Damian	c	10-13	0-0	4-9	5	7	12	1	24	2	1	4	1	23
00	MITCHELL, Shelton	g	1-5	1-2	3-4	0	3	3	1	6	4	2	0	0	29
13	LACHANCE, Riley	g	4-10	3-8	2-2	0	2	2	2	13	2	1	0	0	24
04	BALDWIN IV, Wade		4-5	0-0	1-2	0	3	3	3	9	3	3	0	1	19
05	FISHER-DAVIS, Matthe		1-7	1-7	2-2	0	2	2	5	3	0	0	0	0	26
10	WATKINS, Nathan		0-0	0-0	0-0	0	1	1	0	0	0	0	0	0	2
14	JOSEPHS, Carter		0-0	0-0	0-0	0	1	1	1	0	0	3	0	0	4
34	MOATS, Shelby		3-4	0-0	0-2	4	4	8	0	6	1	1	0	0	17
40	HENDERSON, Josh		0-3	0-1	2-2	1	4	5	0	2	0	2	0	0	15
	Team					0	0	0							
	Totals		28-56	6-22	21-35	15	38	53	15	83	15	16	9	2	200

FG % 1st Half: 14-30 46.7% 2nd half: 14-26 53.8% Game: 28-56 50.0% Deadball Rebounds 0
3FG % 1st Half: 2-9 22.2% 2nd half: 4-13 30.8% Game: 6-22 27.3%
FT % 1st Half: 3-12 25.0% 2nd half: 18-23 78.3% Game: 21-35 60.0%

Officials: Vladimir Voyard-Tadal, Rusty Phillips, Bart Lenox
Technical fouls: Trevecca-None. Vanderbilt-None.
Attendance: 7381.

Score by periods	1st	2nd	Total
Trevecca	30	26	56
Vanderbilt	33	50	83

Points	In Paint	Off T/O	2nd Chance	Fast Break	Bench
TREVEC	18	10	9	6	27
VU	42	20	20	8	22

Last FG - TREVECCA 2nd-03:14, VU 2nd-02:19.
Largest lead - TREVECCA None, VU by 30 2nd-04:19.
TREVECCA led for 00:00. VU led for 38:50. Game was tied for 01:10.

Score tied - 2 times.
Lead changed - 0 times.

NASHVILLE - Vanderbilt dominated the second half en route to an 83-56 season-opening win over Trevecca Nazarene.

Damian Jones scored a career-high 24 points, while freshman Riley LaChance added 13 and Luke Kornet scored 10 to lead Vanderbilt.

Jones, a preseason All-SEC first-team selection, was 10 of 13 from the field and grabbed 12 rebounds as Vanderbilt (1-0) overwhelmed Trevecca (1-1), which is transitioning to NCAA Division II.

Trevecca managed to keep it close trailing 33-30 at the half, but Vanderbilt opened the second half on a 13-0 run, which included a couple spectacular dunks by Jones.

Three freshmen, including LaChance, started for Vanderbilt, which is in a major rebuilding mode. The team had only seven scholarship players a year ago and must now rely heavily on a rotation of five freshmen.

"There's going to be some inconsistencies with us," said Stallings. "I would like to think, in my more rational moments, that I would know that part of that is having a team as young as our team is."

Jones, a sophomore from Baton Rouge, La., will be asked to lead the Commodores and that's what he did against overmatched Trevecca, which is about a 15 minute drive from Vanderbilt.

Stallings knows that Jones will have be the one that guides his young squad.

"We need him to be a guy that can lead us and his play inspires confidence throughout the rest of our team," Stallings said. "His play today did that. Let's see it happen against guys that look more like him, play more like him, and are more his level of ability."

Jalen Palm led the Trojans with 11 points.

Vanderbilt was able to dominate inside as Trevecca didn't have an answer for Jones or Kornet, who finished with 10 rebounds. The sophomores blocked four shots apiece and altered several others.

Game 2 • Nov. 20, 2014

Lipscomb 62
at Vanderbilt 72

Nashville, Tenn. (Memorial Gym)

Lipscomb 62 • 1-2

##	Player		Total FG-FGA	3-Ptr FG-FGA	FT-FTA	Rebounds Off	Def	Tot	PF	TP	A	TO	Blk	Stl	Min
32	Wishon,Brett	f	2-9	2-7	0-0	1	5	6	1	6	1	2	2	0	35
35	Smith,Martin	f	1-11	1-8	7-8	2	1	3	1	10	3	2	0	0	32
02	Williams,Josh	g	5-9	0-4	2-3	2	3	5	4	12	1	1	1	1	24
10	Denny,Talbott	g	2-3	0-0	0-0	2	1	3	3	4	0	0	1	0	23
22	Hampton,J.C.	g	5-12	2-4	1-2	1	3	4	3	13	1	0	0	1	28
04	Moran,Nathan		2-5	2-5	1-1	0	1	1	1	7	1	1	0	0	11
11	Duvall,Asa		0-0	0-0	0-0	0	0	0	0	0	0	1	0	0	4
14	Lang,Chad		1-1	0-0	1-2	1	3	4	4	3	0	0	1	0	9
20	Johnson,Chad		0-0	0-0	0-0	1	0	1	0	0	0	0	0	0	4
23	Korn,Aaron		0-0	0-0	0-0	0	2	2	0	0	0	0	0	0	5
52	Smith,Malcolm		1-7	0-0	5-10	2	4	6	2	7	0	2	1	2	23
55	Brammeier,George		0-0	0-0	0-0	0	0	0	0	0	0	0	0	0	2
	Team					2	0	2							
	Totals		19-57	7-28	17-26	14	23	37	19	62	7	9	6	4	200

FG % 1st Half: 8-27 29.6% 2nd half: 11-30 36.7% Game: 19-57 33.3% Deadball Rebounds 4
3FG % 1st Half: 4-14 28.6% 2nd half: 3-14 21.4% Game: 7-28 25.0%
FT % 1st Half: 5-9 55.6% 2nd half: 12-17 70.6% Game: 17-26 65.4%

Vanderbilt 72 • 2-0

##	Player		Total FG-FGA	3-Ptr FG-FGA	FT-FTA	Rebounds Off	Def	Tot	PF	TP	A	TO	Blk	Stl	Min
03	KORNET, Luke	f	4-6	3-4	0-0	0	3	3	4	11	0	2	1	0	21
11	ROBERSON, Jeff	f	2-6	1-2	0-0	3	5	8	3	5	2	1	1	0	24
30	JONES, Damian	c	8-15	0-0	5-7	2	4	6	3	21	1	4	2	1	29
00	MITCHELL, Shelton	g	1-4	0-1	2-2	1	3	4	3	4	3	2	0	0	18
13	LACHANCE, Riley	g	3-10	0-2	3-4	0	5	5	1	9	6	1	0	0	33
04	BALDWIN IV, Wade		5-6	1-2	0-1	1	6	7	0	11	5	0	0	3	29
05	FISHER-DAVIS, Matthe		2-7	2-4	0-0	0	1	1	2	6	1	1	1	0	15
10	WATKINS, Nathan		0-0	0-0	0-0	0	0	0	0	0	0	0	0	0	1
14	JOSEPHS, Carter		0-0	0-0	0-2	0	0	0	0	0	0	0	0	0	1
34	MOATS, Shelby		0-0	0-0	0-0	0	0	0	0	0	0	0	0	1	3
35	SIAKAM, James		1-3	0-0	0-0	3	3	6	4	2	1	0	3	0	19
40	HENDERSON, Josh		1-2	0-0	1-2	2	0	2	2	3	0	0	0	0	7
	Team					1	0	1							
	Totals		27-59	7-15	11-18	13	30	43	22	72	19	11	8	5	200

FG % 1st Half: 15-34 44.1% 2nd half: 12-25 48.0% Game: 27-59 45.8% Deadball Rebounds 3
3FG % 1st Half: 4-9 44.4% 2nd half: 3-6 50.0% Game: 7-15 46.7%
FT % 1st Half: 6-7 85.7% 2nd half: 5-11 45.5% Game: 11-18 61.1%

Officials: Anthony Jordan, Brent Hampton, Marc Ellard
Technical fouls: Lipscomb-None. Vanderbilt-None.
Attendance: 8415

Score by periods	1st	2nd	Total
Lipscomb	25	37	62
Vanderbilt	40	32	72

Points	In Paint	Off T/O	2nd Chance	Fast Break	Bench
LIP	18	12	13	3	17
VU	30	9	9	18	22

Last FG - LIP 2nd-00:36, VU 2nd-01:18.
Largest lead - LIP by 2 1st-17:52, VU by 16 2nd-01:17.
LIP led for 00:26. VU led for 38:40. Game was tied for 00:15.

Score tied - 0 times.
Lead changed - 2 times.

NASHVILLE - Damian Jones started strong and finished strong - just what Vanderbilt needed.

The 6-foot-10 center scored 21 points and had six rebounds, leading the Commodores to a 72-62 win over Lipscomb.

"We better have that card to play or we're going to have some trouble on nights," Vanderbilt coach Kevin Stallings said. "We were able to get him the ball and he made some nice moves. He made a nice jump shot out there on the perimeter, which he's worked hard on and been excited to break out."

Stallings has high hopes for Jones, a preseason All-Southeastern Conference selection.

"He's really tough and he's proven that at the highest level," Lipscomb coach Casey Alexander said. "You just can't let him inch his way closer to the rim. He's going to catch it and they do a lot of good stuff to get him the ball at the optimal spot."

Jones hit 8 of 15 from the floor and 5 of 7 from the foul line.

"We have a lot of plays set up to get the ball to me in the post," Jones said. "It keeps me going, it keeps my energy high always getting me the ball."

Luke Kornet and Wade Baldwin IV added 11 points each for the Commodores.

Lipscomb (1-2) narrowed the deficit to 52-49 on Martin Smith's foul shot with 10:08 left, but Vanderbilt's Jeff Roberson and Baldwin answered with back-to-back 3-pointers to ignite a 13-2 run as the Commodores pulled away.

Lipscomb's Josh Williams was held to 12 points, 10.5 below his average.

J.C. Hampton led Lipscomb with 13 points.

The Commodores (2-0) started three freshmen and two sophomores against the Bisons, members of the Atlantic Sun Conference.

Vanderbilt dominated inside, outscoring Lipscomb 30-18 in the paint.

Vanderbilt took charge quickly with a 16-1 run that gave the Commodores a 19-6 lead as Lipscomb went over 7 minutes without a field goal.

Vanderbilt's James Siakam had six rebounds and two points after missing the season-opening win over Trevecca to attend his father's funeral in Cameroon.

Lipscomb shot just 33.3 percent from the floor.

Game 3 • Nov. 23, 2014

Tennessee State 46
at Vanderbilt 78

Nashville, Tenn. (Memorial Gym)

Tennessee State 46 • 2-2

##	Player		Total FG-FGA	3-Ptr FG-FGA	FT-FTA	Rebounds Off	Def	Tot	PF	TP	A	TO	Blk	Stl	Min
00	Lee, Zachary	f	1-3	0-0	0-0	0	0	0	5	2	1	2	0	1	25
11	Loman, Demontez	f	3-8	0-0	1-4	3	1	4	4	7	0	2	0	2	24
04	Richards, Xavier	g	3-7	0-0	1-3	4	2	6	2	7	0	4	0	0	22
10	Tucker, Charles	g	2-6	0-2	5-6	0	1	1	1	9	4	1	0	1	37
14	Reddick, Darreon	g	3-9	0-1	1-2	0	2	2	2	7	0	2	0	1	37
02	Roper, Marcus		2-10	1-7	0-2	0	2	2	1	5	1	1	0	1	20
08	Harris, Jay		1-3	1-2	1-2	0	1	1	1	4	0	0	0	0	13
23	Crockett, Christian		2-6	0-0	1-4	1	3	4	1	5	0	0	0	1	22
	Team					2	1	3				1			
	Totals		17-52	2-12	10-23	10	13	23	17	46	6	13	0	7	200

FG % 1st Half: 10-29 34.5% 2nd half: 7-23 30.4% Game: 17-52 32.7% Deadball Rebounds 6,1
3FG % 1st Half: 0-6 0.0% 2nd half: 2-6 33.3% Game: 2-12 16.7%
FT % 1st Half: 0-2 0.0% 2nd half: 10-21 47.6% Game: 10-23 43.5%

Vanderbilt 78 • 3-0

##	Player		Total FG-FGA	3-Ptr FG-FGA	FT-FTA	Rebounds Off	Def	Tot	PF	TP	A	TO	Blk	Stl	Min
03	KORNET, Luke	f	10-11	3-4	1-1	3	4	7	1	24	1	1	2	0	25
11	ROBERSON, Jeff	f	1-2	0-1	1-2	0	1	1	4	3	3	2	1	1	15
30	JONES, Damian	c	4-4	0-0	5-6	1	7	8	2	13	0	1	2	0	25
00	MITCHELL, Shelton	g	3-5	1-2	0-0	0	3	3	0	7	7	3	1	0	33
13	LACHANCE, Riley	g	5-11	2-5	1-2	0	4	4	0	13	0	1	0	0	27
04	BALDWIN IV, Wade		2-4	2-2	2-2	0	5	5	2	8	10	2	0	0	27
05	FISHER-DAVIS, Matthe		1-4	1-4	0-0	0	2	2	1	3	3	0	0	1	15
10	WATKINS, Nathan		0-0	0-0	0-0	0	0	0	1	0	0	0	0	0	2
14	JOSEPHS, Carter		0-0	0-0	0-0	0	0	0	0	0	0	0	0	0	2
34	MOATS, Shelby		1-3	0-1	1-1	0	0	0	4	3	0	3	0	0	12
35	SIAKAM, James		0-1	0-0	1-2	1	1	2	1	1	0	2	0	0	9
40	HENDERSON, Josh		1-1	0-0	1-2	1	5	6	1	3	0	1	0	0	8
	Team					1	1	2				1			
	Totals		28-46	9-19	13-18	7	33	40	17	78	24	17	6	2	200

FG % 1st Half: 12-22 54.5% 2nd half: 16-24 66.7% Game: 28-46 60.9% Deadball Rebounds 2
3FG % 1st Half: 4-10 40.0% 2nd half: 5-9 55.6% Game: 9-19 47.4%
FT % 1st Half: 10-14 71.4% 2nd half: 3-4 75.0% Game: 13-18 72.2%

Officials: Olandis Poole, Lamar Simpson, Tim Gattis
Technical fouls: Tennessee State-None. Vanderbilt-None.
Attendance: 7446

Score by periods	1st	2nd	Total
Tennessee State	20	26	46
Vanderbilt	38	40	78

Points	In Paint	Off T/O	2nd Chance	Fast Break	Bench
TSUMBB	22	19	3	8	14
VU	32	16	9	8	38

Last FG - TSUMBB 2nd-01:50, VU 2nd-00:40.
Largest lead - TSUMBB None, VU by 27 2nd-03:37.
TSUMBB led for 00:00. VU led for 39:30. Game was tied for 00:21.

Score tied - 0 times.
Lead changed - 0 times.

NASHVILLE - Damian Jones was Vanderbilt's most dangerous offensive weapon in the Commodores' first two games, but a new force appeared vs. Tennessee State.

Luke Kornet made his first nine shots from the floor en route to a career-high 24-point night, leading Vanderbilt to a 78-46 win over Tennessee State in the first round of the Barclays Center Classic.

The 7-foot forward didn't miss a shot until he bounced a 3-pointer off the front of the rim with 12:45 left.

He tied a Memorial Gym record for highest field goal percentage, 90.9, by hitting shot 10 of 11, including three 3-pointers. Jeff Taylor also hit 10 of 11 against TSU on Dec. 19, 2009.

"Once you just see the ball go in a couple of times, you'll start feeling a little bit of a rhythm to it and that's what happened tonight," Kornet said. "Once I stepped out and shot the first 3, I had a really good feeling that it was going to go in."

With Kornet playing so well, the Commodores (3-0) didn't need much from Damian Jones, who entered the game as the Southeastern Conference's leading scorer at 22.5 points per game. The 6-10 sophomore scored 13 points after scoring 20-plus in his first two games.

"They were in zone a lot in the first half and we put our two big guys down low," Commodores coach Kevin Stallings said. "Damian probably got Luke some shots just by his mere presence because I'm sure the defense kind of shades over to him."

Kornet was perfect in the first half, making all six of his shots from the floor and his only foul shot for 14 points.

Many fans in the crowd of 7,446 yelled "Luuuke" when he drained a 3-pointer from the corner to give the Commodores a 38-20 lead with 3 seconds left in the first half.

Kornet's first three baskets were dunks. His father, Frank, played at Vanderbilt from 1986-89.

Kornet powered Vanderbilt to a 15-6 lead in the early going.

Kornet also had seven rebounds and two blocked shots. He has made 14 of his last 17 shots, including Thursday's win over Lipscomb. Jones had eight rebounds and two blocks.

Riley LaChance also scored 13 for the Commodores.

No one from the Tigers (2-2) scored in double figures as they shot 32.7 percent from the floor. Vanderbilt hit 60.9 percent from the floor.

TSU narrowed the deficit to 26-20 before the Commodores closed the first half with a 12-0 run. They extended it to 15-0 when Jones converted a three-point play early in the second half.

Wade Baldwin IV led the Commodores with 10 assists and Shelton Mitchell added seven.

Game 4 • Nov. 25, 2014

Norfolk State 53
at Vanderbilt 63

Nashville, Tenn. (Memorial Gym)

Norfolk State 53 • 2-3

##	Player		Total FG-FGA	3-Ptr FG-FGA	FT-FTA	Rebounds Off	Def	Tot	PF	TP	A	TO	Blk	Stl	Min
11	THOMAS,Malik	f	5-12	2-7	1-2	1	2	3	4	13	1	2	0	0	22
32	VINOGRADOVAS,Pauliu	f	0-0	0-0	0-0	1	1	2	3	0	0	0	0	0	8
03	FUENTES,Jamel	g	1-4	0-1	2-2	0	4	4	2	4	1	2	0	0	24
04	TAYLOR,D'Shon	g	5-12	0-3	9-11	5	6	11	3	19	1	1	0	0	34
10	SHORT,Jeff	g	2-11	1-5	0-0	0	5	5	1	5	0	2	0	2	33
00	LILA-ST. ROSE,Kievyn		0-1	0-1	0-0	0	0	0	0	0	0	1	0	0	2
02	ROBINSON,Zaynah		1-4	0-1	1-2	0	2	2	0	3	1	0	0	1	19
23	GRAY,Malik		0-1	0-1	0-0	0	2	2	2	0	0	1	0	0	7
33	SUN,Hefeng		0-1	0-0	0-0	0	0	0	0	0	0	1	0	0	7
35	GASTON,RaShid		2-4	0-0	1-2	1	2	3	3	5	1	0	2	0	17
45	BUTLER,Jordan		1-3	0-0	0-0	1	3	4	1	2	2	0	1	0	17
50	RUSSELL,LaTre'e		1-3	0-0	0-0	1	0	1	2	2	0	1	0	0	10
	Team					4	1	5							
	Totals		18-56	3-19	14-19	14	28	42	21	53	7	11	3	3	200

FG % 1st Half: 8-24 33.3% 2nd half: 10-32 31.3% Game: 18-56 32.1%
3FG % 1st Half: 2-8 25.0% 2nd half: 1-11 9.1% Game: 3-19 15.8%
FT % 1st Half: 5-6 83.3% 2nd half: 9-13 69.2% Game: 14-19 73.7%

Deadball Rebounds 3

Vanderbilt 63 • 4-0

##	Player		Total FG-FGA	3-Ptr FG-FGA	FT-FTA	Rebounds Off	Def	Tot	PF	TP	A	TO	Blk	Stl	Min
03	KORNET, Luke	f	2-7	1-5	0-0	0	1	1	3	5	0	1	0	0	10
11	ROBERSON, Jeff	f	0-1	0-1	0-0	1	1	2	2	0	1	2	0	0	11
30	JONES, Damian	c	3-6	0-1	0-1	0	7	7	3	6	2	3	3	1	29
00	MITCHELL, Shelton	g	1-4	0-0	1-3	1	2	3	1	3	6	1	0	0	26
13	LACHANCE, Riley	g	4-8	3-6	1-2	0	1	1	2	12	2	1	0	0	36
04	BALDWIN IV, Wade		3-7	3-5	4-4	0	6	6	1	13	6	1	0	2	26
05	FISHER-DAVIS, Matthe		4-8	2-4	1-2	0	3	3	2	11	1	0	0	1	22
34	MOATS, Shelby		0-0	0-0	0-0	0	0	0	0	0	0	0	0	0	3
35	SIAKAM, James		4-8	0-0	3-6	4	3	7	2	11	0	0	1	1	30
40	HENDERSON, Josh		1-1	0-0	0-0	0	0	0	3	2	1	0	0	0	7
	Team					2	2	4							
	Totals		22-50	9-22	10-18	8	26	34	19	63	19	9	4	5	200

FG % 1st Half: 12-19 63.2% 2nd half: 10-31 32.3% Game: 22-50 44.0%
3FG % 1st Half: 6-10 60.0% 2nd half: 3-12 25.0% Game: 9-22 40.9%
FT % 1st Half: 8-13 61.5% 2nd half: 2-5 40.0% Game: 10-18 55.6%

Deadball Rebounds 0

Officials: Mike Nance, Todd Austin, Rick Hartzell
Technical fouls: Norfolk State-None. Vanderbilt-None.
Attendance: 7504

Score by periods	1st	2nd	Total
Norfolk State	23	30	**53**
Vanderbilt	38	25	**63**

Points	In Paint	Off T/O	2nd Chance	Fast Break	Bench
NSUM	28	14	14	4	12
VU	21	8	6	8	37

Last FG - NSUM 2nd-00:02, VU 2nd-00:15.
Largest lead - NSUM by 4 1st-17:47, VU by 18 2nd-17:38.
NSUM led for 05:20. VU led for 33:30. Game was tied for 01:09.

Score tied - 1 time.
Lead changed - 3 times.

NASHVILLE - On a night when Vanderbilt reached a 3-point milestone, the long-range shot played an important role in keeping the Commodores undefeated.

Vanderbilt made nine 3-pointers in a 63-53 win over Norfolk State in the preliminary round of the Barclays Center Classic.

The Commodores have made at least one 3-pointer in 900 consecutive games, dating back to the inception of the shot in 1986.

UNLV and Princeton are the only other college teams to make a 3-pointer in every game since the shot was implemented.

Freshmen guards Riley LaChance and Wade Baldwin IV led Vanderbilt with three 3-pointers apiece. Baldwin led four Commodores in double figures with 13 points.

LaChance added 12 and Matthew Fisher-Davis and James Siakam 11 each.

Vanderbilt is off to a 4-0 start for the first time since 2007 when it opened with 16 straight wins.

The Commodores, one of the top shooting teams in the Southeastern Conference, hit 44 percent. They cooled off in the second half after hitting 63.2 percent in the first 20 minutes.

Norfolk State (2-3), a Mid-Eastern Athletic Conference member, struggled offensively, hitting 32.1 from the floor. Jeff Short was held to five points, 12.3 below his average, as he hit 2 of 11 from the floor.

D'Shon Taylor led the Spartans with 19 points and Malik Thomas added 13.

Vanderbilt's Damian Jones, who entered the game as the Southeastern Conference's second-leading scorer at 19.3 points per game, scored six points. Teammate Luke Kornet, who scored a career-high 24 points in Sunday's win over Tennessee State, had a quiet night with five points.

Norfolk State jumped out to an 11-8 lead before Vanderbilt answered with a 12-0 run to take a 20-11 advantage.

It was the Commodores' first game against a team outside of Nashville after opening up at home against Trevecca, Lipscomb and Tennessee State.

Game 5 • Nov. 28, 2014

Vanderbilt 65
vs. Rutgers 68

Brooklyn, N.Y. (Barclays Center)

Vanderbilt 65 • 4-1

##	Player		Total FG-FGA	3-Ptr FG-FGA	FT-FTA	Rebounds Off	Def	Tot	PF	TP	A	TO	Blk	Stl	Min
03	KORNET, Luke	f	5-7	4-5	0-0	1	2	3	4	14	1	2	0	0	30
11	ROBERSON, Jeff	f	0-1	0-1	0-0	0	2	2	1	0	1	1	0	0	10
30	JONES, Damian	c	7-10	1-1	8-12	4	2	6	3	23	2	1	1	0	28
00	MITCHELL, Shelton	g	1-5	0-1	1-1	0	2	2	1	3	2	2	0	0	21
13	LACHANCE, Riley	g	3-7	1-3	0-0	0	3	3	0	7	3	1	0	1	37
04	BALDWIN IV, Wade		1-4	1-2	0-0	0	5	5	5	3	9	2	0	2	26
05	FISHER-DAVIS, Matthe		2-8	1-4	0-0	1	1	2	2	5	0	1	0	0	26
34	MOATS, Shelby		0-0	0-0	0-0	0	0	0	0	0	0	0	0	0	0+
35	SIAKAM, James		5-8	0-0	0-1	4	2	6	2	10	1	4	1	0	20
40	HENDERSON, Josh		0-0	0-0	0-0	0	0	0	0	0	0	0	0	0	2
	Team					0	3	3							
	Totals		24-50	8-17	9-14	10	22	32	18	65	19	14	2	3	200

FG % 1st Half: 12-24 50.0% 2nd half: 12-26 46.2% Game: 24-50 48.0%
3FG % 1st Half: 3-7 42.9% 2nd half: 5-10 50.0% Game: 8-17 47.1%
FT % 1st Half: 4-8 50.0% 2nd half: 5-6 83.3% Game: 9-14 64.3%

Deadball Rebounds 1

Rutgers 68 • 3-2

##	Player		Total FG-FGA	3-Ptr FG-FGA	FT-FTA	Rebounds Off	Def	Tot	PF	TP	A	TO	Blk	Stl	Min
10	ETOU, Junior	f	4-11	0-5	2-3	2	3	5	3	10	0	0	0	0	27
11	JACK, Kadeem	f	8-23	0-3	4-6	6	2	8	3	20	1	4	0	1	40
35	LEWIS, Greg	c	2-2	0-0	2-2	5	2	7	4	6	2	1	1	0	31
02	DANIELS, Bishop	g	0-0	0-0	0-0	0	0	0	1	0	0	0	0	0	2
04	MACK, Myles	g	6-11	4-7	5-6	1	5	6	1	21	8	1	0	5	40
03	OKORO, Kerwin		0-0	0-0	0-0	0	0	0	0	0	0	0	0	0	6
05	WILLIAMS, Mike		4-10	3-7	0-0	0	2	2	2	11	2	2	0	1	35
22	FOREMAN, D.J.		0-2	0-1	0-2	0	2	2	0	0	0	0	0	0	14
33	BATIE, Khalil		0-0	0-0	0-0	0	0	0	0	0	0	0	0	0	1
40	DOORSON, Shaquille		0-2	0-0	0-0	2	1	3	2	0	0	0	0	0	4
	Team					2	3	5							
	Totals		24-61	7-23	13-19	18	20	38	16	68	13	8	1	7	200

FG % 1st Half: 11-30 36.7% 2nd half: 13-31 41.9% Game: 24-61 39.3%
3FG % 1st Half: 5-11 45.5% 2nd half: 2-12 16.7% Game: 7-23 30.4%
FT % 1st Half: 4-7 57.1% 2nd half: 9-12 75.0% Game: 13-19 68.4%

Deadball Rebounds 3

Officials: Joe DeRosa, Rick Crawford, Jose Carrion
Technical fouls: Vanderbilt-None. Rutgers-None.
Attendance:
Barclays Center Classic Presented by Continental Tire

Score by periods	1st	2nd	Total
Vanderbilt	31	34	**65**
Rutgers	31	37	**68**

BROOKLYN, N.Y. - Myles Mack had a severe toothache. Kadeem Jack was recuperating from a sprained right thumb.

The prescription, according to Rutgers Eddie Jordan, was a win.

Mack scored 10 of his 21 points in the second half, and Jack added 20 points and eight rebounds to lead Rutgers to a 68-65 win over Vanderbilt in the first semifinal of the Barclays Center Classic.

"Both of these guys are battling some physical issues," Jordan said. "Myles had a serious toothache all day today, probably still has it. We had to rush him to the dentist and Kadeem is still recovering from his thumb and his conditioning. So what they did today was remarkable."

Mike Williams and Junior Etou had 11 and 10 for the Scarlet Knights (3-2), who bounced back from a 68-50 loss to St. Peter's Tuesday night.

Vanderbilt (4-1) lost for the first time in the 2014-15 campaign. Damian Jones led the Commodores with 23 points. Luke Kornet had 14 points and James Siakam added 10.

The Commodores had three chances to win late in regulation, but Shelton Mitchell missed a driving layup and Siakam couldn't convert the putback. Following an inbounds, Mitchell had the ball stolen by Mack, who was fouled by Matthew Fisher-Davis. Mack made one of two free throws, and Rutgers knocked away the inbounds pass to seal the win.

"We talked about several things we did not accomplish," Stallings said. "We came out of timeouts on four occasions where we made a call and messed it up. That shouldn't be the case. We didn't play well enough to win.

"That is my biggest source of disappointment."

The first ever matchup between the SEC and Big 10 programs was an evenly contested affair throughout, with the biggest advantage for either team being Rutgers' 29-18 lead in the first half. Vanderbilt's 13-2 run in the final 6:12 of the first half forced a 31-31 tie at halftime. Jones and Siakam combined for 11 of the Commodores' 13 points in the surge.

Vanderbilt took a 55-52 lead on Kornet's left-side 3 with 7:49 left in regulation. The basket was the culmination of an 8-0 run.

Game 6 • Nov. 29, 2014

LaSalle 55
vs. Vanderbilt 68

Brooklyn, N.Y. (Barclays Center)

La Salle 55 • 4-2

##	Player		Total FG-FGA	3-Ptr FG-FGA	FT-FTA	Rebounds Off	Def	Tot	PF	TP	A	TO	Blk	Stl	Min
01	PETERSON, D.J.	f	0-2	0-2	0-0	3	3	6	0	0	4	0	0	0	33
25	WRIGHT, Jerrell	f	8-14	0-0	3-5	1	3	4	5	19	0	2	0	1	29
00	ZACK, Steve	c	5-8	0-0	1-1	1	5	6	3	11	3	3	0	1	37
21	PRICE, Jordan	g	3-10	1-4	2-2	0	1	1	4	9	2	3	0	1	34
23	LEWIS, Khalid	g	1-8	0-3	0-0	1	0	1	1	2	2	1	0	0	25
02	STUKES, Amar		1-3	0-0	0-0	0	0	0	1	2	0	0	0	0	17
03	ROBERTS, Cleon		1-2	1-2	0-0	2	0	2	2	3	0	0	0	0	9
05	WASHINGTON, Tony		0-0	0-0	0-0	0	0	0	0	0	0	0	0	0	2
10	SHULER, Johnnie		3-4	2-3	1-3	2	2	4	3	9	0	1	0	0	14
	Team					0	2	2							
	Totals		22-51	4-14	7-11	10	16	26	19	55	11	10	0	3	200

FG % 1st Half: 8-26 30.8% 2nd half: 14-25 56.0% Game: 22-51 43.1%
3FG % 1st Half: 2-6 33.3% 2nd half: 2-8 25.0% Game: 4-14 28.6%
FT % 1st Half: 2-2 100.0 2nd half: 5-9 55.6% Game: 7-11 63.6%

Deadball Rebounds 0

Vanderbilt 68 • 5-1

##	Player		Total FG-FGA	3-Ptr FG-FGA	FT-FTA	Rebounds Off	Def	Tot	PF	TP	A	TO	Blk	Stl	Min
03	KORNET, Luke	f	4-6	2-3	0-0	1	1	2	0	10	0	1	0	0	17
11	ROBERSON, Jeff	f	2-5	0-0	3-4	1	6	7	2	7	2	1	0	0	35
30	JONES, Damian	c	6-12	0-1	4-5	3	4	7	3	16	1	0	0	1	30
04	BALDWIN IV, Wade	g	2-5	0-1	5-6	0	4	4	2	9	4	2	0	2	35
13	LACHANCE, Riley	g	6-10	2-6	0-0	1	1	2	0	14	3	0	0	1	33
00	MITCHELL, Shelton		1-4	0-0	0-0	0	1	1	1	2	4	2	0	0	17
35	SIAKAM, James		5-6	0-0	0-1	0	6	6	5	10	0	0	0	1	26
40	HENDERSON, Josh		0-0	0-0	0-0	1	0	1	0	0	0	0	0	0	7
	Team					1	0	1				1			
	Totals		26-48	4-11	12-16	8	23	31	13	68	14	7	0	5	200

FG % 1st Half: 12-24 50.0% 2nd half: 14-24 58.3% Game: 26-48 54.2%
3FG % 1st Half: 0-4 0.0% 2nd half: 4-7 57.1% Game: 4-11 36.4%
FT % 1st Half: 6-7 85.7% 2nd half: 6-9 66.7% Game: 12-16 75.0%

Deadball Rebounds 2

Officials: Joe DeRosa, Rick Crawford, Jose Carrion
Technical fouls: La Salle-None. Vanderbilt-None.
Attendance:
Barclays Center Classic Presented by Continental Tire
Consolation Game

Score by periods	1st	2nd	Total
La Salle	20	35	**55**
Vanderbilt	30	38	**68**

BROOKLYN, N.Y. - To hear Kevin Stallings tell it, Damian Jones may be Vanderbilt's most indispensable player.

La Salle may agree with his viewpoint.

Jones' 16 points led four players in double-figure as Vanderbilt topped La Salle 68-55 in the consolation game of the Barclays Center Classic.

"Damian was pretty effective," Stallings said. "I thought he was very, very effective especially early on when we were able to take control of the game. He's getting better and better. The better he gets, of course the better it will be for our team."

Riley LaChance had 14, and Luke Kornet and James Siakam added 10 apiece as Vanderbilt improved to 5-1.

La Salle's Jarrell Wright led all scorers with 19 points, but the Explorers fell to 4-2 with their second loss in as many games. Steve Zack added 11 points.

"We need to get better," La Salle coach Dr. John Giannini said. "We came here to be tested and frankly we failed our test this weekend."

Vanderbilt turned its 30-20 halftime lead into a 17-point advantage (45-28) after Kornet's left-wing 3 4:14 into the second half. La Salle wouldn't get closer than 12 the rest of the way despite shooting 43.1 percent from the field.

Among the primary reasons was the Commodores proficiency from the foul line. Vanderbilt made six-of-nine from the stripe in the second half, including making five in the final 3:36. The Commodores finished 12-of-16 from the line

Wade Baldwin IV made five-of-six from the line for Vanderbilt. Jones was four-for-five, while Jeff Roberson was three-for-four.

By comparison, La Salle was only 7-for-11 from the line.

Vanderbilt also took care of the ball, committing just seven turnovers while recording 14 assists on 26 baskets. Baldwin and Shelton Mitchell tied La Salle's D.J. Peterson with a game-high four assists.

But La Salle committed 10 turnovers against 11 assists.

Game 7 • Dec. 4, 2014

Baylor 66
at Vanderbilt 63

Nashville, Tenn. (Memorial Gym)

Baylor 66 • 7-1

##	Player		Total FG-FGA	3-Ptr FG-FGA	FT-FTA	Rebounds Off	Def	Tot	PF	TP	A	TO	Blk	Stl	Min
00	O'Neale, Royce	f	9-11	4-5	0-0	0	4	4	2	22	3	1	0	1	33
02	Gathers, Rico	f	1-5	0-0	2-2	2	4	6	4	4	0	1	1	0	31
21	Prince, Taurean	f	6-10	3-3	4-6	4	1	5	3	19	4	2	1	2	32
35	Motley, Johnathan	f	0-5	0-1	0-0	2	0	2	5	0	1	2	1	0	14
11	Medford, Lester	g	3-9	0-3	1-4	2	4	6	2	7	7	1	0	3	35
24	Wainright, Ishmail		0-1	0-0	0-0	2	2	4	1	0	0	2	0	0	16
25	Freeman, Al		2-6	2-5	1-2	0	2	2	1	7	0	3	0	0	20
33	Mills, Austin		2-2	1-1	0-0	2	0	0	0	5	0	1	0	0	7
45	Deng, Deng		1-4	0-0	0-0	0	2	2	2	2	0	1	0	1	12
	Team					1	1	2							
	Totals		24-53	10-18	8-14	13	20	33	20	66	15	14	3	7	200

FG % 1st Half: 13-30 43.3% 2nd half: 11-23 47.8% Game: 24-53 45.3%
3FG % 1st Half: 6-12 50.0% 2nd half: 4-6 66.7% Game: 10-18 55.6%
FT % 1st Half: 2-3 66.7% 2nd half: 6-11 54.5% Game: 8-14 57.1%

Deadball Rebounds 1

Vanderbilt 63 • 5-2

##	Player		Total FG-FGA	3-Ptr FG-FGA	FT-FTA	Rebounds Off	Def	Tot	PF	TP	A	TO	Blk	Stl	Min
03	KORNET, Luke	f	4-7	2-3	3-4	2	6	8	2	13	1	1	3	1	32
11	ROBERSON, Jeff	f	0-1	0-1	2-2	1	2	3	2	2	2	4	0	0	22
30	JONES, Damian	c	6-12	0-0	9-9	4	5	9	4	21	0	2	0	1	27
04	BALDWIN IV, Wade	g	4-7	1-4	0-0	0	3	3	3	9	2	3	1	1	32
13	LACHANCE, Riley	g	1-7	0-6	0-0	0	0	0	0	2	3	1	1	0	32
00	MITCHELL, Shelton		1-7	0-2	2-5	0	1	1	2	4	3	2	0	1	23
05	FISHER-DAVIS, Matthe		0-1	0-1	0-0	0	1	1	2	0	0	0	0	1	11
35	SIAKAM, James		5-6	0-0	2-3	2	2	4	2	12	0	1	1	3	21
	Team					1	0	1							
	Totals		21-48	3-17	18-23	10	20	30	17	63	11	14	6	8	200

FG % 1st Half: 9-24 37.5% 2nd half: 12-24 50.0% Game: 21-48 43.8%
3FG % 1st Half: 2-10 20.0% 2nd half: 1-7 14.3% Game: 3-17 17.6%
FT % 1st Half: 5-8 62.5% 2nd half: 13-15 86.7% Game: 18-23 78.3%

Deadball Rebounds 2,1

Officials: Ron Groover, Darron George, Don Daily
Technical fouls: Baylor-None. Vanderbilt-None.
Attendance: 7740
SEC/Big 12 Challenge

Score by periods	1st	2nd	Total
Baylor	34	32	**66**
Vanderbilt	25	38	**63**

NASHVILLE - Baylor's 3-point shooters were too much for Vanderbilt.

The Bears made 10 of 18 shots from beyond the 3-point arc, leading Baylor to a 66-63 win over Vanderbilt in the Big 12/SEC Challenge at Memorial Gym.

Baylor forward Royce O'Neale scored 22 points and Taurean Prince added 19. O'Neale made four 3-pointers and Prince added three.

O'Neale, a 6-foot-6 forward, made 9 of 11 from the floor, including 4 of 5 from beyond the 3-point stripe.

Baylor (7-1) recorded its second road win over an SEC opponent, including a victory at South Carolina two weeks ago.

Vanderbilt's Damian Jones made two free throws to narrow the deficit to 65-63 with 15 seconds left.

Baylor's Lester Medford hit 1 of 2 free throws to increase the Bears' lead to 66-63 with 14.4 seconds left.

Vanderbilt's Riley LaChance missed a 3-pointer from the top of the key with 1 second left as the ball bounced off the glass.

James Siakam's layup narrowed Baylor's lead to 61-59 with 1:41 left, but he couldn't convert the three-point play after missing a foul shot.

Jones, who entered the game as the Southeastern Conference's fourth-leading scorer, led Vanderbilt with 21 points. Luke Kornet, a 7-foot sophomore forward, added 13.

Vanderbilt made a 15-8 run in the second half to narrow Baylor's lead to 51-50.

A put-back by Siakam gave Vanderbilt its first lead, 54-53, since early in the game, prompting Baylor coach Scott Drew to call a timeout with 6:10 left.

Prince hit two free throws to put Baylor back on top, 55-54, with 5:22 left.

Vanderbilt cut the deficit to 48-46 with 9:33 left, but Al Freeman hit a 3-pointer to put Baylor up by five.

Baylor broke a 12-all tie with an 8-0 run to take control in the first half, and the Bears stretched their advantage to 34-25 by halftime.

Prince led the way in the early going with 13 points in the first half and O'Neale added 12.

Baylor hit 6 of its first 12 shots from beyond the 3-point arc.

Game 8 • Dec. 13, 2014

Purdue 71
at Vanderbilt 81

Nashville, Tenn. (Memorial Gym)

Purdue 71 • 8-3

##	Player		Total FG-FGA	3-Ptr FG-FGA	FT-FTA	Rebounds Off	Def	Tot	PF	TP	A	TO	Blk	Stl	Min
12	Edwards, Vince	f	4-6	1-2	0-0	2	1	3	4	9	1	2	0	0	27
44	Haas, Isaac	c	5-8	0-0	3-8	4	3	7	2	13	0	1	2	1	20
00	Octeus, Jon	g	1-5	1-2	1-2	2	1	3	5	4	1	1	0	0	21
31	Mathias, Dakota	g	0-1	0-0	0-0	0	0	0	3	0	1	1	0	0	14
35	Davis, Rapheal	g	7-9	0-0	1-1	1	2	3	0	15	1	1	0	3	33
01	Scott, Bryson		4-9	0-1	2-2	1	1	2	2	10	2	1	1	1	19
03	Thompson, P.J.		0-1	0-1	0-0	0	0	0	2	0	0	0	0	0	11
05	Smotherman, Basil		2-3	0-0	0-0	0	1	1	1	4	0	0	0	0	11
20	Hammons, A.J.		1-5	0-0	3-4	2	3	5	2	5	0	2	3	0	20
21	Stephens, Kendall		2-8	1-5	6-6	0	3	3	2	11	1	2	0	1	24
	Team					1	1	2							
	Totals		26-55	3-11	16-23	13	16	29	23	71	7	12	5	5	200

FG % 1st Half: 12-25 48.0% 2nd half: 14-30 46.7% Game: 26-55 47.3%
3FG % 1st Half: 2-6 33.3% 2nd half: 1-5 20.0% Game: 3-11 27.3%
FT % 1st Half: 6-7 85.7% 2nd half: 10-16 62.5% Game: 16-23 69.6%

Deadball Rebounds 5

Vanderbilt 81 • 6-2

##	Player		Total FG-FGA	3-Ptr FG-FGA	FT-FTA	Rebounds Off	Def	Tot	PF	TP	A	TO	Blk	Stl	Min
03	KORNET, Luke	f	0-0	0-0	0-0	0	2	2	4	0	0	0	2	0	23
11	ROBERSON, Jeff	f	2-3	2-2	0-0	0	3	3	4	6	1	0	0	0	22
30	JONES, Damian	c	6-14	0-1	3-5	2	3	5	3	15	0	5	2	1	31
04	BALDWIN IV, Wade	g	1-3	1-2	0-0	0	3	3	2	3	6	1	0	1	26
13	LACHANCE, Riley	g	9-13	3-4	5-5	0	1	1	0	26	2	1	0	0	34
00	MITCHELL, Shelton		2-4	0-1	3-6	0	1	1	1	7	6	1	0	0	20
05	FISHER-DAVIS, Matthe		3-4	3-4	0-0	1	2	3	1	9	1	1	0	0	18
10	WATKINS, Nathan		0-0	0-0	0-0	0	0	0	0	0	0	0	0	0	0+
12	MCGLOIN, Philip		0-0	0-0	0-0	0	0	0	0	0	0	0	0	0	0+
35	SIAKAM, James		4-5	0-0	4-5	3	2	5	2	12	1	3	0	1	18
40	HENDERSON, Josh		1-2	0-0	1-2	0	0	0	4	3	0	0	0	1	8
	Team					1	1	2				2			
	Totals		28-48	9-14	16-23	7	18	25	21	81	17	14	4	4	200

FG % 1st Half: 17-27 63.0% 2nd half: 11-21 52.4% Game: 28-48 58.3%
3FG % 1st Half: 4-6 66.7% 2nd half: 5-8 62.5% Game: 9-14 64.3%
FT % 1st Half: 5-6 83.3% 2nd half: 11-17 64.7% Game: 16-23 69.6%

Deadball Rebounds 4

Officials: Ted Valentine, Gerry Pollard, Jim Burr
Technical fouls: Purdue-None. Vanderbilt-None.
Attendance: 9565

Score by periods	1st	2nd	Total
Purdue	32	39	**71**
Vanderbilt	43	38	**81**

Points	In Paint	Off T/O	2nd Chance	Fast Break	Bench
PURDUE	36	21	13	13	30
VU	24	14	12	6	31

Last FG - PURDUE 2nd-00:11, VU 2nd-06:06.
Largest lead - PURDUE by 1 1st-15:29, VU by 22 2nd-12:31.
PURDUE led for 01:09. VU led for 37:21. Game was tied for 01:22.

Score tied - 1 time.
Lead changed - 6 times.

NASHVILLE - Riley LaChance looks like an ordinary freshman, but there was nothing ordinary about the way he played vs. Purdue.

The 6-foot-2 guard scored a career-high 26 points, leading Vanderbilt to an 81-71 win over Purdue at Memorial Gym.

"He's a little bit of an unlikely looking guy, but he's got some dirty in him - a good dirty and some nasty," Commodores coach Kevin Stallings said. "I like Riley. He just kind of has a knack and he doesn't have much fear. He's a fearless kid that really believes in himself."

LaChance hit 9 of 13 from the floor, including three 3-pointers, and all five of his foul shots. His last 3-pointer came from 37 feet to give Vanderbilt a 72-58 lead as Purdue was mounting a comeback.

It was the most points by a Vanderbilt freshman since A.J. Ogilvy scored 27 against Auburn in 2008.

Vanderbilt (6-2) ended a four-game losing streak against the Big Ten, earning its first win since an NIT victory over Indiana in 2005.

It was Vanderbilt's first game in nine days after taking time off for final exams.

Vanderbilt's Damian Jones added 15 points and James Siakam had 12.

It was the first road game for the Boilermakers (8-3), who are 6-1 at home and 2-1 on neutral courts.

Purdue is 6-16 on the road during the last two seasons, including losses in its last seven away games last year.

It was the first meeting between the schools since Vanderbilt beat Purdue in 1965.

Rapheal Davis led four Boilermakers in double figures with 15 points. Isaac Haas added 13, Kendall Stephens had 11 and Bryson Scott had 10.

The Commodores hit 9 of 14 from beyond the 3-point arc.

Both teams featured young lineups that each included three freshmen starters.

Vanderbilt freshmen guards Wade Baldwin IV and Shelton Mitchell helped generate offense from the backcourt with six assists apiece.

Game 9 • Dec. 16, 2014

Western Carolina 79
at Vanderbilt 99

Nashville, Tenn. (Memorial Gym)

Western Carolina 79 • 3-7

##	Player		Total FG-FGA	3-Ptr FG-FGA	FT-FTA	Rebounds Off	Def	Tot	PF	TP	A	TO	Blk	Stl	Min
01	Kenneth Hall	f	2-2	0-0	0-0	1	0	1	4	4	0	2	0	0	6
04	Torrion Brummitt	f	8-14	0-1	1-2	0	1	1	4	17	0	3	0	1	29
02	Mike Brown	g	5-12	0-3	4-6	0	2	2	3	14	3	0	0	1	33
03	Rhett Harrelson	g	7-9	6-8	2-2	0	2	2	1	22	3	1	0	2	38
25	James Sinclair	g	3-12	1-2	0-1	2	1	3	5	7	5	3	0	3	34
05	Devin Peterson		0-0	0-0	0-0	0	0	0	0	0	1	0	0	0	7
12	Tucker Thompson		0-0	0-0	0-0	0	1	1	2	0	0	1	0	2	11
23	Justin Browning		5-6	1-2	3-4	3	2	5	5	14	4	2	1	2	30
24	Ashley Williams		0-1	0-1	0-0	0	0	0	0	0	0	0	0	0	3
31	Aaron Williams		0-0	0-0	0-0	0	0	0	0	0	0	1	0	0	1
41	Charlendez Brooks		0-1	0-0	1-2	1	0	1	2	1	0	1	1	0	8
	Team					1	1	2							
	Totals		30-57	8-17	11-17	8	10	18	26	79	16	14	2	11	200

FG % 1st Half: 18-29 62.1% 2nd half: 12-28 42.9% Game: 30-57 52.6%
3FG % 1st Half: 6-9 66.7% 2nd half: 2-8 25.0% Game: 8-17 47.1%
FT % 1st Half: 2-2 100.0 2nd half: 9-15 60.0% Game: 11-17 64.7%

Deadball Rebounds 4,1

Vanderbilt 99 • 7-2

##	Player		Total FG-FGA	3-Ptr FG-FGA	FT-FTA	Rebounds Off	Def	Tot	PF	TP	A	TO	Blk	Stl	Min
03	KORNET, Luke	f	3-7	0-4	3-4	3	1	4	4	9	4	2	2	0	25
11	ROBERSON, Jeff	f	1-1	1-1	0-0	0	3	3	1	3	0	4	0	2	19
30	JONES, Damian	c	5-6	0-0	6-9	0	5	5	3	16	1	2	1	0	23
04	BALDWIN IV, Wade	g	0-3	0-1	8-8	0	2	2	3	8	2	1	0	1	24
13	LACHANCE, Riley	g	8-12	5-8	5-5	0	4	4	2	26	3	3	0	1	34
00	MITCHELL, Shelton		1-3	0-0	4-4	0	3	3	2	6	5	4	0	0	18
05	FISHER-DAVIS, Matthe		3-7	3-5	0-0	1	1	2	1	9	0	0	1	0	21
10	WATKINS, Nathan		0-0	0-0	0-0	0	0	0	1	0	0	1	0	0	2
14	JOSEPHS, Carter		0-0	0-0	0-0	0	0	0	0	0	0	0	0	0	2
35	SIAKAM, James		4-6	0-0	12-13	6	1	7	3	20	0	0	0	1	27
40	HENDERSON, Josh		1-2	0-0	0-0	1	0	1	0	2	0	0	0	0	5
	Team					2	1	3	1			1			
	Totals		26-47	9-19	38-43	13	21	34	21	99	15	18	4	5	200

FG % 1st Half: 10-24 41.7% 2nd half: 16-23 69.6% Game: 26-47 55.3%
3FG % 1st Half: 5-12 41.7% 2nd half: 4-7 57.1% Game: 9-19 47.4%
FT % 1st Half: 16-21 76.2% 2nd half: 22-22 100.0 Game: 38-43 88.4%

Deadball Rebounds 2

Officials: Antinio Petty, James Breeding, Pat Adams
Technical fouls: Western Carolina-Justin Browning. Vanderbilt-TEAM.
Attendance: 7504

Score by periods	1st	2nd	Total
Western Carolina	44	35	**79**
Vanderbilt	41	58	**99**

Points	In Paint	Off T/O	2nd Chance	Fast Break	Bench
WCU	30	18	10	4	15
VU	32	24	20	9	37

Last FG - WCU 2nd-01:27, VU 2nd-02:20.

Score tied - 5 times.

NASHVILLE - A freshman guard, an unselfish senior and one of the Southeastern Conference's top post players helped fuel a Vanderbilt comeback.

Guard Riley LaChance tied a career high with 26 points as the Commodores rallied in the second half to beat Western Carolina 99-79, handing the Catamounts their fourth straight loss.

After trailing by as many as 12 points in the first half, the Commodores (7-2) took control with a 16-2 run early in the second half.

LaChance had five 3-pointers as he hit 8 of 12 from the floor. He was named Southeastern Conference Freshman of the Week after scoring 26 points in Saturday's win over Purdue.

"He loves the fight," Commodores coach Kevin Stallings said. "He walks towards the fight. I like guys that walk towards the fight. I'm not big on those guys that walk away from it."

James Siakam, a senior forward, added 20 points and seven rebounds off the bench.

Damian Jones, a 6-foot-10 sophomore who entered the game as the SEC's third-leading scorer, added 16 for the Commodores.

Vanderbilt started to pull away after a seven-point possession with 8 minutes left after a technical foul on Western Carolina's Justin Browning.

Rhett Harrelson led the Catamounts (3-7) with 22 points, including six 3-pointers, and Torrion Brummitt scored 17. Mike Brown scored 14.

Vanderbilt fans booed whenever Harrelson touched the ball after he had a fiery verbal exchange with Commodores guard Wade Baldwin IV late in the first half.

It was the most points Vanderbilt has scored since a 102-76 win over Mississippi in 2012.

Vanderbilt's bench outscored Western Carolina's 33-15, and the Commodores outrebounded the Catamounts 34-18 and hit 38 of 43 from the foul line.

Vanderbilt took its first lead, 47-46, since early in the first half when Damian Jones sank two free throws with 18:14 left.

Western Carolina broke a 12-all tie with an 8-0 spurt to take a 20-12 lead midway through the first half.

The Catamounts, who made their first five 3-point attempts, expanded their lead to 28-16 when Harrelson buried his fourth straight 3-pointer.

Western Carolina led by 10 when the Commodores closed with a 13-6 run, narrowing the gap to 44-41 at halftime. It was the most points Vanderbilt has allowed in the first half all season and only the second time the Commodores have trailed.

Game 10 • Dec. 20, 2014

Vanderbilt..... 60
at Georgia Tech 65

Atlanta, Ga. (McCamish Pavilion)

Vanderbilt 60 • 7-3

##	Player		Total FG-FGA	3-Ptr FG-FGA	FT-FTA	Rebounds Off	Def	Tot	PF	TP	A	TO	Blk	Stl	Min
03	KORNET, Luke	f	0-2	0-1	0-0	0	3	3	2	0	1	3	1	0	19
11	ROBERSON, Jeff	f	4-5	0-1	0-0	0	2	2	3	8	1	1	0	1	19
30	JONES, Damian	c	4-9	0-0	4-6	4	3	7	1	12	0	1	2	1	27
04	BALDWIN IV, Wade	g	1-3	0-1	1-2	0	1	1	1	3	3	3	0	1	27
13	LACHANCE, Riley	g	3-7	2-6	2-2	0	1	1	1	10	1	1	0	0	36
00	MITCHELL, Shelton		1-5	0-1	1-2	1	5	6	0	3	6	2	0	0	20
05	FISHER-DAVIS, Matthe		1-6	1-5	0-0	0	2	2	2	3	0	1	0	0	17
35	SIAKAM, James		2-3	0-0	5-6	1	1	2	5	9	1	2	2	0	24
40	HENDERSON, Josh		5-5	0-0	2-2	1	2	3	1	12	0	0	1	0	11
	Team					1	2	3							
	Totals		21-45	3-15	15-20	8	22	30	16	60	13	13	6	3	200

FG % 1st Half: 12-22 54.5% 2nd half: 9-23 39.1% Game: 21-45 46.7%
3FG % 1st Half: 3-8 37.5% 2nd half: 0-7 0.0% Game: 3-15 20.0%
FT % 1st Half: 6-8 75.0% 2nd half: 9-12 75.0% Game: 15-20 75.0%
Deadball Rebounds 2

Georgia Tech 65 • 8-2

##	Player		Total FG-FGA	3-Ptr FG-FGA	FT-FTA	Rebounds Off	Def	Tot	PF	TP	A	TO	Blk	Stl	Min
00	Mitchell, Charles	f	9-15	0-0	1-1	7	1	8	5	19	0	3	1	1	26
12	Stephens, Quinton	f	1-5	1-4	0-0	0	3	3	1	3	0	0	0	2	21
04	Cox, Demarco	c	2-6	0-0	2-4	6	3	9	3	6	3	0	0	0	30
03	Georges-Hunt, Marcus	g	4-15	1-6	5-5	1	3	4	1	14	1	1	0	0	33
10	Jorgenson, Travis	q	3-6	2-4	0-0	0	1	1	0	8	6	0	0	1	24
01	Jackson, Tadric		0-4	0-2	1-2	0	0	0	1	1	1	0	0	0	7
02	Bolden, Chris		3-9	0-4	0-0	0	3	3	5	6	2	0	0	1	22
11	Heath, Josh		1-2	0-1	0-1	0	1	1	0	2	1	3	0	0	17
13	Sampson, Robert		3-5	0-1	0-0	2	3	5	2	6	0	0	1	1	17
44	Lammers, Ben		0-0	0-0	0-0	1	0	1	0	0	0	0	0	0	3
	Team					3	1	4							
	Totals		26-67	4-22	9-13	20	19	39	18	65	14	7	2	6	200

FG % 1st Half: 10-36 27.8% 2nd half: 16-31 51.6% Game: 26-67 38.8%
3FG % 1st Half: 2-12 16.7% 2nd half: 2-10 20.0% Game: 4-22 18.2%
FT % 1st Half: 3-3 100.0 2nd half: 6-10 60.0% Game: 9-13 69.2%
Deadball Rebounds 3

Officials: Joe Lindsay, Jamie Luckie, Brian Shey
Technical fouls: Vanderbilt-None. Georgia Tech-None.
Attendance: 6081
Time of Game: 2:00

Score by periods	1st	2nd	Total
Vanderbilt	33	27	**60**
Georgia Tech	25	40	**65**

Points	In Paint	Off T/O	2nd Chance	Fast Break	Bench
VU	28	6	9	6	27
GT	38	18	16	9	15

Last FG - VU 2nd-01:08, GT 2nd-01:16.
Largest lead - VU by 9 1st-03:15, GT by 6 1st-17:24.
Score tied - 10 times.
Lead changed - 2 times.

ATLANTA - Charles Mitchell scored 19 points and Marcus Georges-Hunt added 14 points to help Georgia Tech beat Vanderbilt 65-60.

Damian Jones and Josh Henderson each finished with 12 points for Vanderbilt (7-3), which was coming off consecutive wins over Purdue and Western Kentucky.

Georgia Tech (8-2), which has won five of six, pulled down 20 offensive rebounds.

The Yellow Jackets made the right adjustments at halftime with the Commodores leading by eight, getting back on defense quicker and getting more production from their fast-break offense.

Georges-Hunt, Georgia Tech's leading scorer this season, was just 4 for 15 from the field, but in the final minute he hit a pair of free throws to make it 64-60 and grabbed a key defensive rebound when Wade Baldwin missed a 3 on Vanderbilt's ensuing possession.

Georgia Tech struggled against to get the ball inside against the Commodores' zone defense in the first half and struggled from the field at 27.8 percent.

But the Jackets began the second half on a 13-6 run to take their first lead since midway through the first half on Georges-Hunt's short jumper with 12:44 remaining.

Georgia Tech went up 47-43 on Mitchell's fast-break dunk about four minutes later.

If the teams didn't like each other, it was evident in the second half when James Siakam and Jones -- Vanderbilt's biggest, strongest front-line players -- blocked the ball hard out of bounds and celebrated on consecutive Georgia Tech possessions with the Jackets leading 51-49.

A few minutes later, Georgia Tech guard Chris Bolden knocked Siakam down hard at the Vanderbilt baseline on a Commodores fast break and quickly turned his back to walk to the team huddle.

The foul wasn't hard enough to be called flagrant and Siakam hit two ensuing free throws to make it 53-all with 3:44 remaining.

After Mitchell's three-point play put the Jackets by four, Sampson stole the ball from Shelton Mitchell and followed with a fast-break putback that gave Georgia Tech a six-point lead, its biggest of the game, with 1:16 remaining.

Game 11 • Dec. 22, 2014

Penn 50
at Vanderbilt 79

Nashville, Tenn. (Memorial Gym)

Penn 50 • 3-6

##	Player		Total FG-FGA	3-Ptr FG-FGA	FT-FTA	Rebounds Off	Def	Tot	PF	TP	A	TO	Blk	Stl	Min
23	Louis, Greg	f	0-2	0-0	0-0	3	3	6	3	0	0	4	2	0	22
10	Nelson-Henry, Darien	c	3-7	0-0	3-6	1	3	4	4	9	0	2	0	1	28
02	Woods, Antonio	g	2-8	1-4	0-0	0	0	0	0	5	3	1	0	1	29
11	Hicks, Tony	g	6-13	2-7	2-3	0	3	3	3	16	2	4	0	0	29
24	Howard, Matt	g	5-11	1-1	0-0	3	2	5	2	11	1	1	0	2	29
03	Foreman, Darnell		0-4	0-0	0-0	0	0	0	1	0	2	2	0	1	20
13	Jones, Dylan		0-0	0-0	0-2	0	0	0	5	0	0	2	0	1	6
14	Poplawski, Matt		0-2	0-2	0-0	0	1	1	0	0	0	0	0	0	3
15	Crocker, Camryn		1-4	0-3	2-2	0	0	0	0	4	1	0	0	1	10
34	Jones, Sam		1-2	1-2	0-0	0	0	0	2	3	0	1	0	0	15
40	Dwyer, Dan		1-2	0-0	0-0	1	2	3	1	2	0	0	0	0	9
	Team					2	0	2							
	Totals		19-55	5-19	7-13	10	14	24	21	50	9	17	2	7	200

FG % 1st Half: 11-28 39.3% 2nd half: 8-27 29.6% Game: 19-55 34.5%
3FG % 1st Half: 4-10 40.0% 2nd half: 1-9 11.1% Game: 5-19 26.3%
FT % 1st Half: 3-7 42.9% 2nd half: 4-6 66.7% Game: 7-13 53.8%
Deadball Rebounds 3

Vanderbilt 79 • 8-3

##	Player		Total FG-FGA	3-Ptr FG-FGA	FT-FTA	Rebounds Off	Def	Tot	PF	TP	A	TO	Blk	Stl	Min
11	ROBERSON, Jeff	f	4-5	0-1	0-0	2	1	3	2	8	1	1	0	0	19
35	SIAKAM, James	f	7-8	0-0	3-4	4	4	8	0	17	0	2	1	1	27
30	JONES, Damian	c	4-7	0-0	7-9	2	4	6	2	15	0	2	2	1	25
00	MITCHELL, Shelton	g	2-3	1-2	0-0	0	6	6	2	5	7	6	1	1	24
13	LACHANCE, Riley	q	1-6	1-2	2-2	0	1	1	0	5	4	0	0	5	28
03	KORNET, Luke		2-4	0-1	2-4	0	2	2	3	6	0	1	0	0	16
04	BALDWIN IV, Wade		6-9	2-3	2-4	0	2	2	2	16	3	1	0	0	22
05	FISHER-DAVIS, Matthe		1-3	1-2	2-2	0	2	2	1	5	2	0	0	1	18
10	WATKINS, Nathan		0-0	0-0	0-0	0	0	0	0	0	0	0	0	0	3
12	MCGLOIN, Philip		0-1	0-1	0-0	0	2	2	0	0	0	2	0	0	3
14	JOSEPHS, Carter		0-0	0-0	0-0	0	0	0	0	0	0	0	0	0	3
40	HENDERSON, Josh		1-3	0-0	0-0	1	3	4	1	2	0	1	0	0	12
	Team					1	2	3							
	Totals		28-49	5-12	18-25	10	29	39	13	79	17	16	4	9	200

FG % 1st Half: 13-23 56.5% 2nd half: 15-26 57.7% Game: 28-49 57.1%
3FG % 1st Half: 2-6 33.3% 2nd half: 3-6 50.0% Game: 5-12 41.7%
FT % 1st Half: 12-15 80.0% 2nd half: 6-10 60.0% Game: 18-25 72.0%
Deadball Rebounds 4

Officials: Doug Shows, Tim Gattis, Willi CJ Washington
Technical fouls: Penn-None. Vanderbilt-None.
Attendance: 8084

Score by periods	1st	2nd	Total
Penn	29	21	**50**
Vanderbilt	40	39	**79**

Points	In Paint	Off T/O	2nd Chance	Fast Break	Bench
PENN	20	12	6	2	9
VU	40	23	15	8	29

Last FG - PENN 2nd-01:51, VU 2nd-05:56.
Largest lead - PENN by 5 1st-13:07, VU by 33 2nd-07:35.
PENN led for 06:42. VU led for 31:02. Game was tied for 02:11.
Score tied - 4 times.
Lead changed - 5 times.

NASHVILLE - James Siakam plays so well off the bench that Vanderbilt coach Kevin Stallings decided to return him to the starting lineup.

Siakam scored 17 points and grabbed a team-high eight rebounds in his first start of the season, leading the Commodores to a 79-50 win over Pennsylvania.

Siakam started 28 games last year, but went to the bench after missing the season opener to attend his father's funeral in Cameroon.

"He's just a very active player and he's a relentless offensive rebounder, and that's something that our team needs desperately," Stallings said. "I thought James' energy was real key on both ends. James is an energy guy."

Stallings was disappointed by Vanderbilt's energy level in the second half of Vanderbilt's loss at Georgia Tech, so he inserted Siakam into the lineup against Penn (3-6).

Siakam scored the Commodores' first six points and finished 7 of 8 from the floor and 3 of 4 from the foul line. Vanderbilt had been outrebounded in Saturday's loss at Georgia Tech, but had a 22-9 edge in the first half against Penn on their way to a 40-29 lead at the break.

Wade Baldwin IV scored 16 for Vanderbilt (8-3), including two 3-pointers. Damian Jones entered the game as the SEC's fifth-leading scorer and added 15 points and six rebounds.

Jones had 13 points during a key stretch in the first half as the Commodores made a 20-7 run to take a 30-22 lead. Vanderbilt pulled away to a 57-32 lead after opening the second half with a 17-3 run.

Tony Hicks led Penn with 16 points and Matt Howard added 11.

"I just think they were a lot tougher than us, primarily in the paint," Penn coach Jerome Allen said. "They scored 40 points in the paint and we had 50 for the game. I thought Siakam and Jones got whatever they wanted. To their credit, they imposed their will on us."

Stallings won his 300th game with the Commodores. He is in his 16th season at the private school in Nashville and is the winningest coach in school history.

Vanderbilt took advantage of its depth by outscoring Penn's bench 29-9.

Game 12 • Dec. 31, 2014

Vanderbilt..... 70
at Saint Louis..... 55

St. Louis, Mo. (Chaifetz Arena)

Vanderbilt 70 • 9-3

##	Player		Total FG-FGA	3-Ptr FG-FGA	FT-FTA	Rebounds Off	Def	Tot	PF	TP	A	TO	Blk	Stl	Min
11	ROBERSON, Jeff	f	2-5	0-2	3-3	1	3	4	2	7	1	1	1	0	22
35	SIAKAM, James	f	2-4	0-0	3-6	3	6	9	4	7	4	2	1	0	28
30	JONES, Damian	c	5-13	0-0	5-7	2	4	6	1	15	0	5	2	0	31
00	MITCHELL, Shelton	g	1-2	1-1	0-0	0	1	1	0	3	4	1	0	0	22
13	LACHANCE, Riley	q	7-9	3-4	2-2	1	6	7	2	19	4	1	0	1	33
03	KORNET, Luke		1-2	1-2	0-0	0	3	3	1	3	0	1	1	0	11
04	BALDWIN IV, Wade		4-8	0-1	0-0	1	4	5	4	8	4	1	0	2	25
05	FISHER-DAVIS, Matthe		1-1	1-1	0-0	1	0	1	2	3	1	1	0	0	18
14	JOSEPHS, Carter		0-0	0-0	0-0	0	0	0	0	0	0	0	0	0	1
34	MOATS, Shelby		0-0	0-0	1-2	0	1	1	0	1	0	0	0	0	1
40	HENDERSON, Josh		2-2	0-0	0-0	0	0	0	2	4	0	1	0	0	8
	Team					0	2	2							
	Totals		25-46	6-11	14-20	9	30	39	18	70	18	14	5	3	200

FG % 1st Half: 13-22 59.1% 2nd half: 12-24 50.0% Game: 25-46 54.3%
3FG % 1st Half: 4-7 57.1% 2nd half: 2-4 50.0% Game: 6-11 54.5%
FT % 1st Half: 3-5 60.0% 2nd half: 11-15 73.3% Game: 14-20 70.0%
Deadball Rebounds 2

Saint Louis 55 • 8-5

##	Player		Total FG-FGA	3-Ptr FG-FGA	FT-FTA	Rebounds Off	Def	Tot	PF	TP	A	TO	Blk	Stl	Min
04	YARBROUGH, Milik	f	5-9	1-2	2-4	1	3	4	3	13	2	2	0	1	24
54	MANNING, John	c	0-1	0-0	0-1	0	3	3	3	0	2	1	0	0	22
02	MCBROOM, Austin	q	5-9	3-6	2-2	0	1	1	0	15	2	1	0	1	33
03	YACOUBOU, Ash	g	6-13	3-5	0-5	3	3	6	3	15	2	1	0	1	37
05	ROBY, Davell	q	1-3	0-2	0-0	1	2	3	1	2	3	0	0	0	23
00	BARTLEY, Marcus		0-0	0-0	0-0	0	0	0	0	0	1	1	0	0	4
11	REYNOLDS, Miles		0-2	0-2	0-0	0	1	1	1	0	1	0	0	1	6
14	JOLLY, Brett		1-1	0-0	0-0	0	0	0	1	2	0	0	0	0	3
15	LANCONA, Tanner		0-4	0-3	0-0	0	0	0	1	0	0	1	0	0	5
25	GILLMANN, Austin		2-6	0-2	0-0	0	0	0	3	4	0	1	0	0	12
32	CRAWFORD, Mike		0-3	0-2	0-0	0	0	0	1	0	1	0	0	0	18
35	AGBEKO, Reggie		0-4	0-0	4-4	4	1	5	2	4	0	0	0	0	13
	Team					1	2	3							
	Totals		20-55	7-24	8-16	10	16	26	19	55	14	8	0	4	200

FG % 1st Half: 11-26 42.3% 2nd half: 9-29 31.0% Game: 20-55 36.4%
3FG % 1st Half: 4-10 40.0% 2nd half: 3-14 21.4% Game: 7-24 29.2%
FT % 1st Half: 0-2 0.0% 2nd half: 8-14 57.1% Game: 8-16 50.0%
Deadball Rebounds 3

Officials: James Luckie, Chuck Jones, Brent Hampton
Technical fouls: Vanderbilt-None. Saint Louis-None.
Attendance: 8194

Score by periods	1st	2nd	Total
Vanderbilt	33	37	**70**
Saint Louis	26	29	**55**

Points	In Paint	Off T/O	2nd Chance	Fast Break	Bench
VU	32	16	12	5	19
SLU	18	10	6	2	10

Last FG - VU 2nd-01:24, SLU 2nd-06:17.
Largest lead - VU by 17 2nd-10:58, SLU by 4 1st-17:40.
Score tied - 3 times.
Lead changed - 2 times.

ST. LOUIS, Mo. - Riley LaChance put it all together. He was a big reason Vanderbilt won going away.

"For me, this is his best game," coach Kevin Stallings said after the Commodores beat Saint Louis 70-55. "He impacted the game on the boards, he impacted the game on the offensive end and he impacted the game on the defensive end.

"There's nothing in his system that allows him to back up."

LaChance made 3 of 4 from 3-point range and had 19 points, seven rebounds and four assists, and played a team-high 33 minutes.

James Siakam's dunk with 3:13 left capped an 8-0 run for Vanderbilt (9-3) that put the game comfortably out of reach at 64-49.

Saint Louis (8-5) trailed 50-33 midway through the second half but rallied with a 14-4 run to get back within seven.

LaChance was 7 of 9 from the field. Damian Jones added 15 points and six rebounds for the Commodores.

Achraf Yacoubou and Austin McBroom both had three 3-pointers and 15 points to lead the Billikens, rebuilding with five new starters. Milik Yarbrough added 13 points.

"We're not at the mile marker we want to be at, but we're on the right road," coach Jim Crews said "That's how I see it.

"Actually, I think we're further along, to be perfectly blunt."

The Commodores took control in the first half with a 27-14 lead with 7:14 remaining and finished the period shooting 59.6 percent. Saint Louis scored the last five points of the half, including one of Yacoubou's 3-pointers in the final seconds, to get the deficit down to 33-26.

After Vanderbilt's Jeff Roberson opened the second half with a layup, McBroom hit a 3 to get the Billikens as close as they would get the rest of the way at 35-29.

The Commodores shot 54.3 percent for the game with 6 of 11 from 3-point range and outrebounded Saint Louis 39-26.

The Billikens shot only 31.0 percent in the second half and 3 of 14 from long distance.

Game 13 • Jan. 3, 2015

Yale 74
at Vanderbilt 79

Nashville, Tenn. (Memorial Gym)

Yale 74 • 10-5

##	Player		Total FG-FGA	3-Ptr FG-FGA	FT-FTA	Rebounds Off	Def	Tot	PF	TP	A	TO	Blk	Stl	Min
22	Sears, Justin	f	5-9	0-0	2-3	2	2	4	4	12	2	4	2	1	34
42	Townsend, Matt	f	0-2	0-0	3-4	0	2	2	5	3	0	2	0	0	34
04	Montague, Jack	g	4-16	3-10	0-0	1	4	5	1	11	2	1	0	1	40
12	Cotton, Armani	g	5-13	2-7	1-2	1	6	7	4	13	2	1	0	0	38
20	Duren, Javier	g	5-14	3-8	4-5	3	1	4	2	17	7	5	0	0	43
01	Dallier, Anthony		1-2	0-1	0-0	0	1	1	0	2	0	1	0	0	10
10	Ghani, Khaliq		0-0	0-0	0-0	0	0	0	1	0	0	0	0	0	2
11	Mason, Makai		1-2	0-1	0-0	0	3	3	2	2	1	0	0	0	18
32	Kelley, Greg		3-4	2-2	0-0	1	1	2	5	8	0	2	0	0	16
44	Downey, Sam		3-5	0-0	0-0	4	2	6	2	6	0	1	0	0	15
	Team					2	3	5							
	Totals		27-67	10-29	10-14	14	25	39	26	74	14	17	2	2	250

FG % 1st Half: 12-25 48.0% 2nd half: 9-24 37.5% OT: 6-18 33.3% Game: 27-67 40.3% Deadball
3FG % 1st Half: 4-8 50.0% 2nd half: 5-11 45.5% OT: 1-10 10.0% Game: 10-29 34.5% Rebounds
FT % 1st Half: 1-1 100.0 2nd half: 7-10 70.0% OT: 2-3 66.7% Game: 10-14 71.4% 2

Vanderbilt 79 • 10-3

##	Player		Total FG-FGA	3-Ptr FG-FGA	FT-FTA	Rebounds Off	Def	Tot	PF	TP	A	TO	Blk	Stl	Min
11	ROBERSON, Jeff	f	0-2	0-1	0-0	0	2	2	2	0	0	1	0	0	15
35	SIAKAM, James	f	1-2	0-0	5-6	3	4	7	2	7	0	3	1	1	26
30	JONES, Damian	c	5-8	0-0	9-13	1	7	8	4	19	4	4	3	1	37
00	MITCHELL, Shelton	g	6-15	0-2	3-4	0	3	3	2	15	8	1	0	1	46
13	LACHANCE, Riley	g	4-8	2-5	4-4	0	6	6	0	14	1	1	0	1	42
03	KORNET, Luke		3-9	2-6	2-3	3	3	6	2	10	0	1	1	1	33
04	BALDWIN IV, Wade		0-3	0-2	0-0	1	0	1	1	0	0	0	0	0	12
05	FISHER-DAVIS, Matthe		3-8	3-6	3-4	1	3	4	3	12	1	0	0	1	35
40	HENDERSON, Josh		1-1	0-0	0-0	0	0	0	0	2	0	0	0	0	4
	Team					2	0	2			1				
	Totals		23-56	7-22	26-34	11	28	39	16	79	14	12	5	6	250

FG % 1st Half: 9-24 37.5% 2nd half: 10-24 41.7% OT: 4-8 50.0% Game: 23-56 41.1% Deadball
3FG % 1st Half: 2-9 22.2% 2nd half: 4-9 44.4% OT: 1-4 25.0% Game: 7-22 31.8% Rebounds
FT % 1st Half: 4-5 80.0% 2nd half: 11-15 73.3% OT: 11-14 78.6% Game: 26-34 76.5% 5

Officials: Tony Henderson, Marc Ellard, Ken Washington
Technical fouls: Yale-None. Vanderbilt-None.
Attendance: 10103

Score by periods	1st	2nd	OT	OT2	Total
Yale	29	30	8	7	**74**
Vanderbilt	24	35	8	12	**79**

Points	In Paint	Off T/O	2nd Chance	Fast Break	Bench
YALE	26	13	17	0	18
VU	26	14	11	4	24

Last FG - YALE OT2-00:26, VU OT2-03:41.
Largest lead - YALE by 13 2nd-08:54, VU by 10 1st-12:26.
YALE led for 20:51. VU led for 23:46. Game was tied for 05:23.

Score tied - 5 times.
Lead changed - 2 times.

NASHVILLE - Vanderbilt coach Kevin Stallings said he wasn't surprised it took double overtime to beat Yale on Saturday.

Damian Jones posted 19 points, eight rebounds and four assists to lead the Commodores to a 79-74 win in front of a season-high crowd of 10,103 at Memorial Gym.

"I told everybody that would listen, including my team and my family and everybody else, that we were getting ready to play what I thought was a (heck) of a good basketball team today and I was right," Stallings said. "They are a veteran team with terrific toughness and experience. It took everything we had to get that done."

Vanderbilt (10-3) outscored Yale 12-7 in the second overtime to earn the win in its final game before Southeastern Conference play.

Yale (10-5), which upset defending national champion Connecticut earlier in the season, looked like it was ready to beat another team from a major conference when Javier Duren's 3-pointer gave the Bulldogs a 13-point lead, 52-39, with 8:54 left in regulation.

But Vanderbilt closed with a 20-7 run and Shelton Mitchell made a layup with 20.7 seconds left, sending the game into the first overtime tied at 59.

Mitchell finished with 15 points and eight assists in 46 minutes.

Yale's Greg Kelley nailed a 3-pointer, narrowing the deficit to 66-65 with 15.5 seconds left in the first overtime and teammate Jack Montague's putback with one second left sent the game into a second overtime, tied at 67.

Montague scored 11 points, including three 3-pointers on 4 of 16 from the floor.

Yale made 10 of 29 3-pointers.

Duren led Yale with 17 points and seven assists. Armani Cotton added 13 and Justin Sears 12.

Riley LaChance added 14 points for the Commodores, Matthew Fisher-Davis 12 and Luke Kornet 10.

The Commodores, who entered the game as the most accurate shooting team in the SEC (51.4 percent), shot only 41.1 percent from the field.

Vanderbilt's last double-overtime game was a 2008 loss to Kentucky.

Game 14 • Jan. 6, 2015

Auburn 52
at Vanderbilt 64

Nashville, Tenn. (Memorial Gym)

Auburn 52 • 8-6, 0-1 SEC

##	Player		Total FG-FGA	3-Ptr FG-FGA	FT-FTA	Rebounds Off	Def	Tot	PF	TP	A	TO	Blk	Stl	Min
05	Bowers,Cinmeon	f	3-11	0-1	1-4	5	4	9	2	7	1	3	0	2	31
00	Canada,Malcolm	g	3-7	0-2	3-4	1	3	4	5	9	4	1	1	0	25
01	Harrell,KT	g	3-9	2-5	0-2	1	1	2	4	8	0	2	0	0	27
12	Ross-Miller, KC	g	1-7	1-2	0-0	0	1	1	2	3	0	1	0	1	27
14	Mason, Antoine	g	5-14	1-5	5-6	0	2	2	3	16	2	1	0	1	30
04	Reed,Trayvon		0-1	0-0	0-2	1	0	1	1	0	0	0	0	0	8
13	Shamsid-Deen, Tahj		1-5	1-2	0-0	0	2	2	1	3	3	0	0	2	22
20	Thomson,Alex		0-2	0-1	0-0	1	0	1	0	0	0	0	0	0	6
25	Granger, Jordon		2-3	2-3	0-0	0	3	3	3	6	0	0	2	4	24
	Team					1	1	2				1			
	Totals		18-59	7-21	9-18	10	17	27	21	52	10	9	3	10	200

FG % 1st Half: 6-29 20.7% 2nd half: 12-30 40.0% Game: 18-59 30.5% Deadball
3FG % 1st Half: 3-11 27.3% 2nd half: 4-10 40.0% Game: 7-21 33.3% Rebounds
FT % 1st Half: 4-6 66.7% 2nd half: 5-12 41.7% Game: 9-18 50.0% 4

Vanderbilt 64 • 11-3, 1-0 SEC

##	Player		Total FG-FGA	3-Ptr FG-FGA	FT-FTA	Rebounds Off	Def	Tot	PF	TP	A	TO	Blk	Stl	Min
11	ROBERSON, Jeff	f	1-6	0-1	4-6	2	1	3	1	6	0	1	1	1	28
35	SIAKAM, James	f	5-8	0-0	4-4	4	6	10	4	14	1	0	2	0	29
30	JONES, Damian	c	3-9	0-1	5-6	2	6	8	2	11	2	3	3	0	30
00	MITCHELL, Shelton	g	3-4	0-1	4-4	1	4	5	3	10	4	4	0	0	35
13	LACHANCE, Riley	g	4-8	2-3	3-4	1	3	4	2	13	1	1	0	0	28
03	KORNET, Luke		3-6	1-4	0-1	0	10	10	3	7	0	3	1	0	18
04	BALDWIN IV, Wade		1-4	1-2	0-0	0	2	2	2	3	2	4	0	0	18
05	FISHER-DAVIS, Matthe		0-1	0-1	0-0	0	3	3	0	0	1	1	1	1	12
34	MOATS, Shelby		0-0	0-0	0-0	0	0	0	0	0	0	0	0	0	2
	Team					2	0	2			2				
	Totals		20-46	4-13	20-25	12	35	47	17	64	11	19	8	2	200

FG % 1st Half: 13-28 46.4% 2nd half: 7-18 38.9% Game: 20-46 43.5% Deadball
3FG % 1st Half: 3-9 33.3% 2nd half: 1-4 25.0% Game: 4-13 30.8% Rebounds
FT % 1st Half: 4-4 100.0 2nd half: 16-21 76.2% Game: 20-25 80.0% 2,1

Officials: Tony Greene, Mike Nance, John Hampton
Technical fouls: Auburn-None. Vanderbilt-None.
Attendance: 10502

Score by periods	1st	2nd	Total
Auburn	19	33	**52**
Vanderbilt	33	31	**64**

Points	In Paint	Off T/O	2nd Chance	Fast Break	Bench
AU	16	18	6	4	9
VU	28	14	14	5	10

Last FG - AU 2nd-00:40, VU 2nd-01:06.
Largest lead - AU by 4 1st-18:01, VU by 19 1st-03:02.
AU led for 03:56. VU led for 34:06. Game was tied for 01:58.

Score tied - 2 times.
Lead changed - 2 times.

NASHVILLE - Vanderbilt's strong rebounding and a balanced scoring attack spoiled Auburn coach Bruce Pearl's return to the Southeastern Conference.

James Siakam scored 14 points to lead four starters in double figures as the Commodores beat the Tigers 64-52 in front of 10,502 at Memorial Gym.

"That's a new positive for us and that's a good positive," Vanderbilt coach Kevin Stallings said of his team's 47-27 rebounding advantage. "If that becomes part of who we are that's certainly going to build in a better margin for error for our young team because we overcame 19 turnovers."

Pearl, a former Tennessee coach, appeared in his first SEC game since serving a three-year show cause penalty from the NCAA for lying about a cookout at his home for recruits in 2008.

Vanderbilt (11-3, 1-0 SEC) extended its winning streak to four games in the conference opener for both teams.

The loss ended Auburn's five-game winning streak.

Auburn (8-6, 0-1) lost its 15th straight SEC road opener and 10th consecutive game to Vanderbilt.

Vanderbilt's Riley LaChance, wearing a faceguard to protect his broken nose, scored 13 points. He was named SEC Freshman of the Week for the second time Monday.

Vanderbilt's Damian Jones added 11 points and Shelton Mitchell had 10.

Auburn's Antoine Mason, a Niagara transfer who scored the Tigers first six points, led the visitors with 16.

Vanderbilt enjoyed a 35-17 edge on the defensive glass. Commodores forward Luke Kornet and Siakam each grabbed 10 rebounds. All 10 of Kornet's rebounds were on the defensive end. Jones added eight boards.

Auburn's K.T Harrell, who entered the game as the SEC's second-leading scorer (17.9 ppg) was held to eight points on 3 of 9 shooting as Vanderbilt's Jeff Roberson guarded him tightly.

Auburn's Jordon Granger hit a 3-pointer to cut Vanderbilt's lead to 55-50 with 2:13 left.

LaChance answered with a layup to increase the Commodores' lead to 57-50 with 1:05 left.

Game 15 • Jan. 10, 2015

Vanderbilt..... 70
at Arkansas..... 82

Fayetteville, Ark. (Bud Walton Arena)

Vanderbilt 70 • 11-4, 1-1 SEC

##	Player		Total FG-FGA	3-Ptr FG-FGA	FT-FTA	Rebounds Off	Def	Tot	PF	TP	A	TO	Blk	Stl	Min
11	ROBERSON, Jeff	f	1-1	0-0	2-2	0	2	2	2	4	0	2	0	0	13
35	SIAKAM, James	f	3-3	0-0	3-4	1	3	4	3	9	0	5	0	2	26
30	JONES, Damian	c	6-10	0-0	2-2	4	3	7	3	14	1	5	0	0	36
00	MITCHELL, Shelton	g	2-5	0-0	0-0	0	1	1	0	4	1	5	0	0	24
13	LACHANCE, Riley	g	3-9	1-4	3-5	0	4	4	1	10	5	1	0	0	37
03	KORNET, Luke		4-7	1-3	2-2	1	0	1	1	11	2	0	1	0	18
04	BALDWIN IV, Wade		2-7	0-1	0-0	0	3	3	4	4	3	3	1	0	19
05	FISHER-DAVIS, Matthe		5-8	4-6	0-0	1	2	3	4	14	0	1	0	0	27
	Team					1	1	2							
	Totals		26-50	6-14	12-15	8	19	27	18	70	12	22	2	2	200

FG % 1st Half: 10-26 38.5% 2nd half: 16-24 66.7% Game: 26-50 52.0% Deadball
3FG % 1st Half: 3-8 37.5% 2nd half: 3-6 50.0% Game: 6-14 42.9% Rebounds
FT % 1st Half: 5-6 83.3% 2nd half: 7-9 77.8% Game: 12-15 80.0% 1,2

Arkansas 82 • 13-2, 2-0 SEC

##	Player		Total FG-FGA	3-Ptr FG-FGA	FT-FTA	Rebounds Off	Def	Tot	PF	TP	A	TO	Blk	Stl	Min
10	Portis, Bobby	f	13-18	0-0	6-8	9	2	11	0	32	0	1	1	4	33
33	Kingsley, Moses	f	1-2	0-0	0-0	0	0	0	2	2	0	0	0	0	5
00	Madden, Rashad	g	2-7	2-3	2-2	1	1	2	4	8	6	2	0	3	27
04	Durham, Jabril	g	1-2	0-1	0-0	2	0	2	1	2	1	3	0	1	22
24	Qualls, Michael	g	5-10	2-5	8-10	1	5	6	2	20	0	1	1	1	30
02	Harris, Alandise		0-6	0-0	0-0	1	1	2	2	0	1	2	1	0	11
05	Bell, Anthlon		2-6	1-4	2-2	0	1	1	1	7	1	1	0	0	19
21	Watkins, Manuale		0-0	0-0	1-2	0	1	1	1	1	0	0	0	2	16
22	Williams, Jacorey		4-6	0-0	2-4	1	2	3	4	10	2	0	2	2	30
31	Beard, Anton		0-2	0-1	0-0	0	0	0	0	0	1	1	0	0	7
	Team					0	5	5							
	Totals		28-59	5-14	21-28	15	18	33	17	82	12	11	5	13	200

FG % 1st Half: 13-30 43.3% 2nd half: 15-29 51.7% Game: 28-59 47.5% Deadball
3FG % 1st Half: 3-8 37.5% 2nd half: 2-6 33.3% Game: 5-14 35.7% Rebounds
FT % 1st Half: 7-10 70.0% 2nd half: 14-18 77.8% Game: 21-28 75.0% 2

Officials: Lee Cassell (R), Patrick Evans, Willi CJ Washington
Technical fouls: Vanderbilt-None. Arkansas-None.
Attendance: 17238
Estimated Actual Attendance:16,049

Score by periods	1st	2nd	Total
Vanderbilt	28	42	**70**
Arkansas	36	46	**82**

Points	In Paint	Off T/O	2nd Chance	Fast Break	Bench
VU	32	9	6	2	29
AR	38	31	19	11	18

Last FG - VU 2nd-00:21, AR 2nd-01:43.
Largest lead - VU by 1 1st-18:31, AR by 16 2nd-01:43.

Score tied - 1 time.
Lead changed - 2 times.

FAYETTEVILLE - Bobby Portis is rarely one to talk at extended length about his personal success on the basketball court.

The Arkansas sophomore is perfectly comfortable, however, letting his growing list of achievements make his case as one of the Southeastern Conference's best.

Portis continued his emergence on the national stage with a season-high 32 points and the No. 23 Razorbacks won their seventh in a row, beating Vanderbilt 82-70.

It's the first time since the 2007-08 season that Arkansas (13-2) has started 2-0 in conference play, and it did so in familiar fashion -- scoring 31 points off a season-worst 22 turnovers by the Commodores (11-4, 1-1).

More than anyone, it was Portis -- who scored 21 points in the second half and finished 13 of 18 from the field -- who led the Razorbacks to their 16th straight win at home. He was three points short of his career best of 35 points set last season against Alabama.

He also finished with 11 rebounds, including nine on the offensive end.

Michael Qualls added 20 points for Arkansas, while Ky Madden added eight points, six assists and three steals in front of a season-high of 16,049 in Bud Walton Arena.

While the Razorbacks celebrated their hot start, Vanderbilt's four-game winning streak came to a sudden halt.

Damian Jones and Matthew Fisher-Davis each had 14 points to lead the Commodores. Luke Kornet added 11, and Riley LaChance had 10 -- though Portis' effort and the turnovers were far too much to overcome.

Vanderbilt, however, twice cut Arkansas' lead to one point in the second half on dunks by Jones -- including 53-52 after a thundering putback throw down by the 6-foot-10 sophomore.

After a pair of free throws by Qualls, the Razorbacks quickly forced a pair of turnovers by the Commodores -- their 18th and 19th of the game -- and extended the lead to 60-52 after a putback by Qualls and 3-pointer by Ky Madden.

Despite shooting 66.7 percent (16 of 24) in the second half, Vanderbilt was unable to cut Arkansas' lead to fewer than five points after that.

Game 16 • Jan. 14, 2015

Georgia 70
at Vanderbilt 67

Nashville, Tenn. (Memorial Gym)

Georgia 70 • 10-5, 1-2 SEC

##	Player		Total FG-FGA	3-Ptr FG-FGA	FT-FTA	Rebounds Off	Def	Tot	PF	TP	A	TO	Blk	Stl	Min
02	Thornton, Marcus	f	6-13	1-2	3-4	0	4	4	1	16	1	1	1	2	33
42	Djurisic, Nemanja	f	2-7	1-3	3-4	1	1	2	1	8	0	2	0	0	32
04	Mann, Charles	g	2-5	0-0	4-4	0	4	4	3	8	6	4	1	0	34
12	Gaines, Kenny	g	6-8	5-7	0-2	0	4	4	2	17	2	3	1	3	26
30	Frazier, J.J.	g	2-5	1-1	6-10	1	5	6	3	11	3	0	1	1	33
10	Echols, Taylor		2-4	2-4	0-0	0	3	3	1	6	0	1	0	0	14
11	Forte, Cameron		1-1	0-0	0-0	0	1	1	2	2	1	0	0	0	13
15	Iduwe, Osahen		0-0	0-0	0-0	0	0	0	2	0	0	0	1	0	4
24	Kessler, Houston		1-2	0-0	0-0	1	1	2	2	2	0	0	0	0	11
	Team					1	0	1							
	Totals		22-45	10-17	16-24	4	23	27	17	70	13	11	5	6	200

FG % 1st Half: 11-22 50.0% 2nd half: 11-23 47.8% Game: 22-45 48.9%
3FG % 1st Half: 5-9 55.6% 2nd half: 5-8 62.5% Game: 10-17 58.8%
FT % 1st Half: 4-6 66.7% 2nd half: 12-18 66.7% Game: 16-24 66.7%

Deadball Rebounds: 3

Vanderbilt 67 • 11-5, 1-2 SEC

##	Player		Total FG-FGA	3-Ptr FG-FGA	FT-FTA	Rebounds Off	Def	Tot	PF	TP	A	TO	Blk	Stl	Min
11	ROBERSON, Jeff	f	2-2	1-1	0-0	2	1	3	2	5	2	2	0	0	12
35	SIAKAM, James	f	2-2	0-0	0-0	2	3	5	4	4	1	3	0	1	15
30	JONES, Damian	c	3-10	0-0	4-7	4	3	7	0	10	2	1	2	0	29
00	MITCHELL, Shelton	g	1-3	0-1	3-4	0	2	2	0	5	1	1	0	0	14
13	LACHANCE, Riley	g	7-13	3-8	4-5	1	3	4	2	21	2	2	0	0	35
03	KORNET, Luke		3-10	2-7	0-0	0	6	6	3	8	3	0	1	0	33
04	BALDWIN IV, Wade		3-9	1-5	1-2	2	3	5	4	8	5	1	0	4	30
05	FISHER-DAVIS, Matthe		2-6	2-5	0-0	0	2	2	1	6	0	1	0	0	29
40	HENDERSON, Josh		0-1	0-0	0-0	0	0	0	0	0	0	0	0	0	3
	Team					1	1	2							
	Totals		23-56	9-27	12-18	12	24	36	16	67	16	11	3	5	200

FG % 1st Half: 8-25 32.0% 2nd half: 15-31 48.4% Game: 23-56 41.1%
3FG % 1st Half: 1-11 9.1% 2nd half: 8-16 50.0% Game: 9-27 33.3%
FT % 1st Half: 5-9 55.6% 2nd half: 7-9 77.8% Game: 12-18 66.7%

Deadball Rebounds: 4

Officials: Doug Shows, Antinio Petty, Doug Sirmons
Technical fouls: Georgia-None. Vanderbilt-None.
Attendance: 9203

Score by periods	1st	2nd	Total
Georgia	31	39	**70**
Vanderbilt	22	45	**67**

Points	In Paint	Off T/O	2nd Chance	Fast Break	Bench
UGA	22	10	5	4	10
VU	22	12	6	4	22

Last FG - UGA 2nd-05:53, VU 2nd-00:02.
Largest lead - UGA by 14 2nd-19:14, VU None.
UGA led for 39:02. VU led for 00:00. Game was tied for 00:53.

Score tied - 0 times.
Lead changed - 0 times.

NASHVILLE - The Georgia Bulldogs did not want to start Southeastern Conference play losing another game.

Thanks to some timely free throws, the Bulldogs left a gym where they have had little success over the years as winners.

Kenny Gaines scored 17 points, and the Georgia Bulldogs hit nine of their final 10 free throws Wednesday night in holding off Vanderbilt 70-67 for their first SEC win this season.

With the win, the Bulldogs (10-5, 1-2) also snapped a nine-game skid to Vanderbilt overall with their first win at Memorial Gym since the 2005-06 season and only their 14th overall in 68 games in this series.

Marcus Thornton also added 16 points for Georgia, and J.J. Frazier added 11.

Riley LaChance scored 21 points for Vanderbilt (11-5, 1-2), and Damian Jones added 10.

Georgia never trailed after scoring the first seven points. But the Bulldogs went cold after Gaines' 3 with 5:53 left put them up 61-50, and Vanderbilt pulled within 63-61 with 28.4 seconds left on a 3-pointer by LaChance. Charles Mann hit a pair of free throws then Frazier hit five of his six attempts to seal the win.

Gaines finished hitting 5 of 7 from 3-point range as the Bulldogs finished with a season-high 10 3-pointers. They shot better beyond the arc (10 of 17) for 58.8 percent than inside where they shot 48.9 percent (22 of 45).

The Commodores outrebounded Georgia 36-27 to help them stay close and overcome cold shooting early as they hit only three of their first 12 shots. Only LaChance, scoring nine of his points in the first half, kept Georgia from running away early, and the freshman hit all three of his 3s in the final 28.4 seconds to keep it close late.

Luke Kornet finally hit Vanderbilt's 10th 3-point attempt with 42 seconds left, but Georgia took a 31-22 lead into halftime.

Gaines opened the second half hitting a 3, then followed with a dunk giving the Bulldogs their biggest lead yet at 35-22. But they couldn't push the lead past 14 points.

The Commodores stayed close with an occasional 3-pointer, and Wade Baldwin IV hit their fourth of the second half followed by a bucket by Jones to pull within 58-50 with 6:23 left. Gaines simply answered with his fifth 3 of the game.

Georgia didn't hit another shot from the floor, setting up a frantic final minute.

Game 17 • Jan. 17, 2015

Vanderbilt 54
at Mississippi State 57

Starkville, Miss. (Humphrey Coliseum)

Vanderbilt 54 • 11-6, 1-3

##	Player		Total FG-FGA	3-Ptr FG-FGA	FT-FTA	Rebounds Off	Def	Tot	PF	TP	A	TO	Blk	Stl	Min
03	KORNET, Luke	f	2-4	1-2	0-0	0	1	1	3	5	0	0	1	1	19
11	ROBERSON, Jeff	f	1-4	0-0	0-0	1	1	2	4	2	0	1	0	0	12
30	JONES, Damian	c	9-13	0-0	3-11	2	6	8	3	21	0	0	0	1	35
04	BALDWIN IV, Wade	g	0-6	0-5	2-2	1	1	2	2	2	7	1	0	4	35
13	LACHANCE, Riley	g	4-13	2-7	2-2	1	4	5	4	12	1	0	0	0	36
00	MITCHELL, Shelton		1-2	0-0	0-0	1	0	1	1	2	0	2	0	0	19
05	FISHER-DAVIS, Matthe		2-7	2-6	0-0	0	0	0	2	6	0	1	0	1	19
35	SIAKAM, James		1-3	0-0	2-2	1	2	3	3	4	0	0	1	1	21
40	HENDERSON, Josh		0-0	0-0	0-0	0	0	0	0	0	0	0	0	0	4
	Team					3	3	6			2				
	Totals		20-52	5-20	9-17	10	18	28	22	54	8	7	2	8	200

FG % 1st Half: 9-23 39.1% 2nd half: 11-29 37.9% Game: 20-52 38.5%
3FG % 1st Half: 3-7 42.9% 2nd half: 2-13 15.4% Game: 5-20 25.0%
FT % 1st Half: 5-10 50.0% 2nd half: 4-7 57.1% Game: 9-17 52.9%

Deadball Rebounds: 3

Mississippi State 57 • 8-9, 1-3

##	Player		Total FG-FGA	3-Ptr FG-FGA	FT-FTA	Rebounds Off	Def	Tot	PF	TP	A	TO	Blk	Stl	Min
20	Gavin Ware	f	2-5	0-0	3-5	2	11	13	1	7	0	2	1	1	29
25	Roquez Johnson	f	2-7	0-0	4-5	3	2	5	3	8	0	1	0	2	30
15	I.J. Ready	g	4-7	1-3	2-2	0	5	5	1	11	2	7	0	0	30
23	Travis Daniels	g	2-3	1-2	0-0	1	1	2	2	5	0	0	1	0	17
32	Craig Sword	g	1-8	0-3	6-8	1	1	2	1	8	3	2	0	0	31
01	Fred Thomas		2-5	1-3	5-6	1	2	3	2	10	0	1	0	1	17
02	Demetrius Houston		0-2	0-0	0-0	1	1	2	3	0	0	0	1	0	14
03	Trivante Bloodman		1-3	0-1	0-1	0	0	0	1	2	1	2	0	0	10
33	Oliver Black		3-4	0-0	0-0	4	3	7	2	6	0	1	0	1	22
	Team					1	1	2			1				
	Totals		17-44	3-12	20-27	14	27	41	16	57	6	17	3	5	200

FG % 1st Half: 8-23 34.8% 2nd half: 9-21 42.9% Game: 17-44 38.6%
3FG % 1st Half: 0-5 0.0% 2nd half: 3-7 42.9% Game: 3-12 25.0%
FT % 1st Half: 2-5 40.0% 2nd half: 18-22 81.8% Game: 20-27 74.1%

Deadball Rebounds: 2

Officials: Mike Nance, Tim Gattis, Kevin Fehr
Technical fouls: Vanderbilt-None. Mississippi State-None.
Attendance: 6568

Score by periods	1st	2nd	Total
Vanderbilt	26	28	**54**
Mississippi State	18	39	**57**

Points	In Paint	Off T/O	2nd Chance	Fast Break	Bench
VU	28	16	6	4	12
MS	20	8	9	4	18

Last FG - VU 2nd-00:13, MS 2nd-01:12.
Largest lead - VU by 12 1st-01:20, MS by 7 2nd-10:36.

Score tied - 3 times.
Lead changed - 1 time.

STARKVILLE - I.J. Ready hit a 3-pointer and two free throws in the final 71 seconds to lead Mississippi State to a 57-54 win over Vanderbilt to snap its 16-game regular-season Southeastern Conference losing streak.

Ready led the Bulldogs (8-9, 1-3) with 11 points while Fred Thomas added 10.

Vanderbilt (11-6, 1-3) was paced by Damian Jones' 21 points. Riley LaChance had 12 for the Commodores, who dropped their third straight game.

Both teams struggled offensively at the start before Vanderbilt began to expand the lead thanks to Mississippi State turnovers.

After taking a 12-10 lead, the Commodores went on a 14-4 run and held their largest lead at 26-14 with two minutes left in the first half. The Bulldogs scored the final four points of the half and trailed 26-18 at halftime.

Vanderbilt shot just 39 percent in the first half and made 5 of 10 free throws. Mississippi State hit 35 percent from the field and had 11 first-half turnovers. The Bulldogs owned the backboards 23-11 in the first half.

Vanderbilt led 35-28 with 16 minutes left in the game before the Bulldogs went on a 14-0 run to take a 42-35 lead. Thomas and Gavin Ware combined for 12 of the 14 points during that run, including Thomas' first eight points of the game.

Ware finished with seven points and a game-high 13 rebounds. Oliver Black had six points and seven rebounds for Mississippi State, who controlled the boards 41-28, with 14 offensive rebounds.

Mississippi State shot 38.6 percent for the game but made 20 of 27 (74.1 percent) at the free throw line. Vanderbilt was held to 38.5 percent shooting and was just 5 of 20 beyond the arc. The Commodores also struggled at the line making 9 of 17.

"We're disappointed and they played with more urgency in the second half," Vanderbilt coach Kevin Stallings said. "I've got to figure out a way to get our guys to play more confidently. We're just not playing well right now and I am not sure what it is. But we've got to find a way to get it fixed. I thought Mississippi State was the aggressor and played harder than we did in the second half."

Game 18 • Jan. 20, 2015

Vanderbilt 57
at Kentucky 65

Lexington, Ky. (Rupp Arena)

Vanderbilt 57 • 11-7, 1-4

##	Player		Total FG-FGA	3-Ptr FG-FGA	FT-FTA	Rebounds Off	Def	Tot	PF	TP	A	TO	Blk	Stl	Min
03	Kornet, Luke	f	0-6	0-5	0-0	0	0	0	4	0	0	1	0	0	15
11	Roberson, Jeff	f	1-2	0-0	1-2	1	1	2	2	3	0	2	0	0	12
30	Jones, Damian	c	5-11	0-0	1-5	2	5	7	3	11	0	0	3	2	33
04	Baldwin IV, Wade	g	2-7	0-2	0-0	3	6	9	3	4	4	1	0	1	27
13	LaChance, Riley	g	6-8	3-4	1-1	0	3	3	1	16	1	4	0	0	36
00	Mitchell, Shelton		1-3	0-0	0-0	0	0	0	2	2	4	2	0	0	17
05	Fisher-Davis, Matthe		4-9	4-7	1-2	0	2	2	1	13	1	2	0	1	28
35	Siakam, James		1-3	0-0	2-2	0	1	1	2	4	0	2	0	2	19
40	Henderson, Josh		2-4	0-0	0-0	1	0	1	1	4	1	0	0	0	13
	Team					2	3	5				2			
	Totals		22-53	7-18	6-12	9	21	30	19	57	11	16	3	6	200

FG % 1st Half: 10-26 38.5% 2nd half: 12-27 44.4% Game: 22-53 41.5%
3FG % 1st Half: 2-7 28.6% 2nd half: 5-11 45.5% Game: 7-18 38.9%
FT % 1st Half: 4-8 50.0% 2nd half: 2-4 50.0% Game: 6-12 50.0%

Deadball Rebounds: 4

Kentucky 65 • 18-0, 5-0

##	Player		Total FG-FGA	3-Ptr FG-FGA	FT-FTA	Rebounds Off	Def	Tot	PF	TP	A	TO	Blk	Stl	Min
12	Towns, Karl-Anthony	f	1-4	0-0	2-2	2	2	4	4	4	0	1	7	1	18
15	Cauley-Stein, Willie	f	2-5	0-0	2-2	1	9	10	2	6	1	1	1	3	27
02	Harrison, Aaron	g	4-7	2-3	4-4	1	1	2	0	14	1	1	0	2	23
05	Harrison, Andrew	g	1-3	0-0	3-5	0	1	1	2	5	4	3	0	0	25
25	Hawkins, Dominique	g	1-1	1-1	0-0	0	0	0	0	3	0	1	0	0	7
00	Lee, Marcus		3-4	0-0	1-2	3	3	6	1	7	0	1	2	1	12
01	Booker, Devin		2-5	0-1	2-4	0	2	2	1	6	4	1	0	0	25
03	Ulis, Tyler		1-3	1-1	2-3	0	0	0	1	5	1	1	0	0	23
41	Lyles, Trey		2-5	0-0	1-4	0	3	3	3	5	1	2	0	0	20
44	Johnson, Dakari		3-9	0-0	4-6	3	1	4	0	10	1	1	1	1	20
	Team					0	1	1							
	Totals		20-46	4-6	21-32	10	23	33	14	65	13	13	11	8	200

FG % 1st Half: 11-22 50.0% 2nd half: 9-24 37.5% Game: 20-46 43.5%
3FG % 1st Half: 2-2 100.0 2nd half: 2-4 50.0% Game: 4-6 66.7%
FT % 1st Half: 9-14 64.3% 2nd half: 12-18 66.7% Game: 21-32 65.6%

Deadball Rebounds: 6,1

Officials: Joe DeRosa, Michael Roberts, Kipp Kissinger
Technical fouls: Vanderbilt-None. Kentucky-None.
Attendance: 24249

Score by periods	1st	2nd	Total
Vanderbilt	26	31	**57**
Kentucky	33	32	**65**

LEXINGTON- With Kentucky's slim lead threatened by a Vanderbilt squad that wouldn't go away, Aaron Harrison coolly stepped up to drain the clutch 3-pointer that has become a familiar sight for the top-ranked Wildcats.

Twin brother Andrew Harrison provided a little more cushion with a layup a minute later before Aaron sealed Kentucky's hard-fought 65-57 victory with two free throws that kept the Wildcats perfect on a night that featured plenty of blemishes.

All of those flaws were forgotten thanks to the Harrisons' 11 combined points down the stretch, with nine coming from Aaron.

Aaron Harrison, whose clutch 3s earned Kentucky three straight NCAA tournament wins last spring, finished with 14 points, all in the second half. Andrew Harrison added five points as Kentucky (18-0, 5-0 Southeastern Conference) survived its third tight game in five league contests.

Kentucky needed that resolve to put away Vanderbilt (11-7, 1-4).

The Wildcats didn't lead by double digits until early in the second half, and that 45-33 advantage lasted briefly as the Commodores began answering from the perimeter to stay within reach.

Five combined 3-pointers by Riley LaChance (16 points) and Matthew Fisher-Davis (13) helped Vanderbilt pull within 58-54 with 2:36 left. The Commodores never got closer as the Harrisons closed it out for the Wildcats.

Damian Jones had 11 points and seven rebounds for Vanderbilt, which shot 42 percent in losing its fourth straight and third in a row by a close margin. Fisher-Davis missed a 3-pointer with 15 seconds left and Wade Baldwin IV missed another jumper seconds later that Kentucky's Willie Cauley-Stein rebounded to seal the game.

"I thought we did some good things," Vanderbilt coach Kevin Stallings said. "We just didn't do quite enough. There's really no consolation in doing some good things and can't do enough to win. I thought we rebounded for the most part fairly effectively."

Game 19 • Jan. 24, 2015

LSU 79
at Vanderbilt (OT) 75

Nashville, Tenn. (Memorial Gym)

LSU 79 • 15-4, 4-2 SEC

##	Player		Total FG-FGA	3-Ptr FG-FGA	FT-FTA	Rebounds Off	Def	Tot	PF	TP	A	TO	Blk	Stl	Min
01	MARTIN, Jarell	f	6-14	0-1	7-10	7	5	12	3	19	3	8	0	3	42
25	MICKEY, Jordan	f	12-19	0-0	1-5	5	6	11	3	25	0	4	1	1	43
22	MALONE, Darcy	c	1-1	0-0	0-0	1	1	2	2	2	1	0	0	1	10
04	HORNSBY, Keith	g	4-10	3-5	0-0	0	4	4	1	11	1	1	1	0	41
05	GRAY, Josh	g	0-1	0-0	0-0	1	2	3	1	0	3	3	0	0	17
15	PATTERSON, Jalyn		3-8	2-6	2-2	1	3	4	1	10	3	0	0	1	33
20	BRIDGEWATER, Brian		0-1	0-0	0-0	0	1	1	1	0	0	0	0	0	4
55	QUARTERMAN, Tim		4-10	1-3	3-6	1	2	3	3	12	2	3	0	0	35
	Team					2	0	2							
	Totals		30-64	6-15	13-23	18	24	42	15	79	13	19	2	6	225

FG % 1st Half: 12-33 36.4% 2nd half: 15-25 60.0% OT: 3-6 50.0% Game: 30-64 46.9% Deadball Rebounds
3FG % 1st Half: 1-7 14.3% 2nd half: 5-8 62.5% OT: 0-0 0.0% Game: 6-15 40.0% 2
FT % 1st Half: 5-8 62.5% 2nd half: 4-9 44.4% OT: 4-6 66.7% Game: 13-23 56.5%

Vanderbilt 75 • 11-8, 1-5 SEC

##	Player		Total FG-FGA	3-Ptr FG-FGA	FT-FTA	Rebounds Off	Def	Tot	PF	TP	A	TO	Blk	Stl	Min
30	JONES, Damian	c	6-10	0-0	1-3	3	3	6	4	13	0	3	2	3	27
40	HENDERSON, Josh	c	1-3	0-1	0-0	1	1	2	2	2	1	0	1	1	15
04	BALDWIN IV, Wade	g	5-7	4-4	4-4	1	3	4	2	18	4	2	1	2	35
05	FISHER-DAVIS, Matthe	g	0-5	0-4	0-0	0	1	1	2	0	3	3	1	0	22
13	LACHANCE, Riley	g	2-10	0-3	4-4	0	5	5	1	8	6	0	0	0	39
00	MITCHELL, Shelton		2-9	0-2	0-0	0	0	0	1	4	3	1	0	0	17
03	KORNET, Luke		9-13	2-6	2-2	3	3	6	1	22	1	2	1	1	33
11	ROBERSON, Jeff		2-5	1-3	1-2	1	4	5	2	6	0	3	0	0	23
35	SIAKAM, James		0-1	0-0	2-2	1	4	5	5	2	0	2	1	2	14
	Team					2	0	2							
	Totals		27-63	7-23	14-17	12	24	36	20	75	18	16	7	9	225

FG % 1st Half: 14-31 45.2% 2nd half: 11-26 42.3% OT: 2-6 33.3% Game: 27-63 42.9% Deadball Rebounds
3FG % 1st Half: 5-16 31.3% 2nd half: 2-7 28.6% OT: 0-0 0.0% Game: 7-23 30.4% 3
FT % 1st Half: 2-3 66.7% 2nd half: 10-12 83.3% OT: 2-2 100.0% Game: 14-17 82.4%

Officials: Anthony Jordan, Brent Hampton, Marc Ellard
Technical fouls: LSU-None. Vanderbilt-None.
Attendance: 9392

Score by periods	1st	2nd	OT	Total
LSU	30	39	10	**79**
Vanderbilt	35	34	6	**75**

Points	In Paint	Off T/O	2nd Chance	Fast Break	Bench
LSU	36	19	19	4	22
VU	30	20	13	4	34

Last FG - LSU OT-01:55, VU OT-02:45.
Largest lead - LSU by 4 OT-03:59, VU by 8 2nd-17:25.
LSU led for 09:54. VU led for 29:49. Game was tied for 05:02.

Score tied - 9 times.
Lead changed - 15 times.

NASHVILLE - Tim Quarterman scored six of his 12 points in overtime, helping LSU rally and beat Vanderbilt 79-75 for their third overtime win this season.

LSU (15-4, 4-2 Southeastern Conference) trailed by as much eight in the second half before scoring the final three points of regulation, the last a free throw by Jordan Mickey with 1:07 left to force overtime. Quarterman then scored the first bucket in overtime, giving LSU its first lead since late in the first half.

The Commodores tied it for the ninth and last time at 73 on Riley LaChance's second straight jumper, and Quarterman answered with a jumper and two free throws to clinch LSU's fourth straight win over Vanderbilt.

Shelton Mitchell missed a tying jumper with 3.6 seconds, and the Commodores (11-8, 1-5) lost their fifth straight. Vanderbilt coach Kevin Stallings said he thought Mitchell might have drawn some contact on the shot.

"We got it six feet from the goal and pretty clean look," Stallings said. "Anytime you get a clean look, you can't argue."

Mickey finished with 25 points and 11 rebounds for LSU. Jarell Martin added 19 and 12 rebounds, Keith Hornsby 11 and Jalyn Patterson 10.

Luke Kornet led Vanderbilt with 22 points. Freshman Wade Baldwin IV had a career-best 18 points, and Damian Jones added 13.

Both teams had a chance to win in regulation.

With seven seconds left on the shot clock and 15.3 seconds left, Jones took a timeout. Martin threw the ball into the backcourt on the inbound pass, and Quarterman had to rush a jumper that hit off the left rim. Vanderbilt got the ball and took its own timeout, but LaChance's 3-pointer was short. Kornet was bumped trying to rebound the ball, and time expired.

In extra time, Quarterman scored on a jumper, followed by Martin's layup, to cap a 7-0 spurt including the last three points of regulation. The sophomore missed a pair of free throws with 19.3 seconds left, giving Vandy one last chance. But Mitchell's short jumper missed.

Vanderbilt led 35-30 at the break after a first half where the teams swapped the lead 14 times with six ties. The Commodores took the lead with back-to-back 3-pointers by Baldwin and Kornet for a 31-25 lead with 2:24 left in the first half.

In the second half, the Commodores led by as much as eight before LSU reeled them back in.

Game 20 • Jan. 27, 2015

Vanderbilt..... 62
at Georgia 70

Athens, Ga. (Stegeman Coliseum)

Vanderbilt 62 • 11-9 (1-6)

##	Player		Total FG-FGA	3-Ptr FG-FGA	FT-FTA	Rebounds Off	Def	Tot	PF	TP	A	TO	Blk	Stl	Min
03	KORNET, Luke	f	4-15	2-8	1-2	1	1	2	1	11	0	0	1	1	26
11	ROBERSON, Jeff	f	4-6	2-2	1-2	2	1	3	4	11	4	2	0	1	26
30	JONES, Damian	c	6-10	0-0	4-6	1	4	5	3	16	0	1	1	1	26
04	BALDWIN IV, Wade	g	2-7	0-2	3-4	1	1	2	4	7	4	1	0	3	29
13	LACHANCE, Riley	g	0-5	0-3	0-0	0	0	0	2	0	2	0	0	0	24
00	MITCHELL, Shelton		1-3	1-2	2-2	0	2	2	2	5	1	1	0	0	18
05	FISHER-DAVIS, Matthe		3-8	3-5	0-0	3	2	5	1	9	1	0	0	1	22
35	SIAKAM, James		0-0	0-0	0-0	1	2	3	3	0	0	0	1	1	16
40	HENDERSON, Josh		1-4	0-0	1-1	0	0	0	2	3	0	1	0	0	13
	Team					5	0	5				1			
	Totals		21-58	8-22	12-17	14	13	27	22	62	12	7	3	8	200

FG % 1st Half: 10-27 37.0% 2nd half: 11-31 35.5% Game: 21-58 36.2% Deadball Rebounds
3FG % 1st Half: 4-9 44.4% 2nd half: 4-13 30.8% Game: 8-22 36.4% 3,1
FT % 1st Half: 3-5 60.0% 2nd half: 9-12 75.0% Game: 12-17 70.6%

Georgia 70 • 14-5 (5-2)

##	Player		Total FG-FGA	3-Ptr FG-FGA	FT-FTA	Rebounds Off	Def	Tot	PF	TP	A	TO	Blk	Stl	Min
02	Thornton, Marcus	f	4-7	1-1	5-5	0	6	6	4	14	0	1	2	1	28
42	Djurisic, Nemanja	f	4-9	3-4	4-4	5	4	9	2	15	1	3	1	0	35
04	Mann, Charles	g	1-4	0-1	4-6	1	3	4	3	6	3	5	0	0	33
12	Gaines, Kenny	g	4-7	3-5	2-2	0	1	1	1	13	3	2	3	2	32
30	Frazier, J.J.	g	2-7	1-4	7-7	2	5	7	2	12	2	2	0	2	32
01	Maten, Yante		1-5	0-0	1-1	2	1	3	0	3	0	0	0	0	13
10	Echols, Taylor		1-2	1-2	0-0	0	1	1	1	3	0	0	0	0	15
11	Forte, Cameron		2-2	0-0	0-0	1	1	2	1	4	2	2	1	0	9
24	Kessler, Houston		0-0	0-0	0-0	0	0	0	3	0	0	1	0	0	3
	Team					1	3	4							
	Totals		19-43	9-17	23-25	12	25	37	17	70	11	16	7	5	200

FG % 1st Half: 11-27 40.7% 2nd half: 8-16 50.0% Game: 19-43 44.2% Deadball Rebounds
3FG % 1st Half: 7-12 58.3% 2nd half: 2-5 40.0% Game: 9-17 52.9% 0
FT % 1st Half: 2-2 100.0% 2nd half: 21-23 91.3% Game: 23-25 92.0%

Officials: Lee Cassell, James Breeding, Gerry Pollard
Technical fouls: Vanderbilt-None. Georgia-None.
Attendance: 7091
Flagrant 1 foul on Vanderbilt No. 40 at 8:02 first half.

Score by periods	1st	2nd	Total
Vanderbilt	27	35	**62**
Georgia	31	39	**70**

Points	In Paint	Off T/O	2nd Chance	Fast Break	Bench
VU	22	13	15	3	17
UGA	18	7	9	5	10

Last FG - VU 2nd-00:15, UGA 2nd-02:15.
Largest lead - VU by 4 1st-12:49, UGA by 14 2nd-07:27.

Score tied - 4 times.
Lead changed - 12 times.

ATHENS - Nemanja Djurisic scored 15 points, making 3 of 4 from 3-point range in the first half, and the Bulldogs won their fifth straight Southeastern Conference game with a 70-62 victory over Vanderbilt.

Marcus Thornton added 14 points for Georgia, while Kenny Gaines had 13 and J.J. Frazier 12.

The Bulldogs (14-5, 5-2 SEC) broke open a tight game with a 9-0 run early in the second half, capped by Yante Maten's three-point play. Led by Djurisic, Georgia got plenty of production in the first half with a different kind of trey, going 7 of 12 beyond the arc. The Bulldogs finished 9 of 17.

Vanderbilt (11-9, 1-6) lost its sixth straight since opening SEC play with a win over Auburn, shooting just 36 percent from the field. The Commodores got as close as four down the stretch before Georgia sealed the win at the free throw line, finishing 23 of 25.

Damian Jones led Vandy with 16 points.

"We really didn't do anything that was good enough to win the game," Commodores coach Kevin Stallings said. "We played hard, but we didn't shoot it well enough."

The first half featured 10 lead changes and a couple of ties, neither team getting up by more than six. Georgia settled for a 31-27 lead at the break.

The Commodores went ahead for the final time on Jeff Roberson's 3-pointer, which made it 36-35 with 17-1/2 minutes remaining.

Georgia took control from there. Frazier converted a three-point play, Gaines hit a 3 after stealing the ball from Josh Henderson, and Maten's basket and free throw pushed the Bulldogs ahead 44-36.

Vanderbilt missed five straight shots and turned it over three times, going nearly 5-1/2 minutes without scoring.

Georgia led by as many as 14 points.

SEC player of the week Frazier, coming off a career-best 37 points at Mississippi State, made only 2 of 7 from the field but was perfect on seven free throws.

Georgia swept the season series, also defeating Vanderbilt 70-67 in Nashville on Jan. 14.

Game 21 • Jan. 31, 2015

Vanderbilt..... 58
at Texas A&M..... 69

College Station, Texas (Reed Arena)

Vanderbilt 58 • 11-10,1-7 SEC

##	Player		Total FG-FGA	3-Ptr FG-FGA	FT-FTA	Rebounds Off	Def	Tot	PF	TP	A	TO	Blk	Stl	Min
03	KORNET, Luke	*	4-8	2-5	0-0	1	0	1	2	10	1	2	0	1	27
04	BALDWIN IV, Wade	*	5-9	2-3	0-0	0	2	2	2	12	5	3	0	1	27
11	ROBERSON, Jeff	*	1-5	0-1	2-2	2	5	7	5	4	1	1	1	0	25
13	LACHANCE, Riley	*	5-7	1-3	0-0	0	2	2	2	11	5	1	0	3	35
30	JONES, Damian	*	2-11	0-0	3-7	1	2	3	3	7	0	5	4	2	29
00	MITCHELL, Shelton		0-0	0-0	0-0	0	0	0	1	0	1	2	0	0	17
05	FISHER-DAVIS, Matthe		1-5	1-4	0-0	0	0	0	1	3	3	2	0	0	16
10	WATKINS, Nathan		0-0	0-0	0-0	0	0	0	0	0	0	0	0	0	0+
14	JOSEPHS, Carter		0-0	0-0	0-0	0	0	0	0	0	0	0	0	0	0+
35	SIAKAM, James		3-5	0-0	5-8	0	3	3	3	11	1	0	1	3	24
	Team					2	3	5							
	Totals		21-50	6-16	10-17	6	17	23	19	58	17	16	6	10	200

FG % 1st Half: 9-25 36.0% 2nd half: 12-25 48.0% Game: 21-50 42.0% Deadball Rebounds
3FG % 1st Half: 2-6 33.3% 2nd half: 4-10 40.0% Game: 6-16 37.5% 4,1
FT % 1st Half: 3-7 42.9% 2nd half: 7-10 70.0% Game: 10-17 58.8%

Texas A&M 69 • 15-5, 6-2 SEC

##	Player		Total FG-FGA	3-Ptr FG-FGA	FT-FTA	Rebounds Off	Def	Tot	PF	TP	A	TO	Blk	Stl	Min
05	Jordan Green	*	4-5	0-0	2-4	0	1	1	0	10	1	1	0	0	30
12	Jalen Jones	*	5-11	0-0	5-8	0	4	4	3	15	3	3	0	3	31
14	Kourtney Roberson	*	1-3	0-0	0-0	1	10	11	3	2	1	0	3	1	26
21	Alex Caruso	*	5-8	2-3	2-2	1	7	8	3	14	10	4	0	4	34
22	Peyton Allen	*	1-3	1-3	0-0	1	0	1	0	3	0	0	0	0	9
03	Alex Robinson		1-4	0-0	0-0	0	1	1	0	2	2	2	0	0	15
04	Tavario Miller		0-0	0-0	0-0	0	0	0	4	0	0	0	0	0	8
10	Tonny Trocha-Morelos		1-3	0-0	2-4	1	3	4	1	4	0	0	0	0	13
15	Davonte Fitzgerald		2-2	2-2	0-0	0	0	0	0	6	0	1	0	0	5
23	Danuel House		5-8	2-4	1-3	1	0	1	2	13	2	3	0	2	29
25	Kyle Dobbins		0-0	0-0	0-0	0	0	0	0	0	0	1	0	0	0+
	Team					1	0	1							
	Totals		25-47	7-12	12-21	6	26	32	16	69	19	15	3	10	200

FG % 1st Half: 15-26 57.7% 2nd half: 10-21 47.6% Game: 25-47 53.2% Deadball Rebounds
3FG % 1st Half: 4-7 57.1% 2nd half: 3-5 60.0% Game: 7-12 58.3% 7
FT % 1st Half: 5-8 62.5% 2nd half: 7-13 53.8% Game: 12-21 57.1%

Officials: Joe Lindsay, Rick Hartzell, Kevin Fehr
Technical fouls: Vanderbilt-None. Texas A&M-None.
Attendance: 12722

Score by periods	1st	2nd	Total
Vanderbilt	23	35	**58**
Texas A&M	39	30	**69**

Points	In Paint	Off T/O	2nd Chance	Fast Break	Bench
VU	26	10	1	10	14
TAMU	30	18	4	18	25

Last FG - VU 2nd-00:17, TAMU 2nd-00:30.
Largest lead - VU None, TAMU by 16 1st-04:57.

Score tied - 0 times.
Lead changed - 0 times.

COLLEGE STATION - Texas A&M won its sixth straight game with a 69-58 victory over Vanderbilt to move into second place in the Southeastern Conference standings.

Jalen Jones scored 15 points and Alex Caruso added 14 points with 10 assists in the win.

Texas A&M (15-5, 6-2) led from start to finish and maintained a double-digit lead for most of the game. But an 11-3 run by the Commodores got them within 59-52 with about seven minutes left. That run was powered by three 3-pointers, capped by Luke Kornet's 3 from the corner under heavy pressure.

A&M scored three quick points to end the run and push the lead back to 10 and hold on for the victory

Wade Baldwin IV's 12 points led Vanderbilt (11-10, 1-7), which has dropped seven in a row.

The Aggies got a big game from their reserves, with their bench outscoring Vanderbilt's 25-14, led by 13 points from Danuel House. House normally starts, but was benched on Saturday for showing up late to something. Kennedy said he'll be back in the starting lineup in the next game.

Vanderbilt trailed by 16 at halftime before opening the second half with an 8-1 run to get within 40-31. Caruso gave A&M its first field goal of the second half with a 3-pointer after that to start a 12-6 run that extended the lead to 52-37 with about 12 minutes left.

A highlight of the game came when House was fouled on a 3-pointer, but made it anyway and added the free throw to push A&M's advantage to 56-41 with 10 minutes remaining.

Kourtney Roberson led the Aggies with 11 rebounds and Caruso had eight, to finish just two rebounds shy of a triple double. He also topped the team with four steals.

The Aggies jumped out to a 13-0 lead punctuated by a dunk by Jordan Green. The Commodores missed their first eight shots, including five layups, and had three turnovers to help A&M build the early lead.

Vanderbilt finally got on the board on a dunk by James Siakam with less than 15 minutes remaining in the first half.

Matthew Fisher-Davis followed that shot with a 3-pointer, but A&M then used a 9-2 run to extend the lead to 22-7 midway through the first half.

Texas A&M was up by 16 points later in the half when the Commodores used a 10-3 spurt to cut the lead to 31-22 with two minutes left in the half. Damian Jones led the way with five points, including two dunk, in that stretch.

Game 22 • Feb. 3, 2015

Florida 61
at Vanderbilt 67

Nashville, Tenn. (Memorial Gym)

Florida 61 • 12-10, 5-4 SEC

##	Player		Total FG-FGA	3-Ptr FG-FGA	FT-FTA	Rebounds Off	Def	Tot	PF	TP	A	TO	Blk	Stl	Min
10	Finney-Smith, Dorian	f	2-6	0-1	0-0	2	2	4	5	4	0	0	1	1	27
21	Horford, Jon	c	0-1	0-0	4-4	3	1	4	2	4	0	0	0	0	20
00	Hill, Kasey	g	2-7	0-1	1-2	1	1	2	3	5	1	1	0	0	20
01	Carter, Eli	g	5-17	2-9	0-0	0	3	3	2	12	1	0	0	1	29
20	Frazier, Michael	g	6-10	4-6	5-5	1	4	5	3	21	1	4	0	6	34
03	Robinson, Devin		1-6	0-0	0-2	0	1	1	1	2	0	0	0	0	13
05	Murphy, Alex		3-5	0-1	0-0	1	2	3	5	6	0	1	1	0	14
11	Chiozza, Chris		0-1	0-1	2-2	0	1	1	1	2	4	2	0	1	19
23	Walker, Chris		0-0	0-0	0-0	0	1	1	3	0	0	0	0	0	9
30	Kurtz, Jacob		2-4	0-0	1-1	0	1	1	1	5	0	0	0	1	15
	Team					1	0	1							
	Totals		21-57	6-19	13-16	9	17	26	26	61	7	8	2	10	200

FG % 1st Half: 9-28 32.1% 2nd half: 12-29 41.4% Game: 21-57 36.8%
3FG % 1st Half: 1-8 12.5% 2nd half: 5-11 45.5% Game: 6-19 31.6%
FT % 1st Half: 4-4 100.0 2nd half: 9-12 75.0% Game: 13-16 81.3%

Deadball Rebounds 1

Vanderbilt 67 • 12-10, 2-7 SEC

##	Player		Total FG-FGA	3-Ptr FG-FGA	FT-FTA	Rebounds Off	Def	Tot	PF	TP	A	TO	Blk	Stl	Min
11	ROBERSON, Jeff	f	3-4	0-0	2-6	3	1	4	3	8	3	1	0	1	32
35	SIAKAM, James	f	1-1	0-0	10-11	5	6	11	2	12	2	1	5	1	36
30	JONES, Damian	c	4-8	0-0	5-10	2	5	7	1	13	1	1	4	0	35
04	BALDWIN IV, Wade	g	2-10	1-4	6-7	0	5	5	2	11	5	6	0	3	35
13	LACHANCE, Riley	g	4-10	4-7	3-4	1	5	6	4	15	0	5	0	1	28
00	MITCHELL, Shelton		1-3	0-2	0-0	0	2	2	1	2	0	4	0	0	12
03	KORNET, Luke		0-0	0-0	2-2	0	1	1	2	2	1	0	0	0	9
05	FISHER-DAVIS, Matthe		1-4	1-3	1-2	0	0	0	1	4	0	0	0	0	13
	Team					2	4	6							
	Totals		16-40	6-16	29-42	13	29	42	16	67	12	18	9	6	200

FG % 1st Half: 9-22 40.9% 2nd half: 7-18 38.9% Game: 16-40 40.0%
3FG % 1st Half: 2-7 28.6% 2nd half: 4-9 44.4% Game: 6-16 37.5%
FT % 1st Half: 11-18 61.1% 2nd half: 18-24 75.0% Game: 29-42 69.0%

Deadball Rebounds 7

Officials: Antinio Petty, Anthony Jordan, Willi CJ Washington
Technical fouls: Florida-None. Vanderbilt-None.
Attendance: 9815

Score by periods	1st	2nd	Total
Florida	23	38	**61**
Vanderbilt	31	36	**67**

Points	In Paint	Off T/O	2nd Chance	Fast Break	Bench
UF	24	14	10	10	15
VU	18	9	14	6	8

Last FG - UF 2nd-02:45, VU 2nd-01:36.
Largest lead - UF None, VU by 15 1st-12:22.
UF led for 00:00. VU led for 37:42. Game was tied for 01:36.

Score tied - 0 times.
Lead changed - 0 times.

NASHVILLE - The Vanderbilt Commodores flipped the calendar and have forgotten all about January, right along with their seven-game skid.

James Siakam scored 12 points, grabbed 11 rebounds and blocked five shots as Vanderbilt snapped that Southeastern Conference skid by beating Florida 67-61.

"Undefeated for February," Vanderbilt freshman guard Wade Baldwin IV said. "I don't even know what happened in January."

The Commodores (12-10, 2-7) got their first win since Jan. 6, opening the game by scoring the first 15 points and they never trailed. They held off Florida down the stretch, outrebounding them 42-26 and outshooting the Gators at the free throw line where they hit 18 of 24 in the second half alone. Vanderbilt coach Kevin Stallings said he was happy for his Commodores who had kept working and come so close losing five of those seven games by single digits with five losses on the road.

"I'm happy they get to experience this again, and obviously it's been too long coming as far as we're concerned," Stallings said. "To their credit, their attitude's been great, their efforts have been really, really good almost all the time."

Riley LaChance scored 15 points for Vanderbilt, and Damian Jones added 13. Baldwin finished with 11.

The Gators (12-10, 5-4) now have lost four of their last six in a season much different from a year ago when they went to the Final Four and were perfect in league play.

"Sometimes it takes going through a season like this to understand how far we have to go as a team and how far they have to go as individuals," Florida coach Billy Donovan said.

Michael Frazier II scored a game-high 21 points for Florida, and Eli Carter added 12.

Vanderbilt led 31-23 at halftime. Frazier, scoring 14 of his points in the second half, kept the Gators close, and they got within three a couple times, the last when Carter followed his 3-pointer with a jumper to get within 54-51 with 6:52 left. LaChance hit his fourth 3-pointer, and Baldwin added three free throws to push the lead back out.

"We just didn't have it tonight, and I don't know why," Donovan said. "If I could know the answer to that, it'd be a lot easier."

Game 23 • Feb. 7, 2015

South Carolina 50
at Vanderbilt 65

Nashville, Tenn. (Memorial Gym)

South Carolina 50 • 11-11, 2-8 SEC

##	Player		Total FG-FGA	3-Ptr FG-FGA	FT-FTA	Rebounds Off	Def	Tot	PF	TP	A	TO	Blk	Stl	Min
14	CHATKEVICIUS, L.	f	1-7	0-2	0-0	0	3	3	1	2	0	1	1	1	20
24	CARRERA, Michael	f	1-2	0-1	3-3	1	1	2	2	5	0	1	0	1	10
00	THORNWELL, Sindarius	g	3-7	1-5	5-6	0	0	0	4	12	2	2	0	0	31
04	JOHNSON, Tyrone	g	2-8	0-3	2-2	0	2	2	1	6	3	3	0	0	32
10	NOTICE, Duane	g	4-6	2-3	0-0	0	1	1	4	10	0	1	0	0	23
01	STROMAN, Marcus		1-3	0-1	1-2	0	4	4	3	3	5	1	0	1	22
21	HENRY, Demetrius		1-2	0-0	0-0	0	1	1	3	2	0	1	0	1	21
25	KACINAS, Mindaugas		2-4	0-1	0-0	1	3	4	1	4	0	1	0	0	26
35	STEELE, Brian		2-4	2-3	0-0	1	0	1	4	6	0	1	0	0	15
	Team					1	1	2							
	Totals		17-43	5-19	11-13	4	16	20	23	50	10	12	1	4	200

FG % 1st Half: 10-21 47.6% 2nd half: 7-22 31.8% Game: 17-43 39.5%
3FG % 1st Half: 3-10 30.0% 2nd half: 2-9 22.2% Game: 5-19 26.3%
FT % 1st Half: 3-4 75.0% 2nd half: 8-9 88.9% Game: 11-13 84.6%

Deadball Rebounds 1,1

Vanderbilt 65 • 13-10, 3-7 SEC

##	Player		Total FG-FGA	3-Ptr FG-FGA	FT-FTA	Rebounds Off	Def	Tot	PF	TP	A	TO	Blk	Stl	Min
11	ROBERSON, Jeff	f	0-2	0-0	3-6	2	5	7	3	3	1	0	0	0	33
35	SIAKAM, James	f	5-7	0-0	6-7	5	5	10	1	16	0	2	2	2	30
30	JONES, Damian	c	4-5	0-0	1-1	1	1	2	3	9	1	2	1	0	24
04	BALDWIN IV, Wade	g	3-4	1-2	5-7	0	3	3	3	12	2	1	0	2	25
13	LACHANCE, Riley	g	6-16	3-9	4-4	0	3	3	0	19	2	3	0	3	39
03	KORNET, Luke		1-5	1-4	2-2	1	2	3	1	5	4	2	0	1	25
05	FISHER-DAVIS, Matthe		0-3	0-2	1-2	1	2	3	1	1	1	0	0	0	11
10	WATKINS, Nathan		0-0	0-0	0-0	0	0	0	0	0	0	0	0	0	0+
12	MCGLOIN, Philip		0-0	0-0	0-0	0	1	1	0	0	0	0	0	0	0+
14	JOSEPHS, Carter		0-0	0-0	0-0	0	1	1	2	0	4	0	0	0	13
34	MOATS, Shelby		0-0	0-0	0-0	0	0	0	0	0	0	0	0	0	0+
40	HENDERSON, Josh		0-0	0-0	0-0	0	0	0	0	0	0	0	0	0	0+
	Team					0	0	0							
	Totals		19-42	5-17	22-29	10	23	33	14	65	15	10	3	8	200

FG % 1st Half: 8-21 38.1% 2nd half: 11-21 52.4% Game: 19-42 45.2%
3FG % 1st Half: 1-7 14.3% 2nd half: 4-10 40.0% Game: 5-17 29.4%
FT % 1st Half: 5-8 62.5% 2nd half: 17-21 81.0% Game: 22-29 75.9%

Deadball Rebounds 3

Officials: John Hampton, Tony Henderson, Tim Gattis
Technical fouls: South Carolina-None. Vanderbilt-None.
Attendance: 9259

Score by periods	1st	2nd	Total
South Carolina	26	24	**50**
Vanderbilt	22	43	**65**

Points	In Paint	Off T/O	2nd Chance	Fast Break	Bench
SC	16	11	4	2	15
VU	28	11	7	3	6

Last FG - SC 2nd-06:42, VU 2nd-03:38.
Largest lead - SC by 12 2nd-14:51, VU by 15 2nd-00:19.

Score tied - 2 times.
Lead changed - 4 times.

NASHVILLE - James Siakam energized a Vanderbilt comeback over South Carolina - the senior forward from Cameroon scored 16 points and grabbed 10 rebounds, leading the Commodores to a 65-50 win as the Commodores rallied from a 12-point second-half deficit at Memorial Gym.

The Commodores (13-10, 3-7 SEC) trailed 41-29 with 13:46 left before rallying.

An 18-0 run triggered the comeback for Vanderbilt, which has won two straight since ending a seven-game losing streak in Tuesday's win over Florida.

Siakam made a crucial three-point play with a dunk and a foul shot midway through the 18-0 run.

Riley LaChance started off slowly, but ended up leading the Commodores with 19 points.

The freshman guard made back-to-back 3-pointers to give Vanderbilt a 45-43 lead with 8:25 left.

South Carolina (11-11, 2-8) has lost six of its last seven games.

Wade Baldwin IV added 12 points for the Commodores.

Sindarius Thornwell led the Gamecocks with 12 points and Duane Notice added 10.

South Carolina has lost 20 of its last 21 SEC road games, including a 0-5 record this season.

Matthew Fisher-Davis' free throw gave Vanderbilt an 11-4 lead with 12:26 left in the first half as South Carolina missed five of its first six shots from the floor.

The Gamecocks answered with a 12-2 run to take a 16-13 lead on Marcus Stroman's free throw with 5:33 left in the first half.

Brian Steele's 3-pointer with two seconds left gave South Carolina a 26-22 halftime lead.

South Carolina scored the first seven points of the second half, expanding its lead to 33-22 on Duane Notice's layup.

Injuries have reduced the Gamecocks' roster to 10 healthy players, but their bench still managed to outscore the Commodores 15-6.

Vanderbilt point guard Shelton Mitchell, who suffered a concussion in Thursday's practice, didn't dress for the game. Mitchell (4.6 ppg, 3 apg) has started 11 games.

South Carolina's last win in Nashville was in March, 2010.

Game 24 • Feb. 11, 2015

Tennessee 76
at Vanderbilt (OT) 73

Nashville, Tenn. (Memorial Gym)

Tennessee 76 • 14-9, 6-5 SEC

##	Player		Total FG-FGA	3-Ptr FG-FGA	FT-FTA	Rebounds Off	Def	Tot	PF	TP	A	TO	Blk	Stl	Min
04	Moore,Armani	f	5-13	0-1	3-6	1	1	2	2	13	3	1	2	2	36
24	Carmichael,Willie	f	1-2	0-0	0-0	1	1	2	4	2	0	2	0	0	14
00	Punter,Kevin	g	3-8	1-3	3-3	0	0	0	4	10	2	3	1	1	35
01	Richardson,Josh	g	10-18	3-8	4-4	2	5	7	1	27	4	3	0	2	42
03	Hubbs III,Robert	g	4-8	1-3	0-0	2	5	7	4	9	1	2	1	0	34
11	Owens,Tariq		0-0	0-0	0-0	0	0	0	2	0	0	0	0	0	7
15	Mostella,Detrick		0-4	0-3	0-0	0	0	0	0	0	0	0	0	2	15
23	Reese,Derek		5-6	2-2	0-0	1	7	8	3	12	2	2	1	1	34
34	Baulkman,Devon		1-2	1-1	0-0	1	1	2	2	3	0	0	0	0	8
	Team					1	0	1							
	Totals		29-61	8-21	10-13	9	20	29	22	76	12	13	5	8	225

FG % 1st Half: 14-24 58.3% 2nd half: 13-32 40.6% OT: 2-5 40.0% Game: 29-61 47.5%
3FG % 1st Half: 5-9 55.6% 2nd half: 2-11 18.2% OT: 1-1 100.0 Game: 8-21 38.1%
FT % 1st Half: 2-2 100.0 2nd half: 4-5 80.0% OT: 4-6 66.7% Game: 10-13 76.9%

Deadball Rebounds 1,1

Vanderbilt 73 • 13-11, 3-8 SEC

##	Player		Total FG-FGA	3-Ptr FG-FGA	FT-FTA	Rebounds Off	Def	Tot	PF	TP	A	TO	Blk	Stl	Min
11	ROBERSON, Jeff	f	4-4	1-1	3-4	0	3	3	4	12	2	1	0	2	29
35	SIAKAM, James	f	6-10	0-0	2-5	3	4	7	3	14	0	1	3	2	34
30	JONES, Damian	c	6-9	0-0	4-9	4	5	9	1	16	1	2	2	0	38
04	BALDWIN IV, Wade	g	3-9	1-2	2-4	1	3	4	5	9	7	3	0	2	44
13	LACHANCE, Riley	g	1-8	1-7	3-4	1	3	4	1	6	3	3	0	1	42
03	KORNET, Luke		2-4	0-0	3-4	0	3	3	0	7	2	4	0	0	18
05	FISHER-DAVIS, Matthe		3-7	3-7	0-0	0	1	1	0	9	1	1	1	0	18
14	JOSEPHS, Carter		0-0	0-0	0-0	0	1	1	0	0	0	0	0	0	2
34	MOATS, Shelby		0-0	0-0	0-0	0	0	0	0	0	0	0	0	0	0+
	Team					1	2	3				1			
	Totals		25-51	6-17	17-30	10	25	35	14	73	16	16	6	7	225

FG % 1st Half: 12-26 46.2% 2nd half: 10-18 55.6% OT: 3-7 42.9% Game: 25-51 49.0%
3FG % 1st Half: 5-9 55.6% 2nd half: 1-5 20.0% OT: 0-3 0.0% Game: 6-17 35.3%
FT % 1st Half: 3-7 42.9% 2nd half: 14-23 60.9% OT: 0-0 0.0% Game: 17-30 56.7%

Deadball Rebounds 8

Officials: Tony Greene, Joe DeRosa, Doug Sirmons
Technical fouls: Tennessee-None. Vanderbilt-None.
Attendance: 11892

Score by periods	1st	2nd	OT	Total
Tennessee	35	32	9	**76**
Vanderbilt	32	35	6	**73**

Points	In Paint	Off T/O	2nd Chance	Fast Break	Bench
UT	30	19	10	10	15
VU	36	16	9	8	16

Last FG - UT OT-02:51, VU OT-01:58.
Largest lead - UT by 5 2nd-19:44, VU by 6 1st-13:55.
UT led for 21:28. VU led for 17:32. Game was tied for 05:52.

Score tied - 7 times.
Lead changed - 15 times.

NASHVILLE - Robert Hubbs III figured the Vanderbilt Commodores would try to defend against a 3-pointer at the end of regulation. So Tennessee's sophomore guard just took the ball all the way to the basket.

He banked in a layup that beat the buzzer and forced overtime.

"I just didn't want to settle," Hubbs said. "And I drove it and made the play."

Then Kevin Punter hit two free throws with 1:18 left in overtime, giving Tennessee the lead for good as the Volunteers rallied and beat Vanderbilt 76-73.

With the win, the Volunteers (14-9, 6-5 Southeastern Conference) snapped a two-game skid and finally showed they can close out an opponent after they failed to tie or take the lead in the final minute in their last three losses. This time, they trailed 65-60 with 16.4 seconds left in regulation before Hubbs dribbled up-court and banked in a bucket that forced overtime.

Then Josh Richardson opened overtime with a 3-pointer capping a 10-2 spurt by Tennessee.

Vanderbilt (13-11, 3-8 SEC) missed its chance at a third straight win, going 3 of 6 at the free throw line in the final seconds of regulation. They also led 73-72 with 1:57 left in overtime after a layup by James Siakam but didn't score again. Riley LaChance had one final chance to force a second overtime, but his 3 hit off the backboard in the final seconds.

"That was tough to swallow," Vanderbilt coach Kevin Stallings said. "I thought we executed poorly at the end and in overtime. The story of the game was our missed free throws, especially toward the end of the game."

Richardson finished with 27 points. Armani Moore added 13 points, Derek Reese tied his career-high with 12 points, and Punter had 10.

Damian Jones led Vanderbilt with 16 points. Siakam had 14 and Jeff Roberson added 12.

This game lived up to the rivalry as neither team led by more than six points. They swapped the lead 15 times overall, and Tennessee closed the half on an 8-2 run for a 35-32 lead at the break.

Game 25 • Feb. 14, 2015

Vanderbilt..... 76
at Alabama..... 68

Tuscaloosa, Ala. (Coleman Coliseum)

Vanderbilt 76 • 14-11, 4-8

			Total	3-Ptr		Rebounds									
##	Player		FG-FGA	FG-FGA	FT-FTA	Off	Def	Tot	PF	TP	A	TO	Blk	Stl	Min
11	ROBERSON, Jeff	f	0-2	0-1	0-2	0	1	1	2	0	0	0	1	0	17
35	SIAKAM, James	f	1-3	0-0	7-8	2	4	6	4	9	0	1	2	0	23
30	JONES, Damian	c	7-11	0-0	6-9	1	6	7	2	20	0	1	0	0	29
04	BALDWIN IV, Wade	g	2-6	0-4	6-6	0	4	4	2	10	6	1	0	2	33
13	LACHANCE, Riley	g	3-6	2-3	4-4	0	0	0	3	12	0	2	0	1	33
03	KORNET, Luke		4-5	1-1	3-4	0	4	4	1	12	0	1	2	0	25
05	FISHER-DAVIS, Matthe		4-9	3-6	2-2	0	5	5	0	13	3	0	0	0	30
14	JOSEPHS, Carter		0-0	0-0	0-0	0	1	1	2	0	1	0	0	0	8
40	HENDERSON, Josh		0-2	0-0	0-0	0	0	0	1	0	0	0	0	0	2
	Team					2	0	2							
	Totals		21-44	6-15	28-35	5	25	30	17	76	10	6	5	3	200

FG %	1st Half:	9-21	42.9%	2nd half:	12-23	52.2%	Game: 21-44	47.7%
3FG %	1st Half:	3-8	37.5%	2nd half:	3-7	42.9%	Game: 6-15	40.0%
FT %	1st Half:	11-16	68.8%	2nd half:	17-19	89.5%	Game: 28-35	80.0%

Deadball Rebounds
1

Alabama 68 • 15-10, 5-7

			Total	3-Ptr		Rebounds									
##	Player		FG-FGA	FG-FGA	FT-FTA	Off	Def	Tot	PF	TP	A	TO	Blk	Stl	Min
10	Taylor, Jimmie	f	2-3	0-0	3-4	4	2	6	3	7	1	0	2	0	19
11	Hale, Shannon	f	4-10	2-3	0-0	2	4	6	1	10	1	2	0	0	21
05	Coleman, Justin	g	2-6	2-6	1-2	0	0	0	1	7	1	1	0	0	13
20	Randolph, Levi	g	5-10	2-4	3-4	1	6	7	2	15	2	0	0	1	36
21	Cooper, Rodney	g	2-8	1-3	2-2	1	1	2	4	7	2	0	0	0	37
01	Norris, Riley		2-6	1-3	0-1	0	8	8	5	5	1	1	0	0	25
03	Kessens, Michael		1-4	0-0	2-2	4	1	5	4	4	1	1	0	0	17
23	Mitchell, Devin		1-2	1-2	0-0	0	0	0	0	3	0	0	0	0	3
32	Obasohan, Retin		4-9	2-3	0-2	0	2	2	4	10	2	2	1	3	29
	Team					2	0	2							
	Totals		23-58	11-24	11-17	14	24	38	24	68	11	7	3	4	200

FG %	1st Half:	11-30	36.7%	2nd half:	12-28	42.9%	Game: 23-58	39.7%
3FG %	1st Half:	4-11	36.4%	2nd half:	7-13	53.8%	Game: 11-24	45.8%
FT %	1st Half:	7-9	77.8%	2nd half:	4-8	50.0%	Game: 11-17	64.7%

Deadball Rebounds
2

Officials: Anthony Jordan, Ron Groover, Brian Shey
Technical fouls: Vanderbilt-None. Alabama-Kessens, Michael.
Attendance: 11501

Score by periods	1st	2nd	Total
Vanderbilt	32	44	**76**
Alabama	33	35	**68**

Points	In Paint	Off T/O	2nd Chance	Fast Break	Bench
VU	24	10	9	2	25
UA	18	2	18	0	22

Last FG - VU 2nd-00:59, UA 2nd-01:34.
Largest lead - VU by 8 2nd-00:25, UA by 5 1st-16:24.

Score tied - 6 times.
Lead changed - 11 times.

TUSCALOOSA - Damian Jones scored 20 points to lead five scorers in double figures and the Commodores beat Alabama 76-68 on to rebound strongly from a mid-week loss to rival Tennessee.

Vanderbilt (14-11, 4-8 Southeastern Conference) had been 0-5 in SEC road games, but took over a tight game in the final 4 minutes. They've won three of four since a seven-game losing streak.

Matthew Fisher-Davis scored 13 points and hit three 3-pointers for Vanderbilt. Luke Kornet and Riley LaChance each scored 12 while Wade Baldwin IV had 10 points and six assists.

The Tide (15-10, 5-7) faded down the stretch after coming in with a 12-2 record at Coleman Coliseum.

Alabama's Levi Randolph was scoreless for the first 26 minutes but finished with 15 points and seven rebounds. Shannon Hale and Retin Obasohan scored 10 points apiece.

LaChance's 3-pointer with 3:49 left gave Vandy the lead for good.

Vanderbilt made 28 of 35 free throws (80 percent) while Alabama was 11 of 17 (64.7 percent). That countered the Tide's 11-of-24 performance from 3-point range.

Kornet's bank shot tied it at 56 with 5:55 left and the teams proceeded to have two ties and five lead changes over the next two minutes.

Vanderbilt's James Siakam had a block, two offensive rebounds and two made free throws in less than a minute. Jones then hit a basket and drew Riley Norris's fifth foul with 1:45 left. He made the free throw for a 69-63 lead that matched Vandy's biggest at that point.

Hale responded with a quick 3-pointer for Alabama but Vanderbilt ran the shot clock almost all the way down before LaChance made a runner.

Baldwin all but iced it after that with a pair of free throws for a 73-66 lead with 43 seconds left.

Vanderbilt had wiped four points off a 33-28 deficit in the final two seconds of the first half. Michael Kessens drew a technical foul after `Bama was called for a foul and LaChance and Baldwin each made two free throws.

The Last Time...

VANDERBILT
Individuals

Scoring:
Scored 25 points – Riley LaChance (26), vs. Western Carolina, 12/16/14
Scored 30 points –Jeffery Taylor (30), at Davidson, 12/7/2011
Scored 35 points – Billy McCaffrey (35), vs. Georgia, 2/24/1993
Scored 40 points – Shan Foster (42) vs. Mississippi State, 3/5/2008

Two Players Had 20 Points – Riley LaChance (26), James Siakam (20) vs. Western Carolina, 12/16/14
Three Players Had 20 Points – Derrick Byars (28), Shan Foster (21) and Ross Neltner (20) vs. Toledo, 12/2/2006

Scored 20 Points in Two Straight Games – Riley LaChance vs. Purdue (26) 12/13/16, vs. Western Carolina (26) 12/16/14

Scored 20 Points in Three Straight Games – John Jenkins at Ole Miss (26), 2/16/2012, at Georgia (28), 2/19/2012, vs. S. Carolina (21), 2/22/2012

Scored 20 Points in Four Straight Games – John Jenkins vs. Monmouth (25), 11/25/11, vs. Xavier (20), 11/28/11, at Louisville (27), 12/2/2011, at Davidson (22), 12/7/2011

Scored 20 Points in Five Straight Games – Shan Foster vs. Georgia (29), 2/23/2008; vs. Tennessee (32), 2/26/2008; at Arkansas (22), 3/1/2008; vs. Mississippi State (42), 3/5/2008; at Alabama (21), 3/8/2008

Scored 20 Points in Six Straight Games – Shan Foster vs. Georgia (29), 2/23/2008; vs. Tennessee (32), 2/26/2008; at Arkansas (22), 3/1/2008; vs. Mississippi State (42), 3/5/2008; at Alabama (21), 3/8/2008; vs. Auburn (26), 3/13/2008

Five Players Scored in Double Figures – Damian Jones (20), Matthew Fisher-Davis (13), Luke Kornet (12), Riley LaChance (12), and Wade Baldwin IV (10), at Alabama, 2/14/2015

Six Players Scored in Double Figures – Jeffery Taylor (16), George Drake (14),Jermaine Beal (12), Festus Ezeli (11), Brad Tinsley (11), and A.J. Ogilvy (10) vs. Central Arkansas, 11/26/2008

Four Players with 15 or more points – Jeffery Taylor (20), John Jenkins (17), Brad Tinsley (16), Lance Goulbourne (16), Festus Ezeli (15) at LSU, 2/26/2011

Double-Doubles:
Double-Double –James Siakam (16 points, 10 rebounds) vs. S. Carolina, 2/7/2015
20-10 game – Damian Jones (24 points, 12 rebounds), vs. Trevecca, 11/16/2014
30-10 game – A.J. Ogilvy (33 points, 10 rebounds) vs. Oregon, 11/11/2011
Back-to-back 20-10 games – Matt Freije vs. South Carolina (26 points, 11 rebounds) 1/28/04; vs. Kentucky (20 points, 11 rebounds) 1/31/04
Double-Double in Points and Rebounds – James Siakam (16 points, 10 rebounds) vs. S. Carolina , 2/7/2015
Double-Double in Points and Assists –Kyle Fuller (12 points, 10 assists) vs. Tennessee, 2/5/2014
Double-Double in Points and Blocks – Never
Double-Double in Points and Steals – Never

Double-Double in Two Consecutive games – James Siakam vs. Florida (12 points, 11 rebounds) 2/3/2015, vs. S. Carolina (16 points, 10 rebounds) 2/7/2015
Double-Double in three consecutive games – Dan Langhi vs. Notre Dame (33 points, 10 rebounds) 11/21/1998; vs. Morehead State (18 points, 10 rebounds) 11/24/1998; vs. Ohio State (14 points, 17 rebounds) 11/28/1998

Two players record double-double – Damian Jones (24 points, 12 rebounds), Luke Kornet (10 points, 10 rebounds) vs. Trevecca, 11/16/2014

Triple-Doubles:
Triple-Double – Brad Tinsley (11 points, 10 rebounds, 10 assists) vs. Presbyterian, 11/12/2010

Field Goals:
Made 10 FG in a game – Luke Kornet (10) vs. Tenn. State, 11/23/2014
Made 11 FG in a game – Kedren Johnson (11) vs. Davidson, 11/22/2012
Made 12 FG in a game – Jeffery Taylor (12) vs. Longwood, 12/19/2011
Made 16 FG in a game - Shan Foster (16) vs. Mississippi State, 3/5/2008
Attempted 15 FG in a game –Riley LaChance (16) vs. S. Carolina, 2/7/15
Attempted 16 FG in a game – Riley LaChance (16) vs. S. Carolina, 2/7/15
Attempted 17 FG in a game – Rod Odom (18) vs. LSU, 3/6/14
Attempted 18 FG in a game – Rod Odom (18) vs. LSU, 3/6/14
Attempted 19 FG in a game – Rod Odom (19) vs. Missouri, 1/16/14
Attempted 20 FG in a game - Kyle Fuller (21), at S. Carolina, 2/13/2014

Three-Pointers:
Made 5 3-pointers in a game – Riley LaChance (5), vs. Western Carolina, 12/16/14
Made 6 3-pointers in a game – Rod Odom (6) vs. Missouri, 1/16/14
Made 7 3-pointers in a game – John Jenkins (7) vs. Lafayette, 12/21/2011
Made 8 3-pointers in a game – Shan Foster (8) vs. UMass, 1/5/2008
Made 9 3-pointers in a game – Shan Foster (9) vs. Mississippi State, 3/5/2008
Attempted 10 3-pointers in a game – Rod Odom (13) vs. LSU, 3/6/14
Attempted 15 3-pointers in a game – John Jenkins (16) vs. Oregon, 11/11/2011

Free Throws:
Made 10 FT in a game – James Siakam (10), vs. Florida, 2/3/15
Made 12 FT in a game – James Siakam (12) vs. Western Carolina, 12/16/14
Made 13 FT in a game – A.J. Ogilvy (13) vs. DePaul, 12/5/2009
Made 18 FT in a game – Matt Freije (18) vs. Indiana, 11/24/2003
Attempted 12 FT in a game – James Siakam (13) vs. Western Carolina, 12/16/14
Attempted 14 FT in a game – James Siakam (14) vs. Texas A&M, 2/15/2014
Attempted 15 FT in a game – Eric McClellan (15) at Texas, 12/2/2013

Rebounds:
10 Rebounds in a game – James Siakam (10) vs. S. Carolina, 2/7/2015
15 Rebounds in a game – Lance Goulbourne (16) at Marquette, 12/29/2011
10+ Rebounds in Three Consecutive Games – Lance Goulbourne (16) vs. Ole Miss,1/19/2011; (10) vs. St. Mary's, 1/22/2011; (12) at Miss. State, 1/27/2011

Assists:
8 Assists – Shelton Mitchell (8) vs. Yale 1/3/15
9 Assists – Wade Baldwin IV (9) vs. Rutgers, 11/28/14
10 Assists – Wade Baldwin IV (10) vs. Tennessee State, 11/23/14
11 Assists – Mario Moore (13) vs. Arkansas, 2/19/2005
12 Assists – Mario Moore (13) vs. Arkansas, 2/19/2005
13 Assists – Mario Moore (13) vs. Arkansas, 2/19/2005
14 Assists – Billy McCaffrey (14) vs. Kentucky, 1/13/1993
5+ Assists in Four Consecutive Games - Shelton Mitchell (6) vs. Purdue 12/13/14; (5) vs. Western Carolina 12/16/14; (6) vs. Georgia Tech 12/20/14); (7) vs. Penn 12/22/14
8+ Assists in Two Consecutive Games- Atiba Prater (9) at Georgia, 2/2/2000; (9) vs. Boston College, 2/6/2000

Blocks:
4 Blocked Shots – Damian Jones (4) vs. Florida, 2/3/15
5 Blocked Shots – James Siakam (5) vs. Florida, 2/3/15
6 Blocked Shots – Damian Jones (6) vs. Northeastern, 1/4/14
7 Blocked Shots – Damian Jones (7) at S. Carolina, 2/13/14

Steals:
4 Steals – James Siakam (4) vs. Saint Louis, 12/30/13
5 Steals – Riley LaChance (5) vs. Penn, (12/22/2014)
6 Steals – Dan Cage (6) vs. Furman, 11/28/2006
7 Steals - James Strong (8) vs. Morehead State, 11/24/1998
8 Steals – James Strong (8) vs. Morehead State, 11/24/1998

Minutes:
Played every minute – Rod Odom vs. Florida, 2/25/14
Played over 40 minutes – Wade Baldwin IV (44), Riley LaChance (42) vs. Tennessee, 2/11/2015

All 5 starters played 40 minutes –Steve Tchiengang (40), Brad Tinsley (40), Lance Goulbourne (41), Jeffery Taylor (41), and John Jenkins (41), at Louisville, 12/2/2011

Fouls:
Technical Foul – TEAM , vs. LSU, 3/6/14
Fouled Out – Wade Baldwin IV, vs. Tennessee, 2/11/2015
Two Players Fouled Out – James Siakam, Eric McClellan, Damian Jones at Butler, 11/19/2013
Three Players Fouled Out – James Siakam, Eric McClellan, Damian Jones at Butler, 11/19/2013

Team

Started the game with Opponent Technical Foul – Furman bench, 12/22/2008
Scored 95 or more points – 99 vs. Western Carolina 12/16/14 (W, 99-79)
Scored 100 or more points – 102 at Ole Miss, 2/16/2012 (W, 102-76)
Scored 100 or more points (SEC game) – 102 at Ole Miss, 2/16/2012 (W, 102-76)
Scored 110 or more points – 113 vs. Alabama A&M 12/30/1998 (W, 113-71)
Scored 110 or more points (SEC game) – 111 vs. Alabama 2/21/1972 (W, 111-91)
Scored 120 or more points – 130 vs. Ole Miss 12/22/1970 (W, 130-112)
Scored 120 or more points (SEC game) – 130 vs. Ole Miss 12/22/1970 (W, 130-112)
Scored 130 or more points – 130 vs. Ole Miss 12/22/1970 (W, 130-112)
Scored Less than 50 points – 38 at Tennessee (L, 76-38), 3/1/2014
Scored Less than 40 points – 38 at Tennessee (L, 76-38), 3/1/2014
Scored 20 or less points in half – 18 (1st half), 20 (2nd half) at Tennessee, 3/1/14, (L, 76-38)
Scored 90+ points in three consecutive games - 95 vs. Bradley, 11/24/2007 (W, 95-86); 91 vs. South Alabama, 11/29/2007 (W, 91-88); vs. Georgia Tech, 12/1/2007 (W, 92-79)
Allowed 90 or more points – 94, Florida, 1/25/2009 (L, 69-94)
Allowed 100 or more points – 106, Kentucky, 3/5/2003 (L, 44-106)
Allowed Less than 50 points – 49, Miss. State, 2/1/14 (W, 55-49)
Allowed 40 or Less points – 31, at Mississippi State, 2/23/2013 (W, 72-31)
Shot 60% or better – .609 vs. Tenn. St., 11/23/14 (W, 78-46)
Shot 60% or better from three – .643 vs. Purdue, 12/13/14 (W, 81-71)
Shot over 67% FG – .679 vs. TSU, 12/19/2009 (W, 84-71)

The Last Time...

Shot 50% or better – .520, at Arkansas, 1/10/15 (L, 82-70)
Shot lower than 30% - .224 at Florida 3/1/2014 (L, 76-38)
Allowed 60% shooting - .612 at Florida, 2/21/2009 (L, 68-82)
Scored 100 points in two consecutive games – 111 vs. North Alabama 12/20/1980 (W, 111-79) and 111 vs. Memphis 12/23/1980 (W, 111-96)
Scored 100 points in three consecutive games – Never
Scored 100 points in Consecutive SEC games – 104 vs. LSU 2/19/1972 (W, 104-83) and 111 vs. Alabama 2/21/1972 (W, 111-91)
Won game by 70 points or more – 71 vs. Union (Tenn.) (W, 95-24), 1911-12
Won game by 60 points or more – 71 vs. Union (Tenn.) (W, 95-24), 1911-12
Won game by 50 points or more – 51 vs. Army (W, 92-41) 11/14/1998
Lost by 25 or More Points – at Tennessee, 3/1/2014 (L, 76-38)
Game decided by one point – vs. Georgia, 2/27/2013 (W, 63-62)
Two consecutive games decided by one point – at South Carolina (L, 70-71) 1/7/1998 and Tennessee (W, 80-79) 1/10/1998
Three consecutive games decided by one point – Never
Shot 90% or Better from Free Throw Line – 94.4% vs. Georgia (17-18) 2/27/2013
Shot less than 50% from Free Throw Line – 46.9% vs. Morgan State (15-32) 11/23/13
Shot less than 20% from 3PT – .150 (3-20) vs. Ole Miss 1/22/14 (L, 63-52)
Attempted 30 FT – 34 (26-34) vs. Yale 1/3/15
Attempted 35 FT – 35 (28-35) at Alabama, 2/14/2015
Attempted 40 FT – 42 (29-42) vs. Florida, 2/3/2015
Attempted five or less FT – 3 vs. Chaminade, 11/24/2009
Made 20 FT – 28, (28-35) at Alabama, 2/14/2015
Made 30 FT – 38, vs. Western Carolina, 12/16/14
Made 15 3FG – 17 vs. Ole Miss, 1/15/2013
Won an Overtime Game –vs. Yale 1/3/15 (W, 79-74)
Lost an Overtime Game - vs. Tennessee, 2/11/2015 (L, 76-73)
Played Two Overtimes –vs. Yale 1/3/15 (W, 79-74)
Played Three Overtimes – at Ole Miss 2/17/1982 (L, 51-48)
Played Four Overtimes – at Ole Miss 2/17/1982 (L, 51-48)
Played consecutive games that went to overtime – vs. Xavier 11/28/2011 (L, 82-70) and at Louisville, 12/2/2011 (L, 62-60)
Had 20 Turnovers – 26 at Arkansas, 1/12/2013
Had fewer than 10 Turnovers in two straight games – at Florida (9) 3/6/2013, vs. South Carolina (9) 3/9/2013

Opponent - Individuals

Scoring:

Scored 25 points – Josh Richardson (27) vs. Tennessee, 2/11/2015
Scored 30 points – Bobby Portis (32) at Arkansas, 1/10/15
Scored 35 points – Rotnei Clarke (36), Butler, 1/29/2011
Scored 40 points – Morris Almond (44), Rice, 1/3/2007
Two Players Had 20 Points -- Bobby Portis (32), Michawl Qualls (20) at Arkansas 1/10/15
Five Players Scored in Double Figures Rickey Scott (18), Julysses Nobles (17), BJ Young (12), Mardracus Wade (10), Rashad Madden (10) at Arkansas, 1/31/2012
Six Players Scored in Double Figures – Bam Doyne (22), Dwayne Curtis (12), Todd Abernethy (11), Clarence Sanders (11), Polynice (10) and Williams (10), vs. Ole Miss, 1/27/2007
Four Players with 15 or more points – Erik Daniels (20), Marquis Estill (17), Kelenna Azubuike (16) and Gerald Fitch (15) vs. Kentucky, 3/5/2003

Double-Doubles:

Double-Double – Jordan Mickey (25 points, 11 rebounds), Jarell Martin (19 points, 12 rebounds), vs. LSU, 1/24/2015
Triple-Double – Sam Muldrow (16 points, 14 rebounds and 10 blocks) at South Carolina, 1/8/2010
20-10 game – Jordan Mickey, vs LSU (25 points, 11 rebounds), 1/24/2015
30-10 game – Morris Almond (44 points, 12 rebounds) at Rice, 1/3/2007

Double-Double in Points and Rebounds – Jordan Mickey (25 points, 11 rebounds), Jarell Martin (19 points, 12 rebounds), vs. LSU, 1/24/2015
Double-Double in Points and Assists – Nick Calathes (15 points, 10 assists) at Florida, 1/27/2008
Two players record double-doubles – Jordan Mickey (25 points, 11 rebounds), Jarell Martin (19 points, 12 rebounds), vs. LSU, 1/24/2015

Field Goals:

Made 10 FG in a game – Josh Richardson, vs. Tennessee (10), 2/11/2015
Made 11 FG in a game – Jordan Mickey, vs. LSU (12), 1/24/15
Made 12 FG in a game – Jordan Mickey, vs. LSU (12), 1/24/15
Made 13 FG in a game - Bobby Portis, at Arkansas (13), 1/10/15
Attempted 15 FG in a game – Eli Carter, vs. Florida (17), 2/3/15
Attempted 16 FG in a game – Eli Carter, vs. Florida (17), 2/3/15
Attempted 17 FG in a game – Eli Carter, vs. Florida (17), 2/3/15
Attempted 18 FG in a game – Josh Richardson, vs. Tennessee (18), 2/11/2015
Attempted 19 FG in a game –Marshall Henderson (19) at Ole Miss, 3/8/2014
Attempted 20 FG in a game – Kadeem Jack (23) vs Rutgers, 11/28/14
Attempted 25 FG in a game - Courtney Fortson (27) vs. Arkansas, 3/8/2009

Three-Pointers:

Made 5 3-pointers in a game – Kenny Gaines (5) vs. Georgia, 1/14/2015
Made 6 3-pointers in a game – Rhett Harrelson vs. Western Carolina, 12/16/2014
Made 7 3-pointers in a game – Chandler Parsons (7) vs. Florida, 1/25/2009
Made 8 3-pointers in a game– Brian Sullivan (8) vs. Miami (OH), 1/2/2012
Attempted 10 3-pointers in a game – Jack Montague, vs. Yale (10), 1/3/15

Free Throws:

Made 8 FT in a game – Michael Qualls (8) at Arkansas, 1/10/15
Made 9 FT in a game – D'Shon Tayler (9) vs. Norfolk St, 11/25/14
Made 10 FT in a game – Johnny O'Bryant III, (11) at LSU, 1/18/14
Made 11 FT in a game – Jordan Clarkson, (11) at Missouri, 2/19/14
Made 17 FT in a game – Morris Almond (17) at Rice, 1/3/2007

Attempted 10 FT in a game – Jarell Martin (10) vs. LSU, 1/24/2015
Attempted 13 FT in a game - Johnny O'Bryant III, (14) at LSU, 1/18/14
Attempted 14 FT in a game - Johnny O'Bryant III, (14) at LSU, 1/18/14
Attempted 15 FT in a game – Morris Almond (19) at Rice, 1/3/2007

Rebounds:

10 Rebounds in a game – Kourtney Roberson (11) at Texas A&M, 1/31/15
15 Rebounds in a game – Shonn Miller (15) vs. Cornell, 12/17/12
18 Rebounds in a game – Daniel Northern (18) vs. Tennessee Tech, 12/20/2008
19 Rebounds in a game – Omar Samhan (19) at St. Mary's, 11/20/2009
20 Rebounds in a game – Roy Rogers (20) at Alabama, 1/3/1996

Assists

8 Assists – Myles Mack (8) vs. Rutgers, 11/28/14
9 Assists – John Wall (9) at Kentucky, 1/30/2010
10 Assists – Alex Caruso (10) at Texas A&M, 1/31/2015
11 Assists – Dee Bost (11) vs. Mississippi State, 3/11/2011
12 Assists – G.G. Smith (12) vs. Georgia, 2/3/1999

Blocks:

4 Blocked Shots – Karl-Anthony Thomas, (7), at Kentucky, 1/20/15
5 Blocked Shots –Karl-Anthony Thomas, (7), at Kentucky, 1/20/15
6 Blocked Shots – Karl-Anthony Thomas, (7), at Kentucky, 1/20/15
7 Blocked Shots –Karl-Anthony Thomas, (7), at Kentucky, 1/20/15
8 Blocked Shots – Jarvis Varnado (9) vs. Mississippi State, 2/3/2010
10 Blocked Shots - Sam Muldrow (10) at South Carolina, 1/8/2011

Steals:

5 Steals – Mack Myles (5) vs. Rutgers, 11/28/14
6 Steals – Michael Frazier (6) vs. Florida, 2/2/15
7 Steals – Aaron Lucas (7) at South Carolina, 1/19/2002
8 Steals – Steve Wojoechowski (8) at Duke, 11/22/1996
Two players with 3 steals – Bobby Portis (4), Rashad Madden (3) at Arkansas, 1/10/15

Minutes:

Played every minute – Kadeem Jack, Myles Mack vs. Rutgers, 11/28/14
Played over 40 minutes –Josh Richardson (42), vs. Tennessee, 2/11/2015

Fouls:

Technical Foul – Anthony Perez, vs. Ole Miss, 1/22/14
Fouled Out - Riley Norris, at Alabama, 2/14/2015
Three Players Fouled Out – Donte' Williams, Nemanja Djuristic, John Florveus vs. Georgia, 1/14/2012

Opponent - Team

Scored 90 or more points at Memorial Gym – 94 vs. Georgia, 2/25/2010 (VU 96, UGA 94 (OT))
Scored 100 or more points – 106 at Kentucky 3/5/2003 (L, 44-106)
Scored 110 or more points – 120 vs. Kentucky 2/7/1996 (L, 81-120)
Scored 120 or more points – 120 vs. Kentucky 2/7/1996 (L, 81-120)
Scored 130 or more points – Never
Scored Less than 50 points – 46 vs. Tenn. St., 11/23/2014 (W, 78-46)
Scored Less than 40 points – 31 at Mississippi State, 2/23/2013 (W, 72-31)
Shot 50% or Better - .532 at Texas A&M, 1/31/2015 (L, 58-69)
Shot 60% or Better - .612 at Florida (UF 82, VU 68), 2/21/2009
Shot 60% or Better from 3PT - .667 (4-6), at Kentucky, 1/20/15 (L, 65-57)
Shot less than 30% FG– .273 (15-of-55), at Georgia, 1/29/2014 (W, 59-54)
Shot less than 15% from 3PT– .133 (2-15), vs LSU (3/6/14) (L, 57-51)
Held Opponent Without a 3-Pointer – vs. Nebraska, 11/18/10 (W, 59-49)
Shot 90% or Better from Free Throw Line –91.3, at Georgia (23-25), 1/27/2015
Shot less than 50% from Free Throw Line – .435, vs. Tenn. St., 11/23/2014 (W, 78-46)
Attempted 30 FT –32 at Kentucky, 1/20/15
Attempted 40 FT – 42 at Mississippi State, 2/12/2007
Attempted 45 or More FT – 49 at South Carolina, 1/28/2009
Attempted five or less FT – 1 vs. Miami (OH), 1/2/2012
Made 20 FT – 23 at Georgia, 1/27/15
Made 30 FT – 32 at South Carolina, 1/28/2009
Made 0 FT – Georgia, 1/14/2009
Made 12 3PT – 12 at Kentucky, 1/30/2010
Made 15 3PT – 15 vs. Florida, 1/25/2009
Attempted 30 or more 3PT – 34 vs. Mississippi State, 2/3/2010
Had 20 Turnovers – 20 vs. MTSU, 12/21/2012

WADE BALDWIN IV

4

Freshman, Guard
6'3" 195 lbs.
Belle Mead, N.J.
St. Joseph HS

SEASON HIGHS

Points: 18, vs. LSU (1/24/15)
FG Made: 6, vs. Penn (12/22/14)
FG Atts: 10, vs. Florida (2/3/15)
3FG Made: 4, vs. LSU (1/24/15)
3FG Atts: 5, at Miss. St. (1/17/15)
FT Made: 8, vs. W. Carolina (12/16/14)
FT Atts: 8, vs. W. Carolina (12/16/14)
Rebounds: 9, at Kentucky (1/20/15)
Assists: 10, vs. Tennessee State (11/23/14)
Turnovers: 4, vs. Auburn (1/6/15)
Blocks: 1, 2x, last vs. LSU (1/24/15)
Steals: 4, 2x, last at Miss. St. (1/17/15)
Minutes: 44, vs. Tennessee (2/11/15)

CAREER HIGHS

Points: 18, vs. LSU (1/24/15)
FG Made: 6, vs. Penn (12/22/14)
FG Atts: 10, vs. Florida (2/3/15)
3FG Made: 4, vs. LSU (1/24/15)
3FG Atts: 5, at Miss. St. (1/17/15)
FT Made: 8, vs. W. Carolina (12/16/14)
FT Atts: 8, vs. W. Carolina (12/16/14)
Rebounds: 9, at Kentucky (1/20/15)
Assists: 10, vs. Tennessee State (11/23/14)
Turnovers: 4, vs. Auburn (1/6/15)
Blocks: 1, 2x, last vs. LSU (1/24/15)
Steals: 4, 2x, last at Miss. St. (1/17/15)
Minutes: 44, vs. Tennessee (2/11/15)

MISCELLANEOUS

	2014-15	Career
Double-Digit Pts.	8	8
5+ assists	10	10

BALDWIN IV NOTEBOOK

- Fourth in the league in assists (4.4) in all games, has 111 assists and only 47 turnovers this season. Leads all SEC freshmen in assists. Also 6th in all games in steals (1.6) and 3rd in A/TO ratio (2.3).
- In league games only, he is second in steals (2.0), third in assists (4.5), and 8th in A/TO ratio (2.0).
- Now Vanderbilt single-season freshman assist leader with 111 - surpassed Atiba Prater (1997) vs. Tennessee.
- Scored in double figures in three of last four games - scored 10 points at Alabama.
- Had 11 points, five assists, and three steals vs. Florida.
- Scored career-high 18 points vs. LSU.
- Grabbed a career-high nine rebounds at Kentucky.
- Scored 16 points vs. Penn.
- Posted nine assists vs. Rutgers.
- Scored team-high 13 points vs. Norfolk St. Also added 6 rebounds, 6 assists, and 2 steals.
- Won SEC Freshman of the Week after averaging 9.5 points, 7.5 assists, 6.0 rebounds, and 1.5 steals in wins over Lipscomb and Tennessee State.
- Tallied 10 assists vs. Tennessee State
- Had 11 points, 7 rebounds, 5 assists, and 3 steals in 29 minutes vs. Lipscomb.
- 6'3 guard from New Jersey who signed in the fall of 2013 with the Commodores...Slashing guard who played for St. Joseph Metuchen and captured a state championship his senior season with the Falcons.
- Led his St. Joseph's team to a 30-2 overall record and the Non-Public A New Jersey State Championship after averaging 15 points, 7.1 assists, 4.1 rebounds, and 2.6 steals
- Chose Vanderbilt over Connecticut, Virginia Tech, Florida State, Pittsburgh, and Minnesota

BALDWIN IV GAME-BY-GAME (FRESHMAN)

Opponent	M	FG-A	3P-A	FT-A	Reb	PF	A	T	B	S	PTS
N16 Trevecca	19	4-5	0-0	1-2	3	3	3	3	0	1	9
N20 Lipscomb	29	5-6	1-2	0-1	7	0	5	0	0	3	11
N23 Tennessee St.	27	2-4	2-2	2-2	5	2	10	2	0	0	8
N25 Norfolk St.	26	3-7	3-5	4-4	6	1	6	1	0	2	13
N28 Rutgers	26	1-4	1-2	0-0	5	5	9	2	0	2	3
N29 Lasalle*	35	2-5	0-1	5-6	4	2	4	2	0	2	9
D4 Baylor*	32	4-7	1-4	0-0	3	3	2	3	1	1	9
D13 Purdue*	26	1-3	1-2	0-0	3	2	6	1	0	1	3
D16 W. Carolina*	24	0-3	0-1	8-8	2	3	2	1	0	1	8
D20 @Georgia Tech*	27	1-3	0-1	1-2	1	1	3	3	0	1	3
D22 Penn	22	6-9	2-3	2-4	2	2	3	1	0	0	16
D31 @Saint Louis	25	4-8	0-1	0-0	5	4	4	1	0	2	8
J3 Yale	12	0-3	0-2	0-0	1	1	0	0	0	0	0
J6 Auburn	18	1-4	1-3	0-0	2	2	2	4	0	0	3
J10 @Arkansas	19	2-7	0-1	0-0	3	4	3	3	1	0	4
J14 Georgia	30	3-9	1-5	1-2	5	4	5	1	0	4	8
J17 @Miss. St.*	35	0-6	0-5	2-2	2	2	7	1	0	4	2
J20 @Kentucky*	27	2-7	0-2	0-0	9	3	4	1	0	1	4
J24 LSU*	35	5-7	4-4	4-4	4	2	4	2	1	2	18
J27 @Georgia*	29	2-7	0-2	3-4	2	4	4	1	0	3	7
J31 @Texas A&M*	27	5-9	2-3	0-0	2	2	5	3	0	1	12
F3 Florida*	35	2-10	1-4	6-7	5	2	5	6	0	3	11
F7 South Carolina*	25	3-4	1-2	5-7	3	3	2	1	0	2	12
F11 Tennesssee*	44	3-9	1-2	2-4	4	1	7	3	0	2	9
F14 @Alabama*	33	2-6	0-4	6-6	4	1	0	1	2	0	10
F18 @Florida											
F21 Missouri											
F26 @Tennessee											
F28 Alabama											
M4 Miss. St.											

Baldwin's Overall Statistics at Vanderbilt

Year	GP	GS	Min	Avg	FG	FGA	Pct	3FG	3FGA	Pct	FT	FTA	Pct	Off	Def	Tot	Avg	PF	FO	Ast	TO	Blk	Stl	Pts	Avg
2014-15	25	14	687	27.5	63	152	.414	22	62	.355	52	65	.800	12	80	92	3.7	64	2	111	47	3	40	200	8.0
TOTAL	**25**	**14**	**687**	**27.5**	**63**	**152**	**.414**	**22**	**62**	**.355**	**52**	**65**	**.800**	**12**	**80**	**92**	**3.7**	**64**	**2**	**111**	**47**	**3**	**40**	**200**	**8.0**

Baldwin's SEC Statistics at Vanderbilt

Year	GP	GS	Min	Avg	FG	FGA	Pct	3FG	3FGA	Pct	FT	FTA	Pct	Off	Def	Tot	Avg	PF	FO	Ast	TO	Blk	Stl	Pts	Avg
2014-15	12	9	357	29.8	30	85	.353	11	36	.306	29	36	.806	9	36	45	3.8	35	1	54	27	2	24	100	8.3
TOTAL	**12**	**9**	**357**	**29.8**	**30**	**85**	**.353**	**11**	**36**	**.306**	**29**	**36**	**.806**	**9**	**36**	**45**	**3.8**	**35**	**1**	**54**	**27**	**2**	**24**	**100**	**8.3**

MATTHEW FISHER-DAVIS

5

Freshman, Guard
6'5" 173 lbs.
Charlotte, N.C.
Butler HS

SEASON HIGHS

Points: 14, at Arkansas (1/10/15)
FG Made: 5, at Arkansas (1/10/15)
FG Atts: 9, 2x, last at Alabama (2/14/15)
3FG Made: 4, 2x, last at Kentucky (1/20/15)
3FG Atts: 7, 4x, last vs. Tennessee (2/11/15)
FT Made: 3, vs. Yale (1/3/15)
FT Atts: 4, vs. Yale (1/3/15)
Rebounds: 5, at Georgia (1/27/15)
Assists: 3, 5x, last at Alabama (2/14/15)
Turnovers: 3, vs. LSU (1/24/15)
Blocks: 1, 4x, last vs. Tennessee (2/11/15)
Steals: 1, 8x, last at Kentucky (1/20/15)
Minutes: 35, vs. Yale (1/3/15)

CAREER HIGHS

Points: 14, at Arkansas (1/10/15)
FG Made: 5, at Arkansas (1/10/15)
FG Atts: 9, 2x, last at Alabama (2/14/15)
3FG Made: 4, 2x, last at Kentucky (1/20/15)
3FG Atts: 7, 4x, last vs. Tennessee (2/11/15)
FT Made: 3, vs. Yale (1/3/15)
FT Atts: 4, vs. Yale (1/3/15)
Rebounds: 5, at Georgia (1/27/15)
Assists: 3, 5x, last at Alabama (2/14/15)
Turnovers: 3, vs. LSU (1/24/15)
Blocks: 1, 4x, last vs. Tennessee (2/11/15)
Steals: 1, 8x, last at Kentucky (1/20/15)
Minutes: 35, vs. Yale (1/3/15)

MISCELLANEOUS

	2014-15	Career
Double-Digit Pts.	5	5
3+ Threes	7	7

FISHER-DAVIS NOTEBOOK

- Scored 13 points in win at Alabama - 9th in SEC in all games in three's made (1.8), 7th in league games only (1.7).
- Played SEC-game high 30 minutes vs. Crimson Tide.
- Made first start of his career vs. LSU.
- Tallied career-high 14 points on career-best four made threes at Arkansas.
- Scored 12 points in a career-best 35 minutes vs. Yale.
- Made three made threes against Purdue and W. Carolina.
- Scored 11 points vs. Norfolk St.
- Returned to the floor against Trevecca after missing first two exhibition games with foot injury. Scored six points vs. Lipscomb.
- 6'5 guard considered one of best shooters in 2014 class...Shot 67.5% from the floor, 49.1% from three, and 96% from the free throw line in his senior season at Butler HS.
- Averaged 22 points, 13 rebounds, five assists, two steals and two blocks per game as a senior, and was named the SW4A Player of the Year and as a member of the Charlotte Observer's All-Observer team.
- Chose Vanderbilt over Texas, Georgia, Baylor, Kansas State, Virginia, Oklahoma State, Arkansas, Alabama, and Wake Forest.
- Sister Jaymee is a junior on the women's basketball team at Liberty.

FISHER-DAVIS GAME-BY-GAME (FRESHMAN)

Opponent	M	FG-A	3P-A	FT-A	Reb	PF	A	T	B	S	PTS
N16 Trevecca	26	1-7	1-7	2-2	2	2	3	0	0	0	5
N20 Lipscomb	15	2-7	2-4	0-0	1	2	1	1	1	0	6
N23 Tennessee St.	15	1-4	1-4	0-0	2	1	3	0	0	1	3
N25 Norfolk St.	22	4-8	2-4	1-2	3	2	1	0	0	1	11
N28 Rutgers	26	2-8	1-4	0-0	2	2	0	1	0	0	5
N29 Lasalle	DNP										
D4 Baylor	11	0-1	0-1	0-0	1	2	0	0	0	1	0
D13 Purdue	18	3-4	3-4	0-0	3	1	1	1	0	0	9
D16 W. Carolina	21	3-7	3-5	0-0	2	1	0	0	1	0	9
D20 @Georgia Tech	17	1-6	1-5	0-0	2	2	0	0	0	0	3
D22 Penn	18	1-3	1-2	2-2	2	1	2	0	0	1	5
D31 @Saint Louis	18	1-1	1-1	0-0	1	2	1	1	0	0	3
J3 Yale	35	3-8	3-6	3-4	4	3	1	0	0	1	12
J6 Auburn	12	0-1	0-1	0-0	3	0	1	1	1	1	0
J10 @Arkansas	27	5-8	4-6	0-0	3	4	0	1	0	0	14
J14 Georgia	29	2-6	2-5	0-0	2	1	0	1	0	0	6
J17 @Miss. St.	19	2-7	2-6	0-0	0	2	0	1	0	1	6
J20 @Kentucky	28	4-9	4-7	1-2	2	1	1	2	0	1	13
J24 LSU*	22	0-5	0-4	0-0	1	2	3	3	1	0	8
J27 @Georgia	22	3-8	3-5	0-0	5	1	1	0	0	1	9
J31 @Texas A&M	16	1-5	1-4	0-0	0	1	3	2	0	0	3
F3 Florida	13	1-4	1-3	1-2	0	1	0	0	0	0	4
F7 South Carolina	11	0-3	0-2	1-2	3	1	1	0	0	0	1
F11 Tennesssee	18	3-7	3-7	0-0	1	0	1	1	1	0	9
F14 @Alabama	30	4-9	3-6	2-2	5	0	3	0	0	0	13
F18 @Florida											
F21 Missouri											
F26 @Tennessee											
F28 Alabama											
M4 Miss. St.											
M7 @Ole Miss											

Fisher-Davis' Overall Statistics at Vanderbilt

Year	GP	GS	Min	Avg	FG	FGA	Pct	3FG	3FGA	Pct	FT	FTA	Pct	Off	Def	Tot	Avg	PF	FO	Ast	TO	Blk	Stl	Pts	Avg
2014-15	24	1	489	20.4	47	136	.346	42	103	.408	13	18	.722	10	40	50	2.1	35	0	27	16	5	9	149	6.2
TOTAL	**24**	**1**	**489**	**20.4**	**47**	**136**	**.346**	**42**	**103**	**.408**	**13**	**18**	**.722**	**10**	**40**	**50**	**2.1**	**35**	**0**	**27**	**16**	**5**	**9**	**149**	**6.2**

Fisher-Davis' SEC Statistics at Vanderbilt

Year	GP	GS	Min	Avg	FG	FGA	Pct	3FG	3FGA	Pct	FT	FTA	Pct	Off	Def	Tot	Avg	PF	FO	Ast	TO	Blk	Stl	Pts	Avg
2014-15	12	1	247	20.6	25	72	.347	23	56	.411	5	8	.625	5	20	25	2.1	14	0	14	12	3	4	78	6.5
TOTAL	**12**	**1**	**247**	**20.6**	**25**	**72**	**.347**	**23**	**56**	**.411**	**5**	**8**	**.625**	**5**	**20**	**25**	**2.1**	**14**	**0**	**14**	**12**	**3**	**4**	**78**	**6.5**

JOSH HENDERSON

40

RS Senior, Center
6'11" 240 lbs.
Roanoke, Va.
Cave Spring HS

HENDERSON NOTEBOOK

- Started first game of the season vs. LSU.
- Played 13 solid minutes at Kentucky - was 2-4 from floor and scored four points.
- Scored season-high 12 points at Georgia Tech on 5-5 shooting.
- Graduated with degree in Economics in May of 2014. Currently pursuing master's degree at the Owen School of Business.
- Tore his ACL, MCL in his left knee vs. Marshall and missed the rest of the 2013-14 season.
- Scored 12 points at Texas, and has averaged 10.5 points per game in his last four games.
- Tallied six points in season opener vs. Georgia State.
- Played in all 33 games and started 21 in 2012-13...Averaged 5.4 points and 3.4 rebounds per game.
- Started 21 games at center position, scored in double figures in seven - 13 vs. Alabama A&M (12/15), 11 vs. Cornell (12/17), 13 at Tennessee (1/29), 11 vs. Arkansas (2/9), 11 vs. Texas A&M (2/16), 13 at Kentucky (2/20), 11 at Auburn (3/2). Vanderbilt is 5-2 in those games.
- Scored career-high 13 points on three occasions in 2012-13.
- Played in eight games in 2011-12 and averaged 2.6 points and 2.9 rebounds.
- Played in first game as a collegian against Oregon last year - scored four points and had four rebounds in 11 minutes.
- Scored a career-high 10 points vs. Monmouth (11/25); was 4-4 from the floor.
- Has team-high four assists vs. Bucknell (11/15)
- Redshirted in 2010-11.
- Signed in the spring of 2010 with the Commodores.
- 6'11 center chose Vanderbilt over Virginia, Wake Forest, Davidson, Cincinnati, Maryland, and Penn State.

SEASON HIGHS

Points: 12, vs. Ga. Tech (12/20/14)
FG Made: 5, vs. Ga. Tech (12/20/14)
FG Atts: 5, vs. Ga. Tech (12/20/14)
3FG Made:
3FG Atts: 1, 3x, last at Georgia (1/27/15)
FT Made: 2, vs. Trevecca (11/16/14)
FT Atts: 2, 4x, last vs. Purdue (12/13/14)
Rebounds: 6, vs. vs. Tennessee State (11/23/14)
Assists: 1, 2x, last at Kentucky (1/20/15)
Turnovers: 2, vs. Trevecca (11/16/14)
Blocks:
Steals: 1, vs. Purdue (12/13/14)
Minutes: 15, vs. Trevecca (11/16/14)

CAREER HIGHS

Points: 13, 2x, last at Tennessee (1/29/13)
FG Made: 6, 2x, last at Tennessee (1/29/13)
FG Atts: 10, at Tennessee (1/29/13)
3FG Made:
3FG Atts: 1, 4x, last at Georgia (1/27/15)
FT Made: 5, 2x, last vs. Loyola Marymount (11/25/13)
FT Atts: 8, vs. Loyola Marymount (11/25/13)
Rebounds: 7, 2x, last vs. Providence (11/22/13)
Assists: 4, vs Bucknell (11/15/11)
Turnovers: 4, 2x, last vs. Alabama (2/2/13)
Blocks: 3, 2x, last vs. South Carolina (3/9/13)
Steals: 3, at Texas (12/2/13)
Minutes: 32, 2x, last at Auburn (3/2/13)

HENDERSON GAME-BY-GAME (RS-SENIOR)

Opponent	M	FG-A	3P-A	FT-A	Reb	PF	A	T	B	S	PTS
N16 Trevecca	15	0-3	0-1	2-2	5	0	0	2	0	0	2
N20 Lipscomb	7	1-2	0-0	1-2	2	2	0	0	0	0	3
N23 Tennessee St.	8	1-1	0-0	1-2	6	1	0	1	0	0	3
N25 Norfolk St.	7	1-1	0-0	0-0	0	3	1	0	0	0	2
N28 Rutgers	2	0-0	0-0	0-0	0	0	0	0	0	0	0
N29 Lasalle	7	0-0	0-0	0-0	1	0	0	0	0	0	0
D4 Baylor	DNP										
D13 Purdue	8	1-2	0-0	1-2	0	4	0	0	0	1	3
D16 W. Carolina	5	1-2	0-0	0-0	1	0	0	0	0	0	2
D20 @Georgia Tech	11	5-5	0-0	2-2	3	1	0	0	1	0	12
D22 Penn	12	1-3	0-0	0-0	4	1	0	1	0	0	2
D31 @Saint Louis	8	2-2	0-0	0-0	0	2	0	1	0	0	4
J3 Yale	4	1-1	0-0	0-0	0	0	0	0	0	0	2
J6 Auburn	DNP										
J10 @Arkansas	DNP										
J14 Georgia	3	0-1	0-0	0-0	0	0	0	0	0	0	0
J17 @Miss. St.	4	0-0	0-0	0-0	0	0	0	0	0	0	0
J20 @Kentucky	13	2-4	0-0	0-0	1	1	1	0	0	0	4
J24 LSU*	15	1-3	0-1	0-0	2	2	1	0	1	1	2
J27 @Georgia	13	1-4	0-0	1-1	0	2	0	1	0	0	3
J31 @Texas A&M	DNP										
F3 Florida	DNP										
F7 South Carolina	0+	0-0	0-0	0-0	0	0	0	0	0	0	0
F11 Tennesssee	DNP										
F14 @Alabama	2	0-2	0-0	0-0	0	1	0	0	0	0	0
F18 @Florida											
F21 Missouri											
F26 @Tennessee											
F28 Alabama											
M4 Miss. St.											
M7 @Ole Miss											

Henderson's Overall Statistics at Vanderbilt

Year	GP	GS	Min	Avg	FG	FGA	Pct	3FG	3FGA	Pct	FT	FTA	Pct	Off	Def	Tot	Avg	PF	FO	Ast	TO	Blk	Stl	Pts	Avg
2011-12	8	0	69	8.6	8	17	.471	0	0	.000	5	9	.556	12	11	23	2.9	15	0	5	5	0	1	21	2.6
2012-13	33	21	678	20.5	73	157	.465	0	1	.000	31	60	.517	47	66	113	3.4	75	1	27	49	29	18	177	5.4
2013-14	8	3	152	19.0	21	43	.488	0	0	.000	11	17	.647	14	20	34	4.3	16	0	3	6	3	5	53	6.6
2014-15	19	1	144	7.6	18	36	.500	0	2	.000	8	11	.727	10	15	25	1.3	20	0	3	6	2	2	44	2.3
TOTAL	**67**	**25**	**1041**	**15.5**	**120**	**253**	**.474**	**0**	**3**	**.000**	**55**	**97**	**.567**	**83**	**110**	**193**	**2.9**	**125**	**1**	**38**	**66**	**34**	**26**	**295**	**4.4**

Henderson's SEC Statistics at Vanderbilt

Year	GP	GS	Min	Avg	FG	FGA	Pct	3FG	3FGA	Pct	FT	FTA	Pct	Off	Def	Tot	Avg	PF	FO	Ast	TO	Blk	Stl	Pts	Avg
2012-13	18	10	359	19.9	47	91	.516	0	1	.000	17	32	.531	22	37	59	3.3	42	1	9	30	17	8	111	6.2
2014-15	7	1	50	7.1	4	14	.286	0	1	.000	1	1	1.000	2	1	3	0.4	6	0	2	1	1	1	9	1.3
TOTAL	**25**	**11**	**409**	**16.4**	**51**	**105**	**.486**	**0**	**2**	**.000**	**18**	**33**	**.545**	**24**	**38**	**62**	**2.5**	**48**	**1**	**11**	**31**	**18**	**9**	**120**	**4.8**

DAMIAN JONES

30

Sophomore, Center
6'10" 250 lbs.
Baton Rouge, La.
Scotlandville Magnet HS

SEASON HIGHS

Points: 24, vs. Trevecca (11/16/14)
FG Made: 10, vs. Trevecca (11/16/14)
FG Atts: 15, vs. Lipscomb (11/20/14)
3FG Made: 1, vs. Rutgers (11/28/14)
3FG Atts: 1, 3x, vs. La Salle (11/29/14)
FT Made: 9, 2x, last vs. Yale (1/3/15)
FT Atts: 13, 2x, last at Miss. St. (1/17/15)
Rebounds: 12, vs. Trevecca (11/16/14)
Assists: 4, vs. Yale (1/3/15)
Turnovers: 5, 4x, last at Texas A&M (1/31/15)
Blocks: 4, 3x, last vs. Florida (2/3/15)
Steals: 3, vs. LSU (1/24/15)
Minutes: 38, vs. Tennessee (2/11/15)

CAREER HIGHS

Points: 24, vs. Trevecca (11/16/14)
FG Made: 10, vs. Trevecca (11/16/14)
FG Atts: 15, 2x, last vs. Lipscomb (11/20/14)
3FG Made: 1, vs. Rutgers (11/28/14)
3FG Atts: 1, 3x, last vs. La Salle (11/29/14)
FT Made: 9, 2x, last vs. Yale (1/3/15)
FT Atts: 13, 2x, last at Miss. St. (1/17/15)
Rebounds: 13, vs. Texas A&M (2/15/14)
Assists: 4, vs. Yale (1/3/15)
Turnovers: 6, at Ole Miss (3/8/14)
Blocks: 7, at S. Carolina (2/13/14)
Steals: 2, at Kentucky (1/20/15)
Minutes: 41, vs. Texas A&M (2/15/14)

MISCELLANEOUS

	2014-15	Career
Double-Digit Pts.	22	42
Double-Doubles	1	6

JONES NOTEBOOK

- Tallied double figures in all but three contests in 2014-15 and has 20+ points in six games this year after scoring 20 points at Alabama.
- Named to the Kareem Abdul Jabar Award Watch List for the nation's top center.
- Second in SEC in FG% at 54.5%.
- Eighth in SEC in scoring (15.1) in all games, 2nd in FG% (.545), 3rd in blocks (1.8), 9th in defensive rebounds (4.4), and 10th in offensive rebounds (2.3).
- Scored 23 points vs. Rutgers, his third 20+ game of the season, and 16 vs. LaSalle at Barclays Center Classic.
- Named to All-SEC Preseason First Team by league's coaches this season.
- Scored 21 points and had six rebounds vs. Lipscomb.
- Tallied his sixth double-double of his career vs. Trevecca - career high 24 points and 12 rebounds.
- Named to the All-SEC Freshman team by the league's coaches last season.
- Averaged 11.3 points and 11.7 ppg in league play in 2013-14. Scored in double-figures in 20 games, and scored a career-high 19 points on two occasions (Georgia State (11/12); at Missouri (2/19))
- Played in all 31 games and started 28 in 2013-14.
- Won SEC Freshman of the Week honors after averaging 16.5 points and 5.5 rebounds in games against Missouri and Auburn.
- Posted five double-doubles for the year.
- Blocked a career-high seven blocks at South Carolina (2/13), which also tied a school record for blocks in a game held by Will Perdue (vs. East Carolina, 12/28/87) and Festus Ezeli (at Georgia, 2/16/11)
- Chose the Commodores over LSU, Oklahoma, Oklahoma State, Duke, Syracuse, Kansas, Stanford, Florida, and Alabama.
- His Scotlandville teams won back-to-back state championships in his junior and senior seasons, and he was named Louisiana's 5A Player of the Year as a senior...Also captured four district championships...Was a member of the A Honor Roll.
- Advice to youngsters: "Do your best in what you put most of your interest in."

JONES GAME-BY-GAME (SOPHOMORE)

Opponent	M	FG-A	3P-A	FT-A	Reb	PF	A	T	B	S	PTS
N16 Trevecca*	23	10-13	0-0	4-9	12	1	2	1	4	1	24
N20 Lipscomb*	29	8-15	0-0	5-7	6	3	1	4	2	1	21
N23 Tennessee St.*	25	4-4	0-0	5-6	8	2	0	1	2	0	13
N25 Norfolk St.*	29	3-6	0-1	0-1	7	3	2	3	3	1	6
N28 Rutgers*	28	7-10	1-1	8-12	6	3	2	1	1	0	23
N29 Lasalle*	30	6-12	0-1	4-5	7	3	1	0	0	1	16
D4 Baylor*	27	6-12	0-0	9-9	9	4	0	2	0	1	21
D13 Purdue*	31	6-14	0-1	3-5	5	3	0	5	2	1	15
D16 W. Carolina*	23	5-6	0-0	6-9	5	3	1	2	1	0	16
D20 @Georgia Tech*	27	4-9	0-0	4-6	7	1	0	1	2	1	12
D22 Penn*	25	4-7	0-0	7-9	6	2	0	2	2	1	15
D31 @Saint Louis*	31	5-13	0-0	5-7	6	1	0	5	2	0	15
J3 Yale*	37	5-8	0-0	9-13	8	4	4	4	3	1	19
J6 Auburn*	30	3-9	0-1	5-6	8	2	2	3	3	0	11
J10 @Arkansas*	36	6-10	0-0	2-2	7	3	1	5	0	0	14
J14 Georgia*	29	3-10	0-0	4-7	7	0	2	1	2	0	10
J17 @Miss. St.*	35	9-13	0-0	3-11	8	3	0	0	0	1	21
J20 @Kentucky*	33	5-11	0-0	1-5	7	3	0	0	3	2	11
J24 LSU*	27	6-10	0-0	1-3	6	4	0	3	2	3	13
J27 @Georgia*	26	6-10	0-0	4-6	5	3	0	1	1	1	16
J31 @Texas A&M*	29	2-11	0-0	3-7	3	3	0	5	4	2	7
F3 Florida*	35	4-8	0-0	5-10	7	1	1	1	4	0	13
F7 South Carolina*	24	4-5	0-0	1-1	2	3	1	2	1	0	9
F11 Tennesssee*	38	6-9	0-0	4-9	9	1	1	2	2	0	16
F14 @Alabama*	29	7-11	0-0	6-9	7	2	0	1	0	0	20
F18 @Florida											
F21 Missouri											
F26 @Tennessee											
F28 Alabama											
M4 Miss. St.											
M7 @Ole Miss											

Jones' Overall Statistics at Vanderbilt

Year	GP	GS	Min	Avg	FG	FGA	Pct	3pt	2ptA	Pct	FT	FTA	Pct	Off	Def	Tot	Avg	PF	FO	Ast	TO	Blk	Stl	Pts	Avg
2013-14	31	28	803	25.9	138	254	.543	0	0	.000	73	134	.545	57	119	176	5.7	104	3	7	56	43	9	349	11.3
2014-15	25	25	736	29.4	134	246	.545	1	5	.200	108	174	.621	57	111	168	6.7	61	0	21	55	46	18	377	15.1
TOTAL	**56**	**53**	**1539**	**27.5**	**272**	**500**	**.544**	**1**	**5**	**.200**	**181**	**308**	**.588**	**114**	**230**	**344**	**6.1**	**165**	**3**	**28**	**111**	**89**	**27**	**726**	**13.0**

Jones' SEC Statistics at Vanderbilt

Year	GP	GS	Min	Avg	FG	FGA	Pct.	3pt	3ptA	Pct	FT	FTA	Pct	Off	Def	Tot	Avg	PF	FO	Ast	TO	Blk	Stl	Pts	Avg
2013-14	18	18	525	29.2	82	160	.513	0	0	.000	46	77	.597	38	79	117	6.5	67	2	5	37	26	7	210	11.7
2014-15	12	12	371	30.9	61	117	.521	0	1	.000	39	76	.513	27	49	76	6.3	28	0	8	24	22	9	161	13.4
TOTAL	**30**	**30**	**896**	**29.9**	**143**	**277**	**.516**	**0**	**1**	**.000**	**85**	**153**	**.556**	**65**	**128**	**193**	**6.4**	**95**	**2**	**13**	**61**	**48**	**16**	**371**	**12.4**

CARTER JOSEPHS

14

Junior, Guard
6'0" 180 lbs.
San Antonio, Texas
Tom C. Clark HS

SEASON HIGHS

Points:
FG Made:
FG Atts:
3FG Made:
3FG Atts:
FT Made:
FT Atts: 2, vs. Lipscomb (11/20/14)
Rebounds: 1, 3x, last vs. Tennessee (2/11/15)
Assists: 4, vs. South Carolina (2/7/15)
Turnovers: 3, vs. Trevecca (11/16/14)
Blocks:
Steals:
Minutes: 13, vs. South Carolina (2/7/15)

CAREER HIGHS

Points: 2, at Mississippi State (2/23/13)
FG Made: 1, at Mississippi State (2/23/13)
FG Atts: 1, 2x, last at Tennessee (3/1/14)
3FG Made:
3FG Atts:
FT Made:
FT Atts: 2, vs. Lipscomb (11/20/14)
Rebounds: 3, vs. Florida (2/25/14)
Assists: 9, at Auburn (2/22/14)
Turnovers: 3, vs. Trevecca (11/16/14)
Blocks:
Steals: 1, 5x, last at Ole Miss (3/8/14)
Minutes: 21, at Ole Miss (3/8/14

JOSEPHS NOTEBOOK

- Played season-high 13 minutes vs. South Carolina - dished out four assists.
- Walk-on guard from San Antonio, Texas, who earned a scholarship in September for his outstanding contribu tion to the Commodore program...Played at Tom C. Clark High School...Played in 20 games as a sophomore in 2013-14.
- Did not score in 2013-14, but averaged 1.1 assists and 0.3 rebounds per game
- Played significant minutes in the team's last six games, averaging 16.3 minutes per game.
- Made first career start at Ole Miss.
- Helped the Commodores to a win at Auburn on February 22, playing 16 minutes and dishing out nine assists.
- Played 20 minutes against number one Florida, where he grabbed a career-high three rebounds and also adding two assists and a steal.
- Was his high school team's captain and defensive MVP in 2011-12, where he averaged 7.8 points, 5.2 assists, and 3.7 rebounds per game.
- Academically, he was a member of the National Honor Society and the Spanish National Honor Society, was a National Achievement Scholar Semifinalist, and won the Clark Principal's Award from 2009-12.
- Plans to major in mechanical engineering.
- Advice to youngsters: "Work harder than everyone else."

JOSEPHS GAME-BY-GAME (JUNIOR)

Opponent	M	FG-A	3P-A	FT-A	Reb	PF	A	T	B	S	PTS
N16 Trevecca	4	0-0	0-0	0-0	1	1	0	3	0	0	0
N20 Lipscomb	1	0-0	0-0	0-2	0	0	0	0	0	0	0
N23 Tennessee St.	2	0-0	0-0	0-0	0	0	0	0	0	0	0
N25 Norfolk St.	DNP										
N28 Rutgers	DNP										
N29 Lasalle	DNP										
D4 Baylor	DNP										
D13 Purdue	DNP										
D16 W. Carolina	2	0-0	0-0	0-0	0	0	0	0	0	0	0
D20 @Georgia Tech	DNP										
D22 Penn	3	0-0	0-0	0-0	0	0	0	0	0	0	0
D31 @Saint Louis	1	0-0	0-0	0-0	0	0	0	0	0	0	0
J3 Yale	DNP										
J6 Auburn	DNP										
J10 @Arkansas	DNP										
J14 Georgia	DNP										
J17 @Miss. St.	DNP										
J20 @Kentucky	DNP										
J24 LSU	DNP										
J27 @Georgia	DNP										
J31 @Texas A&M	0+	0-0	0-0	0-0	0	0	0	0	0	0	0
F3 Florida	DNP										
F7 South Carolina	13	0-0	0-0	0-0	1	2	4	0	0	0	0
F11 Tennesssee	2	0-0	0-0	0-0	1	0	0	0	0	0	0
F14 @Alabama	8	0-0	0-0	0-0	1	2	1	0	0	0	0
F18 @Florida											
F21 Missouri											
F26 @Tennessee											
F28 Alabama											
M4 Miss. St.											
M7 @Ole Miss											

Josephs' Overall Statistics at Vanderbilt

Year	GP	GS	Min	Avg	FG	FGA	Pct	3FG	3FGA	Pct	FT	FTA	Pct	Off	Def	Tot	Avg	PF	FO	Ast	TO	Blk	Stl	Pts	Avg
2012-13	6	0	6	1.0	1	1	1.000	0	0	.000	0	0	.000	0	0	0	0.0	1	0	0	0	0	0	2	0.3
2013-14	20	1	160	8.0	0	1	.000	0	0	.000	0	1	.000	0	7	7	0.4	17	0	22	8	0	6	0	0.0
2014-15	10	0	36	3.6	0	0	.000	0	0	.000	0	2	.000	0	4	4	0.4	5	0	5	3	0	0	0	0.0
TOTAL	**36**	**1**	**202**	**5.6**	**1**	**2**	**.500**	**0**	**0**	**.000**	**0**	**3**	**.000**	**0**	**11**	**11**	**0.3**	**23**	**0**	**27**	**11**	**0**	**6**	**2**	**0.1**

Josephs' SEC Statistics at Vanderbilt

Year	GP	GS	Min	Avg	FG	FGA	Pct	3FG	3FGA	Pct	FT	FTA	Pct	Off	Def	Tot	Avg	PF	FO	Ast	TO	Blk	Stl	Pts	Avg
2012-13	2	0	2	1.0	1	1	1.000	0	0	.000	0	0	.000	0	0	0	0.0	1	0	0	0	0	0	2	1.0
2013-14	14	1	127	9.1	0	1	.000	0	0	.000	0	0	.000	0	6	6	0.4	15	0	21	5	0	5	0	0.0
2014-15	4	0	23	5.8	0	0	.000	0	0	.000	0	0	.000	0	3	3	0.8	4	0	5	0	0	0	0	0.0
TOTAL	**20**	**1**	**152**	**7.6**	**1**	**2**	**.500**	**0**	**0**	**.000**	**0**	**0**	**.000**	**0**	**9**	**9**	**0.5**	**20**	**0**	**26**	**5**	**0**	**5**	**2**	**0.1**

LUKE KORNET

3

Sophomore, Forward
7'0" 240 lbs.
Lantana, Texas
Liberty Christian HS

SEASON HIGHS

Points: 24, vs. Tennessee State (11/23/14)
FG Made: 10, vs. Tennessee State (11/23/14)
FG Atts: 15, at Georgia (1/27/15)
3FG Made: 4, vs. Rutgers (11/28/14)
3FG Atts: 8, at Georgia (1/27/15)
FT Made: 4, vs. Trevecca (11/16/14)
FT Atts: 6, vs. Trevecca (11/16/14)
Rebounds: 10, 2x, last vs. Auburn (1/6/15)
Assists: 4, vs. 2x last vs. South Carolina (2/7/15)
Turnovers: 4, vs. Tennessee (2/11/15)
Blocks: 4, vs. Trevecca (11/16/14)
Steals: 1, 5x, last vs. South Carolina (2/7/15)
Minutes: 33, 3x, last vs. LSU (1/24/15)

CAREER HIGHS

Points: 24, vs. Tennessee State (11/23/14)
FG Made: 10, vs. Tennessee State (11/23/14)
FG Atts: 15, at Georgia (1/27/15)
3FG Made: 4, vs. Rutgers (11/28/14)
3FG Atts: 8, at Georgia (1/27/15)
FT Made: 4, 2x, last vs. Trevecca (11/16/14)
FT Atts: 6, vs. Trevecca (11/16/14)
Rebounds: 10, 2x, last vs. Auburn (1/6/1
Assists: 4, vs. 2x last vs. South Carolina (2/7/15)
Turnovers: 4, vs. Tennessee (2/11/15)
Blocks: 4, vs. Trevecca (11/16/14)
Steals: 3, vs. Miss. State (2/1/14)
Minutes: 34, at Ole Miss (3/8/14)

MISCELLANEOUS

	2014-15	Career
Double-Digit Pts.	12	15
3+ Threes	3	4

KORNET NOTEBOOK

- Tallied 12 points in win at Alabama.
- Scored 22 points vs. LSU off of the bench, a career-high in SEC games. He was 9-13 from the floor.
- Scored career-high 24 points on 10-11 shooting vs. Tenn. State... He tied the Memorial Gym record for FG% held by Jeffrey Taylor, who was also 10-11 from the floor vs. Tennessee State on December 19, 2009.
- Posted first career double-double vs. Trevecca (10 pts, career-high 10 rebs.); also had career-best four blocks.
- Played in 30 games and started two last season.
- Averaged 4.0 points, 2.3 rebounds, and 0.8 assists per game in 2013-14.
- Scored in double-figures in three games.
- Tallied a career-high 13 points at Ole Miss (3/8).
- Grabbed a career-high seven rebounds in back-to-back games - against Northeastern (1/4) and at Alabama (1/7).
- Made a career-high three made three-pointers at Texas A&M in a win on Jan. 25.
- Made two or more threes in six games.
- Dished out three assists vs. Saint Louis (12/30) and at Ole Miss (3/8)...Blocked a career-high three shots at Georgia (1/29).
- Grew seven inches in his senior season and then two more when he arrived on campus.
- Son of Frank Kornet, a former Vanderbilt basketball standout of his own from 1986-89.
- Sister Nicole is a junior on the Oklahoma women's basketball team.
- Averaged 15.0 points, 8.0 rebounds, 3.0 blocks, and 3.0 steals at Liberty Christian School in Argyle, Texas.
- Team was a state finalist in 2013, and were District TAPPS 5A-1 Champions in 2013.
- Named to TAPPS 5A First Team All-State in 2012-13, and was an honorable all-state selection in 2011-12.
- Named to TAPPS 5A-1 First Team All-District team in 2011-12 and 2012-13...Denton Record Chronicle Defensive Player of the Area in 2012-13...Selected to the 2013 TAPPS State All-Tournament Team, and was also a member of the 2012 and 2013 Academic All-State Team.
- Advice to youngsters: "Your life is a gift from God, so do everything possible to give back to Him."

KORNET GAME-BY-GAME (SOPHOMORE)

Opponent	M	FG-A	3P-A	FT-A	Reb	PF	A	T	B	S	PTS
N16 Trevecca*	23	3-5	0-2	4-6	10	2	0	1	4	0	10
N20 Lipscomb*	21	4-6	3-4	0-0	3	4	0	2	1	0	11
N23 Tennessee St.*	25	10-11	3-4	1-1	7	1	1	1	2	0	24
N25 Norfolk St.*	10	2-7	1-5	0-0	1	3	0	1	0	0	5
N28 Rutgers*	30	5-7	4-5	0-0	3	4	1	2	0	0	14
N29 Lasalle*	17	4-6	2-3	0-0	2	0	0	1	0	0	10
D4 Baylor*	32	4-7	2-3	3-4	8	2	1	1	3	1	13
D13 Purdue*	23	0-0	0-0	0-0	2	4	0	0	2	0	0
D16 W. Carolina*	25	3-7	0-4	3-4	4	4	4	2	2	0	9
D20 @Georgia Tech*	19	0-2	0-1	0-0	3	2	1	3	1	0	0
D22 Penn	16	2-4	0-1	2-4	2	3	0	1	0	0	6
D31 @Saint Louis	11	1-2	1-2	0-0	3	1	0	1	1	0	3
J3 Yale	33	3-9	2-6	2-3	6	2	0	1	1	1	10
J6 Auburn	18	3-6	1-4	0-1	10	3	0	3	1	0	7
J10 @Arkansas	18	4-7	1-3	2-2	1	1	2	0	1	0	11
J14 Georgia	33	3-10	2-7	0-0	6	3	3	0	1	0	8
J17 @Miss. St.*	19	2-4	1-2	0-0	1	3	0	0	1	1	5
J20 @Kentucky*	15	0-6	0-5	0-0	0	4	0	1	0	0	0
J24 LSU	33	9-13	2-6	2-2	6	1	1	3	1	1	22
J27 @Georgia*	26	4-15	2-8	1-2	2	1	0	0	1	1	11
J31 @Texas A&M*	27	4-8	2-5	0-0	1	2	1	2	0	1	10
F3 Florida	9	0-0	0-0	2-2	1	2	1	0	0	0	2
F7 South Carolina	25	1-5	1-4	2-2	3	1	4	2	0	1	5
F11 Tennesssee	18	2-4	0-0	3-4	3	0	2	4	0	0	7
F14 @Alabama	25	4-5	1-1	3-4	4	1	0	1	2	0	12
F18 @Florida											
F21 Missouri											
F26 @Tennessee											
F28 Alabama											
M4 Miss. St.											

Kornet's Overall Statistics at Vanderbilt

Year	GP	GS	Min	Avg	FG	FGA	Pct	3FG	3FGA	Pct	FT	FTA	Pct	Off	Def	Tot	Avg	PF	FO	Ast	TO	Blk	Stl	Pts	Avg
2013-14	30	2	460	15.3	45	131	.344	21	89	.236	8	15	.533	19	49	68	2.3	34	0	23	21	17	9	119	4.0
2014-15	25	14	551	22.0	77	156	.494	31	85	.365	30	41	.732	22	70	92	3.7	54	0	22	32	25	7	215	8.6
TOTAL	**55**	**16**	**1011**	**18.4**	**122**	**287**	**.425**	**52**	**174**	**.299**	**38**	**56**	**.679**	**41**	**119**	**160**	**2.9**	**88**	**0**	**45**	**53**	**42**	**16**	**334**	**6.1**

Kornet's SEC Statistics at Vanderbilt

Year	GP	GS	Min	Avg	FG	FGA	Pct	3FG	3FGA	Pct	FT	FTA	Pct	Off	Def	Tot	Avg	PF	FO	Ast	TO	Blk	Stl	Pts	Avg
2013-14	18	1	279	15.5	24	78	.308	12	57	.211	4	9	.444	10	29	39	2.2	16	0	13	13	10	7	64	3.6
2014-15	12	4	266	22.2	36	83	.434	13	45	.289	15	19	.789	7	31	38	3.2	22	0	14	15	8	5	100	8.3
TOTAL	**30**	**5**	**545**	**18.2**	**60**	**161**	**.373**	**25**	**102**	**.245**	**19**	**28**	**.679**	**17**	**60**	**77**	**2.6**	**38**	**0**	**27**	**28**	**18**	**12**	**164**	**5.5**

RILEY LACHANCE

13

Freshman, Guard
6'2" 194 lbs.
Brookfield, Wis.
Brookfield HS

SEASON HIGHS

Points: 26, 2x, last vs. W. Carolina (12/16/14)
FG Made: 9, vs. Purdue (12/13/14)
FG Atts: 16, vs. South Carolina (2/7/15)
3FG Made: 5, vs. W. Carolina (12/16/14)
3FG Atts: 9, vs. South Carolina (2/7/15)
FT Made: 5, 2x. last vs. W. Carolina (12/16/14)
FT Atts: 5, 4x. last vs. Georgia (1/14/15)
Rebounds: 7, at Saint Louis (12/31/14)
Assists: 6, 2x, last vs. LSU (1/24/15)
Turnovers: 5, vs. Florida (2/3/15)
Blocks: 1, vs. Baylor (12/4/14)
Steals: 5, vs. Penn (12/22/14)
Minutes: 42, 2x, last vs. Tennessee (2/11/15)

CAREER HIGHS

Points: 26, 2x, last vs. W. Carolina (12/16/14)
FG Made: 9, vs. Purdue (12/13/14)
FG Atts: 16, vs. South Carolina (2/7/15)
3FG Made: 5, vs. W. Carolina (12/16/14)
3FG Atts: 9, vs. South Carolina (2/7/15)
FT Made: 5, 2x. last vs. W. Carolina (12/16/14)
FT Atts: 5, 4x. last vs. Georgia (1/14/15)
Rebounds: 7, at Saint Louis (12/31/14)
Assists: 6, 2x, last vs. LSU (1/24/15)
Turnovers: 5, vs. Florida (2/3/15)
Blocks: 1, vs. Baylor (12/4/14)
Steals: 5, vs. Penn (12/22/14)
Minutes: 42, 2x, last vs. Tennessee (2/11/15)

MISCELLANEOUS

	2014-15	Career
Double-Digit Pts.	18	18
20+ Point games	3	3

LACHANCE NOTEBOOK

- SEC freshman leader in points scored in all games and league games only.
- Sixth in threes made (2.0), and 7th in minutes (33.6) in the SEC in all games.
- Had team-high 19 points at St. Louis in win; also grabbed a career high seven rebounds.
- Captured three SEC Freshmen of the Week honors this season, two weeks ago when he averaged 17 points and 4.5 rebounds in wins over South Carolina and Florida.
- Scored a career-high 26 points in win over Purdue and 26 vs. Western Carolina.
- Tallied 14 points in win over LaSalle, all in 2nd half.
- Posted career-high five steals vs. Penn.
- Scored 24 points in exhibition win over Illinois-Springfield.
- 6'2 guard who lead his Brookfield Central High School team in Wisconsin to a 24-1 record as a senior when he averaged 23.0 points and 2.6 assists per game...Left Brookfield as the school's all-time leading scorer (1,643 points).
- Averaged 23.0 points and 2.6 assists and was named a unanimous first-team All-State by the Wisconsin Basket ball Coaches Association and the Associated Press.
- Was voted the top point guard in the state of Wisconsin by Wisconsin Hoops, and was the Player of the Year for Waukesha County.
- Also Brookfield's single-season scoring leader with 543 points, and the all-time leader in steals with 188.
- Major is Human and Organizational Development.

LACHANCE GAME-BY-GAME (FRESHMAN)

Opponent	M	FG-A	3P-A	FT-A	Reb	PF	A	T	B	S	PTS
N16 Trevecca*	24	4-10	3-8	2-2	2	2	2	1	0	0	13
N20 Lipscomb*	33	3-10	0-2	3-4	5	1	6	1	0	0	9
N23 Tennessee St.*	27	5-11	2-5	1-2	4	0	0	1	0	0	13
N25 Norfolk St.*	36	4-8	3-6	1-2	1	2	2	1	0	0	12
N28 Rutgers*	37	3-7	1-3	0-0	3	0	3	1	0	1	7
N29 Lasalle*	33	6-10	2-6	0-0	2	0	3	0	0	1	14
D4 Baylor*	32	1-7	0-6	0-0	0	0	3	1	1	0	2
D13 Purdue*	34	9-13	3-4	5-5	1	0	2	1	0	0	26
D16 W. Carolina*	34	8-12	5-8	5-5	4	2	3	3	0	1	26
D20 @Georgia Tech*	36	3-7	2-6	2-2	1	1	1	1	0	0	10
D22 Penn*	28	1-6	1-2	2-2	1	0	4	0	0	5	5
D31 @Saint Louis*	33	7-9	3-4	2-2	7	2	4	1	0	1	19
J3 Yale*	42	4-8	2-5	4-4	6	0	1	1	0	1	14
J6 Auburn*	28	4-8	2-3	3-4	4	3	1	1	0	0	13
J10 @Arkansas*	37	3-9	1-4	3-5	4	1	5	1	0	0	10
J14 Georgia*	35	7-13	3-8	4-5	4	2	2	2	0	0	21
J17 @Miss. St.*	36	4-13	2-7	2-2	5	4	1	0	0	0	12
J20 @Kentucky*	36	6-8	3-4	1-1	3	1	1	4	0	0	16
J24 LSU*	39	2-10	0-3	4-4	5	1	6	0	0	0	8
J27 @Georgia*	24	0-5	0-3	0-0	0	2	2	0	0	0	2
J31 @Texas A&M*	35	5-7	1-3	0-0	2	2	5	1	0	3	11
F3 Florida*	28	4-10	4-7	3-4	6	4	0	5	0	1	15
F7 South Carolina*	39	6-16	3-9	4-4	3	0	2	3	0	3	19
F11 Tennesssee*	42	1-8	1-7	3-4	4	1	3	3	0	1	6
F14 @Alabama*	33	3-6	2-3	4-4	0	3	0	2	0	1	12
F18 @Florida											
F21 Missouri											
F26 @Tennessee											
F28 Alabama											
M4 Miss. St.											
M7 @Ole Miss											

LaChance's Overall Statistics at Vanderbilt

Year	GP	GS	Min	Avg	FG	FGA	Pct	3FG	3FGA	Pct	FT	FTA	Pct	Off	Def	Tot	Avg	PF	FO	Ast	TO	Blk	Stl	Pts	Avg
2014-15	25	25	841	33.6	103	231	.446	49	126	.389	58	67	.866	7	70	77	3.1	33	0	62	35	1	19	313	12.5
TOTAL	**25**	**25**	**841**	**33.6**	**103**	**231**	**.446**	**49**	**126**	**.389**	**58**	**67**	**.866**	**7**	**70**	**77**	**3.1**	**33**	**0**	**62**	**35**	**1**	**19**	**313**	**12.5**

LaChance's SEC Statistics at Vanderbilt

Year	GP	GS	Min	Avg	FG	FGA	Pct	3FG	3FGA	Pct	FT	FTA	Pct	Off	Def	Tot	Avg	PF	FO	Ast	TO	Blk	Stl	Pts	Avg
2014-15	12	12	412	34.3	45	113	.398	22	61	.361	31	37	.838	5	35	40	3.3	23	0	28	22	0	9	143	11.9
TOTAL	**12**	**12**	**412**	**34.3**	**45**	**113**	**.398**	**22**	**61**	**.361**	**31**	**37**	**.838**	**5**	**35**	**40**	**3.3**	**23**	**0**	**28**	**22**	**0**	**9**	**143**	**11.9**

PHILLIP MCGLOIN

12

Freshman, Guard
6'1" 178 lbs.
Washington, D.C.
Sidwell Friends

SEASON HIGHS

Points:
FG Made:
FG Atts: 1, vs. Penn (12/22/14)
3FG Made:
3FG Atts: 1, vs. Penn (12/22/14)
FT Made:
FT Atts:
Rebounds: 2, vs. Penn (12/22/14)
Assists:
Turnovers: 2, vs. Penn (12/22/14)
Blocks:
Steals:
Minutes: 3, vs. Penn (12/22/14)

CAREER HIGHS

Points:
FG Made:
FG Atts: 1, vs. Penn (12/22/14)
3FG Made:
3FG Atts: 1, vs. Penn (12/22/14)
FT Made:
FT Atts:
Rebounds: 2, vs. Penn (12/22/14)
Assists:
Turnovers: 2, vs. Penn (12/22/14)
Blocks:
Steals:
Minutes: 3, vs. Penn (12/22/14)

MISCELLANEOUS

MCGLOIN NOTEBOOK

- Made first appearance of his career in final seconds of win over Purdue.
- Made the team as a walk-on in October of 2014.
- Played at Sidwell Friends in Washington, D.C., where his team won two Mid-Atlantic Conference championships and he was named an All-MAC first-team selection in his senior season.
- Averaged 19.5 points, 6.0 assists, and 5.5 rebounds per game with the Quakers.
- Member of the School Senate at Sidwell Friends and also named a National Achievement Scholar.
- Plans to major in Environmental Engineering.

MCGLOIN'S GAME-BY-GAME (FRESHMAN)

Opponent	M	FG-A	3P-A	FT-A	Reb	PF	A	T	B	S	PTS
N16 Trevecca	DNP										
N20 Lipscomb	DNP										
N23 Tennessee St.	DNP										
N25 Norfolk St.	DNP										
N28 Rutgers	DNP										
N29 Lasalle	DNP										
D4 Baylor	DNP										
D13 Purdue	0+	0-0	0-0	0-0	0	0	0	0	0	0	0
D16 W. Carolina	DNP										
D20 @Georgia Tech	DNP										
D22 Penn	3	0-1	0-1	0-0	2	0	0	2	0	0	0
D31 @Saint Louis	DNP										
J3 Yale	DNP										
J6 Auburn	DNP										
J10 @Arkansas	DNP										
J14 Georgia	DNP										
J17 @Miss. St.	DNP										
J20 @Kentucky	DNP										
J24 LSU	DNP										
J27 @Georgia	DNP										
J31 @Texas A&M	DNP										
F3 Florida	DNP										
F7 South Carolina	0+	0-0	0-0	0-0	1	0	0	0	0	0	0
F11 Tennesssee	DNP										
F14 @Alabama	DNP										
F18 @Florida											
F21 Missouri											
F26 @Tennessee											
F28 Alabama											
M4 Miss. St.											
M7 @Ole Miss											

McGloin's Overall Statistics at Vanderbilt

Year	GP	GS	Min	Avg	FG	FGA	Pct	3FG	3FGA	Pct	FT	FTA	Pct	Off	Def	Tot	Avg	PF	FO	Ast	TO	Blk	Stl	Pts	Avg
2014-15	3	0	3	1.0	0	1	.000	0	1	.000	0	0	.000	0	3	3	1.0	0	0	0	2	0	0	0	0.0
TOTAL	**3**	**0**	**3**	**1.0**	**0**	**1**	**.000**	**0**	**1**	**.000**	**0**	**0**	**.000**	**0**	**3**	**3**	**1.0**	**0**	**0**	**0**	**2**	**0**	**0**	**0**	**0.0**

McGloin's SEC Statistics at Vanderbilt

Year	GP	GS	Min	Avg	FG	FGA	Pct	3FG	3FGA	Pct	FT	FTA	Pct	Off	Def	Tot	Avg	PF	FO	Ast	TO	Blk	Stl	Pts	Avg
2014-15	1	0	0	0.0	0	0	.000	0	0	.000	0	0	.000	0	1	1	1.0	0	0	0	0	0	0	0	0.0
TOTAL	**1**	**0**	**0**	**0.0**	**0**	**0**	**.000**	**0**	**0**	**.000**	**0**	**0**	**.000**	**0**	**1**	**1**	**1.0**	**0**	**0**	**0**	**0**	**0**	**0**	**0**	**0.0**

SHELTON MITCHELL

0

Freshman, Guard
6'3" 186 lbs.
Waxhaw, N.C.
Oak Hill Academy

SEASON HIGHS

Points: 15, vs. Yale (1/3/15)
FG Made: 6, vs. Yale (1/3/15)
FG Atts: 15, vs. Yale (1/3/15)
3FG Made: 1, 3x, last at Saint Louis (12/31/14)
3FG Atts: 2, 4x, last vs. Yale (1/3/15)
FT Made: 4, 2x, last vs. Auburn (1/6/15)
FT Atts: 6, 2x, last vs. Purdue
Rebounds: 6, 2x, last vs. Penn (12/22/14)
Assists: 8, vs. Yale (1/3/15)
Turnovers: 6, vs. Penn (12/22/14)
Blocks: 1, 2x, last vs. Penn (12/22/14)
Steals: 1, 3x, last vs. Yale (1/3/15)
Minutes: 46, vs. Yale (1/3/15)

CAREER HIGHS

Points: 15, vs. Yale (1/3/15)
FG Made: 6, vs. Yale (1/3/15)
FG Atts: 15, vs. Yale (1/3/15)
3FG Made: 1, 3x, last at Saint Louis (12/31/14)
3FG Atts: 2, 4x, last vs. Yale (1/3/15)
FT Made: 4, 2x, last vs. Auburn (1/6/15)
FT Atts: 6, 2x, last vs. Purdue
Rebounds: 6, 2x, last vs. Penn (12/22/14)
Assists: 8, vs. Yale (1/3/15)
Turnovers: 6, vs. Penn (12/22/14)
Blocks: 1, 2x, last vs. Penn (12/22/14)
Steals: 1, 3x, last vs. Yale (1/3/15)
Minutes: 46, vs. Yale (1/3/15)

MISCELLANEOUS

	2014-15	Career
Double-Digit Pts.	2	2
5+ assists	7	7

MITCHELL NOTEBOOK

- ✪ Tallied a career-high 15 points and dished out career-best eight assists in 46 minutes vs. Yale.
- ✪ Tied career highs in points (7) and had six assists in win over Purdue.
- ✪ Had career-high seven assists vs. Tenn. State.
- ✪ Scored 21 points, had nine rebounds, and five assists in exhibition win over Illinois-Springfield.
- ✪ Injured for most of his senior campaign at Oak Hill Academy.
- ✪ Spent three seasons playing for Cuthbertson High School, where he averaged 19.2 points, 4.6 rebounds, and 4.5 assists and scored over 1,400 points.
- ✪ Named the NCPreps.com 2A Player of the Year in his junior season at Cuthbertson, and was named the Region Player of the Year in the spring of 2013 by the Charlotte Observer.
- ✪ Chose Vanderbilt over Arizona, Connecticut, Wake Forest, North Carolina State, Oregon, Cal, and Missouri.

MITCHELL GAME-BY-GAME (FRESHMAN)

Opponent	M	FG-A	3P-A	FT-A	Reb	PF	A	T	B	S	PTS
N16 Trevecca*	29	1-5	1-2	3-4	3	1	4	2	0	0	6
N20 Lipscomb*	18	1-4	0-1	2-2	4	3	3	2	0	0	4
N23 Tennessee St.*	33	3-5	1-2	0-0	3	0	7	3	1	0	7
N25 Norfolk St.*	26	1-4	0-0	1-3	3	1	6	1	0	0	3
N28 Rutgers*	21	1-5	0-1	1-1	2	1	2	2	0	0	3
N29 Lasalle	17	1-4	0-0	0-0	1	1	4	2	0	0	2
D4 Baylor	23	1-7	0-2	2-5	1	2	3	2	0	1	4
D13 Purdue	20	2-4	0-1	3-6	1	1	6	1	0	0	7
D16 W. Carolina	18	1-3	0-0	4-4	3	2	5	4	0	0	6
D20 @Georgia Tech	20	1-5	0-1	1-2	6	0	6	2	0	0	3
D22 Penn*	24	2-3	1-2	0-0	6	2	7	6	1	1	5
D31 @Saint Louis*	22	1-2	1-1	0-0	1	0	4	1	0	0	3
J3 Yale*	46	6-15	0-2	3-4	3	2	8	1	0	1	15
J6 Auburn*	35	3-4	0-1	4-4	5	3	4	4	0	0	10
J10 @Arkansas*	24	2-5	0-0	0-0	1	0	1	5	0	0	4
J14 Georgia*	14	1-3	0-1	3-4	2	0	1	1	0	0	5
J17 @Miss. St.	19	1-2	0-0	0-0	1	1	0	2	0	0	2
J20 @Kentucky	17	1-3	0-0	0-0	0	2	4	2	0	0	2
J24 LSU	17	2-9	0-2	0-0	0	1	3	1	0	0	4
J27 @Georgia	18	1-3	1-2	2-2	2	2	1	1	0	0	5
J31 @Texas A&M	17	0-0	0-0	0-0	0	1	1	2	0	0	0
F3 Florida	12	1-3	0-2	0-0	2	1	0	4	0	0	2
F7 South Carolina	DNP										
F11 Tennesssee	DNP										
F14 @Alabama	DNP										
F18 @Florida											
F21 Missouri											
F26 @Tennessee											
F28 Alabama											
M4 Miss. St.											
M7 @Ole Miss											

Mitchell's Overall Statistics at Vanderbilt

Year	GP	GS	Min	Avg	FG	FGA	Pct	3FG	3FGA	Pct	FT	FTA	Pct	Off	Def	Tot	Avg	PF	FO	Ast	TO	Blk	Stl	Pts	Avg
2014-15	22	11	490	22.3	34	98	.347	5	23	.217	29	41	.707	5	45	50	2.3	27	0	80	51	2	3	102	4.6
TOTAL	**22**	**11**	**490**	**22.3**	**34**	**98**	**.347**	**5**	**23**	**.217**	**29**	**41**	**.707**	**5**	**45**	**50**	**2.3**	**27**	**0**	**80**	**51**	**2**	**3**	**102**	**4.6**

Mitchell's SEC Statistics at Vanderbilt

Year	GP	GS	Min	Avg	FG	FGA	Pct	3FG	3FGA	Pct	FT	FTA	Pct	Off	Def	Tot	Avg	PF	FO	Ast	TO	Blk	Stl	Pts	Avg
2014-15	9	3	173	19.2	12	32	.375	1	8	.125	9	10	.900	2	11	13	1.4	11	0	15	22	0	0	34	3.8
TOTAL	**9**	**3**	**173**	**19.2**	**12**	**32**	**.375**	**1**	**8**	**.125**	**9**	**10**	**.900**	**2**	**11**	**13**	**1.4**	**11**	**0**	**15**	**22**	**0**	**0**	**34**	**3.8**

SHELBY MOATS

34

Senior, Forward
6'8" 221 lbs.
Waconia, Minn.
Waconia HS

SEASON HIGHS

Points: 6, vs. Trevecca (11/16/14)
FG Made: 3, vs. Trevecca (11/16/14)
FG Atts: 4, vs. Trevecca (11/16/14)
3FG Made:
3FG Atts: 1, vs. Tennessee State (11/23/14)
FT Made: 1, 2x last at Saint Louis (12/31/14)
FT Atts: 2, 2x last at Saint Louis (12/31/14)
Rebounds: 8, vs. Trevecca (11/16/14)
Assists: 1, vs. Trevecca (11/16/14)
Turnovers: 3, vs. Tennessee State (11/23/14)
Blocks:
Steals: 1, vs. Lipscomb (11/20/14)
Minutes: 17, vs. Trevecca (11/16/14)

CAREER HIGHS

Points: 9, vs. Kentucky (1/10/13)
FG Made: 4, vs. Kentucky (1/10/13)
FG Atts: 7, 2x, last vs. Kentucky (1/10/13)
3FG Made: 2, 2x, last at Missouri (2/19/14)
3FG Atts: 5, vs. Nicholls State (11/10/12)
FT Made: 3, vs. Butler (12/29/12)
FT Atts: 5, vs. Butler (12/29/12)
Rebounds: 10, vs. Kentucky (1/10/13)
Assists: 4, vs. Ole Miss (1/15/13)
Turnovers: 4, 2x, last at Butler (11/19/13)
Blocks: 2, 2x last vs. Austin Peay (12/17/13)
Steals: 2, 3x, last at LSU (1/18/14)
Minutes: 36, vs. Ole Miss (1/15/13)

MOATS NOTEBOOK

- Tallied six points and eight rebounds vs. Trevecca.
- Named to 2014 CoSida Academic All-District 2 team, graduated with degree in Economics in May of 2014. Cur rently in the Owen School of Business pursuing a master's degree in Finance.
- Played in all 31 games and started one as a junior in 2013-14...Averaged 1.5 points and 1.6 rebounds.
- Scored season high eight points at Missouri (2/19) and tied a career-high with two made threes in the game against the Tigers...Played season-high 21 minutes vs. Florida.
- Played in 31 games and made nine starts in 2012-13...Averaged 3.0 points and 2.9 rebounds.
- Scored career-high 10 points and had career-best nine rebounds vs. UK (1/10).
- Played 30 minutes in first collegiate start vs. Nicholls State - scored eight points and had two rebounds.
- Played career-high 36 minutes vs. Ole Miss in fifth career start - grabbed eight rebounds.
- Played in 16 games in 2011-12 as a true freshman and averaged 0.5 points and 0.9 rebounds per game.
- Had first two blocks of his collegiate career at Ole Miss (2/16/12).
- Made first career 3-pointer vs Monmouth (11/25); also added career-high six boards vs. Monmouth.
- Powerfully-built power forward who has excellent shooting touch from beyond-the-arc.
- Was the valedictorian of his Waconia High School senior class in 2011.
- Four-year varsity letterwinner in basketball, two-year captain, and a two-year letterman in football at Waconia
- Averaged 22 points and 12 rebounds in his senior year at Waconia and ended his career with 1,772 points and 985 rebounds.
- Majoring in Economics at Vanderbilt, scheduled to graduate in spring of 2014.
- Chose the Commodores over Washington State and Northwestern.

MOATS GAME-BY-GAME (SENIOR)

Opponent	M	FG-A	3P-A	FT-A	Reb	PF	A	T	B	S	PTS
N16 Trevecca	17	3-4	0-0	0-2	8	0	1	1	0	0	6
N20 Lipscomb	3	0-0	0-0	0-0	0	0	0	0	0	1	0
N23 Tennessee St.	12	1-3	0-1	1-1	0	4	0	3	0	0	3
N25 Norfolk St.	3	0-0	0-0	0-0	0	0	0	0	0	0	0
N28 Rutgers	0+	0-0	0-0	0-0	0	0	0	0	0	0	0
N29 Lasalle	DNP										
D4 Baylor	DNP										
D13 Purdue	DNP										
D16 W. Carolina	DNP										
D20 @Georgia Tech	DNP										
D22 Penn	DNP										
D31 @Saint Louis	1	0-0	0-0	1-2	1	0	0	0	0	0	1
J3 Yale	DNP										
J6 Auburn	2	0-0	0-0	0-0	0	0	0	0	0	0	0
J10 @Arkansas	DNP										
J14 Georgia	DNP										
J17 @Miss. St.	DNP										
J20 @Kentucky	DNP										
J24 LSU	DNP										
J27 @Georgia	DNP										
J31 @Texas A&M	DNP										
F3 Florida	DNP										
F7 South Carolina	0+	0-0	0-0	0-0	0	0	0	0	0	0	0
F11 Tennesssee	0+	0-0	0-0	0-0	0	0	0	0	0	0	0
F14 @Alabama	DNP										
F18 @Florida											
F21 Missouri											
F26 @Tennessee											
F28 Alabama											
M4 Miss. St.											
M7 @Ole Miss											

Moats' Overall Statistics at Vanderbilt

Year	GP	GS	Min	Avg	FG	FGA	Pct	3FG	3FGA	Pct	FT	FTA	Pct	Off	Def	Tot	Avg	PF	FO	Ast	TO	Blk	Stl	Pts	Avg
2011-12	16	0	65	4.1	3	13	.231	2	11	.182	0	1	.000	3	12	15	0.9	8	0	5	6	3	1	8	0.5
2012-13	31	9	514	16.6	35	89	.393	11	38	.289	13	30	.433	38	52	90	2.9	67	2	23	21	2	10	94	3.0
2013-14	31	1	332	10.7	17	45	.378	7	26	.269	5	9	.556	14	36	50	1.6	45	0	9	21	2	7	46	1.5
2014-15	9	0	38	4.2	4	7	.571	0	1	.000	2	5	.400	4	5	9	1.0	4	0	1	4	0	1	10	1.1
TOTAL	**85**	**10**	**946**	**11.1**	**59**	**153**	**.386**	**20**	**75**	**.267**	**20**	**45**	**.444**	**59**	**104**	**163**	**1.9**	**124**	**2**	**38**	**51**	**7**	**19**	**158**	**1.9**

Moats' SEC Statistics at Vanderbilt

Year	GP	GS	Min	Avg	FG	FGA	Pct	3FG	3FGA	Pct	FT	FTA	Pct	Off	Def	Tot	Avg	PF	FO	Ast	TO	Blk	Stl	Pts	Avg
2011-12	7	0	16	2.3	0	2	.000	0	2	.000	0	0	.000	0	4	4	0.6	1	0	0	1	3	0	0	0.0
2012-13	16	5	241	15.1	18	37	.486	4	13	.308	3	10	.300	18	26	44	2.8	29	0	8	10	1	4	43	2.7
2013-14	18	0	200	11.1	10	26	.385	6	16	.375	5	6	.833	10	20	30	1.7	23	0	4	9	0	3	31	1.7
2014-15	3	0	2	0.7	0	0	.000	0	0	.000	0	0	.000	0	0	0	0.0	0	0	0	0	0	0	0	0.0
TOTAL	**44**	**5**	**459**	**10.4**	**28**	**65**	**.431**	**10**	**31**	**.323**	**8**	**16**	**.500**	**28**	**50**	**78**	**1.8**	**53**	**0**	**12**	**20**	**4**	**7**	**74**	**1.7**

JEFF ROBERSON

11

Freshman, Forward
6'6" 206 lbs.
Houston, Texas
The Kinkaid School

SEASON HIGHS

Points: 12, vs. Tennessee (2/11/15)
FG Made: 4, 4x, last vs. Tennessee (2/11/15)
FG Atts: 6, 3x, last at Georgia (1/27/15)
3FG Made: 2, 2x, last at Georgia (1/27/15)
3FG Atts: 2, 5x, last at Georgia (1/27/15)
FT Made: 4, vs. Auburn (1/6/14)
FT Atts: 6, 4x, last vs. South Carolina (2/7/15)
Rebounds: 8, 2x. last vs. Baylor (12/4/14)
Assists: 4, at Georgia (1/27/15)
Turnovers: 4, 2x. last vs. W. Carolina (12/16/14)
Blocks: 1, 5x, last vs. Auburn (1/6/14)
Steals: 2, 2x, last vs. Tennessee (2/11/15)
Minutes: 35, vs. La Salle (11/29/14)

CAREER HIGHS

Points: 12, vs. Tennessee (2/11/15)
FG Made: 4, 4x, last vs. Tennessee (2/11/15)
FG Atts: 6, 3x, last at Georgia (1/27/15)
3FG Made: 2, 2x, last at Georgia (1/27/15)
3FG Atts: 2, 5x, last at Georgia (1/27/15)
FT Made: 4, vs. Auburn (1/6/14)
FT Atts: 6, 4x, last vs. South Carolina (2/7/15)
Rebounds: 8, 2x. last vs. Baylor (12/4/14)
Assists: 4, at Georgia (1/27/15)
Turnovers: 4, 2x. last vs. W. Carolina (12/16/14)
Blocks: 1, 5x, last vs. Auburn (1/6/14)
Steals: 2, 2x, last vs. Tennessee (2/11/15)
Minutes: 35, vs. La Salle (11/29/14)

MISCELLANEOUS

ROBERSON NOTEBOOK

- ✪ Scored career-high 12 points vs. Tennessee - was 4-4 from the floor, added 2 assists and 2 steals.
- ✪ Tallied a then-career-high 11 points at Georgia - also added a career-high four assists.
- ✪ Scored eight points at Georgia Tech on 4-of-5 shooting; also scored eight points vs. Penn and 4-5 from floor.
- ✪ Made a career-high two threes in win over Purdue.
- ✪ Tied a career high with eight rebounds against Baylor.
- ✪ Played career-high 35 minutes vs. LaSalle and scored seven points and grabbed seven rebounds.
- ✪ Left The Kinkaid School as the school's all-time leading scorer with 1,743 points.
- ✪ Averaged 20.1 points, 9.2 rebounds, 2.0 assists, and 1.5 steals per game in his senior season at the Kinkaid School in Houston.
- ✪ Named a finalist for the Guy V. Lewis Award, which is given to the top high school player in the city of Houston.
- ✪ As a senior, Roberson shot 66.8% from the floor, 48% from three-point range, and 78% from the free throw line.
- ✪ Chose Vanderbilt over Georgia Tech, Saint Louis, and Harvard.

ROBERSON GAME-BY-GAME (FRESHMAN)

Opponent	M	FG-A	3P-A	FT-A	Reb	PF	A	T	B	S	PTS
N16 Trevecca*	18	2-4	1-2	3-6	6	3	0	2	1	0	8
N20 Lipscomb*	24	2-6	1-2	0-0	8	3	2	1	1	0	5
N23 Tennessee St.*	15	1-2	0-1	1-2	1	4	3	2	1	1	3
N25 Norfolk St.*	11	0-1	0-1	0-0	2	2	1	2	0	0	0
N28 Rutgers*	10	0-1	0-1	0-0	2	1	1	1	0	0	0
N29 Lasalle*	35	2-5	0-0	3-4	7	2	2	1	0	0	7
D4 Baylor*	22	0-1	0-1	2-2	8	2	2	4	0	0	2
D13 Purdue*	22	2-3	2-2	0-0	3	4	1	0	0	0	6
D16 W. Carolina*	19	1-1	1-1	0-0	3	1	0	4	0	2	3
D20 @Georgia Tech*	19	4-5	0-1	0-0	2	3	1	1	0	1	8
D22 Penn*	19	4-5	0-1	0-0	3	2	1	1	0	0	8
D31 @Saint Louis*	22	2-5	0-2	3-3	4	2	1	1	1	0	7
J3 Yale*	15	0-2	0-1	0-0	2	2	0	1	0	0	0
J6 Auburn*	28	1-6	0-1	4-6	3	1	0	1	1	1	6
J10 @Arkansas*	13	1-1	0-0	2-2	2	2	0	2	0	0	4
J14 Georgia*	12	2-2	1-1	0-0	3	2	2	2	0	0	5
J17 @Miss. St.*	12	1-4	0-0	0-0	2	4	0	1	0	0	2
J20 @Kentucky*	12	1-2	0-0	1-2	2	2	0	2	0	0	3
J24 LSU	23	2-5	1-3	1-2	5	2	0	3	0	0	6
J27 @Georgia*	26	4-6	2-2	1-2	3	4	4	2	0	1	11
J31 @Texas A&M*	25	1-5	0-1	2-2	7	5	1	1	1	0	4
F3 Florida*	32	3-4	0-0	2-6	4	3	3	1	0	1	8
F7 South Carolina*	33	0-2	0-0	3-6	7	3	1	0	0	0	3
F11 Tennesssee*	29	4-4	1-1	3-4	3	4	2	1	0	2	12
F14 @Alabama*	17	0-2	0-1	0-2	1	2	0	0	1	0	0
F18 @Florida											
F21 Missouri											
F26 @Tennessee											
F28 Alabama											
M4 Miss. St.											
M7 @Ole Miss											

Roberson's Overall Statistics at Vanderbilt

Year	GP	GS	Min	Avg	FG	FGA	Pct	3FG	3FGA	Pct	FT	FTA	Pct	Off	Def	Tot	Avg	PF	FO	Ast	TO	Blk	Stl	Pts	Avg
2014-15	25	24	513	20.5	40	84	.476	10	26	.385	31	51	.608	28	60	88	3.5	65	1	28	37	7	9	121	4.8
TOTAL	25	24	513	20.5	40	84	.476	10	26	.385	31	51	.608	28	60	88	3.5	65	1	28	37	7	9	121	4.8

Roberson's SEC Statistics at Vanderbilt

Year	GP	GS	Min	Avg	FG	FGA	Pct	3FG	3FGA	Pct	FT	FTA	Pct	Off	Def	Tot	Avg	PF	FO	Ast	TO	Blk	Stl	Pts	Avg
2014-15	12	11	262	21.8	20	43	.465	5	10	.500	19	34	.559	16	26	42	3.5	34	1	13	16	3	5	64	5.3
TOTAL	**12**	**11**	**262**	**21.8**	**20**	**43**	**.465**	**5**	**10**	**.500**	**19**	**34**	**.559**	**16**	**26**	**42**	**3.5**	**34**	**1**	**13**	**16**	**3**	**5**	**64**	**5.3**

JAMES SIAKAM

35

Senior, Forward
6'7" 225 lbs.
Douala, Cameroon
Brehm Prep (Ill.)

SEASON HIGHS

Points: 20, vs. W. Carolina (12/16/14)
FG Made: 7, vs. Penn (12/22/14)
FG Atts: 8, 4x, last vs. Aubun (1/6/15)
3FG Made:
3FG Atts:
FT Made: 12, vs. W. Carolina (12/16/14
FT Atts: 13, vs. W. Carolina (12/16/14
Rebounds: 11, vs. Florida (2/3/15)
Assists: 4, at Saint Louis (12/31/14)
Turnovers: 4, vs. Rutgers (11/28/14)
Blocks: 5, vs. Florida (2/3/15)
Steals: 3, 2x, last at Texas A&M (1/31/14)
Minutes: 36, vs. Florida (2/3/15)

CAREER HIGHS

Points: 22, at Texas A&M (1/25/14)
FG Made: 7, 2x, last vs. Penn (12/22/14)
FG Atts: 10, 2x, last at Missouri (2/19/14)
3FG Made:
3FG Atts: 1, 4x, last vs. Missouri (1/16/14)
FT Made: 12, 2x. last vs. W. Carolina (12/16/14)
FT Atts: 14, vs. Texas A&M (2/15/14)
Rebounds: 13, vs. Lipscomb (11/15/13)
Assists: 4, 3x, last at Saint Louis (12/31/14)
Turnovers: 4, 2x, last vs. Rutgers (11/28/14)
Blocks: 5, 2x, last vs. Florida (2/3/15)
Steals: 4, vs. Saint Louis (12/30/13)
Minutes: 37, vs. Texas A&M (2/15/14)

MISCELLANEOUS

	2014-15	Career
Double-Digit Pts.	12	18
Double-Digit Reb.	3	7

SIAKAM NOTEBOOK

- Had 4th consecutive double-figure scoring game vs. Tennesee (14).
- Posted second consecutive double-double with 16 points and 10 rebounds vs. South Carolina...Had 12 points and 11 rebounds in win over Florida - was 10-11 from free throw line
- Posted fourth career double-double vs. Auburn with team-high 14 points and 10 rebounds.
- Rebounding runs in the family - James is 27th in the country in offensive rebounding percentage, while his brother Pascal, who plays at New Mexico State, is ranked 21st in the same category.
- Leads team in field goal percentage at 65.2%.
- Played in all 31 games and started 28 in 2013-14.
- Averaged 7.2 points and 5.3 rebounds per game last year..Shot 58.9% from the floor, which led the team.
- Posted six games in double figures and had three double-doubles on the season, with two coming against Texas A&M.
- Scored a career-high 22 points and had 10 rebounds in win at Texas A&M (1/25) and had a 16-point, 10-rebound effort against the Aggies in Nashville (2/15)...In those two Commodore wins, he was also a combined 22-27 from the free throw line.
- Posted an 18-point, 13-rebound effort against Lipscomb (11/15)...His 13 rebounds was a new career-high.
- Also had 10 rebounds against Ole Miss in Nashville (1/22)...Posted new career-high in blocks with five at LSU (1/18).
- Played in 26 games in 2012-13 and made the first and only start of his career at Tennessee (1/29); averaged 2.0 points and 1.9 rebounds per contest.
- Played in 13 games in 2011-12, and averaged 0.5 points and 0.2 rebounds per game.
- Averaged 18 points, 10 rebounds, and five blocks per game for his Brehm (Ill.) Prep team.
- Chose the Commodores over Southern Illinois, Marquette, Illinois, Florida, Virginia, and UCLA.
- Advice to youngsters: "Work hard for whatever you want because nothing is free. Stay humble, and above all, put God first in any of your endeavors."

SIAKAM GAME-BY-GAME (SENIOR)

Opponent	M	FG-A	3P-A	FT-A	Reb	PF	A	T	B	S	PTS
N16 Trevecca	DNP										
N20 Lipscomb	19	1-3	0-0	0-0	6	4	1	0	3	0	2
N23 Tennessee St.	9	0-1	0-0	1-2	2	1	0	2	0	0	1
N25 Norfolk St.	30	4-8	0-0	3-6	7	2	0	0	1	1	11
N28 Rutgers	20	5-8	0-0	0-1	6	2	1	4	1	0	10
N29 Lasalle	26	5-6	0-0	0-1	6	5	0	0	0	1	10
D4 Baylor	21	5-6	0-0	2-3	4	2	0	1	1	3	12
D13 Purdue	18	4-5	0-0	4-5	5	2	1	3	0	1	12
D16 W. Carolina	27	4-6	0-0	12-13	7	3	0	0	0	1	20
D20 @Georgia Tech	24	2-3	0-0	5-6	2	5	1	2	2	0	9
D22 Penn*	27	7-8	0-0	3-4	8	0	0	2	1	1	17
D31 @Saint Louis*	28	2-4	0-0	3-6	9	4	4	2	1	0	7
J3 Yale*	26	1-2	0-0	5-6	7	2	0	3	1	1	7
J6 Auburn*	29	5-8	0-0	4-4	10	4	1	0	2	0	14
J10 @Arkansas*	26	3-3	0-0	3-4	4	3	0	5	0	2	9
J14 Georgia*	15	2-2	0-0	0-0	5	4	1	3	0	1	4
J17 @Miss. St.	21	1-3	0-0	2-2	3	3	0	0	1	1	4
J20 @Kentucky	19	1-3	0-0	2-2	1	2	0	2	0	2	4
J24 LSU	14	0-1	0-0	2-2	5	5	0	2	1	2	2
J27 @Georgia	16	0-0	0-0	0-0	3	3	0	0	1	1	0
J31 @Texas A&M	24	3-5	0-0	5-8	3	3	1	0	1	3	11
F3 Florida*	36	1-1	0-0	10-11	11	2	2	1	5	1	12
F7 South Carolina*	30	5-7	0-0	6-7	10	1	0	2	2	2	16
F11 Tennesssee*	34	6-10	0-0	2-5	7	3	0	1	3	2	14
F14 @Alabama*	23	1-3	0-0	7-8	6	4	0	1	2	0	9
F18 @Florida											
F21 Missouri											
F26 @Tennessee											
F28 Alabama											
M4 Miss. St.											
M7 @Ole Miss											

Siakam's Overall Statistics at Vanderbilt

Year	GP	GS	Min	Avg	FG	FGA	Pct	3FG	3FGA	Pct	FT	FTA	Pct	Off	Def	Tot	Avg	PF	FO	Ast	TO	Blk	Stl	Pts	Avg
2011-12	13	0	25	1.9	2	5	.400	0	0	.000	2	4	.500	1	1	2	0.2	3	0	0	1	1	0	6	0.5
2012-13	26	1	229	8.8	19	40	.475	0	1	.000	15	30	.500	27	23	50	1.9	30	0	7	16	7	7	53	2.0
2013-14	31	28	748	24.1	76	129	.589	0	4	.000	70	101	.693	71	93	164	5.3	104	5	36	40	41	28	222	7.2
2014-15	24	10	562	23.4	68	106	.642	0	0	.000	81	106	.764	59	78	137	5.7	69	3	13	36	29	26	217	9.0
TOTAL	**93**	**39**	**1561**	**16.8**	**165**	**279**	**.591**	**0**	**5**	**.000**	**168**	**241**	**.697**	**158**	**195**	**353**	**3.8**	**206**	**8**	**56**	**93**	**77**	**61**	**498**	**5.4**

Siakam's SEC Statistics at Vanderbilt

Year	GP	GS	Min	Avg	FG	FGA	Pct	3FG	3FGA	Pct	FT	FTA	Pct	Off	Def	Tot	Avg	PF	FO	Ast	TO	Blk	Stl	Pts	Avg
2011-12	6	0	9	1.5	2	2	1.000	0	0	.000	0	0	.000	1	1	2	0.3	3	0	0	0	0	0	4	0.7
2012-13	11	1	92	8.4	12	26	.462	0	1	.000	7	16	.438	13	12	25	2.3	11	0	3	6	3	3	31	2.8
2013-14	18	17	469	26.1	42	72	.583	0	2	.000	39	56	.696	45	56	101	5.6	63	4	20	25	29	15	123	6.8
2014-15	12	7	287	23.9	28	46	.609	0	0	.000	43	53	.811	25	43	68	5.7	37	1	5	17	18	17	99	8.3
TOTAL	**47**	**25**	**857**	**18.2**	**84**	**146**	**.575**	**0**	**3**	**.000**	**89**	**125**	**.712**	**84**	**112**	**196**	**4.2**	**114**	**5**	**28**	**48**	**50**	**35**	**257**	**5.5**



NATHAN WATKINS

10

Junior, Guard
6'5" 195 lbs.
Brentwood, Tenn.
Ensworth School

SEASON HIGHS

Points:
FG Made:
FG Atts:
3FG Made:
3FG Atts:
FT Made:
FT Atts:
Rebounds: 1, vs. Trevecca (11/16/14)
Assists:
Turnovers: 1, W. Carolina (12/16/14)
Blocks:
Steals:
Minutes: 3, vs. Penn (12/22/14)

CAREER HIGHS

Points: 7, at Auburn (2/22/14)
FG Made: 2, 2x, last vs. LSU (3/6/14)
FG Atts: 6, at Auburn (2/22/14)
3FG Made: 1, 2x, last vs. LSU (3/6/14)
3FG Atts: 5, at Auburn (2/22/14)
FT Made: 3, at Tennessee (3/1/14)
FT Atts: 4, at Tennessee (3/1/14)
Rebounds: 4, vs. Miss. State (3/12/14)
Assists:
Turnovers: 2, vs. Alabama A&M (12/15/12)
Blocks:
Steals: 1, at Mississippi State (2/23/13)
Minutes: 16, at Auburn (2/22/14)

WATKINS NOTEBOOK

- Walk-on guard from Brentwood, Tenn., who played at Ensworth School in Nashville.
- Played in nine games in 2013-14, including five out of the last six.
- Averaged 2.3 points and 0.9 rebounds per game.
- Scored the first point of his career against Northeastern (1/4).
- Played a career-high 16 minutes in a win at Auburn (2/22), where he helped contribute to the win with seven points and three rebounds.
- Scored six points at Tennessee (3/1)...Grabbed four rebounds vs. Miss. State (3/12) in the SEC Tournament.
- Averaged 13 points and five rebounds in his senior season at Ensworth, where he was team captain.
- In his junior and senior years, he was a part of two state and regional championship teams, and his Ensworth squad claimed the 2012 Naples Daily News Tournament Championship.
- Individually, he was named to the TSSAA State All-Tournament team and the Tennessee Prep Hoops All-Region team in his senior season, while also being named a finalist for the Moss-Oliver Award, an award the Nashville City Civitan Club presents annually to a girl and boy basketball player from a Nashville high school who excels in athletics, academics, school activities and community involvement.
- Undecided on major at Vanderbilt.
- Nickname is Swatkins.
- Advice to youngsters: "Never be satisfied with where you're at."

WATKINS GAME-BY-GAME (JUNIOR)

Opponent	M	FG-A	3P-A	FT-A	Reb	PF	A	T	B	S	PTS
N16 Trevecca	2	0-0	0-0	0-0	1	0	0	0	0	0	0
N20 Lipscomb	1	0-0	0-0	0-0	0	0	0	0	0	0	0
N23 Tennessee St.	2	0-0	0-0	0-0	0	1	0	0	0	0	0
N25 Norfolk St.	DNP										
N28 Rutgers	DNP										
N29 Lasalle	DNP										
D4 Baylor	DNP										
D13 Purdue	0+	0-0	0-0	0-0	0	0	0	0	0	0	0
D16 W. Carolina	2	0-0	0-0	0-0	0	1	0	1	0	0	0
D20 @Georgia Tech	DNP										
D22 Penn	3	0-0	0-0	0-0	0	0	0	0	0	0	0
D31 @Saint Louis	DNP										
J3 Yale	DNP										
J6 Auburn	DNP										
J10 @Arkansas	DNP										
J14 Georgia	DNP										
J17 @Miss. St.	DNP										
J20 @Kentucky	DNP										
J24 LSU	DNP										
J27 @Georgia	DNP										
J31 @Texas A&M	0+	0-0	0-0	0-0	0	0	0	0	0	0	0
F3 Florida	DNP										
F7 South Carolina	0+	0-0	0-0	0-0	0	0	0	0	0	0	0
F11 Tennesssee	DNP										
F14 @Alabama	DNP										
F18 @Florida											
F21 Missouri											
F26 @Tennessee											
F28 Alabama											
M4 Miss. St.											
M7 @Ole Miss											

Watkins' Overall Statistics at Vanderbilt

Year	GP	GS	Min	Avg	FG	FGA	Pct	3FG	3FGA	Pct	FT	FTA	Pct	Off	Def	Tot	Avg	PF	FO	Ast	TO	Blk	Stl	Pts	Avg
2012-13	5	0	5	1.0	0	1	.000	0	1	.000	0	0	.000	0	1	1	0.2	0	0	0	2	0	1	0	0.0
2013-14	9	0	53	5.9	5	18	.278	3	15	.200	8	11	.727	2	6	8	0.9	3	0	0	4	0	0	21	2.3
2014-15	8	0	10	1.3	0	0	.000	0	0	.000	0	0	.000	0	1	1	0.1	2	0	0	1	0	0	0	0.0
TOTAL	**22**	**0**	**68**	**3.1**	**5**	**19**	**.263**	**3**	**16**	**.188**	**8**	**11**	**.727**	**2**	**8**	**10**	**0.5**	**5**	**0**	**0**	**7**	**0**	**1**	**21**	**1.0**

Watkins' SEC Statistics at Vanderbilt

Year	GP	GS	Min	Avg	FG	FGA	Pct	3FG	3FGA	Pct	FT	FTA	Pct	Off	Def	Tot	Avg	PF	FO	Ast	TO	Blk	Stl	Pts	Avg
2012-13	2	0	2	1.0	0	1	.000	0	1	.000	0	0	.000	0	0	0	0.0	0	0	0	0	0	1	0	0.0
2014-15	2	0	0	0.0	0	0	.000	0	0	.000	0	0	.000	0	0	0	0.0	0	0	0	0	0	0	0	0.0
TOTAL	**9**	**0**	**41**	**4.6**	**5**	**17**	**.294**	**3**	**14**	**.214**	**7**	**8**	**.875**	**1**	**3**	**4**	**0.4**	**1**	**0**	**0**	**3**	**0**	**1**	**20**	**2.2**

2014-15 Vanderbilt Basketball
Vanderbilt Combined Team Statistics (as of Feb 14, 2015)
All games

RECORD:	OVERALL	HOME	AWAY	NEUTRAL
ALL GAMES	14-11	11-4	2-6	1-1
CONFERENCE	4-8	3-3	1-5	0-0
NON-CONFERENCE	10-3	8-1	1-1	1-1

					Total		3-Point		F-Throw		Rebounds											
##	Player	gp-gs	min	avg	fg-fga	fg%	3fg-fga	3fg%	ft-fta	ft%	off	def	tot	avg	pf	dq	a	to	blk	stl	pts	avg
30	JONES, Damian	25-25	736	29.4	134-246	.545	1-5	.200	108-174	.621	57	111	168	6.7	61	0	21	55	46	18	377	15.1
13	LACHANCE, Riley	25-25	841	33.6	103-231	.446	49-126	.389	58-67	.866	7	70	77	3.1	33	0	62	35	1	19	313	12.5
35	SIAKAM, James	24-10	562	23.4	68-106	.642	0-0	.000	81-106	.764	59	78	137	5.7	69	3	13	36	29	26	217	9.0
03	KORNET, Luke	25-14	551	22.0	77-156	.494	31-85	.365	30-41	.732	22	70	92	3.7	54	0	22	32	25	7	215	8.6
04	BALDWIN IV, Wade	25-14	687	27.5	63-152	.414	22-62	.355	52-65	.800	12	80	92	3.7	64	2	111	47	3	40	200	8.0
05	FISHER-DAVIS, Matth	24-1	489	20.4	47-136	.346	42-103	.408	13-18	.722	10	40	50	2.1	35	0	27	16	5	9	149	6.2
11	ROBERSON, Jeff	25-24	513	20.5	40-84	.476	10-26	.385	31-51	.608	28	60	88	3.5	65	1	28	37	7	9	121	4.8
00	MITCHELL, Shelton	22-11	490	22.3	34-98	.347	5-23	.217	29-41	.707	5	45	50	2.3	27	0	80	51	2	3	102	4.6
40	HENDERSON, Josh	19-1	144	7.6	18-36	.500	0-2	.000	8-11	.727	10	15	25	1.3	20	0	3	6	2	2	44	2.3
34	MOATS, Shelby	9-0	38	4.2	4-7	.571	0-1	.000	2-5	.400	4	5	9	1.0	4	0	1	4	0	1	10	1.1
12	MCGLOIN, Phillip	3-0	3	1.0	0-1	.000	0-1	.000	0-0	.000	0	3	3	1.0	0	0	0	2	0	0	0	0.0
10	WATKINS, Nathan	8-0	10	1.3	0-0	.000	0-0	.000	0-0	.000	0	1	1	0.1	2	0	0	1	0	0	0	0.0
14	JOSEPHS, Carter	10-0	36	3.6	0-0	.000	0-0	.000	0-2	.000	0	4	4	0.4	5	0	5	3	0	0	0	0.0
	Team										36	31	67		1			14				
	Total.....	25	5100		588-1253	.469	160-434	.369	412-581	.709	250	613	863	34.5	440	6	373	339	120	134	1748	69.9
	Opponents.....	25	5100		560-1377	.407	157-452	.347	322-481	.669	289	499	788	31.5	498	-	279	303	77	167	1599	64.0

TEAM STATISTICS	VU	OPP
SCORING	1748	1599
Points per game	69.9	64.0
Scoring margin	+6.0	-
FIELD GOALS-ATT	588-1253	560-1377
Field goal pct	.469	.407
3 POINT FG-ATT	160-434	157-452
3-point FG pct	.369	.347
3-pt FG made per game	6.4	6.3
FREE THROWS-ATT	412-581	322-481
Free throw pct	.709	.669
F-Throws made per game	16.5	12.9
REBOUNDS	863	788
Rebounds per game	34.5	31.5
Rebounding margin	+3.0	-
ASSISTS	373	279
Assists per game	14.9	11.2
TURNOVERS	339	303
Turnovers per game	13.6	12.1
Turnover margin	-1.4	-
Assist/turnover ratio	1.1	0.9
STEALS	134	167
Steals per game	5.4	6.7
BLOCKS	120	77
Blocks per game	4.8	3.1
ATTENDANCE	134005	102006
Home games-Avg/Game	15-8934	8-11706
Neutral site-Avg/Game	-	2-4181

Score by Periods	1st	2nd	OT	OT2	Totals
Vanderbilt	786	930	20	12	1748
Opponents	722	843	27	7	1599

	Date	Opponent		Score	Att.
	11/16/14	TREVECCA	W	83-56	7581
	11/20/14	LIPSCOMB	W	72-62	8415
+	11/23/14	TENNESSEE STATE	W	78-46	7446
+	11/25/14	NORFOLK STATE	W	63-53	7504
#	11/28/14	vs Rutgers	L	65-68	4118
#	11/29/14	vs La Salle	W	68-55	4244
!	12/04/14	BAYLOR	L	63-66	7740
	12/13/14	PURDUE	W	81-71	9565
	12/16/14	WESTERN CAROLINA	W	99-79	7504
	12/20/14	at Georgia Tech	L	60-65	6081
	12/22/14	PENN	W	79-50	8084
	12/31/14	at Saint Louis	W	70-55	8194
	01/03/15	YALE	Wo2	79-74	10103
*	01/06/15	AUBURN	W	64-52	10502
*	01/10/15	at Arkansas	L	70-82	17238
*	01/14/15	GEORGIA	L	67-70	9203
*	01-17-15	at Mississippi State	L	54-57	6568
*	01/20/15	at Kentucky	L	57-65	24249
*	01/24/15	LSU	Lot	75-79	9392
*	01/27/15	at Georgia	L	62-70	7091
*	01/31/15	at Texas A&M	L	58-69	12722
*	02/03/15	FLORIDA	W	67-61	9815
*	02/07/15	SOUTH CAROLINA	W	65-50	9259
*	02/11/15	TENNESSEE	Lot	73-76	11892
*	2/14/15	at Alabama	W	76-68	11501

+ = Barclays Center Classic, Nashville, Tenn.
# = Barclays Center Classic, Brooklyn, N.Y.
! = SEC/Big 12 Challenge
* = Conference game

2014-15 Vanderbilt Basketball
Vanderbilt Combined Team Statistics (as of Feb 14, 2015)
Conference games

RECORD:	OVERALL	HOME	AWAY	NEUTRAL
ALL GAMES	4-8	3-3	1-5	0-0
CONFERENCE	4-8	3-3	1-5	0-0
NON-CONFERENCE	0-0	0-0	0-0	0-0

					Total		3-Point		F-Throw		Rebounds											
##	Player	gp-gs	min	avg	fg-fga	fg%	3fg-fga	3fg%	ft-fta	ft%	off	def	tot	avg	pf	dq	a	to	blk	stl	pts	avg
30	JONES, Damian	12-12	371	30.9	61-117	.521	0-1	.000	39-76	.513	27	49	76	6.3	28	0	8	24	22	9	161	13.4
13	LACHANCE, Riley	12-12	412	34.3	45-113	.398	22-61	.361	31-37	.838	5	35	40	3.3	23	0	28	22	0	9	143	11.9
03	KORNET, Luke	12-4	266	22.2	36-83	.434	13-45	.289	15-19	.789	7	31	38	3.2	22	0	14	15	8	5	100	8.3
04	BALDWIN IV, Wade	12-9	357	29.8	30-85	.353	11-36	.306	29-36	.806	9	36	45	3.8	35	1	54	27	2	24	100	8.3
35	SIAKAM, James	12-7	287	23.9	28-46	.609	0-0	.000	43-53	.811	25	43	68	5.7	37	1	5	17	18	17	99	8.3
05	FISHER-DAVIS, Matth	12-1	247	20.6	25-72	.347	23-56	.411	5-8	.625	5	20	25	2.1	14	0	14	12	3	4	78	6.5
11	ROBERSON, Jeff	12-11	262	21.8	20-43	.465	5-10	.500	19-34	.559	16	26	42	3.5	34	1	13	16	3	5	64	5.3
00	MITCHELL, Shelton	9-3	173	19.2	12-32	.375	1-8	.125	9-10	.900	2	11	13	1.4	11	0	15	22	0	0	34	3.8
40	HENDERSON, Josh	7-1	50	7.1	4-14	.286	0-1	.000	1-1	1.000	2	1	3	0.4	6	0	2	1	1	1	9	1.3
14	JOSEPHS, Carter	4-0	23	5.8	0-0	.000	0-0	.000	0-0	.000	0	3	3	0.8	4	0	5	0	0	0	0	0.0
10	WATKINS, Nathan	2-0	0	0.0	0-0	.000	0-0	.000	0-0	.000	0	0	0	0.0	0	0	0	0	0	0	0	0.0
12	MCGLOIN, Phillip	1-0	0	0.0	0-0	.000	0-0	.000	0-0	.000	0	1	1	1.0	0	0	0	0	0	0	0	0.0
34	MOATS, Shelby	3-0	2	0.7	0-0	.000	0-0	.000	0-0	.000	0	0	0	0.0	0	0	0	0	0	0	0	0.0
	Team										23	17	40					8				
	Total.....	12	2450		261-605	.431	75-218	.344	191-274	.697	121	273	394	32.8	214	3	158	164	57	74	788	65.7
	Opponents.....	12	2450		269-626	.430	81-197	.411	180-257	.700	125	260	385	32.1	228	-	137	151	50	89	799	66.6

TEAM STATISTICS	VU	OPP
SCORING	788	799
Points per game	65.7	66.6
Scoring margin	-0.9	-
FIELD GOALS-ATT	261-605	269-626
Field goal pct	.431	.430
3 POINT FG-ATT	75-218	81-197
3-point FG pct	.344	.411
3-pt FG made per game	6.3	6.8
FREE THROWS-ATT	191-274	180-257
Free throw pct	.697	.700
F-Throws made per game	15.9	15.0
REBOUNDS	394	385
Rebounds per game	32.8	32.1
Rebounding margin	+0.8	-
ASSISTS	158	137
Assists per game	13.2	11.4
TURNOVERS	164	151
Turnovers per game	13.7	12.6
Turnover margin	-1.1	-
Assist/turnover ratio	1.0	0.9
STEALS	74	89
Steals per game	6.2	7.4
BLOCKS	57	50
Blocks per game	4.8	4.2
ATTENDANCE	60063	79369
Home games-Avg/Game	6-10010	6-13228
Neutral site-Avg/Game	-	0-0

Score by Periods	1st	2nd	OT	Totals
Vanderbilt	337	439	12	788
Opponents	354	426	19	799

	Date	Opponent		Score	Att.
*	01/06/15	AUBURN	W	64-52	10502
*	01/10/15	at Arkansas	L	70-82	17238
*	01/14/15	GEORGIA	L	67-70	9203
*	01-17-15	at Mississippi State	L	54-57	6568
*	01/20/15	at Kentucky	L	57-65	24249
*	01/24/15	LSU	Lot	75-79	9392
*	01/27/15	at Georgia	L	62-70	7091
*	01/31/15	at Texas A&M	L	58-69	12722
*	02/03/15	FLORIDA	W	67-61	9815
*	02/07/15	SOUTH CAROLINA	W	65-50	9259
*	02/11/15	TENNESSEE	Lot	73-76	11892
*	2/14/15	at Alabama	W	76-68	11501

+ = Barclays Center Classic, Nashville, Tenn.
# = Barclays Center Classic, Brooklyn, N.Y.
! = SEC/Big 12 Challenge
* = Conference game

2014-15 Vanderbilt Basketball
Vanderbilt Team Game-by-Game (as of Feb 14, 2015)
All games

TEAM STATISTICS

				Total		3-Pointers		Free throws		Rebounds										
Opponent	Date	Score		fg-fga	pct	3fg-fga	pct	ft-fta	pct	off	def	tot	avg	pf	a	t/o	blk	stl	pts	avg
TREVECCA	11/16/14	83-56	W	28-56	.500	6-22	.273	21-35	.600	15	38	53	53.0	15	15	16	9	2	83	83.0
LIPSCOMB	11/20/14	72-62	W	27-59	.458	7-15	.467	11-18	.611	13	30	43	48.0	22	19	11	8	5	72	77.5
TENNESSEE STATE	11/23/14	78-46	W	28-46	.609	9-19	.474	13-18	.722	7	33	40	45.3	17	24	17	6	2	78	77.7
NORFOLK STATE	11/25/14	63-53	W	22-50	.440	9-22	.409	10-18	.556	8	26	34	42.5	19	19	9	4	5	63	74.0
vs Rutgers	11/28/14	65-68	L	24-50	.480	8-17	.471	9-14	.643	10	22	32	40.4	18	19	14	2	3	65	72.2
vs La Salle	11/29/14	68-55	W	26-48	.542	4-11	.364	12-16	.750	8	23	31	38.8	13	14	7	0	5	68	71.5
BAYLOR	12/04/14	63-66	L	21-48	.438	3-17	.176	18-23	.783	10	20	30	37.6	17	11	14	6	8	63	70.3
PURDUE	12/13/14	81-71	W	28-48	.583	9-14	.643	16-23	.696	7	18	25	36.0	21	17	14	4	4	81	71.6
WESTERN CAROLINA	12/16/14	99-79	W	26-47	.553	9-19	.474	38-43	.884	13	21	34	35.8	21	15	18	4	5	99	74.7
at Georgia Tech	12/20/14	60-65	L	21-45	.467	3-15	.200	15-20	.750	8	22	30	35.2	16	13	13	6	3	60	73.2
PENN	12/22/14	79-50	W	28-49	.571	5-12	.417	18-25	.720	10	29	39	35.5	13	17	16	4	9	79	73.7
at Saint Louis	12/31/14	70-55	W	25-46	.543	6-11	.545	14-20	.700	9	30	39	35.8	18	18	14	5	3	70	73.4
YALE	01/03/15	79-74	Wot	23-56	.411	7-22	.318	26-34	.765	11	28	39	36.1	16	14	12	5	6	79	73.8
AUBURN	01/06/15	64-52	W	20-46	.435	4-13	.308	20-25	.800	12	35	47	36.9	17	11	19	8	2	64	73.1
at Arkansas	01/10/15	70-82	L	26-50	.520	6-14	.429	12-15	.800	8	19	27	36.2	18	12	22	2	2	70	72.9
GEORGIA	01/14/15	67-70	L	23-56	.411	9-27	.333	12-18	.667	12	24	36	36.2	16	16	11	3	5	67	72.6
at Mississippi State	01-17-15	54-57	L	20-52	.385	5-20	.250	9-17	.529	10	18	28	35.7	22	8	7	2	8	54	71.5
at Kentucky	01/20/15	57-65	L	22-53	.415	7-18	.389	6-12	.500	9	21	30	35.4	19	11	16	3	6	57	70.7
LSU	01/24/15	75-79	Lot	27-63	.429	7-23	.304	14-17	.824	12	24	36	35.4	20	18	16	7	9	75	70.9
at Georgia	01/27/15	62-70	L	21-58	.362	8-22	.364	12-17	.706	14	13	27	35.0	22	12	7	3	8	62	70.4
at Texas A&M	01/31/15	58-69	L	21-50	.420	6-16	.375	10-17	.588	6	17	23	34.4	19	17	16	6	10	58	69.9
FLORIDA	02/03/15	67-61	W	16-40	.400	6-16	.375	29-42	.690	13	29	42	34.8	16	12	18	9	6	67	69.7
SOUTH CAROLINA	02/07/15	65-50	W	19-42	.452	5-17	.294	22-29	.759	10	23	33	34.7	14	15	10	3	8	65	69.5
TENNESSEE	02/11/15	73-76	Lot	25-51	.490	6-17	.353	17-30	.567	10	25	35	34.7	14	16	16	6	7	73	69.7
at Alabama	2/14/15	76-68	W	21-44	.477	6-15	.400	28-35	.800	5	25	30	34.5	17	10	6	5	3	76	69.9
Vanderbilt		1748		588-1253	.469	160-434	.369	412-581	.709	250	613	863	34.5	440	373	339	120	134	1748	69.9
Opponents		1599		560-1377	.407	157-452	.347	322-481	.669	289	499	788	31.5	498	279	303	77	167	1599	64.0

Games played: 25
Points/game: 69.9
FG Pct: 46.9
3FG Pct: 36.9
FT Pct: 70.9

Rebounds/game: 34.5
Assists/game: 14.9
Turnovers/game: 13.6
Assist/turnover ratio: 1.1
Steals/game: 5.4
Blocks/game: 4.8

2014-15 Vanderbilt Basketball
Vanderbilt Opponent Game-by-Game (as of Feb 14, 2015)
All games

OPPONENT STATISTICS

				Total		3-Pointers		Free throws		Rebounds										
Opponent	Date	Score		fg-fga	pct	3fg-fga	pct	ft-fta	pct	off	def	tot	avg	pf	a	t/o	blk	stl	pts	avg
TREVECCA	11/16/14	83-56	W	19-65	.292	6-19	.316	12-16	.750	10	19	29	29.0	25	9	12	1	12	56	56.0
LIPSCOMB	11/20/14	72-62	W	19-57	.333	7-28	.250	17-26	.654	14	23	37	33.0	19	7	9	6	4	62	59.0
TENNESSEE STATE	11/23/14	78-46	W	17-52	.327	2-12	.167	10-23	.435	10	13	23	29.7	17	6	13	0	7	46	54.7
NORFOLK STATE	11/25/14	63-53	W	18-56	.321	3-19	.158	14-19	.737	14	28	42	32.8	21	7	11	3	3	53	54.2
vs Rutgers	11/28/14	65-68	L	24-61	.393	7-23	.304	13-19	.684	18	20	38	33.8	16	13	8	1	7	68	57.0
vs La Salle	11/29/14	68-55	W	22-51	.431	4-14	.286	7-11	.636	10	16	26	32.5	19	11	10	0	3	55	56.7
BAYLOR	12/04/14	63-66	L	24-53	.453	10-18	.556	8-14	.571	13	20	33	32.6	20	15	14	3	7	66	58.0
PURDUE	12/13/14	81-71	W	26-55	.473	3-11	.273	16-23	.696	13	16	29	32.1	23	7	12	5	5	71	59.6
WESTERN CAROLINA	12/16/14	99-79	W	30-57	.526	8-17	.471	11-17	.647	8	10	18	30.6	26	16	14	2	11	79	61.8
at Georgia Tech	12/20/14	60-65	L	26-67	.388	4-22	.182	9-13	.692	20	19	39	31.4	18	14	7	2	6	65	62.1
PENN	12/22/14	79-50	W	19-55	.345	5-19	.263	7-13	.538	10	14	24	30.7	21	9	17	2	7	50	61.0
at Saint Louis	12/31/14	70-55	W	20-55	.364	7-24	.292	8-16	.500	10	16	26	30.3	19	14	8	0	4	55	60.5
YALE	01/03/15	79-74	Wot	27-67	.403	10-29	.345	10-14	.714	14	25	39	31.0	26	14	17	2	2	74	61.5
AUBURN	01/06/15	64-52	W	18-59	.305	7-21	.333	9-18	.500	10	17	27	30.7	21	10	9	3	10	52	60.9
at Arkansas	01/10/15	70-82	L	28-59	.475	5-14	.357	21-28	.750	15	18	33	30.9	17	12	11	5	13	82	62.3
GEORGIA	01/14/15	67-70	L	22-45	.489	10-17	.588	16-24	.667	4	23	27	30.6	17	13	11	5	6	70	62.8
at Mississippi State	01-17-15	54-57	L	17-44	.386	3-12	.250	20-27	.741	14	27	41	31.2	16	6	17	3	5	57	62.4
at Kentucky	01/20/15	57-65	L	20-46	.435	4-6	.667	21-32	.656	10	23	33	31.3	14	13	13	11	8	65	62.6
LSU	01/24/15	75-79	Lot	30-64	.469	6-15	.400	13-23	.565	18	24	42	31.9	15	13	19	2	6	79	63.4
at Georgia	01/27/15	62-70	L	19-43	.442	9-17	.529	23-25	.920	12	25	37	32.2	17	11	16	7	5	70	63.8
at Texas A&M	01/31/15	58-69	L	25-47	.532	7-12	.583	12-21	.571	6	26	32	32.1	16	19	15	3	10	69	64.0
FLORIDA	02/03/15	67-61	W	21-57	.368	6-19	.316	13-16	.813	9	17	26	31.9	26	7	8	2	10	61	63.9
SOUTH CAROLINA	02/07/15	65-50	W	17-43	.395	5-19	.263	11-13	.846	4	16	20	31.3	23	10	12	1	4	50	63.3
TENNESSEE	02/11/15	73-76	Lot	29-61	.475	8-21	.381	10-13	.769	9	20	29	31.3	22	12	13	5	8	76	63.8
at Alabama	2/14/15	76-68	W	23-58	.397	11-24	.458	11-17	.647	14	24	38	31.5	24	11	7	3	4	68	64.0
Opponents		1599		560-1377	.407	157-452	.347	322-481	.669	289	499	788	31.5	498	279	303	77	167	1599	64.0
Vanderbilt		1748		588-1253	.469	160-434	.369	412-581	.709	250	613	863	34.5	440	373	339	120	134	1748	69.9

Games played: 25
Points/game: 64.0
FG Pct: 40.7
3FG Pct: 34.7
FT Pct: 66.9

Rebounds/game: 31.5
Assists/game: 11.2
Turnovers/game: 12.1
Assist/turnover ratio: 0.9
Steals/game: 6.7
Blocks/game: 3.1

2014-15 Vanderbilt Basketball
Vanderbilt Points-Rebounds-Assists (as of Feb 14, 2015)
All games

Opponent	Date	Score		00 MITCHELL,S	03 KORNET,LUK	04 BALDWIN IV	05 FISHER-DAV	10 WATKINS,NA	11 ROBERSON,J	12 MCGLOIN,PH
TREVECCA	11/16/14	83-56	W	6-3-4	10-10-0	9-3-3	5-2-3	0-1-0	8-6-0	DNP
LIPSCOMB	11/20/14	72-62	W	4-4-3	11-3-0	11-7-5	6-1-1	0-0-0	5-8-2	DNP
TENNESSEE STATE	11/23/14	78-46	W	7-3-7	24-7-1	8-5-10	3-2-3	0-0-0	3-1-3	DNP
NORFOLK STATE	11/25/14	63-53	W	3-3-6	5-1-0	13-6-6	11-3-1	DNP	0-2-1	DNP
vs Rutgers	11/28/14	65-68	L	3-2-2	14-3-1	3-5-9	5-2-0	DNP	0-2-1	DNP
vs La Salle	11/29/14	68-55	W	2-1-4	10-2-0	9-4-4	DNP	DNP	7-7-2	DNP
BAYLOR	12/04/14	63-66	L	4-1-3	13-8-1	9-3-2	0-1-0	DNP	2-3-2	DNP
PURDUE	12/13/14	81-71	W	7-1-6	0-2-0	3-3-6	9-3-1	0-0-0	6-3-1	0-0-0
WESTERN CAROLINA	12/16/14	99-79	W	6-3-5	9-4-4	8-2-2	9-2-0	0-0-0	3-3-0	DNP
at Georgia Tech	12/20/14	60-65	L	3-6-6	0-3-1	3-1-3	3-2-0	DNP	8-2-1	DNP
PENN	12/22/14	79-50	W	5-6-7	6-2-0	16-2-3	5-2-2	0-0-0	8-3-1	0-2-0
at Saint Louis	12/31/14	70-55	W	3-1-4	3-3-0	8-5-4	3-1-1	DNP	7-4-1	DNP
YALE	01/03/15	79-74	W	15-3-8	10-6-0	0-1-0	12-4-1	DNP	0-2-0	DNP
AUBURN	01/06/15	64-52	W	10-5-4	7-10-0	3-2-2	0-3-1	DNP	6-3-0	DNP
at Arkansas	01/10/15	70-82	L	4-1-1	11-1-2	4-3-3	14-3-0	DNP	4-2-0	DNP
GEORGIA	01/14/15	67-70	L	5-2-1	8-6-3	8-5-5	6-2-0	DNP	5-3-2	DNP
at Mississippi State	01-17-15	54-57	L	2-1-0	5-1-0	2-2-7	6-0-0	DNP	2-2-0	DNP
at Kentucky	01/20/15	57-65	L	2-0-4	0-0-0	4-9-4	13-2-1	DNP	3-2-0	DNP
LSU	01/24/15	75-79	L	4-0-3	22-6-1	18-4-4	0-1-3	DNP	6-5-0	DNP
at Georgia	01/27/15	62-70	L	5-2-1	11-2-0	7-2-4	9-5-1	DNP	11-3-4	DNP
at Texas A&M	01/31/15	58-69	L	0-0-1	10-1-1	12-2-5	3-0-3	0-0-0	4-7-1	DNP
FLORIDA	02/03/15	67-61	W	2-2-0	2-1-1	11-5-5	4-0-0	DNP	8-4-3	DNP
SOUTH CAROLINA	02/07/15	65-50	W	DNP	5-3-4	12-3-2	1-3-1	0-0-0	3-7-1	0-1-0
TENNESSEE	02/11/15	73-76	L	DNP	7-3-2	9-4-7	9-1-1	DNP	12-3-2	DNP
at Alabama	2/14/15	76-68	W	DNP	12-4-0	10-4-6	13-5-3	DNP	0-1-0	DNP

Opponent	Date	Score		13 LACHANCE,R	14 JOSEPHS,CA	30 JONES,DAMI	34 MOATS,SHEL	35 SIAKAM,JAM	40 HENDERSON,
TREVECCA	11/16/14	83-56	W	13-2-2	0-1-0	24-12-2	6-8-1	DNP	2-5-0
LIPSCOMB	11/20/14	72-62	W	9-5-6	0-0-0	21-6-1	0-0-0	2-6-1	3-2-0
TENNESSEE STATE	11/23/14	78-46	W	13-4-0	0-0-0	13-8-0	3-0-0	1-2-0	3-6-0
NORFOLK STATE	11/25/14	63-53	W	12-1-2	DNP	6-7-2	0-0-0	11-7-0	2-0-1
vs Rutgers	11/28/14	65-68	L	7-3-3	DNP	23-6-2	0-0-0	10-6-1	0-0-0
vs La Salle	11/29/14	68-55	W	14-2-3	DNP	16-7-1	DNP	10-6-0	0-1-0
BAYLOR	12/04/14	63-66	L	2-0-3	DNP	21-9-0	DNP	12-4-0	DNP
PURDUE	12/13/14	81-71	W	26-1-2	DNP	15-5-0	DNP	12-5-1	3-0-0
WESTERN CAROLINA	12/16/14	99-79	W	26-4-3	0-0-0	16-5-1	DNP	20-7-0	2-1-0
at Georgia Tech	12/20/14	60-65	L	10-1-1	DNP	12-7-0	DNP	9-2-1	12-3-0
PENN	12/22/14	79-50	W	5-1-4	0-0-0	15-6-0	DNP	17-8-0	2-4-0
at Saint Louis	12/31/14	70-55	W	19-7-4	0-0-0	15-6-0	1-1-0	7-9-4	4-0-0
YALE	01/03/15	79-74	W	14-6-1	DNP	19-8-4	DNP	7-7-0	2-0-0
AUBURN	01/06/15	64-52	W	13-4-1	DNP	11-8-2	0-0-0	14-10-1	DNP
at Arkansas	01/10/15	70-82	L	10-4-5	DNP	14-7-1	DNP	9-4-0	DNP
GEORGIA	01/14/15	67-70	L	21-4-2	DNP	10-7-2	DNP	4-5-1	0-0-0
at Mississippi State	01-17-15	54-57	L	12-5-1	DNP	21-8-0	DNP	4-3-0	0-0-0
at Kentucky	01/20/15	57-65	L	16-3-1	DNP	11-7-0	DNP	4-1-0	4-1-1
LSU	01/24/15	75-79	L	8-5-6	DNP	13-6-0	DNP	2-5-0	2-2-1
at Georgia	01/27/15	62-70	L	0-0-2	DNP	16-5-0	DNP	0-3-0	3-0-0
at Texas A&M	01/31/15	58-69	L	11-2-5	0-0-0	7-3-0	DNP	11-3-1	DNP
FLORIDA	02/03/15	67-61	W	15-6-0	DNP	13-7-1	DNP	12-11-2	DNP
SOUTH CAROLINA	02/07/15	65-50	W	19-3-2	0-1-4	9-2-1	0-0-0	16-10-0	0-0-0
TENNESSEE	02/11/15	73-76	L	6-4-3	0-1-0	16-9-1	0-0-0	14-7-0	DNP
at Alabama	2/14/15	76-68	W	12-0-0	0-1-1	20-7-0	DNP	9-6-0	0-0-0

2014-15 Vanderbilt Basketball
Vanderbilt Game-by-Game Highs (as of Feb 14, 2015)
All games

Opponent	Date	Score	Points	Rebounds	Assists	Steals	Blocked shots
TREVECCA	11/16/14	83-56	24-JONES, Damian	12-JONES, Damian	4-MITCHELL, Shelton	1-JONES, Damian BALDWIN IV, Wade	4-KORNET, Luke JONES, Damian
LIPSCOMB	11/20/14	72-62	21-JONES, Damian	8-ROBERSON, Jeff	6-LACHANCE, Riley	3-BALDWIN IV, Wad	3-SIAKAM, James
TENNESSEE STATE	11/23/14	78-46	24-KORNET, Luke	8-JONES, Damian	10-BALDWIN IV, Wad	1-ROBERSON, Jeff FISHER-DAVIS, Mat	2-JONES, Damian KORNET, Luke
NORFOLK STATE	11/25/14	63-53	13-BALDWIN IV, Wad	7-JONES, Damian SIAKAM, James	6-BALDWIN IV, Wad MITCHELL, Shelton	2-BALDWIN IV, Wad	3-JONES, Damian
vs Rutgers	11/28/14	65-68	23-JONES, Damian	6-JONES, Damian SIAKAM, James	9-BALDWIN IV, Wad	2-BALDWIN IV, Wad	1-JONES, Damian SIAKAM, James
vs La Salle	11/29/14	68-55	16-JONES, Damian	7-JONES, Damian ROBERSON, Jeff	4-MITCHELL, Shelton BALDWIN IV, Wade	2-BALDWIN IV, Wad	None
BAYLOR	12/04/14	63-66	21-JONES, Damian	9-JONES, Damian	3-LACHANCE, Riley MITCHELL, Shelton	3-SIAKAM, James	3-KORNET, Luke
PURDUE	12/13/14	81-71	26-LACHANCE, Riley	5-JONES, Damian SIAKAM, James	6-BALDWIN IV, Wad MITCHELL, Shelton	1-SIAKAM, James BALDWIN IV, Wade JONES, Damian HENDERSON, Josh	2-KORNET, Luke JONES, Damian
WESTERN CAROLINA	12/16/14	99-79	26-LACHANCE, Riley	7-SIAKAM, James	5-MITCHELL, Shelton	2-ROBERSON, Jeff	2-KORNET, Luke
at Georgia Tech	12/20/14	60-65	12-HENDERSON, Jos JONES, Damian	7-JONES, Damian	6-MITCHELL, Shelton	1-JONES, Damian BALDWIN IV, Wade ROBERSON, Jeff	2-JONES, Damian SIAKAM, James
PENN	12/22/14	79-50	17-SIAKAM, James	8-SIAKAM, James	7-MITCHELL, Shelton	5-LACHANCE, Riley	2-JONES, Damian
at Saint Louis	12/31/14	70-55	19-LACHANCE, Riley	9-SIAKAM, James	4-BALDWIN IV, Wad SIAKAM, James MITCHELL, Shelton LACHANCE, Riley	2-BALDWIN IV, Wad	2-JONES, Damian
YALE	01/03/15	79-74	19-JONES, Damian	8-JONES, Damian	8-MITCHELL, Shelton	1-FISHER-DAVIS, M JONES, Damian LACHANCE, Riley KORNET, Luke SIAKAM, James MITCHELL, Shelton	3-JONES, Damian
AUBURN	01/06/15	64-52	14-SIAKAM, James	10-KORNET, Luke SIAKAM, James	4-MITCHELL, Shelton	1-FISHER-DAVIS, M ROBERSON, Jeff	3-JONES, Damian
at Arkansas	01/10/15	70-82	14-JONES, Damian FISHER-DAVIS, Mat	7-JONES, Damian	5-LACHANCE, Riley	2-SIAKAM, James	1-KORNET, Luke BALDWIN IV, Wade
GEORGIA	01/14/15	67-70	21-LACHANCE, Riley	7-JONES, Damian	5-BALDWIN IV, Wad	4-BALDWIN IV, Wad	2-JONES, Damian
at Mississippi State	01-17-15	54-57	21-JONES, Damian	8-JONES, Damian	7-BALDWIN IV, Wad	4-BALDWIN IV, Wad	1-SIAKAM, James KORNET, Luke
at Kentucky	01/20/15	57-65	16-LACHANCE, Riley	9-BALDWIN IV, Wad	4-MITCHELL, Shelton BALDWIN IV, Wade	2-SIAKAM, James JONES, Damian	3-JONES, Damian
LSU	01/24/15	75-79	22-KORNET, Luke	6-KORNET, Luke JONES, Damian	6-LACHANCE, Riley	3-JONES, Damian	2-JONES, Damian
at Georgia	01/27/15	62-70	16-JONES, Damian	5-JONES, Damian FISHER-DAVIS, Mat	4-BALDWIN IV, Wad ROBERSON, Jeff	3-BALDWIN IV, Wad	1-KORNET, Luke SIAKAM, James JONES, Damian
at Texas A&M	01/31/15	58-69	12-BALDWIN IV, Wad	7-ROBERSON, Jeff	5-BALDWIN IV, Wad LACHANCE, Riley	3-LACHANCE, Riley SIAKAM, James	4-JONES, Damian
FLORIDA	02/03/15	67-61	15-LACHANCE, Riley	11-SIAKAM, James	5-BALDWIN IV, Wad	3-BALDWIN IV, Wad	5-SIAKAM, James
SOUTH CAROLINA	02/07/15	65-50	19-LACHANCE, Riley	10-SIAKAM, James	4-JOSEPHS, Carter KORNET, Luke	3-LACHANCE, Riley	2-SIAKAM, James
TENNESSEE	02/11/15	73-76	16-JONES, Damian	9-JONES, Damian	7-BALDWIN IV, Wad	2-BALDWIN IV, Wad SIAKAM, James	3-SIAKAM, James

2014-15 Vanderbilt Basketball
Vanderbilt Game-by-Game Highs (as of Feb 14, 2015)
All games

Opponent	Date	Score	Points	Rebounds	Assists	Steals	Blocked shots
at Alabama	2/14/15	76-68	20-JONES, Damian	7-JONES, Damian	6-BALDWIN IV, Wad	ROBERSON, Jeff 2-BALDWIN IV, Wad	2-SIAKAM, James KORNET, Luke