



Game 1/#18/20 Vanderbilt vs. Austin Peay  
Nashville, Tenn. - Memorial Gym - 7 p.m. CT

TV: SEC Network +

TV Talent: Kevin Ingram (pxp), Shan Foster (analyst)

Radio: Vanderbilt Radio Network from IMG College, vucommadores.com

Satellite Radio: Sirius

Radio Talent: Joe Fisher (pxp), Tim Thompson (analyst)

Live Stats: vucommadores.com

Twitter Updates: @VandyMBB

**Vanderbilt Athletic Communications**

2601 Jess Neely Drive, Nashville, TN 37212

phone: 615-322-4121

www.vucommadores.com

**VANDERBILT SCHEDULE/RESULTS**

**NOVEMBER**

Date	VU	Opp	Opponent	Time/Result	TV/Rec.
Nov. 13	18/20	-	Austin Peay	7 p.m.	SECN+
Nov. 16	-	-	Gardner-Webb	7 p.m.	SECN+
Nov. 19	-	-	Stony Brook	7 p.m.	SECN+
Nov. 23	-	-	St. John's	1:30 p.m.	ESPN2
Nov. 24	-	-	TBA	-	-
Nov. 25	-	-	TBA	-	-

2015 Maui Jim Maui Invitational

**DECEMBER**

Date	VU	Opp	Opponent	Time	TV
Dec. 2	-	-	Detroit	7 p.m.	SECN+
Dec. 6	-	-	Baylor	7 p.m.	ESPNU
Dec. 9	-	-	Dayton	8 p.m.	ESPNU
Dec. 19	-	-	Wofford	1 p.m.	SECN
Dec. 22	-	-	Purdue	7 p.m.	Big10N
Dec. 30	-	-	W. Michigan	8 p.m.	SECN

**JANUARY**

Date	VU	Opp	Opponent	Time	TV
Jan. 2	-	-	LSU*	8 p.m.	ESPN2
Jan. 5	-	-	Arkansas*	8 p.m.	SECN
Jan. 9	-	-	S. Carolina*	2 p.m.	ESPNU
Jan. 12	-	-	Auburn*	8 p.m.	ESPNU
Jan. 16	-	-	Alabama*	5 p.m.	SECN
Jan. 20	-	-	Tennessee*	8 p.m.	SECN
Jan. 23	-	-	Kentucky*	TBA	ESPN/2
Jan. 26	-	-	Florida*	8 p.m.	ESPN/U
Jan. 30	-	-	Texas	TBA	ESPN/2

**FEBRUARY**

Date	VU	Opp	Opponent	Time	TV
Feb. 4	-	-	Texas A&M*	6 p.m.	ESPN/2
Feb. 6	-	-	Ole Miss*	7 p.m.	ESPNU
Feb. 10	-	-	Missouri*	8 p.m.	SECN
Feb. 13	-	-	Auburn*	5 p.m.	ESPN/2
Feb. 16	-	-	Miss. St.*	8 p.m.	SECN
Feb. 20	-	-	Georgia*	11 a.m.	ESPN/2
Feb. 23	-	-	Florida*	6 p.m.	ESPN/U/SECN
Feb. 27	-	-	Kentucky*	3 p.m.	CBS

**MARCH**

Date	VU	Opp	Opponent	Time	TV
Mar. 1	-	-	Tennessee*	6 p.m.	SECN
Mar. 5	-	-	Texas A&M*	TBA	ESPN/2

**ALL TIMES CENTRAL**

RANKINGS: AP/ESPN

\*SEC GAME

SECN: SEC Network; SECN+: SEC Network Plus;

Big10N: Big 10 Network

**GAME INFORMATION**

 <b>2014-15 Record:</b> 21-14, 9-9 SEC <b>Head Coach:</b> Kevin Stallings <b>Career Record:</b> 436-269 (22) <b>VU Record:</b> 313-206 (16)  <b>2014-15 LEADERS</b> <b>Points:</b> Damian Jones (14.5) <b>Rebounds:</b> Damian Jones (6.5) <b>Assists:</b> Wade Baldwin IV (4.5) <b>Blocks:</b> Damian Jones (2.0)	<b>SERIES INFORMATION</b>  <b>Series Record:</b> VU leads, 14-1. <b>Last Meeting:</b> VU win, 58-56, on 12/17/13. <b>Record at Vanderbilt:</b> VU leads, 12-1. <b>Record at APSU:</b> 1-0. <b>Record at Neutral Site:</b> 1-0. <b>Coach Stallings vs. Austin Peay:</b> Coach Stallings is 3-0 vs. Austin Peay.	  <b>2014-15 Record:</b> 8-22, 3-13 OVC <b>Head Coach:</b> Dave Loos <b>Career Record:</b> 472-426 (29) <b>AP Record:</b> 391-374 (25)  <b>2014-15 LEADERS</b> <b>Points:</b> Chris Horton (13.1) <b>Rebounds:</b> Chris Horton (11.1) <b>Assists:</b> Khalil Davis (2.6) <b>Blocks:</b> Chris Horton (2.3)
--	---	--

**DORES RETURNING**

The 2015-16 edition of the Vanderbilt Commodores returns 10 letterwinners and four of five starters from a year ago, with 81.6% of the team's scoring output and 77.4% of rebounding returning. Also added to the mix this year is junior Nolan Cressler, who averaged 16.8 points per game as a sophomore at Cornell in 2013-14, and four incoming freshmen who were ranked as the 20th-best recurring class in the class of 2015.

**DAMIAN JONES SHOW**

Damian Jones was the team's leading scorer and rebounder in 2015-16, averaging 14.5 points and 6.5 rebounds per contest. He scored 20+ points in eight games as a sophomore and finished first in the SEC in field goal percentage, 3rd in blocks (2.0), and 10th in scoring. Jones was named an All-SEC First-Team selection and as a member of the league's All-Defensive team by the league's coaches last season.

**20-WIN SEASONS**

Vanderbilt registered its eighth 20-win season in the last 12 years and its 19th overall in program history a year ago after posting a record of 21-12. Coach Kevin Stallings' eight 20-win seasons is the most by a Vanderbilt coach.

**COACH STALLINGS IN 6TH PLACE IN SEC WINS**









Head Coach Kevin Stallings, the school's all-time winningest coach, is in his 17th season with the Commodores and 22nd overall as a head coach, and is now the dean of SEC coaches. Stallings has 313 career wins at Vanderbilt and 436 overall as a head coach. He has eight 20-win seasons in the last 12 seasons, with 11 total postseason appearances, six NCAA tournaments, and two Sweet 16's (2004 and 2007). He is also one of five SEC coaches to win 300 or more games at one institution, joining Kentucky's Adolph Rupp, Florida's Billy Donovan, and LSU's Dale Brown and Harry Rabenhorst, and is now in 6th place all-time on the SEC wins list.




**YOUNG TEAM GROWS UP**

The Commodores, ranked as the 347th youngest team in the nation out of 351 teams in 2014-15, finished the season strong, going 10-4 in their last 14 games and 8-2 in their last 10 SEC contests.

**ALL-TIME WINNINGEST SEC COACHES**

1. Adolph Rupp, UK - 875 wins
2. Billy Donovan, UF, 466 wins
3. Dale Brown, LSU, 448 wins
4. C.M. Newton, Alabama/Vanderbilt; Harry Rabenhorst, LSU, 340 wins
6. Kevin Stallings, Vanderbilt, 313 wins

0		<p><b>CAMRON JUSTICE</b> G ★ 6-3 ★ 180 ★ Fr. ★ Hindman, Ky.</p> <table border="1"> <thead> <tr> <th>PPG</th> <th>RPG</th> <th>APG</th> <th>SPG</th> <th>BPG</th> <th>MPG</th> </tr> </thead> <tbody> <tr> <td>-</td> <td>-</td> <td>-</td> <td>-</td> <td>-</td> <td>-</td> </tr> </tbody> </table>	PPG	RPG	APG	SPG	BPG	MPG	-	-	-	-	-	-	<p><b>NOTES:</b> Finished high school career as third-leading scorer (3,588 points) in history of Kentucky High School basketball...As a senior in 2015, he was named the Gatorade Player of the Year and Mr. Basketball for the state of Kentucky - avg. 28.5 ppg, 6.2 apg, 5.2 rebs.</p>	<p><b>CAREER HIGHS</b> Pts. - Rebs. - Ast. - Min. -</p>
PPG	RPG	APG	SPG	BPG	MPG											
-	-	-	-	-	-											
2		<p><b>JOE TOYE</b> G/F ★ 6-7 ★ 201 ★ Fr. ★ Chicago, Ill.</p> <table border="1"> <thead> <tr> <th>PPG</th> <th>RPG</th> <th>APG</th> <th>SPG</th> <th>BPG</th> <th>MPG</th> </tr> </thead> <tbody> <tr> <td>-</td> <td>-</td> <td>-</td> <td>-</td> <td>-</td> <td>-</td> </tr> </tbody> </table>	PPG	RPG	APG	SPG	BPG	MPG	-	-	-	-	-	-	<p><b>NOTES:</b> Finished high school career as third-leading scorer (3,588 points) in history of Kentucky High School basketball...As a senior in 2015, he was named the Gatorade Player of the Year and Mr. Basketball for the state of Kentucky - avg. 28.5 ppg, 6.2 apg, 5.2 rebs.</p>	<p><b>CAREER HIGHS</b> Pts. - Rebs. - Ast. - Min. -</p>
PPG	RPG	APG	SPG	BPG	MPG											
-	-	-	-	-	-											
3		<p><b>LUKE KORNET</b> F ★ 7-1 ★ 240 ★ Jr. ★ Lantana, Texas</p> <table border="1"> <thead> <tr> <th>PPG</th> <th>RPG</th> <th>APG</th> <th>SPG</th> <th>BPG</th> <th>MPG</th> </tr> </thead> <tbody> <tr> <td>8.7</td> <td>3.4</td> <td>1.1</td> <td>0.2</td> <td>1.1</td> <td>21.6</td> </tr> </tbody> </table>	PPG	RPG	APG	SPG	BPG	MPG	8.7	3.4	1.1	0.2	1.1	21.6	<p><b>NOTES:</b> Tallied 22 points off of the bench vs. LSU, a career-high in SEC games...Was 5-6 from 3 at Tenn. in 21-point effort...Scored in double figures in 17 games in 2014-15...Son of Frank Kornet, a former VU basketball standout of his own from 1986-89.</p>	<p><b>CAREER HIGHS</b> Pts. - 24, vs. Tenn. St. (11/23/14) Rebs. - 10, 2x, last vs. Auburn (1/6/15) Ast. - 4, 2x, last vs. S.C. (2/7/15) Min. - 34, at Ole Miss (3/8/14)</p>
PPG	RPG	APG	SPG	BPG	MPG											
8.7	3.4	1.1	0.2	1.1	21.6											
4		<p><b>WADE BALDWIN IV</b> G ★ 6-3 ★ 194 ★ So. ★ Belle Mead, N.J.</p> <table border="1"> <thead> <tr> <th>PPG</th> <th>RPG</th> <th>APG</th> <th>SPG</th> <th>BPG</th> <th>MPG</th> </tr> </thead> <tbody> <tr> <td>9.3</td> <td>4.1</td> <td>4.4</td> <td>1.4</td> <td>0.1</td> <td>28.8</td> </tr> </tbody> </table>	PPG	RPG	APG	SPG	BPG	MPG	9.3	4.1	4.4	1.4	0.1	28.8	<p><b>NOTES:</b> Named to SEC All-Freshman team...Nearly missed triple double vs. SDSU...Scored 10+ points in 16 games...T-6th on VU's single-season assist list...One of two freshman guards in nation (D'Angelo Russell) that averaged 9 pts, 4 rebs., 4 assists.</p>	<p><b>CAREER HIGHS</b> Pts. - 20, vs. S. Dakota St. (3/20/15) Rebs. - 10, vs. S. Dakota St. (3/20/15) Ast. - 10, vs. Tenn. St. (11/23/14) Min. - 44, vs. Tenn. (2/11/15)</p>
PPG	RPG	APG	SPG	BPG	MPG											
9.3	4.1	4.4	1.4	0.1	28.8											
5		<p><b>MATTHEW FISHER-DAVIS</b> G ★ 6-5 ★ 185 ★ So. ★ Charlotte, N.C.</p> <table border="1"> <thead> <tr> <th>PPG</th> <th>RPG</th> <th>APG</th> <th>SPG</th> <th>BPG</th> <th>MPG</th> </tr> </thead> <tbody> <tr> <td>7.2</td> <td>2.3</td> <td>1.4</td> <td>0.4</td> <td>0.5</td> <td>22.9</td> </tr> </tbody> </table>	PPG	RPG	APG	SPG	BPG	MPG	7.2	2.3	1.4	0.4	0.5	22.9	<p><b>NOTES:</b> Scored career-high 18 points on career-best six made 3FG's at Stanford...Tied then-career high with 14 pts at Ole Miss...Started 10 games in 2014-15...Led all SEC freshmen in three's made...Sixth in SEC in 3's made in all games.</p>	<p><b>CAREER HIGHS</b> Pts. - 18, at Stanford (3/24/15) Rebs. - 4, vs. Yale (1/3/15) Ast. - 3, 5x, last at Alabama (2/14/15) Min. - 35, vs. Yale (1/3/15)</p>
PPG	RPG	APG	SPG	BPG	MPG											
7.2	2.3	1.4	0.4	0.5	22.9											
10		<p><b>NATHAN WATKINS</b> G ★ 6-5 ★ 186 ★ Sr. ★ Brentwood, Tenn.</p> <table border="1"> <thead> <tr> <th>PPG</th> <th>RPG</th> <th>APG</th> <th>SPG</th> <th>BPG</th> <th>MPG</th> </tr> </thead> <tbody> <tr> <td>0.0</td> <td>0.1</td> <td>0.0</td> <td>0.0</td> <td>0.0</td> <td>1.5</td> </tr> </tbody> </table>	PPG	RPG	APG	SPG	BPG	MPG	0.0	0.1	0.0	0.0	0.0	1.5	<p><b>NOTES:</b> Walk-on guard from Brentwood, Tenn., who played at Ensworth School in Nashville...Played in 10 games in 2014-15...Played 16 huge minutes at Auburn in '14, scored 7 pts and had 3 rebs...Had career bests in pts, rebs, min., FG's made, 3 FG's made vs. Tigers.</p>	<p><b>CAREER HIGHS</b> Pts. - 7, at Auburn (2/22/14) Rebs. - 4, vs. Miss. St. (3/12/14) Ast. - Min. - 16, at Auburn (2/22/14)</p>
PPG	RPG	APG	SPG	BPG	MPG											
0.0	0.1	0.0	0.0	0.0	1.5											
11		<p><b>JEFF ROBERSON</b> F ★ 6-6 ★ 220 ★ So. ★ Houston, Texas</p> <table border="1"> <thead> <tr> <th>PPG</th> <th>RPG</th> <th>APG</th> <th>SPG</th> <th>BPG</th> <th>MPG</th> </tr> </thead> <tbody> <tr> <td>4.7</td> <td>3.1</td> <td>1.1</td> <td>0.4</td> <td>0.3</td> <td>19.3</td> </tr> </tbody> </table>	PPG	RPG	APG	SPG	BPG	MPG	4.7	3.1	1.1	0.4	0.3	19.3	<p><b>NOTES:</b> Usually called on for team's toughest defensive assignment...Started 24 games in 2014-15...Tallied 10 points at Saint Mary's...Scored career-high 12 pts. vs. Tenn...Left The Kinkaid School as the school's all-time leading scorer with 1,743 points.</p>	<p><b>CAREER HIGHS</b> Pts. - 12, vs. Tenn. (2/11/15) Rebs. - 8, vs. Lipscomb (11/20/14) Ast. - 4, at Georgia (1/27/15) Min. - 35, vs. LaSalle (11/29/14)</p>
PPG	RPG	APG	SPG	BPG	MPG											
4.7	3.1	1.1	0.4	0.3	19.3											
12		<p><b>DJERY BAPTISTE</b> C ★ 6-10 ★ 235 ★ Fr. ★ Gonaives, Haiti</p> <table border="1"> <thead> <tr> <th>PPG</th> <th>RPG</th> <th>APG</th> <th>SPG</th> <th>BPG</th> <th>MPG</th> </tr> </thead> <tbody> <tr> <td>-</td> <td>-</td> <td>-</td> <td>-</td> <td>-</td> <td>-</td> </tr> </tbody> </table>	PPG	RPG	APG	SPG	BPG	MPG	-	-	-	-	-	-	<p><b>NOTES:</b> Averaged 10 points, 10 rebounds, three blocks, two assists, and one steal in his senior season at Prestonwood Christian Academy in Texas... One of the most physically impressive prospects in the 2015 class... Speaks four languages.</p>	<p><b>CAREER HIGHS</b> Pts. - Rebs. - Ast. - Min. -</p>
PPG	RPG	APG	SPG	BPG	MPG											
-	-	-	-	-	-											
13		<p><b>RILEY LACHANCE</b> G ★ 6-2 ★ 182 ★ So. ★ Brookfield, Wis.</p> <table border="1"> <thead> <tr> <th>PPG</th> <th>RPG</th> <th>APG</th> <th>SPG</th> <th>BPG</th> <th>MPG</th> </tr> </thead> <tbody> <tr> <td>12.3</td> <td>3.1</td> <td>2.9</td> <td>0.7</td> <td>0.1</td> <td>33.3</td> </tr> </tbody> </table>	PPG	RPG	APG	SPG	BPG	MPG	12.3	3.1	2.9	0.7	0.1	33.3	<p><b>NOTES:</b> Won SEC FOW honors four times in 2014-15, a new program record ...SEC's leading freshmen scorer... Scored in double figures in 24 games...SEC All-Freshman selection... Third on VU's single-season freshman scoring list with 429 points; 4th on assist list (102).</p>	<p><b>CAREER HIGHS</b> Pts. - 26, 2x, last vs. W. Carolina (12/16/14) Rebs. - 7, at St. Louis (12/31/14) Ast. - 8, at Ole Miss (3/7/15) Min. - 42, vs. Yale (1/3/15)</p>
PPG	RPG	APG	SPG	BPG	MPG											
12.3	3.1	2.9	0.7	0.1	33.3											
14		<p><b>CARTER JOSEPHS</b> G ★ 6-0 ★ 180 ★ Sr. ★ San Antonio, Texas</p> <table border="1"> <thead> <tr> <th>PPG</th> <th>RPG</th> <th>APG</th> <th>SPG</th> <th>BPG</th> <th>MPG</th> </tr> </thead> <tbody> <tr> <td>0.0</td> <td>0.4</td> <td>0.6</td> <td>0.0</td> <td>0.0</td> <td>4.0</td> </tr> </tbody> </table>	PPG	RPG	APG	SPG	BPG	MPG	0.0	0.4	0.6	0.0	0.0	4.0	<p><b>NOTES:</b> Played in 13 games in 2014-15...Played in 19 games in 2013-14, received first career start at Ole Miss in 2014...Dished out 9 assists, had 1 steal, no turnovers in 16 min. at Auburn in '14...Played season-high 13 minutes vs. S.C. (4 assists) in 2014.</p>	<p><b>CAREER HIGHS</b> Pts. - 2, at Miss. State (2/23/13) Rebs. - 3, vs. Florida (2/25/14) Ast. - 9, at Auburn (2/22/14) Min. - 21, at Ole Miss (3/8/14)</p>
PPG	RPG	APG	SPG	BPG	MPG											
0.0	0.4	0.6	0.0	0.0	4.0											
20		<p><b>PHILLIP MCGLOIN</b> G ★ 6-1 ★ 183 ★ So. ★ Washington, D.C.</p> <table border="1"> <thead> <tr> <th>PPG</th> <th>RPG</th> <th>APG</th> <th>SPG</th> <th>BPG</th> <th>MPG</th> </tr> </thead> <tbody> <tr> <td>0.0</td> <td>0.6</td> <td>0.2</td> <td>0.0</td> <td>0.0</td> <td>1.0</td> </tr> </tbody> </table>	PPG	RPG	APG	SPG	BPG	MPG	0.0	0.6	0.2	0.0	0.0	1.0	<p><b>NOTES:</b> Walk-on guard who played in five games in 2014-15...Averaged 0.6 rebounds and 0.2 assists per game...Had season-high two rebounds vs. Penn in season-best three minutes...First-year SEC Academic Honor Roll member in 2014-15.</p>	<p><b>CAREER HIGHS</b> Pts. - Rebs. - 2, vs. Penn (12/22/14) Ast. - 1, vs. Missouri (2/21/15) Min. - 3, vs. Penn (12/22/14)</p>
PPG	RPG	APG	SPG	BPG	MPG											
0.0	0.6	0.2	0.0	0.0	1.0											
21		<p><b>SAMIR SEHIC</b> F ★ 6-9 ★ 247 ★ Fr. ★ Atlanta, Ga.</p> <table border="1"> <thead> <tr> <th>PPG</th> <th>RPG</th> <th>APG</th> <th>SPG</th> <th>BPG</th> <th>MPG</th> </tr> </thead> <tbody> <tr> <td>-</td> <td>-</td> <td>-</td> <td>-</td> <td>-</td> <td>-</td> </tr> </tbody> </table>	PPG	RPG	APG	SPG	BPG	MPG	-	-	-	-	-	-	<p><b>NOTES:</b> Averaged 20 points, 14 rebounds, two assists, one block and one steal for Cy Woods High School in Texas...Holds Cy Woods record for points, rebounds, and games played. Named MVP of his district, was a two-time all-state and academic all-state selection.</p>	<p><b>CAREER HIGHS</b> Pts. - Rebs. - Ast. - Min. -</p>
PPG	RPG	APG	SPG	BPG	MPG											
-	-	-	-	-	-											

<b>24</b>		<p><b>NOLAN CRESSLER</b> G ★ 6-4 ★ 210 ★ Jr. ★ Pittsburgh, Pa.</p> <table border="1"> <thead> <tr> <th>PPG</th> <th>RPG</th> <th>APG</th> <th>SPG</th> <th>BPG</th> <th>MPG</th> </tr> </thead> <tbody> <tr> <td>16.8</td> <td>4.2</td> <td>1.6</td> <td>0.5</td> <td>0.1</td> <td>32.6</td> </tr> </tbody> </table>	PPG	RPG	APG	SPG	BPG	MPG	16.8	4.2	1.6	0.5	0.1	32.6	<p><b>NOTES:</b> 6'4 guard who transferred to Vanderbilt from Cornell in the summer of 2014...Averaged 16.8 points, 4.2 rebounds, and 1.6 assists in his sophomore season with the Big Red... Named an honorable-mention All-Ivy selection as a sophomore.</p>	<p><b>CAREER HIGHS</b> <b>Pts.</b> - 34, vs. Brown (2/22/14) <b>Rebs.</b> - 9, 2x, last at Notre Dame (12/1/13) <b>Ast.</b> - 4, 2x, last vs. Columbia (1/25/14) <b>Min.</b> - 37, 4x, last vs. Brown (2/22/14)</p>
PPG	RPG	APG	SPG	BPG	MPG											
16.8	4.2	1.6	0.5	0.1	32.6											
<b>30</b>		<p><b>DAMIAN JONES</b> C ★ 6-10 ★ 250 ★ So. ★ Baton Rouge, La.</p> <table border="1"> <thead> <tr> <th>PPG</th> <th>RPG</th> <th>APG</th> <th>SPG</th> <th>BPG</th> <th>MPG</th> </tr> </thead> <tbody> <tr> <td>14.5</td> <td>6.5</td> <td>0.7</td> <td>0.6</td> <td>2.0</td> <td>29.1</td> </tr> </tbody> </table>	PPG	RPG	APG	SPG	BPG	MPG	14.5	6.5	0.7	0.6	2.0	29.1	<p><b>NOTES:</b> Team leader in points per game with 14.5 ppg...1st in SEC in FG% (.562)...Had 8 20+ games in 2014-15...3rd in blocks...First-team All-SEC selection... Tallied 10+ points in 49 career games...Second on VU sophomore single season scoring list with 506 points.</p>	<p><b>CAREER HIGHS</b> <b>Pts.</b> - 24, vs. Trevecca (11/16/14) <b>Rebs.</b> - 15, vs. Tenn. (3/12/15) <b>Ast.</b> - 2, 4x, last vs. Rutgers (11/28/14) <b>Min.</b> - 41, vs. TAMU (2/15/14)</p>
PPG	RPG	APG	SPG	BPG	MPG											
14.5	6.5	0.7	0.6	2.0	29.1											
<b>40</b>		<p><b>JOSH HENDERSON</b> C ★ 6-11 ★ 240 ★ R-Sr. ★ Roanoke, Va.</p> <table border="1"> <thead> <tr> <th>PPG</th> <th>RPG</th> <th>APG</th> <th>SPG</th> <th>BPG</th> <th>MPG</th> </tr> </thead> <tbody> <tr> <td>2.2</td> <td>1.2</td> <td>0.1</td> <td>0.1</td> <td>0.1</td> <td>7.3</td> </tr> </tbody> </table>	PPG	RPG	APG	SPG	BPG	MPG	2.2	1.2	0.1	0.1	0.1	7.3	<p><b>NOTES:</b> Granted sixth year by NCAA in summer of 2015...Tied for team high with 12 points at Ga. Tech in 2014, a season-best; was 5-5 from floor vs. GT...Scored four points in 13 minutes at Kentucky...Graduated with a degree in Economics in May of 2014.</p>	<p><b>CAREER HIGHS</b> <b>Pts.</b> - 13, 3x, last at UK (2/20) <b>Rebs.</b> - 7, 2x, last vs. Providence (11/22/13) <b>Ast.</b> - 4, vs. Bucknell (11/15/11) <b>Min.</b> - 32, 2x, last at Aub (3/2/13)</p>
PPG	RPG	APG	SPG	BPG	MPG											
2.2	1.2	0.1	0.1	0.1	7.3											

<b>MAUI JIM MAUI INVITATIONAL</b>	The Commodores' game against the Governors is an opening round game of the Maui Jim Maui Invitational, with Vanderbilt continuing play on the island Monday, November 23 against St. John's.
<b>BALDWIN NAMED ALL-SEC FRESHMAN</b>	Baldwin IV was named to the SEC All-Freshman team after finishing the season fifth in the league in assists (4.4) in all games and leading all SEC freshmen in assists. He finished the season 6th in all games in steals (1.5) and 3rd in A/TO ratio (2.2). In league games only, he finished fifth in steals (1.7), fourth in assists (4.5), and 8th in A/TO ratio (2.0). He finished tied for 6th all-time on single-season assist list and is VU's all-time freshman leader on the single-season assist list with 155 assists. He recorded 50 steals in 2014-15, the 2nd most in 13 years.
<b>BALDWIN IN ELITE COMPANY</b>	Baldwin, along with D'Angelo Russell, finished the 2014-15 season as the only freshman guards to average at least nine points, four assists, and four rebounds per game.
<b>LACHANCE LEADS ALL SEC FRESHMEN</b>	Freshman Riley LaChance, who was named to the All-Freshman team in 2014-15, finished the season as the leading freshman scorer in the SEC at 12.3 points per game in all games. He finished the season second among all SEC freshmen in three's made per contest at 1.9 per game, which was sixth in the conference overall. LaChance won four SEC Freshman of the Week honors a year ago, which set a new program record. He poured in two consecutive 26-point games against Purdue and Western Carolina, and had three 20+ point games this season. In all, he scored in double figures in 24 contests.
<b>FRESHMEN LEADERS</b>	Riley LaChance led all SEC freshmen in scoring at 12.3 ppg in all games a year ago, while Wade Baldwin IV led all freshmen in assists with 4.4 per contest. Matthew Fisher-Davis led all SEC freshmen in threes made with 2.1 per game.
<b>NCAA RANKINGS</b>	The Commodores finished in the top 35 nationally in four categories for the 2014-15 season. Vanderbilt finished 15th in blocks, 19th in 3-point FG percentage, 22nd in assists, and 31st in field-goal percentage.
<b>SEC'S YOUNGEST BACKCOURT</b>	The Commodores' freshman backcourt was the youngest in the SEC in 2014-15. In fact, Vanderbilt was the only school in the league to start three freshmen at the three guard spots.
<b>3'S FROM EVERYWHERE</b>	The Commodores finished the season with four different players shooting 40% or better from three this season (at least 10 made threes), only the third time since the three-point line came into existence in 1986-87 that a Vanderbilt team has accomplished that. Wade Baldwin IV, Luke Kornet, Jeff Roberson, and Matthew Fisher-Davis all shot 40% or better on the season, with Baldwin leading the way at 43.9%. In 1987-88, five Commodores - Barry Goheen, Barry Booker, Charles Mayes, Scott Draud, and Derrick Wilcox shot above 40%, the most in program history.
<b>SINGLE-SEASON LISTS</b>	<ul style="list-style-type: none"> <li>★ Wade Baldwin IV finished tied for 6th all-time on the Vanderbilt single-season assist list with 155 assists, and is the freshman all-time single-season leader in assists.</li> <li>★ Damian Jones had 506 points this season, which is second on Vanderbilt's sophomore single-season scoring list.</li> <li>★ Jones finished 4th on the VU single-season block list with 68.</li> <li>★ Riley LaChance finished third on Vanderbilt's single-season freshman scoring list with 429 points - one of only four Vanderbilt freshman to ever eclipse 400-point barrier. The last Commodore freshman to score 400 or more points in a season was A.J. Ogilvy in 2007-08, when he scored a freshman-record 578 points. LaChance finished with 102 assists, and he is fourth on the single-season freshman assist list. Three of the four all-time freshman assist leaders in program history were on the 2014-15 team (Baldwin, LaChance, Shelton Mitchell).</li> <li>★ LaChance finished tied for 10th on Vanderbilt's single-season free throw percentage list at 87.3%.</li> <li>★ As a team, Vanderbilt's 255 made threes ranks 10th all-time in a single season and its 39.2% clip is ninth in single-season history.</li> <li>★ The 2014-15 team finished with 541 free throws made, which tied for ninth all-time.</li> </ul>



## HEAD COACH KEVIN STALLINGS



### THE STALLINGS FILE

**Born:** October 1, 1960  
**High School:** Collinsville (Ill.) '78  
**College:** Bachelor's Degree in Business Management and Marketing, Purdue, '82, Master's Degree in Counseling, Purdue, '85  
**Family:** Wife, Lisa, three children, Jacob (23), Alexa (19), Jordyn (13)

### WINNINGEST COACHES AT VANDERBILT

Coach	Yrs	Record	Pct
1. Kevin Stallings (1999-)	16	313-206	.603
2. Roy Skinner (1959, 1962-76)	16	278-135	.673
3. Bob Polk (1948-58, 1960-61)	13	197-106	.650
4. C.M. Newton (1982-89)	8	129-115	.529
5. Jan van Breda Kolff (1994-99)	6	104-81	.562
6. Josh Cody (1924-27, 1932-36)	9	98-100	.495
7. Eddie Fogler (1990-93)	4	81-48	.628

### WINNINGEST COACHES AT MEMORIAL GYM

Coach	Yrs	Record
1. Kevin Stallings (2000-)	16	212-63
2. Roy Skinner (1959, 1962-76)	16	181-41
3. Bob Polk (1948-58, 1960-61)	8	96-15
4. C.M. Newton (1982-89)	8	91-37
5. Jan van Breda Kolff (1994-99)	6	75-20
6. Eddie Fogler (1990-93)	4	54-12

### STALLINGS THROUGH THE YEARS

Year	School	Position	W-L	Conf.	Postseason
2015	Vanderbilt	Head Coach	21-14	9-9	NIT Quarterfinals
2014	Vanderbilt	Head Coach	15-16	7-11	-
2013	Vanderbilt	Head Coach	16-17	8-10	-
2012	Vanderbilt	Head Coach	25-11	10-6	NCAA Third Round
2011	Vanderbilt	Head Coach	23-11	9-7	NCAA Second Round
2010	Vanderbilt	Head Coach	24-9	12-4	NCAA First Round
2009	Vanderbilt	Head Coach	19-11	8-8	-
2008	Vanderbilt	Head Coach	26-8	10-6	NCAA First Round
2007	Vanderbilt	Head Coach	22-12	10-6	NCAA Regional Semifinals
2006	Vanderbilt	Head Coach	17-13	7-9	NIT First Round
2005	Vanderbilt	Head Coach	20-14	8-8	NIT Quarterfinals
2004	Vanderbilt	Head Coach	23-10	8-8	NCAA Regional Semifinals
2003	Vanderbilt	Head Coach	11-18	3-13	—
2002	Vanderbilt	Head Coach	17-15	6-10	NIT First Round^
2001	Vanderbilt	Head Coach	15-15	4-12	—
2000	Vanderbilt	Head Coach	19-11	8-8	NIT First Round
1999	Illinois State	Head Coach	16-15	7-11	—
1998	Illinois State	Head Coach	25-6	16-2●#	NCAA Second Round
1997	Illinois State	Head Coach	24-6	14-4●#	NCAA First Round
1996	Illinois State	Head Coach	22-12	13-5	NIT Quarterfinals
1995	Illinois State	Head Coach	20-13	13-5	NIT Second Round
1994	Illinois State	Head Coach	16-11	12-6	—
1993	Kansas	Assistant	29-7	11-3●	NCAA Final Four
1992	Kansas	Assistant	27-5	11-3●#	NCAA Second Round
1991	Kansas	Assistant	27-8	10-4●	NCAA Final Four*
1990	Kansas	Assistant	30-5	11-3	NCAA Second Round
1989	Kansas	Assistant	19-12	6-8	—
1988	Purdue	Assistant	29-4	16-2●	NCAA Sweet 16
1987	Purdue	Assistant	25-5	15-3●	NCAA Second Round
1986	Purdue	Assistant	22-10	11-7	NCAA First Round
1985	Purdue	Assistant	20-9	12-6	NCAA First Round
1984	Purdue	Assistant	22-7	15-3●	NCAA First Round
1983	Purdue	Assistant	21-9	11-7	NCAA Second Round
1982	Purdue	Player	18-14	11-7	NIT Final Four
1981	Purdue	Player	21-11	10-8	NIT Final Four
1980	Purdue	Player	27-8	11-7#	NCAA Final Four*
1979	Belleville J.C.	Player	28-9	—	NJCAA Tournament

<b>Totals at Vanderbilt (Head Coach)</b>	<b>313-206</b>	<b>127-135</b>
Totals at Illinois State (Head Coach)	123-63	75-33
<b>Head Coach Totals</b>	<b>436-269</b>	<b>202-167</b>
Totals at Kansas (Assistant Coach)	132-37	49-21
Totals at Purdue (Assistant Coach)	139-44	
Totals at Purdue (playing)	66-33	

● Regular season conference champions; # Conference tournament champions; \* Lost in National Championship game; ^ Included an Opening Round play-in game that Vanderbilt won over Houston.

<b>26</b>	In 33 seasons, his teams have made 26 tournament appearances, including 19 NCAA berths and three Final Fours.
<b>25</b>	20-Win Seasons in his career and 12 conference championships.
<b>8</b>	20-Win Seasons in last 12 seasons and total number of 20-win seasons at Vanderbilt, the most of any Commodore coach.
<b>313</b>	Number of victories at Vanderbilt. Now winningest all-time Vanderbilt coach, surpassed legendary VU mentor Roy Skinner vs. Lipscomb on November 15, 2013.
<b>436</b>	Total victories as a head coach.
<b>3</b>	SEC Players of the Year in his 15-year tenure - Dan Langhi (2000), Derrick Byars (2007), Shan Foster (2008).
<b>34</b>	All-SEC Performers during his time at Vanderbilt.
<b>3</b>	Consecutive trips to the NCAA Tournament (2010, 2011, 2012), the first time Vanderbilt has accomplished the feat.
<b>6</b>	NCAA Tournaments in the last nine seasons.
<b>2</b>	Sweet 16 appearances as Commodore mentor (2004, 2007).
<b>45</b>	At Vanderbilt, all 45 of his seniors either have earned or are currently working toward their college degree.
<b>61</b>	The Commodores won their first SEC Tournament crown in 61 years after defeating #1 Kentucky in final in 2012.
<b>3</b>	Only three losing seasons as a player or coach in 33 years.



VANDERBILT ATHLETIC COMMUNICATIONS

INTERVIEW POLICY

Vanderbilt head coach Kevin Stallings and selected Vanderbilt players will be available to the media before practice on a weekly basis during the non-conference season, and bi-weekly during the SEC season.

The times for those media sessions will be emailed to media members in advance of those pre-practice interviews.

Media may photograph the first 20 minutes of practice. All practices are closed to the public.

POSTGAME INTERVIEW POLICY

Vanderbilt head coach Kevin Stallings will enter the Memorial Gym interview room after the NCAA-mandated 10-minute cooling off period, followed by Vanderbilt players.

Visiting coach and player interviews will be at the discretion of the visiting SID.

VUCOMMODORES.COM

The official website of Vanderbilt athletics, vucommodores.com, includes pregame notes, season statistics, videos of press conferences and meetings with the media, live stats, twitter feeds, and streaming audio and video of everything that is Commodore athletics.

@VANDYMBB

The official Twitter feed of Vanderbilt men's basketball, follow the latest information and get breaking news on Commodore basketball.

QUICK FACTS

Location Nashville, Tenn.
Founded 1873
Conference Southeastern
Enrollment 6,738
Nickname Commodores
Colors Black and Gold
Home Arena Memorial Gymnasium (14,316)
Chancellor Nicholas Zeppos
Vice Chancellor David Williams II
Faculty Rep. Dr. Susan Wente

Basketball Staff

Head Coach Kevin Stallings
Record Overall 436-269 (22)
Record at Vanderbilt 313-206 (16)
Assistant Coaches Adam Cohen, Derrick Jones, Tom Richardson,
Director of Operations Dan Cage
Athletic Trainer Shannon Gordon
Academic Counselor Neal Clark
Administrative Assistant Debbie Green
Strength and Conditioning Coach Garry Christopher
Office Number (615) 322-6530

Athletic Communications

Men's Basketball SID Andy Boggs
Media Relations Address 2601 Jess Neely Dr. Nashville, TN 37212
Office Phone (615) 343-1847
Office Fax (615) 343-7064
E-Mail Andy.Boggs@Vanderbilt.edu

Table with 2 columns: Record (113, 56-7, 15-1, 64, 130-15, DORES IN TOP 25) and Description of records and statistics.

2014-15 TRENDS

Table of trends and statistics including Opening Tip, Opponent Scores, Shooting percentages, and Conference records.



PRESEASON MEDIA CHATTER

AP TOP 25 - PRESEASON

1	North Carolina (35)	0-0	1,566
2	Kentucky (10)	0-0	1,520
3	Maryland (14)	0-0	1,487
4	Kansas (5)	0-0	1,410
5	Duke	0-0	1,350
6	Virginia (1)	0-0	1,347
7	Iowa State	0-0	1,185
8	Oklahoma	0-0	1,088
9	Gonzaga	0-0	1,047
10	Wichita St	0-0	1,032
11	Villanova	0-0	1,013
12	Arizona	0-0	917
13	Michigan State	0-0	838
14	California	0-0	757
15	Indiana	0-0	755
16	Utah	0-0	499
17	Wisconsin	0-0	433
18	<b>Vanderbilt</b>	<b>0-0</b>	<b>393</b>
19	Notre Dame	0-0	360
20	Connecticut	0-0	307
21	LSU	0-0	268
22	Baylor	0-0	265
23	Purdue	0-0	236
24	Butler	0-0	223
25	Michigan	0-0	126

Others Receiving Votes

Oregon 116, SMU 112, West Virginia 84, Texas A&M 72, Cincinnati 63, Miami (FL) 48, Louisville 46, Georgetown 23, NC State 19, Texas 18, Florida State 18, Rhode Island 17, Dayton 12, Xavier 12, Providence 10, Iowa 6, BYU 5, Valparaiso 5, Boise State 4, Old Dominion 3, San Diego State 2, UCLA 2, Oklahoma State 2, Yale 1, UC Irvine 1, Iona 1, Central Michigan 1

USA TODAY POLL - PRESEASON

1	Kentucky (11)	0-0	749
1	North Carolina (12)	0-0	749
3	Maryland (5)	0-0	723
4	Duke (3)	0-0	686
5	Kansas (1)	0-0	675
6	Virginia	0-0	667
7	Iowa State	0-0	541
8	Oklahoma	0-0	520
9	Villanova	0-0	498
10	Arizona	0-0	477
11	Gonzaga	0-0	468
12	Wichita St	0-0	461
13	Michigan State	0-0	386
14	California	0-0	350
15	Indiana	0-0	312
16	Utah	0-0	250
17	Wisconsin	0-0	181
18	Notre Dame	0-0	172
19	LSU	0-0	163
20	<b>Vanderbilt</b>	<b>0-0</b>	<b>153</b>
21	Baylor	0-0	145
22	Butler	0-0	132
23	West Virginia	0-0	125
24	Connecticut	0-0	110
24	Purdue	0-0	110

Others Receiving Votes

Michigan 108, Louisville 93, Texas A&M 58, UCLA 48, Georgetown 45, Cincinnati 43, NC State 36, Oregon 33, Texas 29, Florida State 25, Xavier 25, Miami (FL) 11, San Diego State 10, Iowa 8, Providence 5, Davidson 5, Boise State 5, Ohio State 2, Stephen F Austin 2, Belmont 2, Tulsa 1, Dayton 1, Marquette 1, Old Dominion 1

-Consensus Top 20 preseason team

-Wade Baldwin named a breakout candidate by CBSSports.com

**Q:** Wade Baldwin has a 6-10 wingspan and shot 40+% from 3 as a freshman. Do you see him skyrocketing up your big board?

**A:** Baldwin is definitely one of my biggest breakout candidates this season nationally. Vanderbilt has a shot to be really good, and Baldwin will be the maestro of their team after Shelton Mitchell transferred. Few teams are better coached offensively than the Commodores, as Kevin Stallings can really get the most out of a group with the way he can create space with sets on offense. Baldwin will be a rather large beneficiary of that this season, just like he was last year.

Baldwin's a pretty awesome drive and kick player, and it showed last year with his 31.2 assist rate. He's also a strong defensive player due to that quickness and, as you mention, the long arms. He was the only freshman in the country to have a 30-plus assist rate and a 3-plus steal rate last year. Plus, he's a great rebounder for a point guard. That's the basis of his game, before you even get to the jump shot that was so effective last year. I'm still not 100 percent sold on his jumper given that it was the major question about his game coming into his maiden collegiate voyage, but if it keeps up around 40 percent on more attempts that would be the icing on the cake.

Basically, with just marginal growth this year, Baldwin could be looking at an excellent 12 points, five assists, four rebounds, two steals per game line on solid efficiency while leading Vandy to the NCAA Tournament. He's capable of making "the leap" this season. It's just incumbent upon him to do the work necessary to get there. He's already on the NBA's radar, but that kind of improvement would put him in the first round mix over the next two years.

-Coach Stallings named top 10 offensive coach by peers

"His in-game adjustments and adjustments at the halftime are probably the best I've ever seen — and out of timeouts. Plays that, when you scout teams, you watch them play and play and see so many games, but he can draw something out of a timeout that they've never run before, and you've never seen before, and it looks like the same play, but he's never done it."

-Commodores predicted to be the third-best 3-Point Shooting Team in 2015-16 By Bleacher Report.com

-Ken Pomeroy, a prominent college basketball statistician, tweeted: *If you don't have Vandy in your preseason top 25 you are probably a weirdo.*

-Damian Jones projected as a 2016 NBA Lottery Pick

-Damian Jones named starting 5-man in 2015-16 college basketball dream team for Jeff Goodman of ESPN.com.

-Damian Jones named a first-team preseason All-American by Jeff Goodman of ESPN.com.

-Vanderbilt's non-conference schedule named the 3rd toughest in the nation according to ESPN.com

-Vanderbilt named in SI.com's "64 Reasons To Be Excited for 2015-16 Season" *Vanderbilt basketball is back*

Quietly, the Commodores finished last season ranked No. 36 in kenpom.com's efficiency metrics. A dreadful start to their conference season—they went 1-7 in January—left them off most radars, but they played really well down the stretch and even clawed back to end the season .500 in conference play. Along the way, they bested kenpom.com top-100 teams in Florida, South Carolina, Alabama, Tennessee and Ole Miss. And they came within a bucket of beating Stanford in the NIT. Junior big man Damian Jones and rising sophomores Riley LaChance, Wade Baldwin and Matthew Fisher-Davis all boasted 100+ offensive ratings a year ago, and the Commodores as a team were a top-20 offense. In the second half of conference play last year, Vanderbilt surprised opponents. This season, the Commodores can surprise the country.

-Coach Stallings named 20th-most influential in mid-state sports by Tennessean

-Damian Jones named the fourth top high-impact junior in college basketball for 2015-16.

-Wade Baldwin IV named a top 10 high-impact sophomore in college basketball for 2015-16.

-CBSSports.com's Jon Rothstein named Nolan Cressler a top 20 under-the-radar transfer.



ABOUT AUSTIN PEAY

QUICK FACTS

**Location** .....Clarksville, Tenn.  
**Founded** .....1927  
**Conference**.....Ohio Valley  
**Enrollment**.....10,873  
**Nickname**.....Governors  
**Colors**.....Red and White  
**Home Arena** .....Dunn Center  
**Athletics Director**.....Ryan Ivey

**Basketball Staff**  
**Head Coach** .....Dave Loos  
**Record Overall** .....473-426 (29)  
**Austin Peay Record** .....391-373 (26)  
**Assistant Coaches** .....Jay Bowen, Kevin Hogan,  
 .....Julian Terrell

- Austin Peay finished 8-22 overall in 2014-15 and 3-13 in the Ohio Valley Conference.
- Chris Horton, a 6'8, 220-pound forward/center, returns as the Governors' leading scorer after averaging 13.1 points per game last season. Horton also led the team in rebounding with 11.1 per game.
- Austin Peay assistant coach Julian Terrell is a former Commodore great who played for Coach Stallings from 2003-06 was the team's Director of Video Operations for the last two seasons before taking a job with the Governors in May of 2015.

STAT COMPARISON

	VU	APSU
	All	All
Record	21-14	8-22
Scoring Offense	70.6	64.6
Scoring Defense	64.3	72.6
Scoring Margin	+6.3	-8.0
FG%	.472	.398
FG% Defense	.406	.471
3FG%	.392	.302
3FG% Defense	.339	.386
Free Throw %	.708	.666
Rebounding	33.8	34.8
Rebounding Margin	+1.8	+0.5
Turnovers/game	12.9	14.3
Opponent Turnovers	11.6	14.1
Steals	4.8	6.4
Blocks	5.3	4.1

VANDERBILT RADIO NETWORK

FISHER, THOMPSON COURTSIDE TO CALL ACTION ON VANDERBILT RADIO NETWORK FROM IMG COLLEGE

Joe Fisher and Tim Thompson are back at courtside this season, describing the action of every Commodore game to Vanderbilt followers throughout the Southeast.

Fisher, the Voice of the Commodores, will anchor Vanderbilt play-by-play for the 17th consecutive year.

A Nashville native, Fisher also handles the play-by-play broadcasting duties for Commodore football and a select number of baseball games. He also serves as the Director of Broadcasting for Vanderbilt Student Athletics.

Prior to working for Vanderbilt, Fisher served as a television sports anchor in the Nashville market (1987-1996), with stints at WSMV-4 and WKRN-2. He also worked in the public relations field for two years.

Thompson, who is in his 14th year providing color commentary, played for Vanderbilt from 1975-79, receiving the Outstanding Leader and Civitan Sportsmanship Awards. He currently works with Nike College Sports Marketing.

Broadcast Engineer Bob Horner is in his 32nd year courtside producing broadcasts of Commodore basketball. During his tenure, Horner has worked more than 750 games for Vanderbilt.

The broadcasts are produced by IMG College, the exclusive multi-media rightsholder for Vanderbilt. Jeff Miller is the general manager.

All games can be heard on the Vanderbilt radio affiliates below and for free online on vucommodes.com.

Radio Affiliates

WLAC 1510-AM	Nashville*
WNSR 560-AM	Nashville
WNSR 95.9 FM	Nashville
WALV 105.1FM	Chattanooga
WEKR 1240-AM	Fayetteville
WJJM 1490-AM	Lewisburg
WMSR 1320-AM	Manchester
WMPS 1210-AM	Memphis
WDUC 93.9-FM	Tulahoma

\* Commodore Flagship Station

CENTER U

Vanderbilt has turned into Center University in the last eight seasons, with a center posting double digits in all but one of those seasons. Here's a look at the totals from centers since the 2007-08 season.  
 2007-08 - A.J. Ogilvy - 17.0 ppg    2011-12 - Festus Ezeli - 10.1 ppg  
 2008-09 - A.J. Ogilvy - 15.4 ppg    2013-14 - Damian Jones - 11.3 ppg  
 2009-10 - A.J. Ogilvy - 13.4 ppg    2013-14 - Damian Jones - 14.5 ppg  
 2010-11 - Festus Ezeli - 13.0 ppg

BLOCK PARTY

The 2014-15 team blocked 186 shots on the season, which set a new Vanderbilt season record, surpassing the 2008-09 team, which blocked 174 shots that season. The Commodores' 186 blocks ranked 15th nationally for the season. Against Saint Mary's in the NIT First Round, Vanderbilt tied a then-program record with 11 blocks, and then followed that up with a 13-block performance against South Dakota State, which set a new program single-game record.

ASSIST NUMBERS

Vanderbilt had 541 assists on the season, which ties the seventh-best season in Commodore history for assists. Wade Baldwin had 155 assists to lead all Commodore players, with Shelton Mitchell registering 103 and Riley LaChance 102, marking only the third time in Commodore history that three players have registered 100 assists or more. Vanderbilt has only had two other seasons in its history in which three players have had 100 or more assists - 1988-89 (Barry Goheen, 130, Barry Booker, 118, Derrick Wilcox, 173) and 1993-94 (Billy McCaffrey, 133, Ronnie McMahan, 108, Frank Seckar, 110). The Commodores also ranked first in the SEC in assist percentage (assists on made baskets) and fourth nationally.

931

Vanderbilt has made a 3-pointer in 931 consecutive games, a streak which began at the inception of the 3-point line in 1986-87. The Commodores rank second only to UNLV for the longest streak in Division I basketball. Vanderbilt, UNLV and Princeton are the only three schools in college basketball to have made at least one 3-pointer in every game played since the 3-point line was implemented.

CLOSE LOSSES

The Commodores' largest margin of defeat in league play in 2014-15 was a 12-point decision at Arkansas. Two of the losses came in overtime (LSU, Tennessee), and three others have come by three points or less (Georgia, at Miss. State, at Florida). Vanderbilt was 12 points away from a 13-game win streak at the end of the regular season (OT loss vs. Tenn., 76-73; 50-47 loss at Florida, 67-61 loss vs. Tennessee).



LAST TIME OUT

BOX SCORE VS. STANFORD

Official Basketball Box Score -- Game Totals -- Final Statistics  
 Vanderbilt vs Stanford  
 03/24/15 6 p.m. at Stanford, Calif.

Vanderbilt 75 • 21-14, 9-9

##	Player	Total			3-Ptr			Rebounds			PF	TP	A	TO	Blk	Stl	Min
		FG-FGA	FG-FGA	FT-FTA	FG-FGA	FG-FGA	FT-FTA	Off	Def	Tot							
35	SIKAM, James	f	3-5	1-2	7-9	3	4	7	4	14	1	0	1	1	30		
30	JONES, Damian	c	3-6	0-0	2-4	1	6	7	4	8	1	5	2	0	31		
04	BALDWIN IV, Wade	g	2-6	2-3	2-2	1	1	2	2	8	1	0	0	0	27		
05	FISHER-DAVIS, Matthe	g	6-13	6-11	0-0	1	1	2	4	18	2	5	1	0	30		
13	LACHANCE, Riley	g	2-13	0-2	2-2	0	3	3	1	6	6	1	0	1	30		
00	MITCHELL, Shelton		1-3	0-1	2-2	0	2	2	0	4	4	1	0	0	17		
03	KORNET, Luke		4-8	2-4	2-2	1	1	2	0	12	0	0	0	0	16		
11	ROBERSON, Jeff		2-3	1-2	0-0	0	2	2	5	5	0	0	0	1	17		
40	HENDERSON, Josh		0-0	0-0	0-0	0	0	0	0	0	0	0	0	0	2		
Team						2	0	2									
Totals			23-57	12-25	17-21	9	20	29	20	75	15	12	4	3	200		

FG % 1st Half: 11-30 36.7% 2nd half: 12-27 44.4% Game: 23-57 40.4% Deadball Rebounds 4  
 3FG % 1st Half: 5-10 50.0% 2nd half: 7-15 46.7% Game: 12-25 48.0%  
 FT % 1st Half: 4-6 66.7% 2nd half: 13-15 86.7% Game: 17-21 81.0%

Stanford 78 • 22-13, 9-9

##	Player	Total			3-Ptr			Rebounds			PF	TP	A	TO	Blk	Stl	Min
		FG-FGA	FG-FGA	FT-FTA	FG-FGA	FG-FGA	FT-FTA	Off	Def	Tot							
21	Brown, Anthony	f	9-15	3-6	5-5	1	7	8	3	26	4	3	0	1	40		
25	Allen, Rosco	f	1-8	1-4	4-4	2	5	7	3	7	1	1	0	0	34		
04	Nastic, Stefan	c	4-7	0-0	4-6	2	5	7	3	12	1	0	0	0	30		
05	Randle, Chasson	g	6-15	2-5	2-2	2	2	4	1	16	3	0	0	1	37		
15	Allen, Marcus	g	2-3	0-1	5-10	0	4	4	2	9	1	3	0	3	28		
01	Sanders, Christian		0-1	0-0	0-0	1	0	1	0	0	1	1	0	1	3		
02	Cartwright, Robert		1-3	0-1	0-0	0	1	1	2	2	0	0	0	1	12		
22	Travis, Reid		3-3	0-0	0-0	1	0	1	2	6	0	1	0	1	16		
Team						2	1	3			1						
Totals			26-55	6-17	20-27	11	25	36	16	78	11	10	0	8	200		

FG % 1st Half: 16-30 53.3% 2nd half: 10-25 40.0% Game: 26-55 47.3% Deadball Rebounds 5  
 3FG % 1st Half: 3-9 33.3% 2nd half: 3-8 37.5% Game: 6-17 35.3%  
 FT % 1st Half: 1-3 33.3% 2nd half: 19-24 79.2% Game: 20-27 74.1%

Officials: Kevin Brill, Michael Scyphers, Nate Harris  
 Technical fouls: Vanderbilt-None. Stanford-None.  
 Attendance: 1546

Score by periods	1st	2nd	Total
Vanderbilt	31	44	75
Stanford	36	42	78

Last FG - VU 2nd-00:30, STAN 2nd-01:17.  
 Largest lead - VU by 3 1st-12:08, STAN by 11 2nd-12:40.

Points	In Paint	Off T/O	2nd Chance	Fast Break	Bench
VU	18	18	7	0	21
STAN	28	21	17	8	8

Score tied - 4 times.  
 Lead changed - 5 times.

RECAP

PALO ALTO, Calif. (AP) -- Stanford's seniors are headed back to Madison Square Garden where they won it all in the NIT as freshmen four years ago. This time, they're far more experienced on basketball's March stage.

While disappointed not to be in the NCAA Tournament, the Cardinal consider themselves fortunate to still be playing for something.

Anthony Brown scored a season-high 26 points and dealt a hard hit that sent 7-footer Luke Kornet to the locker room with a concussion midway through the second half, and Stanford held off Vanderbilt 78-75 on Tuesday night for a berth in the NIT semifinals.

"It feels great. Obviously we were disappointed we didn't get to the NCAA Tournament," Brown said. "Like coach says, we have to keep playing. Whatever we're in, we've got to win it. That's our mindset. Seniors want to go out with a win in their last game."

Freshman Matthew Fisher-Davis hit a 3-pointer with 28.8 seconds remaining to pull Vanderbilt within 77-75 but missed a long 3 under pressure from well beyond the arc in the waning seconds.

Marcus Allen missed his first free throw with 22.3 seconds to go, giving the Commodores a chance to tie.

Fisher-Davis scored 18 points with a season-best six 3-pointers for Vandy (21-14) in a testy, physical game that featured flying elbows.

"We had two shots to get it tied. Unfortunately we didn't hit either one," coach Kevin Stallings said. "Our guys didn't stop playing hard all year long."

Stanford (22-13) will face the winner of Wednesday's quarterfinal game between Old Dominion and Murray State in the semifinals next Tuesday in New York.

The Cardinal won the NIT in 1991 and 2012.

Chasson Randle hit a 3 with 1:16 left on the way to 16 points two days after a career-high 35-point performance in a second-round win against Rhode Island. Randle moved into second place on Stanford's career scoring list, but will have a good chance to become the program's leader in his next game.

"Yeah it's a little bit of the same feeling, a little bit of nostalgia going on," Randle said of returning to Madison Square Garden. "I was a freshman then and this time I'm a senior."

Stefan Nastic dislocated his left pinkie finger in the first half and finished with 12 points and seven rebounds for Stanford. He will have an X-ray on Wednesday.

Nastic scored a key basket with 5:30 to play that ended a stretch of five missed field goals in a span of 6-plus minutes without a basket.

With 12:40 left, Fisher-Davis was whistled for a flagrant foul when he threw an arm up into Allen's face that sent him awkwardly backward. Then at the 11:01 mark, Brown was hit with his own flagrant after he clobbered Kornet with an elbow to the face and the dazed sophomore forward had to be helped to the locker room as he struggled to walk straight. He didn't return.

It has been a whirlwind week for the Commodores, who showed few signs of being wiped out from two games in the Bay Area in a six-day span. They won at Saint Mary's College in Moraga on March 18, then topped South Dakota State at home two days later before making another long trek out West.

Vanderbilt, the Southeastern Conference's top 3-point shooting team this season, knocked down 12 of 25 3s and kept it close late from long range.

"Every time they shoot from behind the arc, you think it's going in," Stanford coach Johnny Dawkins said.

Damian Jones, averaging a team-high 18.7 points in his three previous games for Vanderbilt, was held to eight points as the teams met for the first time since Dec. 30, 1988, in Nashville.



## 2015-16 Roster

No.	Name	Pos.	Ht.	Wt.	Cl.-Yr	Hometown (Previous School)
0	Camron Justice	G	6-3	180	Fr. - 1st	Hindman, Ky. (Knott County Central)
2	Joe Toye	G/F	6-7	201	Fr. - 1st	Chicago, Ill. (Whitney Young)
3	Luke Kornet	F	7-1	240	Jr. - 3rd	Lantana, Texas (Liberty Christian)
4	Wade Baldwin IV	G	6-3	194	So. - 2nd	Belle Mead, N.J. (St. Joseph)
5	Matthew Fisher-Davis	G	6-5	185	So. - 2nd	Charlotte, N.C. (Butler)
10	Nathan Watkins	G	6-5	186	Sr. - 4th	Brentwood, Tenn. (Ensworth School)
11	Jeff Roberson	F	6-6	220	So. - 2nd	Houston, Texas (The Kinkaid School)
12	Djery Baptiste	C	6-10	235	Fr. - 1st	Gonaives, Haiti (Prestonwood Christian (Texas))
13	Riley LaChance	G	6-2	182	So. - 2nd	Brookfield, Wis. (Brookfield Central)
14	Carter Josephs	G	6-0	180	Sr. - 4th	San Antonio, Texas (Tom C. Clark)
20	Phillip McGloin	G	6-1	183	So. - 2nd	Washington, D.C. (Mercersburg Academy)
21	Samir Sehic	F	6-9	247	Fr. - 1st	Atlanta, Ga. (Cy Woods (Texas))
24	Nolan Cressler	G	6-4	210	R-Jr. - 2nd	Pittsburgh, Pa. (Cornell)
30	Damian Jones	C	7-0	245	Jr. - 3rd	Baton Rouge, La. (Scotlandville Magnet)
40	Josh Henderson	C	7-0	237	R-Sr. - 6th	Roanoke, Va. (Cave Spring)

### COACHING STAFF

Head Coach..... **Kevin Stallings** (Purdue, 1982) - 17th  
 Assistant Coach..... **Adam Cohen** (Arizona, 2008) - 2nd  
 Assistant Coach..... **Derrick Jones** (Samford, 2001) - 2nd  
 Assistant Coach..... **Tom Richardson** (St. Xavier (Ill.), 1977) - 13th  
 Director of Operations..... **Dan Cage** (Vanderbilt, 2007) - 6th

### SUPPORT STAFF

Athletic Communications Dir. .... **Andy Boggs** (Florida State, 1998)  
 Academic Support..... **Neal Clark** (Kentucky, 1992)  
 Athletic Trainer..... **Shannon Gordon** (Indiana State, 1992)  
 Strength and Conditioning..... **Garry Christopher** (Baylor, 2009)

### PRONUNCIATION GUIDE

Djery Baptiste..... **Jerry - Bap-TEEST**  
 Luke Kornet..... **Kor-NET**  
 Jeff Roberson..... **ROE-ber-son**  
 Samir Sehic..... **Sa-MEER Se-HICH**

### ROSTER BY CLASS

#### Seniors (3)

**Josh Henderson**..... Roanoke, Va.  
**Carter Josephs**..... San Antonio, Texas  
**Nathan Watkins**..... Nashville, Tenn.

#### Juniors (3)

**Damian Jones**..... Baton Rouge, La.  
**Luke Kornet**..... Lantana, Texas  
**Nolan Cressler**..... Pittsburgh, Pa.

#### Sophomores (5)

**Wade Baldwin IV**..... Belle Mead, N.J.  
**Matthew Fisher-Davis**..... Charlotte, N.C.  
**Riley LaChance**..... Brookfield, Wisc.  
**Phillip McGloin**..... Washington, D.C.  
**Jeff Roberson**..... Houston, Texas

#### Freshman (4)

**Djery Baptiste**..... Gonaives, Haiti  
**Camron Justice**..... Hindman, Ky.  
**Samir Sehic**..... Atlanta, Ga.  
**Joe Toye**..... Chicago, Ill.

**MEMORIAL MAGIC - THE HOME TO VANDERBILT HOOPS SINCE 1952**

**HISTORIC MEMORIAL GYMNASIUM IN 63RD SEASON**

Storied Memorial Gymnasium is in its 63rd season as the host venue of Vanderbilt basketball. The SEC's most historic hoops setting has played host to more than 950 men's contests as well as the 1984 and 1991 SEC Tournaments and 40 men's and women's NCAA Tournament contests (since the early 1980s).

As the oldest gymnasium in the SEC, Memorial Gymnasium is renown for its end zone benches, raised floor and unique atmosphere. It was dedicated in 1952 as a memorial to all Vanderbilt men and women who served in World War II. It was built by the late master architect Edwin Keeble, who was commissioned to build a combination gymnasium/concert hall.

<b>.780</b>	All-time winning percentage at Memorial Gym (758-213).
<b>212</b>	Career wins at Memorial Gym for Kevin Stallings, and is the facility's all-time wins leader.
<b>.899</b>	Winning percentage against non-conference opponents since 1990 (196-22).
<b>129-15</b>	Stallings' non-conference record at home.
<b>6</b>	Undeclared seasons at home.

**Winningest Coaches at Memorial Gymnasium**

Coach	Yrs	Record
<b>1 Kevin Stallings (2000-Present)</b>	<b>16</b>	<b>212-63</b>
2. Roy Skinner (1959, 1962-76)	16	181-41
3. Bob Polk (1948-58, 1960-61)	8	96-15
4. C.M. Newton (1982-89)	8	91-37
5. Jan van Breda Kolff (1994-99)	6	75-20
6. Eddie Fogler (1990-93)	4	54-12

**Stallings' Year-By-Year Record At Memorial Gym**

Year	Won	Lost
2014-15	15	4
2013-14	10	6
2012-13	9	6
2011-12	13	5
2010-11	14	3
2009-10	14	2
2008-09	13	4
2007-08	19	0
2006-07	14	3
2005-06	10	6
2004-05	17	2
2003-04	15	2
2002-03	10	6
2001-02	13	4
2000-01	12	7
1999-00	14	3

**ANNUAL ATTENDANCE FIGURES**

Year	All Games	Attendance	Average	NCAA Rank	SEC Games	SEC Attendance	Average
2014-15	19	168,377	8,862	51	9	88,830	9,870
2013-14	16	152,539	9,534	45	9	92,455	10,273
2012-13	15	159,557	10,637	36	9	100,986	11,221
2011-12	18	246,561	13,698	18	8	112,368	14,046
2010-11	17	234,632	13,802	18	8	114,346	14,293
2009-10	16	217,965	13,623	21	8	113,539	14,192
2008-09	17	225,686	13,276	25	8	112,833	14,104
2007-08	19	254,954	13,418	22	8	113,713	14,214
2006-07	17	204,511	12,030	31	8	109,043	13,630
2005-06	16	195,159	12,197	24	8	108,258	13,532
2004-05 <sup>^</sup>	19	191,678	10,088	43	8	105,357	13,170
2003-04	17	192,301	11,312	33	8	106,990	13,374
2002-03	16	153,123	9,570	46	8	96,906	12,113
2001-02	17	150,325	8,843	50	8	93,873	11,734
2000-01	19	186,468	9,814	45	8	102,055	12,757
1999-00*	18	197,770	10,987	30	8	106,741	13,343
1998-99	16	192,538	12,034	26	8	106,128	13,266
1997-98	16	213,974	13,373	21	8	117,819	14,727
1996-97	16	207,771	12,986	25	8	120,214	15,027
1995-96	18	226,354	12,575	28	8	112,996	14,125
1994-95	13	183,042	14,080	17	8	118,932	14,867
1993-94	16	223,997	14,000	15	8	121,345	15,168
1992-93	14	212,156	15,154	11	8	122,536	15,317
1991-92	17	210,585	12,387	29	8	115,104	14,388
1990-91	16	214,638	13,415	19	9	133,482	14,831
1989-90	19	259,992	13,684	18	9	136,136	15,126
1988-89	15	224,657	14,977	13	9	137,212	15,246
1987-88	16	223,747	13,984	14	9	138,393	15,377
1986-87	17	226,343	13,314	14	9	130,854	14,539
1985-86	15	200,806	13,387	14	9	128,059	14,229
1984-85	16	194,390	12,149	17	9	122,514	13,613
1983-84	18	249,292	13,850	10	9	135,546	15,050
1982-83	17	237,584	13,976	9	9	135,418	15,046
1981-82	14	202,225	14,445	9	9	131,699	14,633
1980-81	15	227,478	15,165	9	9	136,436	15,160
1979-80	15	228,029	15,202	5	9	138,754	15,417
1978-79	14	215,330	15,380	5	9	139,930	15,547
1977-78	14	207,375	14,813	5	9	134,232	14,915
1976-77	15	211,966	14,131	4	9	149,108	16,568
1975-76	13	180,901	13,915	-	9	135,375	15,042
1974-75	12	178,527	14,877	-	9	134,304	14,923
1973-74	12	182,728	15,227	-	9	140,252	15,584
1972-73	12	173,567	14,464	-	9	131,193	14,577
1971-72	12	156,778	13,065	-	9	120,172	13,352
1970-71	12	170,634	14,220	-	9	130,260	14,473
1969-70	12	176,763	14,730	-	9	135,745	14,861
1968-69	12	126,896	10,575	-	9	95,300	10,589
1967-68	12	129,722	10,810	-	9	96,274	10,697
1966-67	12	105,492	8,791	-	9	79,173	8,797
1965-66	12	106,022	8,835	-	9	62,368	8,910
1964-65	12	98,821	8,235	-	9	65,712	8,214
1963-64	12	84,827	7,069	-	6	35,684	5,947
1962-63	12	75,261	6,272	-	6	46,183	6,598
1961-62	13	73,640	5,665	-	8	47,357	5,920
1960-61	13	74,187	5,707	-	7	45,549	6,507
1959-60	14	76,199	5,443	-	8	46,064	5,758

<sup>^</sup> First year capacity increased from 14,168 to 14,316; \* First year capacity decreased from 15,311 to 14,168



**VANDERBILT BASKETBALL  
QUICK HITTERS**

- This is the 113th year of Vanderbilt basketball, with the first season taking place in 1900-01. There were no teams in 1904-05 and 1905-06.
- The Commodores have been to 13 NCAA Tournaments and 12 NIT's. Vanderbilt advanced to the Elite 8 in 1965 (field of 23), and the Sweet 16 in 1988, 1993, 2004, and 2007. The Commodores captured the NIT Championship in 1990 and finished runner-up in 1994.
- The Commodores are a charter member of the SEC, with the 2015-16 season being the 82nd year in the conference.
- Vanderbilt is the only private institution in the SEC with the lowest enrollment of any of the 14 schools (6,738).
- Vanderbilt's Perry Wallace became the first African-American scholarship basketball player in the SEC when he took the court in 1967.
- The Commodores have 43 career 1,000-point scorers, with Shan Foster (2004-08) the all-time leading scorer with 2,011 career points.
- Vanderbilt has had 12 All-Americans since 1950. They are: Billy Joe Adcock (1950), Clyde Lee (1965), Tom Hagan (1969), Jan van Breda Kolff (1974), Will Perdue (1988), Billy McCaffrey (1993), Dan Langhi (2000), Matt Freije (2004), Derrick Byars (2007), Shan Foster (2008), and John Jenkins (2011).
- The Commodores had three players drafted in the first 31 picks of the 2012 NBA Draft - John Jenkins, Atlanta, 23rd pick, Festus Ezeli, Golden State, 30th pick, Jeffery Taylor, Charlotte, 31st pick - the most by the Commodores in one draft. In all, 35 Vanderbilt players have been selected in the NBA Draft since 1950.
- The Commodores ended a 61-year SEC Tournament drought in 2012 by claiming the tournament championship in New Orleans, the team's first SEC championship since 1951.
- Coach Stallings is the winningest coach in Vanderbilt history after surpassing legendary mentor Roy Skinner on November 15, 2013, against Lipscomb.
- Stallings has led his Commodore teams to 12 post-season tournaments since his arrival in 1999 and has had eight 20+-win seasons. His 2004 and 2007 teams advanced to the Sweet 16 for the first time since the tournament expanded to 64+ teams.
- Stallings has appeared in the NCAA Tournament six times, including a stretch of three consecutive appearances from 2010-2012. It was the first time in school history that Vanderbilt has advanced to three consecutive NCAA Tournaments.
- All three of the university's top all-time scorers played for Coach Stallings (Foster, Jeffery Taylor, Matt Freije). John Jenkins, who is 10th on the list, also played for him.
- Vanderbilt's intercollegiate athletics teams are nicknamed the Commodores, in honor of the nickname given to founder Cornelius Vanderbilt, who made his fortune in shipping. Vanderbilt donated \$1 million to begin "Central University" in 1875 - the campus was later renamed for Cornelius because of his generosity. Cornelius never stepped foot on the campus that bears his namesake.

**INS AND OUTS**

**Career Games Played**

Player	Games	Starts	Cons. Starts
James Siakam	104	49	13
Shelby Moats	86	10	0
Josh Henderson	73	26	0
Damian Jones	66	62	4
Luke Kornet	65	16	0
Carter Josephs	39	1	0
Wade Baldwin IV	35	23	19
Riley LaChance	35	35	35
Matthew Fisher-Davis	34	11	10
Jeff Roberson	33	24	0
Shelton Mitchell	31	11	0
Nathan Watkins	26	0	0
Philip McGloin	5	0	0

**Double-Digit Scoring Games**

Player	Career (Record)	'14-15	Cons.
Damian Jones	48 (26-22)	28 (16-12)	-
James Siakam	23 (16-7)	17 (11-6)	2 (1-1)
Riley LaChance	24 (17-7)	24 (17-7)	-
Luke Kornet	21 (13-8)	18 (11-7)	3 (2-1)
Wade Baldwin IV	16 (13-3)	16 (13-3)	8 (7-1)
Josh Henderson	12 (7-5)	1 (0-1)	-
Matthew Fisher-Davis	10 (7-3)	10 (7-3)	1 (1-1)
Shelton Mitchell	2 (2-0)	2 (2-0)	-
Jeff Roberson	2 (1-1)	2 (1-1)	-

**Double-Digit Rebounding Games**

Player	Career	'14-15	Cons.
James Siakam	7 (6-1)	4 (4-0)	-
Damian Jones	5 (2-3)	1 (1-0)	-
Luke Kornet	2 (2-0)	2 (2-0)	-
Wade Baldwin IV	1 (1-0)	1 (1-0)	1 (1-0)
Shelby Moats	1 (0-1)	-	-

**Double-Digit Assist Games**

Player	Career	'14-15	Cons.
Wade Baldwin IV	1 (1-0)	1 (1-0)	-

**Double-Doubles**

Player	Career	'14-15	Cons.
Damian Jones	6 (2-4)	1 (1-0)	-
James Siakam	6 (6-0)	3 (3-0)	-

**2014-15 Lineup Record**

Baldwin, LaChance, Roberson, Kornet, Jones	3-6
Baldwin, LaChance, Fisher-Davis, Jones, Siakam	6-3
Mitchell, LaChance, Roberson, Kornet, Jones	4-1
Mitchell, LaChance, Roberson, Siakam, Jones	4-2
Baldwin, LaChance, Roberson, Siakam, Jones	3-1
Baldwin, LaChance, Fisher-Davis, Siakam, Henderson	1-0
Baldwin, LaChance, Fisher-Davis, Jones, Henderson	0-1

**SEC PRESEASON POLL**

**Preseason Media Poll, Pts**

1. Kentucky, 406
2. Vanderbilt, 357
3. Texas A&M, 344
4. LSU, 333
5. Georgia, 266
6. Florida, 258
7. South Carolina, 204
8. Mississippi State, 203
9. Ole Miss, 184
10. Auburn, 168
11. Arkansas, 118
12. Tennessee, 86
13. Alabama, 85
14. Missouri, 33

**First Team All-SEC**

- Danuel House - Texas A&M, G, 6-7, 212, Sr., Fresno, Texas  
**Damian Jones - Vanderbilt, C, 7-0, 245, Jr., Baton Rouge, La.**  
 Skal Labissiere - Kentucky, F, 6-11, 225, Fr., Port-au-Prince, Haiti  
 Stefan Moody - Ole Miss, G, 5-10, 179, Sr., Kissimmee, Fla.  
 Ben Simmons - LSU, F, 6-10, 225, Fr., Melbourne, Australia  
 Tyler Ulis - Kentucky, G, 5-9, 160, So., Lima, Ohio

**Second Team All-SEC**

- Dorian Finney-Smith - Florida, F, 6-8, 220, Sr., Portsmouth, Va.  
 Malik Newman - Mississippi State, G, 6-3, 178, Fr., Jackson, Miss.  
 Charles Mann - Georgia, G, 6-5, 215, Sr., Alpharetta, Ga.  
 Alex Poythress - Kentucky, F, 6-8, 230, Sr., Clarksville, Tenn.  
 Tim Quarterman - LSU, G, 6-6, 190, Jr., Savannah, Ga.  
 Alex Caruso - Texas A&M, G, 6-5, 186, Sr., College Station, Texas

**SEC Player of the Year:** Ben Simmons, LSU

**SEC STANDINGS**

**2014-15 SEC STANDINGS (FINAL)**

	SEC	Pct.	All	Pct.
Kentucky	18-0	1.000	38-1	.974
Arkansas	13-5	.722	27-9	.750
Georgia	11-7	.611	21-12	.636
LSU	11-7	.611	22-11	.667
Texas A&M	11-7	.611	21-12	.636
Ole Miss	11-7	.611	21-13	.618
<b>Vanderbilt</b>	<b>9-9</b>	<b>.500</b>	<b>21-14</b>	<b>.600</b>
Florida	8-10	.444	16-17	.485
Alabama	8-10	.444	19-15	.543
Tennessee	7-11	.389	16-16	.500
South Carolina	6-12	.333	17-16	.515
Miss. State	6-12	.333	13-19	.407
Auburn	4-14	.222	15-20	.429
Missouri	3-15	.167	9-23	.281

**SEC STATS**

**VU TEAM SEC RANKINGS (FINAL)**

Category	SEC (FINAL)	All (FINAL)
Scoring	6th (67.2)	5th (70.6)
Scoring Defense	7th (64.8)	8th (64.3)
Scoring Margin	6th (+2.4)	3rd (+6.3)
FT%	7th (.699)	6th (.708)
FG%	3rd (.447)	1st (.472)
FG% Defense	7th (.421)	7th (.406)
3FG%	1st (.393)	1st (.392)
3FG% Defense	14th (.380)	10th (.339)
3FG Made	2nd (7.6)	1st (7.3)
Rebound Margin	7th (+0.3)	8th (+1.9)
Blocks	4th (5.1)	3rd (5.3)
Assists	3rd (14.3)	3rd (15.5)
Steals	11th (5.1)	14th (4.8)
Turnover Margin	9th (-0.8)	11th (-1.3)
Assist/TO Ratio	4th (1.1)	3rd (1.2)

**VU INDIVIDUAL SEC RANKINGS (FINAL)**

Damian Jones	SEC (FINAL)	Total (FINAL)
Scoring	NA	10th (14.5)
FG%	NA	1st (.562)
Blocks	3rd (2.1)	3rd (2.0)
Def. Rebounds	NA	10th (4.3)
<b>Wade Baldwin IV</b>	<b>SEC (FINAL)</b>	<b>Total (FINAL)</b>
Assists	T-4th (4.4)	5th (4.4)
FT%	9th (.804)	NA
Steals	5th (1.7)	8th (1.4)
A/TO	8th (2.0)	3rd (2.3)
<b>Riley LaChance</b>	<b>SEC (FINAL)</b>	<b>Total (FINAL)</b>
3FG Made	8th (1.9)	7th (1.9)
A/TO	9th (1.9)	NA
Minutes Played	7th (34.6)	8th (33.3)
<b>James Siakam</b>	<b>SEC (FINAL)</b>	<b>Total (FINAL)</b>
Blocks	T-7th (1.3)	9th (1.2)
Off. Rebounds	7th (2.6)	6th (2.7)
<b>Matthew Fisher-Davis</b>	<b>SEC (FINAL)</b>	<b>Total (FINAL)</b>
3FG Made	5th (2.2)	6th (2.1)
3FG%	4th (.402)	2nd (.401)

# THE LAST TIME...

## VANDERBILT INDIVIDUALS

### Scoring:

**Scored 25 points** – Riley LaChance (26), vs. Western Carolina, 12/16/14  
**Scored 30 points** –Jeffery Taylor (30), at Davidson, 12/7/2011  
**Scored 35 points** – Billy McCaffrey (35), vs. Georgia, 2/24/1993  
**Scored 40 points** – Shan Foster (42) vs. Mississippi State, 3/5/2008

**Two Players Had 20 Points** – Riley LaChance (26), James Siakam (20) vs. Western Carolina, 12/16/14

**Three Players Had 20 Points** – Derrick Byars (28), Shan Foster (21) and Ross Neltner (20) vs. Toledo, 12/2/2006

**Scored 20 Points in Two Straight Games** – Riley LaChance vs. Purdue (26) 12/13/16, vs. Western Carolina (26) 12/16/14

**Scored 20 Points in Three Straight Games** – John Jenkins at Ole Miss (26), 2/16/2012, at Georgia (28), 2/19/2012, vs. S. Carolina (21), 2/22/2012

**Scored 20 Points in Four Straight Games** – John Jenkins vs. Monmouth (25), 11/25/11, vs. Xavier (20), 11/28/11, at Louisville (27), 12/2/2011, at Davidson (22), 12/7/2011

**Scored 20 Points in Five Straight Games** – Shan Foster vs. Georgia (29), 2/23/2008; vs. Tennessee (32), 2/26/2008; at Arkansas (22), 3/1/2008; vs. Mississippi State (42), 3/5/2008; at Alabama (21), 3/8/2008

**Scored 20 Points in Six Straight Games** – Shan Foster vs. Georgia (29), 2/23/2008; vs. Tennessee (32), 2/26/2008; at Arkansas (22), 3/1/2008; vs. Mississippi State (42), 3/5/2008; at Alabama (21), 3/8/2008; vs. Auburn (26), 3/13/2008

**Five Players Scored in Double Figures** – James Siakam (14), Damian Jones (15), Wade Baldwin IV (20), Matthew Fisher-Davis (12), Luke Kornet (12), vs. South Dakota State (3/20/15)

**Six Players Scored in Double Figures** – Jeffery Taylor (16), George Drake (14), Jermaine Beal (12), Festus Ezeli (11), Brad Tinsley (11), and A.J. Ogilvy (10) vs. Central Arkansas, 11/26/2008

**Four Players with 15 or more points** – Jeffery Taylor (20), John Jenkins (17), Brad Tinsley (16), Lance Goulbourne (16), Festus Ezeli (15) at LSU, 2/26/2011

### Double-Doubles:

**Double-Double** –Damian Jones (20 points, 15 rebounds) vs. Tennessee (3/12/15)  
**20-10 game** – Damian Jones (20 points, 15 rebounds) vs. Tennessee (3/12/15)  
**30-10 game** – A.J. Ogilvy (33 points, 10 rebounds) vs. Oregon, 11/11/2011  
**Back-to-back 20-10 games** – Matt Freije vs. South Carolina (26 points, 11 rebounds)

1/28/04; vs. Kentucky (20 points, 11 rebounds) 1/31/04

**Double-Double in Points and Rebounds** – Damian Jones (20 points, 15 rebounds) vs. Tennessee (3/12/15)

**Double-Double in Points and Assists** –Kyle Fuller (12 points, 10 assists) vs. Tennessee, 2/5/2014

**Double-Double in Points and Blocks** – Never

**Double-Double in Points and Steals** – Never

**Double-Double in Two Consecutive games** – James Siakam vs. Florida (12 points, 11 rebounds) 2/3/2015, vs. S. Carolina (16 points, 10 rebounds) 2/7/2015

**Double-Double in three consecutive games** – Dan Langhi vs. Notre Dame (33 points, 10 rebounds) 11/21/1998; vs. Morehead State (18 points, 10 rebounds) 11/24/1998; vs. Ohio State (14 points, 17 rebounds) 11/28/1998

**Two players record double-double** – Damian Jones (24 points, 12 rebounds), Luke Kornet (10 points, 10 rebounds) vs. Trevecca, 11/16/2014

### Triple-Doubles:

**Triple-Double** – Brad Tinsley (11 points, 10 rebounds, 10 assists) vs. Presbyterian, 11/12/2010

### Field Goals:

**Made 10 FG in a game** – Damian Jones (10) at Saint Mary's, 3/18/15

**Made 11 FG in a game** – Kedren Johnson (11) vs. Davidson, 11/22/2012

**Made 12 FG in a game** – Jeffery Taylor (12) vs. Longwood, 12/19/2011

**Made 16 FG in a game** – Shan Foster (16) vs. Mississippi State, 3/5/2008

**Attempted 15 FG in a game** –Riley LaChance (16) vs. S. Carolina, 2/7/15

**Attempted 16 FG in a game** – Riley LaChance (16) vs. S. Carolina, 2/7/15

**Attempted 17 FG in a game** – Rod Odom (18) vs. LSU, 3/6/14

**Attempted 18 FG in a game** – Rod Odom (18) vs. LSU, 3/6/14

**Attempted 19 FG in a game** – Rod Odom (19) vs. Missouri, 1/16/14

**Attempted 20 FG in a game** - Kyle Fuller (21), at S. Carolina, 2/13/2014

### Three-Pointers:

**Made 5 3-pointers in a game** – Riley LaChance (5), at Ole Miss, 3/7/2015

**Made 6 3-pointers in a game** – Matthew Fisher-Davis (6) at Stanford, 3/24/2015

**Made 7 3-pointers in a game** – John Jenkins (7) vs. Lafayette, 12/21/2011

**Made 8 3-pointers in a game** – Shan Foster (8) vs. UMass, 1/5/2008

**Made 9 3-pointers in a game** – Shan Foster (9) vs. Mississippi State, 3/5/2008

**Attempted 10 3-pointers in a game** – Matthew Fisher-Davis (13) at Stanford, 3/24/14

**Attempted 15 3-pointers in a game** – John Jenkins (16) vs. Oregon, 11/11/2011

### Free Throws:

**Made 10 FT in a game** – James Siakam (10), vs. Florida, 2/3/15

**Made 12 FT in a game** – James Siakam (12) vs. Western Carolina, 12/16/14

**Made 13 FT in a game** – A.J. Ogilvy (13) vs. DePaul, 12/5/2009

**Made 18 FT in a game** – Matt Freije (18) vs. Indiana, 11/24/2003

**Attempted 12 FT in a game** – James Siakam (13) vs. Western Carolina, 12/16/14

**Attempted 14 FT in a game** – James Siakam (14) vs. Texas A&M, 2/15/2014

**Attempted 15 FT in a game** – Eric McClellan (15) at Texas, 12/2/2013

### Rebounds:

**10 Rebounds in a game** – James Siakam (13) vs. Missouri, 2/21/2015

**15 Rebounds in a game** – Damian Jones (15) vs. Tennessee, 3/12/15

**10+ Rebounds in Three Consecutive Games** – Lance Goulbourne (16) vs. Ole Miss, 1/19/2011; (10) vs. St. Mary's, 1/22/2011; (12) at Miss. State, 1/27/2011

### Assists:

**8 Assists** – Riley LaChance (8) at Ole Miss (3/7/15)

**9 Assists** – Wade Baldwin IV (9) vs. South Dakota State, 3/20/2015

**10 Assists** – Wade Baldwin IV (10) vs. Tennessee State, 11/23/14

**11 Assists** – Mario Moore (13) vs. Arkansas, 2/19/2005

**12 Assists** – Mario Moore (13) vs. Arkansas, 2/19/2005

**13 Assists** – Mario Moore (13) vs. Arkansas, 2/19/2005

**14 Assists** – Billy McCaffrey (14) vs. Kentucky, 1/13/1993

**5+ Assists in Four Consecutive Games** - Shelton Mitchell (6) vs. Purdue 12/13/14; (5) vs. Western Carolina 12/16/14; (6) vs. Georgia Tech 12/20/14; (7) vs. Penn 12/22/14

**8+ Assists in Two Consecutive Games**- Atiba Prater (9) at Georgia, 2/2/2000; (9) vs. Boston College, 2/6/2000

### Blocks:

**4 Blocked Shots** – Matthew Fisher-Davis (4), Luke Kornet vs. South Dakota State, 3/20/2015

**5 Blocked Shots** – James Siakam (5) vs. Florida, 2/3/15

**6 Blocked Shots** – Damian Jones (6) vs. Missouri, 2/21/15

**7 Blocked Shots** – Damian Jones (7) at S. Carolina, 2/13/14

### Steals:

**4 Steals** – Riley LaChance (4) at Saint Mary's, 3/18/15

**5 Steals** – Riley LaChance (5) vs. Penn, 12/22/2014

**6 Steals** – Dan Cage (6) vs. Furman, 11/28/2006

**7 Steals** - James Strong (8) vs. Morehead State, 11/24/1998

**8 Steals** – James Strong (8) vs. Morehead State, 11/24/1998

### Minutes:

**Played every minute** – Rod Odom vs. Florida, 2/25/14

**Played over 40 minutes** – Shelton Mitchell (46), Riley LaChance (42) vs. Yale (1/3/15)

**All 5 starters played 40 minutes** –Steve Tchiengang (40), Brad Tinsley (40), Lance Goulbourne (41), Jeffery Taylor (41), and John Jenkins (41), at Louisville, 12/2/2011

### Fouls:

**Technical Foul** – TEAM , vs. LSU, 3/6/14

**Fouled Out** –Jeff Roberson, at Stanford, 3/24/2015

**Two Players Fouled Out** – James Siakam, Eric McClellan, Damian Jones at Butler, 11/19/2013

**Three Players Fouled Out** – James Siakam, Eric McClellan, Damian Jones at Butler, 11/19/2013

### TEAM

**Started the game with Opponent Technical Foul** – Furman bench, 12/22/2008

**Scored 95 or more points** – 99 vs. Western Carolina 12/16/14 (W, 99-79)

**Scored 100 or more points** – 102 at Ole Miss, 2/16/2012 (W, 102-76)

**Scored 100 or more points (SEC game)** – 102 at Ole Miss, 2/16/2012 (W, 102-76)

**Scored 110 or more points** – 113 vs. Alabama A&M 12/30/1998 (W, 113-71)

**Scored 110 or more points (SEC game)** – 111 vs. Alabama 2/21/1972 (W, 111-91)

**Scored 120 or more points** – 130 vs. Ole Miss 12/22/1970 (W, 130-112)

**Scored 120 or more points (SEC game)** – 130 vs. Ole Miss 12/22/1970 (W, 130-112)

**Scored 130 or more points** – 130 vs. Ole Miss 12/22/1970 (W, 130-112)

**Scored Less than 50 points** – 38 at Tennessee (L, 76-38), 3/1/2014

**Scored Less than 40 points** – 38 at Tennessee (L, 76-38), 3/1/2014

**Scored 20 or less points in half** – 18 (1st half), 20 (2nd half) at Tennessee, 3/1/14, (L, 76-38)

**Scored 90+ points in three consecutive games** - 95 vs. Bradley, 11/24/2007 (W, 95-86); 91 vs. South Alabama, 11/29/2007 (W, 91-88); vs. Georgia Tech, 12/1/2007 (W, 92-79)

**Allowed 90 or more points** – 94, Florida, 1/25/2009 (L, 69-94)

**Allowed 100 or more points** – 106, Kentucky, 3/5/2003 (L, 44-106)

**Allowed Less than 50 points** – 47, at Florida, 2/18/15 (L, 47-50)

**Allowed 40 or Less points** – 31, at Mississippi State, 2/23/2013 (W, 72-31)

**Shot 60% or better** – .609 vs. Tenn. St., 11/23/14 (W, 78-46)

**Shot 60% or better from three** – .643 vs. Purdue, 12/13/14 (W, 81-71)

**Shot over 67% FG** – .679 vs. TSU, 12/19/2009 (W, 84-71)

**Shot 50% or better** – .583 vs. South Dakota State (3/20/15)

**Shot lower than 30%** - .224 at Florida 3/1/2014 (L, 76-38)



# THE LAST TIME...

**Allowed 60% shooting** - .612 at Florida, 2/21/2009 (L, 68-82)

**Scored 100 points in two consecutive games** - 111 vs. North Alabama 12/20/1980 (W, 111-79) and 111 vs. Memphis 12/23/1980 (W, 111-96)

**Scored 100 points in three consecutive games** - Never

**Scored 100 points in Consecutive SEC games** - 104 vs. LSU 2/19/1972 (W, 104-83) and 111 vs. Alabama 2/21/1972 (W, 111-91)

**Won game by 70 points or more** - 71 vs. Union (Tenn.) (W, 95-24), 1911-12

**Won game by 60 points or more** - 71 vs. Union (Tenn.) (W, 95-24), 1911-12

**Won game by 50 points or more** - 51 vs. Army (W, 92-41) 11/14/1998

**Lost by 25 or More Points** - at Tennessee, 3/1/2014 (L, 76-38)

**Game decided by one point** - vs. Georgia, 2/27/2013 (W, 63-62)

**Two consecutive games decided by one point** - at South Carolina (L, 70-71) 1/7/1998 and Tennessee (W, 80-79) 1/10/1998

**Three consecutive games decided by one point** - Never

**Shot 90% or Better from Free Throw Line** - 94.4% vs. Georgia (17-18) 2/27/2013

**Shot less than 50% from Free Throw Line** - 46.9% vs. Morgan State (15-32) 11/23/13

**Shot less than 20% from 3PT** - .150 (3-20) vs. Ole Miss 1/22/14 (L, 63-52)

**Attempted 30 FT** - 34 (24-34) vs. South Dakota State, 3/20/2015

**Attempted 35 FT** - 37 (22-37) vs. Lipscomb, 11/15/2013

**Attempted 40 FT** - 42 (29-42) vs. Florida, 2/3/2015

**Attempted five or less FT** - 3 vs. Chamaine, 11/24/2009

**Made 20 FT** - 24, (24-34) vs. South Dakota State, 3/20/2015

**Made 30 FT** - 38, vs. Western Carolina, 12/16/14

**Made 15 3FG** - 17 vs. Ole Miss, 1/15/2013

**Won an Overtime Game** - vs. Yale 1/3/15 (W, 79-74)

**Lost an Overtime Game** - vs. Tennessee, 2/11/2015 (L, 76-73)

**Played Two Overtimes** - vs. Yale 1/3/15 (W, 79-74)

**Played Three Overtimes** - at Ole Miss 2/17/1982 (L, 51-48)

**Played Four Overtimes** - at Ole Miss 2/17/1982 (L, 51-48)

**Played consecutive games that went to overtime** - vs. Xavier 11/28/2011 (L, 82-70) and at Louisville, 12/2/2011 (L, 62-60)

**Had 20 Turnovers** - 26 at Arkansas, 1/12/2013

**Had fewer than 10 Turnovers in two straight games** - at Florida (9) 3/6/2013, vs. South Carolina (9) 3/9/2013

**Had 10 Blocks** - 13, vs. South Dakota State, 3/20/2015

## OPPONENT - INDIVIDUALS

**Scoring:**

**Scored 25 points** - Anthony Brown (26) at Stanford, 3/24/2015

**Scored 30 points** - Bobby Portis (32) at Arkansas, 1/10/15

**Scored 35 points** - Rotnei Clarke (36), Butler, 1/29/2011

**Scored 40 points** - Morris Almond (44), Rice, 1/3/2007

**Two Players Had 20 Points** - Bobby Portis (32), Michawli Qualls (20) at Arkansas 1/10/15

**Five Players Scored in Double Figures** M.J. Rhett (18), Jarvis Summers (16), Stefan Moody (14), Sebastian Saiz (12), LaDarius White (10) at Ole Miss, 3/7/2015

**Six Players Scored in Double Figures** - Bam Doyno (22), Dwayne Curtis (12), Todd Abernethy (11), Clarence Sanders (11), Polynice (10) and Williams (10), vs. Ole Miss, 1/27/2007

**Four Players with 15 or more points** - Erik Daniels (20), Marquis Estill (17), Kelenna Azubuike (16) and Gerald Fitch (15) vs. Kentucky, 3/5/2003

### Double-Doubles:

**Double-Double** - Cody Larson, South Dakota St. (18 points, 10 rebounds), 3/20/2015

**Triple-Double** - Sam Muldrow (16 points, 14 rebounds and 10 blocks) at South Carolina, 1/8/2010

**20-10 game** - Jordan Mickey, vs LSU (25 points, 11 rebounds), 1/24/2015

**30-10 game** - Morris Almond (44 points, 12 rebounds) at Rice, 1/3/2007

### Double-Double in Points and Rebounds

- Cody Larson, South Dakota St. (18 points, 10 rebounds), 3/20/2015

**Double-Double in Points and Assists** - Nick Calathes (15 points, 10 assists) at Florida, 1/27/2008

**Two players record double-doubles** - Jordan Mickey (25 points, 11 rebounds), Jarell Martin (19 points, 12 rebounds), vs. LSU, 1/24/2015

### Field Goals:

**Made 10 FG in a game** - Josh Richardson (10) vs. Tennessee, 2/11/2015

**Made 11 FG in a game** - Jordan Mickey, vs. LSU (12), 1/24/15

**Made 12 FG in a game** - Jordan Mickey, vs. LSU (12), 1/24/15

**Made 13 FG in a game** - Bobby Portis, at Arkansas (13), 1/10/15

**Attempted 15 FG in a game** - Cody Larson, vs. S. Dakota St. (15), 3/20/2015

**Attempted 16 FG in a game** - Josh Richardson, vs. Tennessee (16), 3/12/15

**Attempted 17 FG in a game** - Aaron Bright, at Saint Mary's (18), 3/18/15

**Attempted 18 FG in a game** - Garrett Jackson, at Saint Mary's (18), 3/18/15

**Attempted 19 FG in a game** - Marshall Henderson (19) at Ole Miss, 3/8/2014

**Attempted 20 FG in a game** - Kadeem Jack (23) vs Rutgers, 11/28/14

**Attempted 25 FG in a game** - Courtney Fortson (27) vs. Arkansas, 3/8/2009

### Three-Pointers:

**Made 5 3-pointers in a game** - Kenny Gaines (5) vs. Georgia, 1/14/2015

**Made 6 3-pointers in a game** - Rhett Harrelson vs. Western Carolina, 12/16/2014

**Made 7 3-pointers in a game** - Chandler Parsons (7) vs. Florida, 1/25/2009

**Made 8 3-pointers in a game** - Brian Sullivan (8) vs. Miami (OH), 1/2/2012

**Attempted 10 3-pointers in a game** - Jack Montague, vs. Yale (10), 1/3/15

### Free Throws:

**Made 8 FT in a game** - Cody Larson (8) vs. S. Dakota St., 3/20/15

**Made 9 FT in a game** - D'Shon Tayler (9) vs. Norfolk St, 11/25/14

**Made 10 FT in a game** - Johnny O'Bryant III, (11) at LSU, 1/18/14

**Made 11 FT in a game** - Jordan Clarkson, (11) at Missouri, 2/19/14

**Made 17 FT in a game** - Morris Almond (17) at Rice, 1/3/2007

**Attempted 10 FT in a game** - Jarell Martin (10) vs. LSU, 1/24/2015

**Attempted 13 FT in a game** - Johnny O'Bryant III, (14) at LSU, 1/18/14

**Attempted 14 FT in a game** - Johnny O'Bryant III, (14) at LSU, 1/18/14

**Attempted 15 FT in a game** - Morris Almond (19) at Rice, 1/3/2007

### Rebounds:

**10 Rebounds in a game** - Cody Larson (10) vs. S. Dakota St., 3/20/15

**15 Rebounds in a game** - Shonn Miller (15) vs. Cornell, 12/17/12

**18 Rebounds in a game** - Daniel Northern (18) vs. Tennessee Tech, 12/20/2008

**19 Rebounds in a game** - Omar Samhan (19) at St. Mary's, 11/20/2009

**20 Rebounds in a game** - Roy Rogers (20) at Alabama, 1/3/1996

### Assists

**8 Assists** - Myles Mack (8) vs. Rutgers, 11/28/14

**9 Assists** - John Wall (9) at Kentucky, 1/30/2010

**10 Assists** - Alex Caruso (10) at Texas A&M, 1/31/2015

**11 Assists** - Dee Bost (11) vs. Mississippi State, 3/11/2011

**12 Assists** - G.G. Smith (12) vs. Georgia, 2/3/1999

### Blocks:

**4 Blocked Shots** - Karl-Anthony Towns, (7), at Kentucky, 1/20/15

**5 Blocked Shots** - Karl-Anthony Towns, (7), at Kentucky, 1/20/15

**6 Blocked Shots** - Karl-Anthony Towns, (7), at Kentucky, 1/20/15

**7 Blocked Shots** - Karl-Anthony Towns, (7), at Kentucky, 1/20/15

**8 Blocked Shots** - Jarvis Varnado (9) vs. Mississippi State, 2/3/2010

**10 Blocked Shots** - Sam Muldrow (10) at South Carolina, 1/8/2011

### Steals:

**5 Steals** - Mack Myles (5) vs. Rutgers, 11/28/14

**6 Steals** - Michael Frazier (6) vs. Florida, 2/2/15

**7 Steals** - Aaron Lucas (7) at South Carolina, 1/19/2002

**8 Steals** - Steve Wojochowski (8) at Duke, 11/22/1996

**Two players with 3 steals** - Bobby Portis (4), Rashad Madden (3) at Arkansas, 1/10/15

### Minutes:

**Played every minute** - Kadeem Jack, Myles Mack vs. Rutgers, 11/28/14

**Played over 40 minutes** - Jarell Martin (42), Jordan Mickey (43), Keith Hornsby (41), vs. LSU, 1/24/2015

### Fouls:

**Technical Foul** - Anthony Perez, vs. Ole Miss, 1/22/14

**Fouled Out** - M.J. Rhett, at Ole Miss, 3/7/2015

**Three Players Fouled Out** - Donte' Williams, Nemanja Djuricic, John Florveus vs. Georgia, 1/14/2012

## OPPONENT - TEAM

**Scored 90 or more points at Memorial Gym** - 94 vs. Georgia, 2/25/2010 (VU 96, UGA 94 (OT))

**Scored 100 or more points** - 106 at Kentucky 3/5/2003 (L, 44-106)

**Scored 110 or more points** - 120 vs. Kentucky 2/7/1996 (L, 81-120)

**Scored 120 or more points** - 120 vs. Kentucky 2/7/1996 (L, 81-120)

**Scored 130 or more points** - Never

**Scored Less than 50 points** - 46 vs. Tenn. St., 11/23/2014 (W, 78-46)

**Scored Less than 40 points** - 31 at Mississippi State, 2/23/2013 (W, 72-31)

**Shot 50% or Better** - .532 at Texas A&M, 1/31/2015 (L, 58-69)

**Shot 60% or Better** - .612 at Florida (UF 82, VU 68), 2/21/2009

**Shot 60% or Better from 3PT** - .667 (4-6), at Kentucky, 1/20/15 (L, 65-57)

**Shot less than 30% FG** - .273 (15-of-55), at Georgia, 1/29/2014 (W, 59-54)

**Shot less than 15% from 3PT** - .133 (2-15), vs LSU (3/6/14) (L, 57-51)

**Held Opponent Without a 3-Pointer** - vs. Nebraska, 11/18/10 (W, 59-49)

**Shot 90% or Better from Free Throw Line** - .913, at Georgia (23-25), 1/27/2015

**Shot less than 50% from Free Throw Line** - .435, vs. Tenn. St., 11/23/2014 (W, 78-46)

**Attempted 30 FT** - 32 at Kentucky, 1/20/15

**Attempted 40 FT** - 42 at Mississippi State, 2/12/2007

**Attempted 45 or More FT** - 49 at South Carolina, 1/28/2009

**Attempted five or less FT** - 1 vs. Miami (OH), 1/2/2012

**Made 20 FT** - 21 at Ole Miss, 3/7/2015

**Made 30 FT** - 32 at South Carolina, 1/28/2009

**Made 0 FT** - Georgia, 1/14/2009

**Made 12 3PT** - 12 at Kentucky, 1/30/2010

**Made 15 3PT** - 15 vs. Florida, 1/25/2009

**Attempted 30 or more 3PT** - 34 vs. Mississippi State, 2/3/2010

**Had 20 Turnovers** - 20 vs. MTSU, 12/21/2012



**WADE BALDWIN IV**

**4**

Sophomore, Guard  
6'3" 194 lbs.  
Belle Mead, N.J.  
St. Joseph HS

**SEASON HIGHS**

- Points:
- FG Made:
- FG Atts:
- 3FG Made:
- 3FG Atts:
- FT Made:
- FT Atts:
- Rebounds:
- Assists:
- Turnovers:
- Blocks:
- Steals:
- Minutes:

**CAREER HIGHS**

- Points: 20, vs. S. Dakota St. (3/20/15)
- FG Made: 6, vs. Penn (12/22/14)
- FG Atts: 10, 3x, last vs. Tennessee (3/12/15)
- 3FG Made: 4, 2x, last vs. Alabama (2/28/15)
- 3FG Atts: 5, 2x, last vs. Alabama (2/28/15)
- FT Made: 8, vs. W. Carolina (12/16/14)
- FT Atts: 10, vs. S. Dakota St. (3/20/15)
- Rebounds: 10, vs. S. Dakota St. (3/20/15)
- Assists: 10, vs. Tennessee State (11/23/14)
- Turnovers: 4, vs. Auburn (1/6/15)
- Blocks: 1, 2x, last vs. LSU (1/24/15)
- Steals: 4, 2x, last at Miss. St. (1/17/15)
- Minutes: 44, vs. Tennessee (2/11/15)

**MISCELLANEOUS**

	2015-16	Career
Double-Digit Pts.		16
5+ assists		12

**BALDWIN IV NOTEBOOK**

- Named to the SEC All-Freshman team in 2015.
- Finished regular season fifth in the league in assists (4.4) in all games, and had 155 assists and only 67 turnovers in his freshman season. Led all SEC freshmen in assists. Also finished 8th in all games in steals (1.5) and 3rd in A/TO ratio (2.3) in all games.
- In league games only, finished the season fifth in steals (1.7), fourth in assists (4.54), and 8th in A/TO ratio (2.0). He led all freshmen in assists and steals in league games only.
- Finished freshman season tied for sixth all-time on the Vanderbilt single-season assist list with 155 assists.
- Recorded 50 steals in 2014-15, the second-most in last 13 seasons.
- Scored in double figures in eight of nine games to end his freshman season - VU finished 13-3 in games in which he scored 10+ points.
- Finished one assist shy of a triple-double vs. S. Dakota St. - had career-high 20 points and 10 rebounds, while adding nine assists.
- Scored 13 points, 6 rebounds, and 6 assists in win at Tennessee.
- Scored career-high 18 points vs. LSU.
- Won SEC Freshman of the Week after averaging 9.5 points, 7.5 assists, 6.0 rebounds, and 1.5 steals in wins over Lipscomb and Tennessee State.
- Tallied 10 assists vs. Tennessee State
- Had 11 points, 7 rebounds, 5 assists, and 3 steals in 29 minutes vs. Lipscomb.
- 6'3 guard from New Jersey who signed in the fall of 2013 with the Commodores...Slashing guard who played for St. Joseph Metuchen and captured a state championship his senior season with the Falcons.
- Led his St. Joseph's team to a 30-2 overall record and the Non-Public A New Jersey State Championship after averaging 15 points, 7.1 assists, 4.1 rebounds, and 2.6 steals
- Chose Vanderbilt over Connecticut, Virginia Tech, Florida State, Pittsburgh, and Minnesota

**BALDWIN IV GAME-BY-GAME (SOPHOMORE)**

Opponent	M	FG-A	3P-A	FT-A	Reb	PF	A	T	B	S	PTS
N13 Austin Peay											
N16 Gardner-Webb											
N19 Stony Brook											
N23 vs. St. Johns											
N24 Maui											
N25 Maui											
D2 Detroit											
D6 @Baylor											
D9 Dayton											
D19 Wofford											
D22 @Purdue											
D30 W. Michigan											
J2 LSU											
J5 @Arkansas											
J9 @S. Carolina											
J12 Auburn											
J16 Alabama											
J20 @Tennessee											
J23 @Kentucky											
J26 Florida											
J30 @Texas											
F4 Texas A&M											
F6 @Ole Miss											
F10 Missouri											
F13 @Auburn											
F16 @Miss. State											
F20 Georgia											
F23 @Florida											
F27 Kentucky											
M1 Tennessee											
M5 @Texas A&M											

Baldwin's Overall Statistics at Vanderbilt

Year	GP	GS	Min	Avg	FG	FGA	Pct	3FG	3FGA	Pct	FT	FTA	Pct	Off	Def	Tot	Avg	PF	FO	Ast	TO	Blk	Stl	Pts	Avg
2014-15	35	24	1009	28.8	99	227	.436	43	98	.439	85	106	.802	17	128	145	4.1	86	3	155	67	4	50	326	9.3
<b>TOTAL</b>	<b>35</b>	<b>24</b>	<b>1009</b>	<b>28.8</b>	<b>99</b>	<b>227</b>	<b>.436</b>	<b>43</b>	<b>98</b>	<b>.439</b>	<b>85</b>	<b>106</b>	<b>.802</b>	<b>17</b>	<b>128</b>	<b>145</b>	<b>4.1</b>	<b>86</b>	<b>3</b>	<b>155</b>	<b>67</b>	<b>4</b>	<b>50</b>	<b>326</b>	<b>9.3</b>

Baldwin's SEC Statistics at Vanderbilt

Year	GP	GS	Min	Avg	FG	FGA	Pct	3FG	3FGA	Pct	FT	FTA	Pct	Off	Def	Tot	Avg	PF	FO	Ast	TO	Blk	Stl	Pts	Avg
2014-15	18	15	553	30.7	52	130	.400	25	57	.439	45	56	.804	13	65	78	4.3	46	1	80	41	3	30	174	9.7
<b>TOTAL</b>	<b>18</b>	<b>15</b>	<b>553</b>	<b>30.7</b>	<b>52</b>	<b>130</b>	<b>.400</b>	<b>25</b>	<b>57</b>	<b>.439</b>	<b>45</b>	<b>56</b>	<b>.804</b>	<b>13</b>	<b>65</b>	<b>78</b>	<b>4.3</b>	<b>46</b>	<b>1</b>	<b>80</b>	<b>41</b>	<b>3</b>	<b>30</b>	<b>174</b>	<b>9.7</b>



**DJERY BAPTISTE**

**12**

Freshman, Center  
6'10" 235 lbs.  
Gonaives, Haiti  
Prestonwood Christian HS

**SEASON HIGHS**

- Points:
- FG Made:
- FG Atts:
- 3FG Made:
- 3FG Atts:
- FT Made:
- FT Atts:
- Rebounds:
- Assists:
- Turnovers:
- Blocks:
- Steals:
- Minutes:

**CAREER HIGHS**

- Points:
- FG Made:
- FG Atts:
- 3FG Made:
- 3FG Atts:
- FT Made:
- FT Atts:
- Rebounds:
- Assists:
- Turnovers:
- Blocks:
- Steals:
- Minutes:

**MISCELLANEOUS**

**BAPTISTE NOTEBOOK**

- ✦ Signed with the Commodores in November of 2014...Chose the Commodores over UConn, SMU, Oregon, and USC, and was ranked the eighth-best player in the state of Texas according to ESPN.
- ✦ Originally from Haiti, Baptiste is one of the most physically impressive prospects in the 2015 class. He speaks four languages and hopes to one day be a diplomat in his native country.
- ✦ Attended the Prestonwood Christian Academy in Plano, Texas, where he averaged 10 points, 10 rebounds, three blocks, two assists, and one steal in his senior season...Helped lead his Lion teams to four consecutive state championships...Named his team's Defensive Player of the Year in his senior season.
- ✦ Djery Jean Baptiste...November 12, 1995...Son of Hebert Jean Baptiste and Wislonde Destin...Plans to major in Public Policy and Linguistics...Recipient of the Myer Family Men's Basketball Scholarship...Advice to youngsters: "Seek God."

**BAPTISTE GAME-BY-GAME (FRESHMAN)**

Opponent	M	FG-A	3P-A	FT-A	Reb	PF	A	T	B	S	PTS
N13 Austin Peay											
N16 Gardner-Webb											
N19 Stony Brook											
N23 vs. St. Johns											
N24 Maui											
N25 Maui											
D2 Detroit											
D6 @Baylor											
D9 Dayton											
D19 Wofford											
D22 @Purdue											
D30 W. Michigan											
J2 LSU											
J5 @Arkansas											
J9 @S. Carolina											
J12 Auburn											
J16 Alabama											
J20 @Tennessee											
J23 @Kentucky											
J26 Florida											
J30 @Texas											
F4 Texas A&M											
F6 @Ole Miss											
F10 Missouri											
F13 @Auburn											
F16 @Miss. State											
F20 Georgia											
F23 @Florida											
F27 Kentucky											
M1 Tennessee											
M5 @Texas A&M											

Baptiste's Overall Statistics at Vanderbilt

Year	GP	GS	Min	Avg	FG	FGA	Pct	3FG	3FGA	Pct	FT	FTA	Pct	Off	Def	Tot	Avg	PF	FO	Ast	TO	Blk	Stl	Pts	Avg
------	----	----	-----	-----	----	-----	-----	-----	------	-----	----	-----	-----	-----	-----	-----	-----	----	----	-----	----	-----	-----	-----	-----

Baptiste's SEC Statistics at Vanderbilt

Year	GP	GS	Min	Avg	FG	FGA	Pct	3FG	3FGA	Pct	FT	FTA	Pct	Off	Def	Tot	Avg	PF	FO	Ast	TO	Blk	Stl	Pts	Avg
------	----	----	-----	-----	----	-----	-----	-----	------	-----	----	-----	-----	-----	-----	-----	-----	----	----	-----	----	-----	-----	-----	-----



**NOLAN CRESSLER**

**24** RS Junior, Guard  
6'4" 210 lbs.  
Pittsburgh, Pa.  
Cornell/Plum HS

**SEASON HIGHS**

- Points:
- FG Made:
- FG Atts:
- 3FG Made:
- 3FG Atts:
- FT Made:
- FT Atts:
- Rebounds:
- Assists:
- Turnovers:
- Blocks:
- Steals:
- Minutes:

**CAREER HIGHS**

- Points: 34, vs. Brown (2/22/14)
- FG Made: 11, vs. Siena (11/22/13)
- FG Atts: 22, vs. Penn (3/8/14)
- 3FG Made: 6, vs. Brown (2/22/14)
- 3FG Atts: 13, at W. Michigan (11/29/13)
- FT Made: 10, 2x, last vs. Brown (2/22/14)
- FT Atts: 14, vs. Brown (2/22/14)
- Rebounds: 9, 2x, last at Notre Dame (12/1/13)
- Assists: 4, 2x, last vs. Columbia (1/25/14)
- Turnovers: 4, 4x, last vs. Princeton (3/7/14)
- Blocks: 1, 3x, last at Saint Peter's (12/28/13)
- Steals: 3, at Binghamton (12/30/13)
- Minutes: 37, 4x, last vs. Brown (2/22/14)

**MISCELLANEOUS**

	2015-16	Career
Double-Digit Pts.		36
20+ Points		11
5+ threes		5

**CRESSLER NOTEBOOK**

- ⊕ 6'4 guard who transferred to Vanderbilt from Cornell in the summer of 2014.
- ⊕ Averaged 16.8 points, 4.2 rebounds, and 1.6 assists in his sophomore season with the Big Red...Named an honorable-mention All-Ivy selection as a sophomore...Has two years of eligibility remaining after sitting out the 2014-15 season.
- ⊕ Led the team in scoring with 16.8 points per game with the Big Red.
- ⊕ Also averaged 4.2 rebounds, and 1.6 assists per contest.
- ⊕ Scored a career-high 34 points against Brown...His 469 points ranked 14th in a single season at Cornell, while his 68 3-pointers sits 11th... He shot 41 percent from the floor and 36 percent from 3-point range while adding 4.2 rebounds and 1.6 assists per contest.
- ⊕ Scored 27 points, including five 3-pointers, at 2013 MAC champion Western Michigan, and notched 25 points on 11-of-19 shooting vs. Siena, adding three rebounds and two assists.
- ⊕ Opened the 2013-14 season with a bang, scoring a career-best 23 points in the season opener at Syracuse, including 20 in the first half.

**CRESSLER GAME-BY-GAME (JUNIOR)**

Opponent	M	FG-A	3P-A	FT-A	Reb	PF	A	T	B	S	PTS
N13 Austin Peay											
N16 Gardner-Webb											
N19 Stony Brook											
N23 vs. St. Johns											
N24 Maui											
N25 Maui											
D2 Detroit											
D6 @Baylor											
D9 Dayton											
D19 Wofford											
D22 @Purdue											
D30 W. Michigan											
J2 LSU											
J5 @Arkansas											
J9 @S. Carolina											
J12 Auburn											
J16 Alabama											
J20 @Tennessee											
J23 @Kentucky											
J26 Florida											
J30 @Texas											
F4 Texas A&M											
F6 @Ole Miss											
F10 Missouri											
F13 @Auburn											
F16 @Miss. State											
F20 Georgia											
F23 @Florida											
F27 Kentucky											
M1 Tennessee											
M5 @Texas A&M											

Cressler's Overall Statistics

Year	GP	GS	Min	Avg	FG	FGA	Pct	3FG	3FGA	Pct	FT	FTA	Pct	Off	Def	Tot	Avg	PF	FO	Ast	TO	Blk	Stl	Pts	Avg
2012-13	31	12	717	23.1	99	232	.427	54	134	.403	36	47	.766	29	87	116	3.7	54	0	24	31	1	19	288	9.3
2013-14	28	28	912	32.6	169	411	.411	68	187	.364	63	81	.778	20	98	118	4.2	78	3	45	59	2	14	469	16.8
<b>TOTAL</b>	<b>59</b>	<b>40</b>	<b>1629</b>	<b>27.6</b>	<b>268</b>	<b>643</b>	<b>.417</b>	<b>122</b>	<b>321</b>	<b>.380</b>	<b>99</b>	<b>128</b>	<b>.773</b>	<b>49</b>	<b>185</b>	<b>234</b>	<b>3.9</b>	<b>132</b>	<b>3</b>	<b>69</b>	<b>90</b>	<b>3</b>	<b>33</b>	<b>757</b>	<b>12.8</b>



**MATTHEW FISHER-DAVIS**

5

Sophomore, Guard  
6'5" 185 lbs.  
Charlotte, N.C.  
Butler HS

**SEASON HIGHS**

- Points:
- FG Made:
- FG Atts:
- 3FG Made:
- 3FG Atts:
- FT Made:
- FT Atts:
- Rebounds:
- Assists:
- Turnovers:
- Blocks:
- Steals:
- Minutes:

**CAREER HIGHS**

- Points: 18, at Stanford (3/24/15)
- FG Made: 6, at Stanford (3/24/15)
- FG Atts: 13, at Stanford (3/24/15)
- 3FG Made: 6, at Stanford (3/24/15)
- 3FG Atts: 11, 2x, last at Stanford (3/24/15)
- FT Made: 3, vs. Yale (1/3/15)
- FT Atts: 4, vs. Yale (1/3/15)
- Rebounds: 5, 2x, last at Ole Miss (3/7/15)
- Assists: 5, at Ole Miss (3/7/15)
- Turnovers: 5, at Stanford (3/24/15)
- Blocks: 4, vs. S. Dakota St. (3/20/15)
- Steals: 2, at Ole Miss (3/7/15)
- Minutes: 35, vs. Yale (1/3/15)

**MISCELLANEOUS**

	2015-16	Career
Double-Digit Pts.		10
3+ Threes		12

**FISHER-DAVIS NOTEBOOK**

- ☛ Started 11 games in 2014-15, including last 10.
- ☛ Finished season as the SEC's freshman leader in three-pointers made (2.1, 6th in conference) and was second in three-point percentage in all games (.401). In league games only, Fisher-Davis was fifth in threes made (2.2) and fourth in three-point percentage (.402).
- ☛ Scored a career-high 18 points at Stanford in NIT Quarterfinals on a career-high six made threes.
- ☛ Had three made threes against Purdue and W. Carolina.
- ☛ Scored 11 points vs. Norfolk St.
- ☛ 6'5 guard considered one of best shooters in 2014 class...Shot 67.5% from the floor, 49.1% from three, and 96% from the free throw line in his senior season at Butler HS.
- ☛ Averaged 22 points, 13 rebounds, five assists, two steals and two blocks per game as a senior, and was named the SW4A Player of the Year and as a member of the Charlotte Observer's All-Observer team.
- ☛ Chose Vanderbilt over Texas, Georgia, Baylor, Kansas State, Virginia, Oklahoma State, Arkansas, Alabama, and Wake Forest.

**FISHER-DAVIS GAME-BY-GAME (SOPHOMORE)**

Opponent	M	FG-A	3P-A	FT-A	Reb	PF	A	T	B	S	PTS
N13 Austin Peay											
N16 Gardner-Webb											
N19 Stony Brook											
N23 vs. St. Johns											
N24 Maui											
N25 Maui											
D2 Detroit											
D6 @Baylor											
D9 Dayton											
D19 Wofford											
D22 @Purdue											
D30 W. Michigan											
J2 LSU											
J5 @Arkansas											
J9 @S. Carolina											
J12 Auburn											
J16 Alabama											
J20 @Tennessee											
J23 @Kentucky											
J26 Florida											
J30 @Texas											
F4 Texas A&M											
F6 @Ole Miss											
F10 Missouri											
F13 @Auburn											
F16 @Miss. State											
F20 Georgia											
F23 @Florida											
F27 Kentucky											
M1 Tennessee											
M5 @Texas A&M											

Fisher-Davis' Overall Statistics at Vanderbilt

Year	GP	GS	Min	Avg	FG	FGA	Pct	3FG	3FGA	Pct	FT	FTA	Pct	Off	Def	Tot	Avg	PF	FO	Ast	TO	Blk	Stl	Pts	Avg
2014-15	34	11	777	22.9	80	228	.351	71	177	.401	15	21	.714	16	63	79	2.3	55	0	46	31	16	13	246	7.2
<b>TOTAL</b>	<b>34</b>	<b>11</b>	<b>777</b>	<b>22.9</b>	<b>80</b>	<b>228</b>	<b>.351</b>	<b>71</b>	<b>177</b>	<b>.401</b>	<b>15</b>	<b>21</b>	<b>.714</b>	<b>16</b>	<b>63</b>	<b>79</b>	<b>2.3</b>	<b>55</b>	<b>0</b>	<b>46</b>	<b>31</b>	<b>16</b>	<b>13</b>	<b>246</b>	<b>7.2</b>

Fisher-Davis' SEC Statistics at Vanderbilt

Year	GP	GS	Min	Avg	FG	FGA	Pct	3FG	3FGA	Pct	FT	FTA	Pct	Off	Def	Tot	Avg	PF	FO	Ast	TO	Blk	Stl	Pts	Avg
2014-15	18	7	429	23.8	45	127	.354	39	97	.402	7	11	.636	9	36	45	2.5	27	0	26	17	7	7	136	7.6
<b>TOTAL</b>	<b>18</b>	<b>7</b>	<b>429</b>	<b>23.8</b>	<b>45</b>	<b>127</b>	<b>.354</b>	<b>39</b>	<b>97</b>	<b>.402</b>	<b>7</b>	<b>11</b>	<b>.636</b>	<b>9</b>	<b>36</b>	<b>45</b>	<b>2.5</b>	<b>27</b>	<b>0</b>	<b>26</b>	<b>17</b>	<b>7</b>	<b>7</b>	<b>136</b>	<b>7.6</b>



**JOSH HENDERSON**

**40** Grad. Student, Center  
7'0" 237 lbs.  
Roanoke, Va.  
Cave Spring HS

**SEASON HIGHS**

- Points:**
- FG Made:**
- FG Atts:**
- 3FG Made:**
- 3FG Atts:**
- FT Made:**
- FT Atts:**
- Rebounds:**
- Assists:**
- Turnovers:**
- Blocks:**
- Steals:**
- Minutes:**

**CAREER HIGHS**

- Points:** 13, 2x, last at Tennessee (1/29/13)
- FG Made:** 6, 2x, last at Tennessee (1/29/13)
- FG Atts:** 10, at Tennessee (1/29/13)
- 3FG Made:**
- 3FG Atts:** 1, 4x, last at Georgia (1/27/15)
- FT Made:** 5, 2x, last vs. Loyola Marymount (11/25/13)
- FT Atts:** 8, vs. Loyola Marymount (11/25/13)
- Rebounds:** 7, 2x, last vs. Providence (11/22/13)
- Assists:** 4, vs Bucknell (11/15/11)
- Turnovers:** 4, 2x, last vs. Alabama (2/2/13)
- Blocks:** 3, 2x, last vs. South Carolina (3/9/13)
- Steals:** 3, at Texas (12/2/13)
- Minutes:** 32, 2x, last at Auburn (3/2/13)

**HENDERSON NOTEBOOK**

- ☛ Granted sixth year of eligibility by the NCAA in summer of 2015.
- ☛ Played 13 solid minutes at Kentucky in 2015 - was 2-4 from floor and scored four points.
- ☛ Scored season-high 12 points at Georgia Tech on 5-5 shooting.
- ☛ Graduated with degree in Economics in May of 2014. Currently pursuing master's degree at the Owen School of Business.
- ☛ Tore his ACL, MCL in his left knee vs. Marshall and missed the rest of the 2013-14 season.
- ☛ Scored 12 points at Texas in 2013, and has averaged 10.5 points per game in his last four games.
- ☛ Tallied six points in season opener vs. Georgia State.
- ☛ Played in all 33 games and started 21 in 2012-13...Averaged 5.4 points and 3.4 rebounds per game.
- ☛ Scored career-high 13 points on three occasions in 2012-13.
- ☛ Played in eight games in 2011-12 and averaged 2.6 points and 2.9 rebounds.
- ☛ Played in first game as a collegian against Oregon in 2011 - scored four points and had four rebounds in 11 minutes.
- ☛ Scored a career-high 10 points vs. Monmouth (11/25/11); was 4-4 from the floor.
- ☛ Has team-high four assists vs. Bucknell (11/15/11)
- ☛ Redshirted in 2010-11.
- ☛ Signed in the spring of 2010 with the Commodores.
- ☛ 6'11 center chose Vanderbilt over Virginia, Wake Forest, Davidson, Cincinnati, Maryland, and Penn State.

**HENDERSON GAME-BY-GAME (GRADUATE STUDENT)**

Opponent	M	FG-A	3P-A	FT-A	Reb	PF	A	T	B	S	PTS
N13 Austin Peay											
N16 Gardner-Webb											
N19 Stony Brook											
N23 vs. St. Johns											
N24 Maui											
N25 Maui											
D2 Detroit											
D6 @Baylor											
D9 Dayton											
D19 Wofford											
D22 @Purdue											
D30 W. Michigan											
J2 LSU											
J5 @Arkansas											
J9 @S. Carolina											
J12 Auburn											
J16 Alabama											
J20 @Tennessee											
J23 @Kentucky											
J26 Florida											
J30 @Texas											
F4 Texas A&M											
F6 @Ole Miss											
F10 Missouri											
F13 @Auburn											
F16 @Miss. State											
F20 Georgia											
F23 @Florida											
F27 Kentucky											
M1 Tennessee											
M5 @Texas A&M											

Henderson's Overall Statistics at Vanderbilt

Year	GP	GS	Min	Avg	FG	FGA	Pct	3FG	3FGA	Pct	FT	FTA	Pct	Off	Def	Tot	Avg	PF	FO	Ast	TO	Blk	Stl	Pts	Avg
2011-12	7	0	67	9.6	8	17	.471	0	0	.000	5	9	.556	12	9	21	3.0	14	0	5	5	0	1	21	3.0
2012-13	33	21	678	20.5	73	157	.465	0	1	.000	31	60	.517	47	66	113	3.4	75	1	27	49	29	18	177	5.4
2013-14	8	3	152	19.0	21	43	.488	0	0	.000	11	17	.647	14	20	34	4.3	16	0	3	6	3	5	53	6.6
2014-15	24	2	175	7.3	22	44	.500	0	2	.000	8	13	.615	13	16	29	1.2	24	0	3	8	2	2	52	2.2
<b>TOTAL</b>	<b>72</b>	<b>26</b>	<b>1072</b>	<b>14.9</b>	<b>124</b>	<b>261</b>	<b>.475</b>	<b>0</b>	<b>3</b>	<b>.000</b>	<b>55</b>	<b>99</b>	<b>.556</b>	<b>86</b>	<b>111</b>	<b>197</b>	<b>2.7</b>	<b>129</b>	<b>1</b>	<b>38</b>	<b>68</b>	<b>34</b>	<b>26</b>	<b>303</b>	<b>4.2</b>

Henderson's SEC Statistics at Vanderbilt

Year	GP	GS	Min	Avg	FG	FGA	Pct	3FG	3FGA	Pct	FT	FTA	Pct	Off	Def	Tot	Avg	PF	FO	Ast	TO	Blk	Stl	Pts	Avg
2012-13	18	10	359	19.9	47	91	.516	0	1	.000	17	32	.531	22	37	59	3.3	42	1	9	30	17	8	111	6.2
2014-15	10	2	76	7.6	8	21	.381	0	1	.000	1	3	.333	4	1	5	0.5	9	0	2	2	1	1	17	1.7
<b>TOTAL</b>	<b>28</b>	<b>12</b>	<b>435</b>	<b>15.5</b>	<b>55</b>	<b>112</b>	<b>.491</b>	<b>0</b>	<b>2</b>	<b>.000</b>	<b>18</b>	<b>35</b>	<b>.514</b>	<b>26</b>	<b>38</b>	<b>64</b>	<b>2.3</b>	<b>51</b>	<b>1</b>	<b>11</b>	<b>32</b>	<b>18</b>	<b>9</b>	<b>128</b>	<b>4.6</b>



**DAMIAN JONES**

**30**

Junior, Center  
7'0" 245 lbs.  
Baton Rouge, La.  
Scotlandville Magnet HS

**SEASON HIGHS**

- Points:
- FG Made:
- FG Atts:
- 3FG Made:
- 3FG Atts:
- FT Made:
- FT Atts:
- Rebounds:
- Assists:
- Turnovers:
- Blocks:
- Steals:
- Minutes:

**CAREER HIGHS**

- Points: 24, vs. Trevecca (11/16/14)
- FG Made: 10, 2x, last at Saint Mary's (3/18/15)
- FG Atts: 15, 2x, last vs. Lipscomb (11/20/14)
- 3FG Made: 1, vs. Rutgers (11/28/14)
- 3FG Atts: 1, 3x, last vs. La Salle (11/29/14)
- FT Made: 9, 2x, last vs. Yale (1/3/15)
- FT Atts: 13, 2x, last at Miss. St. (1/17/15)
- Rebounds: 15, vs. Tennessee (3/12/15)
- Assists: 4, vs. Yale (1/3/15)
- Turnovers: 6, at Ole Miss (3/8/14)
- Blocks: 7, at S. Carolina (2/13/14)
- Steals: 2, at Kentucky (1/20/15)
- Minutes: 41, vs. Texas A&M (2/15/14)

**MISCELLANEOUS**

	2015-16	Career
Double-Digit Pts.		48
Double-Doubles		7

**JONES NOTEBOOK**

- ⊕ First Team All-SEC selection by the league's coaches in 2014-15.
- ⊕ Tallied double figures in 28 games in 2014-15 and had 20+ points in eight games this year; scored 21 points and tied career-high with 10 made field goals at Saint Mary's.
- ⊕ Finished 10th in the SEC in scoring in all games (14.5).
- ⊕ Posted second double-double of the season vs. Tennessee with 20 points and career-high 15 rebounds.
- ⊕ Finished with 506 points as a sophomore, which is second on Vanderbilt's sophomore single-season scoring list.
- ⊕ Finished first in the SEC in FG% (.562) and 3rd in blocks (2.0).
- ⊕ Named to the All-SEC Freshman team by the league's coaches in 2013-14.
- ⊕ Averaged 11.3 points and 11.7 ppg in league play in 2013-14. Scored in double-figures in 20 games, and scored a career-high 19 points on two occasions (Georgia State (11/12); at Missouri (2/19))
- ⊕ Won SEC Freshman of the Week honors after averaging 16.5 points and 5.5 rebounds in games against Missouri and Auburn.
- ⊕ Posted five double-doubles in his freshman year.
- ⊕ Blocked a career-high seven blocks at South Carolina in 2014 (2/13), which also tied a school record for blocks in a game held by Will Perdue (vs. East Carolina, 12/28/87) and Festus Ezeli (at Georgia, 2/16/11)
- ⊕ Chose the Commodores over LSU, Oklahoma, Oklahoma State, Duke, Syracuse, Kansas, Stanford, Florida, and Alabama.
- ⊕ Averaged 15.4 points, 8.0 rebounds, 4.0 blocks, and 2.0 assists in his senior season at Scotlandville Magnet.
- ⊕ His Scotlandville teams won back-to-back state championships in his junior and senior seasons, and he was named Louisiana's 5A Player of the Year as a senior...Also captured four district championships...Was a member of the A Honor Roll.
- ⊕ Advice to youngsters: "Do your best in what you put most of your interest in."

**JONES GAME-BY-GAME (JUNIOR)**

Opponent	M	FG-A	3P-A	FT-A	Reb	PF	A	T	B	S	PTS
N13 Austin Peay											
N16 Gardner-Webb											
N19 Stony Brook											
N23 vs. St. Johns											
N24 Maui											
N25 Maui											
D2 Detroit											
D6 @Baylor											
D9 Dayton											
D19 Wofford											
D22 @Purdue											
D30 W. Michigan											
J2 LSU											
J5 @Arkansas											
J9 @S. Carolina											
J12 Auburn											
J16 Alabama											
J20 @Tennessee											
J23 @Kentucky											
J26 Florida											
J30 @Texas											
F4 Texas A&M											
F6 @Ole Miss											
F10 Missouri											
F13 @Auburn											
F16 @Miss. State											
F20 Georgia											
F23 @Florida											
F27 Kentucky											
M1 Tennessee											
M5 @Texas A&M											

Jones' Overall Statistics at Vanderbilt

Year	GP	GS	Min	Avg	FG	FGA	Pct	3pt	3ptA	Pct	FT	FTA	Pct	Off	Def	Tot	Avg	PF	FO	Ast	TO	Blk	Stl	Pts	Avg
2013-14	31	28	803	25.9	138	254	.543	0	0	.000	73	134	.545	57	119	176	5.7	104	3	7	56	43	9	349	11.3
2014-15	35	34	1020	29.1	186	331	.562	1	5	.200	133	222	.599	76	151	227	6.5	89	1	26	76	70	20	506	14.5
<b>TOTAL</b>	<b>66</b>	<b>62</b>	<b>1823</b>	<b>27.6</b>	<b>324</b>	<b>585</b>	<b>.554</b>	<b>1</b>	<b>5</b>	<b>.200</b>	<b>206</b>	<b>356</b>	<b>.579</b>	<b>133</b>	<b>270</b>	<b>403</b>	<b>6.1</b>	<b>193</b>	<b>4</b>	<b>33</b>	<b>132</b>	<b>113</b>	<b>29</b>	<b>855</b>	<b>13.0</b>

Jones' SEC Statistics at Vanderbilt

Year	GP	GS	Min	Avg	FG	FGA	Pct	3pt	3ptA	Pct	FT	FTA	Pct	Off	Def	Tot	Avg	PF	FO	Ast	TO	Blk	Stl	Pts	Avg
2013-14	18	18	525	29.2	82	160	.513	0	0	.000	46	77	.597	38	79	117	6.5	67	2	5	37	26	7	210	11.7
2014-15	18	17	529	29.4	88	165	.533	0	1	.000	50	98	.510	33	67	100	5.6	46	1	9	36	37	10	226	12.6
<b>TOTAL</b>	<b>36</b>	<b>35</b>	<b>1054</b>	<b>29.3</b>	<b>170</b>	<b>325</b>	<b>.523</b>	<b>0</b>	<b>1</b>	<b>.000</b>	<b>96</b>	<b>175</b>	<b>.549</b>	<b>71</b>	<b>146</b>	<b>217</b>	<b>6.0</b>	<b>113</b>	<b>3</b>	<b>14</b>	<b>73</b>	<b>63</b>	<b>17</b>	<b>436</b>	<b>12.1</b>



**CARTER JOSEPHS**

**14** Senior, Guard  
6'0" 180 lbs.  
San Antonio, Texas  
Tom C. Clark HS

**SEASON HIGHS**

- Points:**
- FG Made:**
- FG Atts:**
- 3FG Made:**
- 3FG Atts:**
- FT Made:**
- FT Atts:**
- Rebounds:**
- Assists:**
- Turnovers:**
- Blocks:**
- Steals:**
- Minutes:**

**CAREER HIGHS**

- Points:** 2, at Mississippi State (2/23/13)
- FG Made:** 1, at Mississippi State (2/23/13)
- FG Atts:** 1, 2x, last at Tennessee (3/1/14)
- 3FG Made:**
- 3FG Atts:**
- FT Made:**
- FT Atts:** 2, vs. Lipscomb (11/20/14)
- Rebounds:** 3, vs. Florida (2/25/14)
- Assists:** 9, at Auburn (2/22/14)
- Turnovers:** 3, vs. Trevecca (11/16/14)
- Blocks:**
- Steals:** 1, 5x, last at Ole Miss (3/8/14)
- Minutes:** 21, at Ole Miss (3/8/14)

**JOSEPHS NOTEBOOK**

- ⊛ Played season-high 13 minutes vs. South Carolina in 2014-15 - dished out four assists.
- ⊛ Walk-on guard from San Antonio, Texas, who earned a scholarship in September for his outstanding contribution to the Commodore program...Played at Tom C. Clark High School...Played in 20 games as a sophomore in 2013-14.
- ⊛ Did not score in 2013-14, but averaged 1.1 assists and 0.3 rebounds per game
- ⊛ Played significant minutes in the team's last six games of 2013-14, averaging 16.3 minutes per game.
- ⊛ Made first career start at Ole Miss in 2014.
- ⊛ Helped the Commodores to a win at Auburn on February 22, playing 16 minutes and dishing out nine assists.
- ⊛ Played 20 minutes against number one Florida, where he grabbed a career-high three rebounds and also adding two assists and a steal.
- ⊛ Was his high school team's captain and defensive MVP in 2011-12, where he averaged 7.8 points, 5.2 assists, and 3.7 rebounds per game.
- ⊛ Academically, he was a member of the National Honor Society and the Spanish National Honor Society, was a National Achievement Scholar Semifinalist, and won the Clark Principal's Award from 2009-12.
- ⊛ Double majoring in Computer Science and Economics.
- ⊛ Advice to youngsters: "Work harder than everyone else."

**JOSEPHS GAME-BY-GAME (JUNIOR)**

Opponent	M	FG-A	3P-A	FT-A	Reb	PF	A	T	B	S	PTS
N13 Austin Peay											
N16 Gardner-Webb											
N19 Stony Brook											
N23 vs. St. Johns											
N24 Maui											
N25 Maui											
D2 Detroit											
D6 @Baylor											
D9 Dayton											
D19 Wofford											
D22 @Purdue											
D30 W. Michigan											
J2 LSU											
J5 @Arkansas											
J9 @S. Carolina											
J12 Auburn											
J16 Alabama											
J20 @Tennessee											
J23 @Kentucky											
J26 Florida											
J30 @Texas											
F4 Texas A&M											
F6 @Ole Miss											
F10 Missouri											
F13 @Auburn											
F16 @Miss. State											
F20 Georgia											
F23 @Florida											
F27 Kentucky											
M1 Tennessee											
M5 @Texas A&M											

Josephs' Overall Statistics at Vanderbilt

Year	GP	GS	Min	Avg	FG	FGA	Pct	3FG	3FGA	Pct	FT	FTA	Pct	Off	Def	Tot	Avg	PF	FO	Ast	TO	Blk	Stl	Pts	Avg
2012-13	6	0	6	1.0	1	1	1.000	0	0	.000	0	0	.000	0	0	0	0.0	1	0	0	0	0	0	2	0.3
2013-14	20	1	160	8.0	0	1	.000	0	0	.000	0	1	.000	0	7	7	0.4	17	0	22	8	0	6	0	0.0
2014-15	13	0	52	4.0	0	0	.000	0	0	.000	0	2	.000	0	5	5	0.4	7	0	8	3	0	0	0	0.0
<b>TOTAL</b>	<b>39</b>	<b>1</b>	<b>218</b>	<b>5.6</b>	<b>1</b>	<b>2</b>	<b>.500</b>	<b>0</b>	<b>0</b>	<b>.000</b>	<b>0</b>	<b>3</b>	<b>.000</b>	<b>0</b>	<b>12</b>	<b>12</b>	<b>0.3</b>	<b>25</b>	<b>0</b>	<b>30</b>	<b>11</b>	<b>0</b>	<b>6</b>	<b>2</b>	<b>0.1</b>

Josephs' SEC Statistics at Vanderbilt

Year	GP	GS	Min	Avg	FG	FGA	Pct	3FG	3FGA	Pct	FT	FTA	Pct	Off	Def	Tot	Avg	PF	FO	Ast	TO	Blk	Stl	Pts	Avg
2012-13	2	0	2	1.0	1	1	1.000	0	0	.000	0	0	.000	0	0	0	0.0	1	0	0	0	0	0	2	1.0
2013-14	14	1	127	9.1	0	1	.000	0	0	.000	0	0	.000	0	6	6	0.4	15	0	21	5	0	5	0	0.0
2014-15	6	0	39	6.5	0	0	.000	0	0	.000	0	0	.000	0	4	4	0.7	6	0	8	0	0	0	0	0.0
<b>TOTAL</b>	<b>21</b>	<b>0</b>	<b>147</b>	<b>7.0</b>	<b>1</b>	<b>2</b>	<b>.500</b>	<b>0</b>	<b>0</b>	<b>.000</b>	<b>0</b>	<b>0</b>	<b>.000</b>	<b>0</b>	<b>10</b>	<b>10</b>	<b>0.5</b>	<b>18</b>	<b>0</b>	<b>24</b>	<b>3</b>	<b>0</b>	<b>4</b>	<b>2</b>	<b>0.1</b>



**CAMRON JUSTICE**

**O**

Freshman, Guard  
6'3" 180 lbs.  
Hindman, Ky.  
Knott County Central HS

**SEASON HIGHS**

- Points:
- FG Made:
- FG Atts:
- 3FG Made:
- 3FG Atts:
- FT Made:
- FT Atts:
- Rebounds:
- Assists:
- Turnovers:
- Blocks:
- Steals:
- Minutes:

**CAREER HIGHS**

- Points:
- FG Made:
- FG Atts:
- 3FG Made:
- 3FG Atts:
- FT Made:
- FT Atts:
- Rebounds:
- Assists:
- Turnovers:
- Blocks:
- Steals:
- Minutes:

**MISCELLANEOUS**

**JUSTICE NOTEBOOK**

- ✪ Helped lead his Knott County Central team to its third consecutive Sweet 16 appearance in the spring of 2014.
- ✪ As a senior in 2015, he was named the Gatorade Player of the Year and Mr. Basketball for the state of Kentucky after averaging 28.5 points, 6.2 assists, 5.2 rebounds, and 2.4 steals per game.
- ✪ A two-time First Team All-State selection by The Louisville Courier-Journal and Lexington Herald-Leader, he shot 53.9 percent from the field, 42.3 percent from 3-point range and 84.7 percent from the free-throw line as a senior.
- ✪ Justice was the third-leading scorer (3,588 points) in Kentucky history and ranked third in three-pointers (393).
- ✪ Named a McDonald's and Parade All-American.
- ✪ Plans to major in Economics...Has one brother, Caleb

**JUSTICE GAME-BY-GAME (FRESHMAN)**

Opponent	M	FG-A	3P-A	FT-A	Reb	PF	A	T	B	S	PTS
N13 Austin Peay											
N16 Gardner-Webb											
N19 Stony Brook											
N23 vs. St. Johns											
N24 Maui											
N25 Maui											
D2 Detroit											
D6 @Baylor											
D9 Dayton											
D19 Wofford											
D22 @Purdue											
D30 W. Michigan											
J2 LSU											
J5 @Arkansas											
J9 @S. Carolina											
J12 Auburn											
J16 Alabama											
J20 @Tennessee											
J23 @Kentucky											
J26 Florida											
J30 @Texas											
F4 Texas A&M											
F6 @Ole Miss											
F10 Missouri											
F13 @Auburn											
F16 @Miss. State											
F20 Georgia											
F23 @Florida											
F27 Kentucky											
M1 Tennessee											
M5 @Texas A&M											

Justice's Overall Statistics at Vanderbilt

Year	GP	GS	Min	Avg	FG	FGA	Pct	3FG	3FGA	Pct	FT	FTA	Pct	Off	Def	Tot	Avg	PF	FO	Ast	TO	Blk	Stl	Pts	Avg
------	----	----	-----	-----	----	-----	-----	-----	------	-----	----	-----	-----	-----	-----	-----	-----	----	----	-----	----	-----	-----	-----	-----

Justice's SEC Statistics at Vanderbilt

Year	GP	GS	Min	Avg	FG	FGA	Pct	3FG	3FGA	Pct	FT	FTA	Pct	Off	Def	Tot	Avg	PF	FO	Ast	TO	Blk	Stl	Pts	Avg
------	----	----	-----	-----	----	-----	-----	-----	------	-----	----	-----	-----	-----	-----	-----	-----	----	----	-----	----	-----	-----	-----	-----



**LUKE KORNET**

**3**

Junior, Forward  
7'1" 240 lbs.  
Lantana, Texas  
Liberty Christian HS

**SEASON HIGHS**

- Points:
- FG Made:
- FG Atts:
- 3FG Made:
- 3FG Atts:
- FT Made:
- FT Atts:
- Rebounds:
- Assists:
- Turnovers:
- Blocks:
- Steals:
- Minutes:

**CAREER HIGHS**

- Points: 24, vs. Tennessee State (11/23/14)
- FG Made: 10, vs. Tennessee State (11/23/14)
- FG Atts: 15, at Georgia (1/27/15)
- 3FG Made: 5, at Tennessee (2/26/15)
- 3FG Atts: 8, at Georgia (1/27/15)
- FT Made: 4, 3x, last at Tennessee (2/26/15)
- FT Atts: 6, vs. Trevecca (11/16/14)
- Rebounds: 10, 2x, last vs. Auburn (1/6/1)
- Assists: 4, vs. 2x last vs. South Carolina (2/7/15)
- Turnovers: 4, vs. Tennessee (2/11/15)
- Blocks: 4, 2x, last vs. S. Dakota St. (3/20/15)
- Steals: 3, vs. Miss. State (2/1/14)
- Minutes: 34, at Ole Miss (3/8/14)

**MISCELLANEOUS**

	2015-16	Career
Double-Digit Pts.		21
3+ Threes		7

**KORNET NOTEBOOK**

- ✪ Made career-high five threes and scored 21 points at Tennessee in 2015.
- ✪ Scored in double figures in 18 games as a sophomore and made three or more threes in six games.
- ✪ Scored 22 points vs. LSU off of the bench, a career-high in SEC games. He was 9-13 from the floor.
- ✪ Scored career-high 24 points on 10-11 shooting vs. Tenn. State... He tied the Memorial Gym record for FG% held by Jeffrey Taylor, who was also 10-11 from the floor vs. Tennessee State on December 19, 2009.
- ✪ Played in 30 games and started two as a true freshman; averaged 4.0 points, 2.3 rebounds, and 0.8 assists per game in 2013-14; Scored in double-figures in three games.
- ✪ Tallied a career-high 13 points at Ole Miss (3/8).
- ✪ Made two or more threes in six games as a freshman.
- ✪ Grew seven inches in his senior season and then two more when he arrived on campus.
- ✪ Son of Frank Kornet, a former Vanderbilt basketball standout of his own from 1986-89.
- ✪ Averaged 15.0 points, 8.0 rebounds, 3.0 blocks, and 3.0 steals at Liberty Christian School in Argyle, Texas.
- ✪ Team was a state finalist in 2013, and were District TAPPS 5A-1 Champions in 2013.
- ✪ Named to TAPPS 5A First Team All-State in 2012-13, and was an honorable all-state selection in 2011-12.
- ✪ Named to TAPPS 5A-1 First Team All-District team in 2011-12 and 2012-13...Denton Record Chronicle Defensive Player of the Area in 2012-13...Selected to the 2013 TAPPS State All-Tournament Team, and was also a member of the 2012 and 2013 Academic All-State Team.
- ✪ Advice to youngsters: "Your life is a gift from God, so do everything possible to give back to Him."

**KORNET GAME-BY-GAME (SOPHOMORE)**

Opponent	M	FG-A	3P-A	FT-A	Reb	PF	A	T	B	S	PTS
N13 Austin Peay											
N16 Gardner-Webb											
N19 Stony Brook											
N23 vs. St. Johns											
N24 Maui											
N25 Maui											
D2 Detroit											
D6 @Baylor											
D9 Dayton											
D19 Wofford											
D22 @Purdue											
D30 W. Michigan											
J2 LSU											
J5 @Arkansas											
J9 @S. Carolina											
J12 Auburn											
J16 Alabama											
J20 @Tennessee											
J23 @Kentucky											
J26 Florida											
J30 @Texas											
F4 Texas A&M											
F6 @Ole Miss											
F10 Missouri											
F13 @Auburn											
F16 @Miss. State											
F20 Georgia											
F23 @Florida											
F27 Kentucky											
M1 Tennessee											
M5 @Texas A&M											

Kornet's Overall Statistics at Vanderbilt

Year	GP	GS	Min	Avg	FG	FGA	Pct	3FG	3FGA	Pct	FT	FTA	Pct	Off	Def	Tot	Avg	PF	FO	Ast	TO	Blk	Stl	Pts	Avg
2013-14	30	2	460	15.3	45	131	.344	21	89	.236	8	15	.533	19	49	68	2.3	34	0	23	21	17	9	119	4.0
2014-15	35	14	756	21.6	106	214	.495	50	125	.400	42	55	.764	32	88	120	3.4	67	1	37	41	38	7	304	8.7
<b>TOTAL</b>	<b>65</b>	<b>16</b>	<b>1216</b>	<b>18.7</b>	<b>151</b>	<b>345</b>	<b>.438</b>	<b>71</b>	<b>214</b>	<b>.332</b>	<b>50</b>	<b>70</b>	<b>.714</b>	<b>51</b>	<b>137</b>	<b>188</b>	<b>2.9</b>	<b>101</b>	<b>1</b>	<b>60</b>	<b>62</b>	<b>55</b>	<b>16</b>	<b>423</b>	<b>6.5</b>

Kornet's SEC Statistics at Vanderbilt

Year	GP	GS	Min	Avg	FG	FGA	Pct	3FG	3FGA	Pct	FT	FTA	Pct	Off	Def	Tot	Avg	PF	FO	Ast	TO	Blk	Stl	Pts	Avg
2013-14	18	1	279	15.5	24	78	.308	12	57	.211	4	9	.444	10	29	39	2.2	16	0	13	13	10	7	64	3.6
2014-15	18	4	401	22.3	56	119	.471	28	72	.389	21	25	.840	14	44	58	3.2	32	1	22	19	15	5	161	8.9
<b>TOTAL</b>	<b>36</b>	<b>5</b>	<b>680</b>	<b>18.9</b>	<b>80</b>	<b>197</b>	<b>.406</b>	<b>40</b>	<b>129</b>	<b>.310</b>	<b>25</b>	<b>34</b>	<b>.735</b>	<b>24</b>	<b>73</b>	<b>97</b>	<b>2.7</b>	<b>48</b>	<b>1</b>	<b>35</b>	<b>32</b>	<b>25</b>	<b>12</b>	<b>225</b>	<b>6.3</b>



## RILEY LACHANCE

# 13

Sophomore, Guard  
6'2" 182 lbs.  
Brookfield, Wis.  
Brookfield HS

### SEASON HIGHS

- Points:
- FG Made:
- FG Atts:
- 3FG Made:
- 3FG Atts:
- FT Made:
- FT Atts:
- Rebounds:
- Assists:
- Turnovers:
- Blocks:
- Steals:
- Minutes:

### CAREER HIGHS

- Points: 26, 2x, last vs. W. Carolina (12/16/14)
- FG Made: 9, vs. Purdue (12/13/14)
- FG Atts: 18, at Florida (2/18/15)
- 3FG Made: 5, 2x, last at Ole Miss (3/7/15)
- 3FG Atts: 9, 2x, last at Ole Miss (3/7/15)
- FT Made: 5, 2x, last vs. W. Carolina (12/16/14)
- FT Atts: 5, 4x, last vs. Georgia (1/14/15)
- Rebounds: 9, vs. Missouri (2/21/15)
- Assists: 8, at Ole Miss (3/7/15)
- Turnovers: 5, vs. Florida (2/3/15)
- Blocks: 1, vs. Baylor (12/4/14)
- Steals: 5, vs. Penn (12/22/14)
- Minutes: 42, 2x, last vs. Tennessee (2/11/15)

### MISCELLANEOUS

	2015-16	Career
Double-Digit Pts.		24
20+ Point games		3

### LACHANCE NOTEBOOK

- ✪ Selected for USA Basketball U-19 tryouts in Las Vegas in June of 2015.
- ✪ Named to the SEC All-Freshman team in 2015; SEC freshman leader in points scored in all games and second in threes made.
- ✪ Third on Vanderbilt's single-season freshman scoring list with 429 points - one of only four Vanderbilt freshman to ever eclipse 400-point barrier.
- ✪ Seventh in threes made (2.1) and eighth in minutes (33.3). Second amongst freshmen in SEC in threes made behind teammate Matthew Fisher-Davis.
- ✪ In league games only, finished 8th in 3FG made (1.9), 9th in A/TO ratio (1.9), and 7th in minutes (34.6)
- ✪ Captured four SEC Freshmen of the Week honors this season. The four freshman honors is a new program record.
- ✪ Scored in double figures in 24 games in 2014-15, scored 20 or more points in four contests.
- ✪ Ended freshman season with 102 assists, third on the freshman single-season list.
- ✪ Scored 19 points and dished out career-best eight assists in win at Ole Miss.
- ✪ Had a career-high nine rebounds vs. Missouri.
- ✪ Scored a career-high 26 points in win over Purdue and 26 vs. Western Carolina.
- ✪ 6'2 guard who lead his Brookfield Central High School team in Wisconsin to a 24-1 record as a senior when he averaged 23.0 points and 2.6 assists per game...Left Brookfield as the school's all-time leading scorer (1,643 points).
- ✪ Was voted the top point guard in the state of Wisconsin by Wisconsin Hoops, and was the Player of the Year for Waukesha County.
- ✪ Also Brookfield's single-season scoring leader with 543 points, and the all-time leader in steals with 188.
- ✪ Major is Human and Organizational Development.

### LACHANCE GAME-BY-GAME (FRESHMAN)

Opponent	M	FG-A	3P-A	FT-A	Reb	PF	A	T	B	S	PTS
N13 Austin Peay											
N16 Gardner-Webb											
N19 Stony Brook											
N23 vs. St. Johns											
N24 Maui											
N25 Maui											
D2 Detroit											
D6 @Baylor											
D9 Dayton											
D19 Wofford											
D22 @Purdue											
D30 W. Michigan											
J2 LSU											
J5 @Arkansas											
J9 @S. Carolina											
J12 Auburn											
J16 Alabama											
J20 @Tennessee											
J23 @Kentucky											
J26 Florida											
J30 @Texas											
F4 Texas A&M											
F6 @Ole Miss											
F10 Missouri											
F13 @Auburn											
F16 @Miss. State											
F20 Georgia											
F23 @Florida											
F27 Kentucky											
M1 Tennessee											
M5 @Texas A&M											

#### LaChance's Overall Statistics at Vanderbilt

Year	GP	GS	Min	Avg	FG	FGA	Pct	3FG	3FGA	Pct	FT	FTA	Pct	Off	Def	Tot	Avg	PF	FO	Ast	TO	Blk	Stl	Pts	Avg
2014-15	35	35	1166	33.3	147	337	.436	66	173	.382	69	79	.873	10	100	110	3.1	46	0	102	47	1	25	429	12.3
<b>TOTAL</b>	<b>35</b>	<b>35</b>	<b>1166</b>	<b>33.3</b>	<b>147</b>	<b>337</b>	<b>.436</b>	<b>66</b>	<b>173</b>	<b>.382</b>	<b>69</b>	<b>79</b>	<b>.873</b>	<b>10</b>	<b>100</b>	<b>110</b>	<b>3.1</b>	<b>46</b>	<b>0</b>	<b>102</b>	<b>47</b>	<b>1</b>	<b>25</b>	<b>429</b>	<b>12.3</b>

#### LaChance's SEC Statistics at Vanderbilt

Year	GP	GS	Min	Avg	FG	FGA	Pct	3FG	3FGA	Pct	FT	FTA	Pct	Off	Def	Tot	Avg	PF	FO	Ast	TO	Blk	Stl	Pts	Avg
2014-15	18	18	622	34.6	73	177	.412	35	91	.385	38	45	.844	6	56	62	3.4	27	0	54	29	0	10	219	12.2
<b>TOTAL</b>	<b>18</b>	<b>18</b>	<b>622</b>	<b>34.6</b>	<b>73</b>	<b>177</b>	<b>.412</b>	<b>35</b>	<b>91</b>	<b>.385</b>	<b>38</b>	<b>45</b>	<b>.844</b>	<b>6</b>	<b>56</b>	<b>62</b>	<b>3.4</b>	<b>27</b>	<b>0</b>	<b>54</b>	<b>29</b>	<b>0</b>	<b>10</b>	<b>219</b>	<b>12.2</b>



**PHILLIP MCGLOIN**

**12**

Sophomore, Guard  
6'1" 183 lbs.  
Washington, D.C.  
Mercersburg Academy

**SEASON HIGHS**

- Points:
- FG Made:
- FG Atts:
- 3FG Made:
- 3FG Atts:
- FT Made:
- FT Atts:
- Rebounds:
- Assists:
- Turnovers:
- Blocks:
- Steals:
- Minutes:

**CAREER HIGHS**

- Points:
- FG Made:
- FG Atts: 1, vs. Penn (12/22/14)
- 3FG Made:
- 3FG Atts: 1, vs. Penn (12/22/14)
- FT Made:
- FT Atts:
- Rebounds: 2, vs. Penn (12/22/14)
- Assists: 1, vs. Missouri (2/21/15)
- Turnovers: 2, vs. Penn (12/22/14)
- Blocks:
- Steals:
- Minutes: 3, vs. Penn (12/22/14)

**MISCELLANEOUS**

**MCGLOIN NOTEBOOK**

- ✪ Made first appearance of his career in 2014 in final seconds of win over Purdue.
- ✪ Made the team as a walk-on in October of 2014.
- ✪ Played at Sidwell Friends in Washington, D.C., where his team won two Mid-Atlantic Conference championships and he was named an All-MAC first-team selection in his senior season.
- ✪ Averaged 19.5 points, 6.0 assists, and 5.5 rebounds per game with the Quakers.
- ✪ Member of the School Senate at Sidwell Friends and also named a National Achievement Scholar.
- ✪ Plans to major in Environmental Engineering.

**MCGLOIN'S GAME-BY-GAME (FRESHMAN)**

Opponent	M	FG-A	3P-A	FT-A	Reb	PF	A	T	B	S	PTS
N13 Austin Peay											
N16 Gardner-Webb											
N19 Stony Brook											
N23 vs. St. Johns											
N24 Maui											
N25 Maui											
D2 Detroit											
D6 @Baylor											
D9 Dayton											
D19 Wofford											
D22 @Purdue											
D30 W. Michigan											
J2 LSU											
J5 @Arkansas											
J9 @S. Carolina											
J12 Auburn											
J16 Alabama											
J20 @Tennessee											
J23 @Kentucky											
J26 Florida											
J30 @Texas											
F4 Texas A&M											
F6 @Ole Miss											
F10 Missouri											
F13 @Auburn											
F16 @Miss. State											
F20 Georgia											
F23 @Florida											
F27 Kentucky											
M1 Tennessee											
M5 @Texas A&M											

McGloin's Overall Statistics at Vanderbilt

Year	GP	GS	Min	Avg	FG	FGA	Pct	3FG	3FGA	Pct	FT	FTA	Pct	Off	Def	Tot	Avg	PF	FO	Ast	TO	Blk	Stl	Pts	Avg
2014-15	5	0	5	1.0	0	1	.000	0	1	.000	0	0	.000	0	3	3	0.6	0	0	1	3	0	0	0	0.0
<b>TOTAL</b>	<b>5</b>	<b>0</b>	<b>5</b>	<b>1.0</b>	<b>0</b>	<b>1</b>	<b>.000</b>	<b>0</b>	<b>1</b>	<b>.000</b>	<b>0</b>	<b>0</b>	<b>.000</b>	<b>0</b>	<b>3</b>	<b>3</b>	<b>0.6</b>	<b>0</b>	<b>0</b>	<b>1</b>	<b>3</b>	<b>0</b>	<b>0</b>	<b>0</b>	<b>0.0</b>

McGloin's SEC Statistics at Vanderbilt

Year	GP	GS	Min	Avg	FG	FGA	Pct	3FG	3FGA	Pct	FT	FTA	Pct	Off	Def	Tot	Avg	PF	FO	Ast	TO	Blk	Stl	Pts	Avg
2014-15	2	0	0	0.0	0	0	.000	0	0	.000	0	0	.000	0	1	1	1.0	1	0	1	0	0	0	0	0.0
<b>TOTAL</b>	<b>2</b>	<b>0</b>	<b>0</b>	<b>0.0</b>	<b>0</b>	<b>0</b>	<b>.000</b>	<b>0</b>	<b>0</b>	<b>.000</b>	<b>0</b>	<b>0</b>	<b>.000</b>	<b>0</b>	<b>1</b>	<b>1</b>	<b>1.0</b>	<b>1</b>	<b>0</b>	<b>1</b>	<b>0</b>	<b>0</b>	<b>0</b>	<b>0</b>	<b>0.0</b>



**JEFF ROBERSON**

**11**

Sophomore, Forward  
6'6" 220 lbs.  
Houston, Texas  
The Kinkaid School

**SEASON HIGHS**

- Points:
- FG Made:
- FG Atts:
- 3FG Made:
- 3FG Atts:
- FT Made:
- FT Atts:
- Rebounds:
- Assists:
- Turnovers:
- Blocks:
- Steals:
- Minutes:

**CAREER HIGHS**

- Points: 12, vs. Tennessee (2/11/15)
- FG Made: 4, 5x, last at Saint Mary's (3/18/15)
- FG Atts: 7, at Saint Mary's (3/18/15)
- 3FG Made: 2, 2x, last at Georgia (1/27/15)
- 3FG Atts: 2, 6x, last at Stanford (3/24/15)
- FT Made: 4, vs. Auburn (1/6/14)
- FT Atts: 6, 4x, last vs. South Carolina (2/7/15)
- Rebounds: 8, 2x, last vs. Baylor (12/4/14)
- Assists: 4, at Georgia (1/27/15)
- Turnovers: 4, 3x, last vs. Miss. St. (3/4/15)
- Blocks: 2, at Saint Mary's (3/18/15)
- Steals: 2, 3x, last at Saint Mary's (3/18/15)
- Minutes: 35, vs. La Salle (11/29/14)

**MISCELLANEOUS**

**ROBERSON NOTEBOOK**

- ✪ Scored in double figures for third time as a freshman with 10 points at Saint Mary's - also blocked a career-high two shots.
- ✪ Started 24 games as a true freshman in 2014-15; averaged 4.7 ppg and shot 45.5% from three.
- ✪ Scored career-high 12 points vs. Tennessee at Memorial Gym.
- ✪ Scored eight points at Georgia Tech on 4-of-5 shooting; also scored eight points vs. Penn and 4-5 from floor.
- ✪ Tied a career high with eight rebounds against Baylor.
- ✪ Played career-high 35 minutes vs. LaSalle and scored seven points and grabbed seven rebounds.
- ✪ Left The Kinkaid School as the school's all-time leading scorer with 1,743 points.
- ✪ Averaged 20.1 points, 9.2 rebounds, 2.0 assists, and 1.5 steals per game in his senior season at the Kinkaid School in Houston.
- ✪ Named a finalist for the Guy V. Lewis Award, which is given to the top high school player in the city of Houston.
- ✪ As a senior, Roberson shot 66.8% from the floor, 48% from three-point range, and 78% from the free throw line.
- ✪ Chose Vanderbilt over Georgia Tech, Saint Louis, and Harvard.

**ROBERSON GAME-BY-GAME (FRESHMAN)**

Opponent	M	FG-A	3P-A	FT-A	Reb	PF	A	T	B	S	PTS
N13 Austin Peay											
N16 Gardner-Webb											
N19 Stony Brook											
N23 vs. St. Johns											
N24 Maui											
N25 Maui											
D2 Detroit											
D6 @Baylor											
D9 Dayton											
D19 Wofford											
D22 @Purdue											
D30 W. Michigan											
J2 LSU											
J5 @Arkansas											
J9 @S. Carolina											
J12 Auburn											
J16 Alabama											
J20 @Tennessee											
J23 @Kentucky											
J26 Florida											
J30 @Texas											
F4 Texas A&M											
F6 @Ole Miss											
F10 Missouri											
F13 @Auburn											
F16 @Miss. State											
F20 Georgia											
F23 @Florida											
F27 Kentucky											
M1 Tennessee											
M5 @Texas A&M											

Roberson's Overall Statistics at Vanderbilt																											
Year	GP	GS	Min	Avg	FG	FGA	Pct	3FG	3FGA	Pct	FT	FTA	Pct	Off	Def	Tot	Avg	PF	FO	Ast	TO	Blk	Stl	Pts	Avg		
2014-15	33	24	637	19.3	50	103	.485	15	33	.455	40	64	.625	32	70	102	3.1	86	2	37	48	10	13	155	4.7		
<b>TOTAL</b>	<b>33</b>	<b>24</b>	<b>637</b>	<b>19.3</b>	<b>50</b>	<b>103</b>	<b>.485</b>	<b>15</b>	<b>33</b>	<b>.455</b>	<b>40</b>	<b>64</b>	<b>.625</b>	<b>32</b>	<b>70</b>	<b>102</b>	<b>3.1</b>	<b>86</b>	<b>2</b>	<b>37</b>	<b>48</b>	<b>10</b>	<b>13</b>	<b>155</b>	<b>4.7</b>		

Roberson's SEC Statistics at Vanderbilt																											
Year	GP	GS	Min	Avg	FG	FGA	Pct	3FG	3FGA	Pct	FT	FTA	Pct	Off	Def	Tot	Avg	PF	FO	Ast	TO	Blk	Stl	Pts	Avg		
2014-15	16	11	313	19.6	22	49	.449	7	13	.538	24	40	.600	18	29	47	2.9	43	1	20	23	3	6	75	4.7		
<b>TOTAL</b>	<b>16</b>	<b>11</b>	<b>313</b>	<b>19.6</b>	<b>22</b>	<b>49</b>	<b>.449</b>	<b>7</b>	<b>13</b>	<b>.538</b>	<b>24</b>	<b>40</b>	<b>.600</b>	<b>18</b>	<b>29</b>	<b>47</b>	<b>2.9</b>	<b>43</b>	<b>1</b>	<b>20</b>	<b>23</b>	<b>3</b>	<b>6</b>	<b>75</b>	<b>4.7</b>		



**SAMIR SEHIC**

**21**

Freshman, Forward  
6'9" 247 lbs.  
Atlanta, Ga.  
Cy Woods HS

**SEASON HIGHS**

- Points:
- FG Made:
- FG Atts:
- 3FG Made:
- 3FG Atts:
- FT Made:
- FT Atts:
- Rebounds:
- Assists:
- Turnovers:
- Blocks:
- Steals:
- Minutes:

**CAREER HIGHS**

- Points:
- FG Made:
- FG Atts:
- 3FG Made:
- 3FG Atts:
- FT Made:
- FT Atts:
- Rebounds:
- Assists:
- Turnovers:
- Blocks:
- Steals:
- Minutes:

**MISCELLANEOUS**

**SEHIC NOTEBOOK**

- ☛ Originally from Bosnia, Sehic thrives as a bruising skilled forward who can score inside and out.
- ☛ As a junior with Cy Woods High School in Cypress Texas, he averaged 17.6 points, 13 rebounds, 1.8 assists, and 1.1 blocks per game.
- ☛ As a senior, he averaged 20 points, 14 rebounds, two assists, one block and one steal.
- ☛ Holds Cy Woods record for points, rebounds, and games played.
- ☛ Named MVP of his district, was a two-time all-state and academic all-state selection.
- ☛ Son of Jasmin and Amra Sehic...Has one sister, Melissa.
- ☛ Recipient of the Jerry H. Smith Scholarship.
- ☛ Advice to youngsters: "It's never too early to start focusing on a dream or goal."

**SEHIC GAME-BY-GAME (FRESHMAN)**

Opponent	M	FG-A	3P-A	FT-A	Reb	PF	A	T	B	S	PTS
N13 Austin Peay											
N16 Gardner-Webb											
N19 Stony Brook											
N23 vs. St. Johns											
N24 Maui											
N25 Maui											
D2 Detroit											
D6 @Baylor											
D9 Dayton											
D19 Wofford											
D22 @Purdue											
D30 W. Michigan											
J2 LSU											
J5 @Arkansas											
J9 @S. Carolina											
J12 Auburn											
J16 Alabama											
J20 @Tennessee											
J23 @Kentucky											
J26 Florida											
J30 @Texas											
F4 Texas A&M											
F6 @Ole Miss											
F10 Missouri											
F13 @Auburn											
F16 @Miss. State											
F20 Georgia											
F23 @Florida											
F27 Kentucky											
M1 Tennessee											
M5 @Texas A&M											

Sehic's Overall Statistics at Vanderbilt

Year	GP	GS	Min	Avg	FG	FGA	Pct	3FG	3FGA	Pct	FT	FTA	Pct	Off	Def	Tot	Avg	PF	FO	Ast	TO	Blk	Stl	Pts	Avg
------	----	----	-----	-----	----	-----	-----	-----	------	-----	----	-----	-----	-----	-----	-----	-----	----	----	-----	----	-----	-----	-----	-----

Sehic's SEC Statistics at Vanderbilt

Year	GP	GS	Min	Avg	FG	FGA	Pct	3FG	3FGA	Pct	FT	FTA	Pct	Off	Def	Tot	Avg	PF	FO	Ast	TO	Blk	Stl	Pts	Avg
------	----	----	-----	-----	----	-----	-----	-----	------	-----	----	-----	-----	-----	-----	-----	-----	----	----	-----	----	-----	-----	-----	-----



**JOE TOYE**

**2**

Freshman, Guard  
6'7" 201 lbs.  
Chicago, Ill.  
Whitney Young HS

**SEASON HIGHS**

- Points:
- FG Made:
- FG Atts:
- 3FG Made:
- 3FG Atts:
- FT Made:
- FT Atts:
- Rebounds:
- Assists:
- Turnovers:
- Blocks:
- Steals:
- Minutes:

**CAREER HIGHS**

- Points:
- FG Made:
- FG Atts:
- 3FG Made:
- 3FG Atts:
- FT Made:
- FT Atts:
- Rebounds:
- Assists:
- Turnovers:
- Blocks:
- Steals:
- Minutes:

**MISCELLANEOUS**

**TOYE NOTEBOOK**

- ✦ Signed with the Commodores in November of 2014.
- ✦ Was ranked as the sixth-best player in the state of Illinois and a four-star prospect by ESPN, and was also ranked as the 113th-best prospect in the nation by Rivals.com.
- ✦ Toye and his twin sister Elizabeth are both Division I basketball signees - Elizabeth signed with Wisconsin.
- ✦ Attended Whitney Young High School in Chicago, where he was named as a First-Team All-City selection.
- ✦ Averaged 18.0 points, 7.0 rebounds, 2.0 assists, 2.0 steals, and 1.5 blocks as a senior.
- ✦ Chose the Commodores over Iowa, Memphis, Creighton, Bradley, UIC, and Missouri.
- ✦ Recipient of the Edie and David Johnson Family Basketball Scholarship.
- ✦ Advice to youngsters: "Don't let negative influences in your life."

**TOYE GAME-BY-GAME (FRESHMAN)**

Opponent	M	FG-A	3P-A	FT-A	Reb	PF	A	T	B	S	PTS
N13 Austin Peay											
N16 Gardner-Webb											
N19 Stony Brook											
N23 vs. St. Johns											
N24 Maui											
N25 Maui											
D2 Detroit											
D6 @Baylor											
D9 Dayton											
D19 Wofford											
D22 @Purdue											
D30 W. Michigan											
J2 LSU											
J5 @Arkansas											
J9 @S. Carolina											
J12 Auburn											
J16 Alabama											
J20 @Tennessee											
J23 @Kentucky											
J26 Florida											
J30 @Texas											
F4 Texas A&M											
F6 @Ole Miss											
F10 Missouri											
F13 @Auburn											
F16 @Miss. State											
F20 Georgia											
F23 @Florida											
F27 Kentucky											
M1 Tennessee											
M5 @Texas A&M											

Toye's Overall Statistics at Vanderbilt

Year	GP	GS	Min	Avg	FG	FGA	Pct	3FG	3FGA	Pct	FT	FTA	Pct	Off	Def	Tot	Avg	PF	FO	Ast	TO	Blk	Stl	Pts	Avg
------	----	----	-----	-----	----	-----	-----	-----	------	-----	----	-----	-----	-----	-----	-----	-----	----	----	-----	----	-----	-----	-----	-----

Toye's SEC Statistics at Vanderbilt

Year	GP	GS	Min	Avg	FG	FGA	Pct	3FG	3FGA	Pct	FT	FTA	Pct	Off	Def	Tot	Avg	PF	FO	Ast	TO	Blk	Stl	Pts	Avg
------	----	----	-----	-----	----	-----	-----	-----	------	-----	----	-----	-----	-----	-----	-----	-----	----	----	-----	----	-----	-----	-----	-----



**NATHAN WATKINS**

**10** Senior, Guard  
6'5" 186 lbs.  
Brentwood, Tenn.  
Ensworth School

**SEASON HIGHS**

- Points:**
- FG Made:**
- FG Atts:**
- 3FG Made:**
- 3FG Atts:**
- FT Made:**
- FT Atts:**
- Rebounds:**
- Assists:**
- Turnovers:**
- Blocks:**
- Steals:**
- Minutes:**

**CAREER HIGHS**

- Points:** 7, at Auburn (2/22/14)
- FG Made:** 2, 2x, last vs. LSU (3/6/14)
- FG Atts:** 6, at Auburn (2/22/14)
- 3FG Made:** 1, 2x, last vs. LSU (3/6/14)
- 3FG Atts:** 5, at Auburn (2/22/14)
- FT Made:** 3, at Tennessee (3/1/14)
- FT Atts:** 4, at Tennessee (3/1/14)
- Rebounds:** 4, vs. Miss. State (3/12/14)
- Assists:**
- Turnovers:** 2, vs. Alabama A&M (12/15/12)
- Blocks:**
- Steals:** 1, at Mississippi State (2/23/13)
- Minutes:** 16, at Auburn (2/22/14)

**WATKINS NOTEBOOK**

- ✪ Walk-on guard from Brentwood, Tenn., who played at Ensworth School in Nashville.
- ✪ Played in 12 games as a junior in 2014-15.
- ✪ Played in nine games in 2013-14, including five out of the last six.
- ✪ Averaged 2.3 points and 0.9 rebounds per game.
- ✪ Scored the first point of his career against Northeastern (1/4/14).
- ✪ Played a career-high 16 minutes in a win at Auburn (2/22/14), where he helped contribute to the win with seven points and three rebounds.
- ✪ Scored six points at Tennessee (3/1/14)...Grabbed four rebounds vs. Miss. State (3/12/14) in the SEC Tournament.
- ✪ Averaged 13 points and five rebounds in his senior season at Ensworth, where he was team captain.
- ✪ In his junior and senior years, he was a part of two state and regional championship teams, and his Ensworth squad claimed the 2012 Naples Daily News Tournament Championship.
- ✪ Individually, he was named to the TSSAA State All-Tournament team and the Tennessee Prep Hoops All-Region team in his senior season, while also being named a finalist for the Moss-Oliver Award, an award the Nashville City Civitan Club presents annually to a girl and boy basketball player from a Nashville high school who excels in athletics, academics, school activities and community involvement.
- ✪ Majoring in Medicine, Health, and Society.
- ✪ Nickname is Swatkins.
- ✪ Advice to youngsters: "Never be satisfied with where you're at."

**WATKINS GAME-BY-GAME (SENIOR)**

Opponent	M	FG-A	3P-A	FT-A	Reb	PF	A	T	B	S	PTS
N13 Austin Peay											
N16 Gardner-Webb											
N19 Stony Brook											
N23 vs. St. Johns											
N24 Maui											
N25 Maui											
D2 Detroit											
D6 @Baylor											
D9 Dayton											
D19 Wofford											
D22 @Purdue											
D30 W. Michigan											
J2 LSU											
J5 @Arkansas											
J9 @S. Carolina											
J12 Auburn											
J16 Alabama											
J20 @Tennessee											
J23 @Kentucky											
J26 Florida											
J30 @Texas											
F4 Texas A&M											
F6 @Ole Miss											
F10 Missouri											
F13 @Auburn											
F16 @Miss. State											
F20 Georgia											
F23 @Florida											
F27 Kentucky											
M1 Tennessee											
M5 @Texas A&M											

Watkins' Overall Statistics at Vanderbilt

Year	GP	GS	Min	Avg	FG	FGA	Pct	3FG	3FGA	Pct	FT	FTA	Pct	Off	Def	Tot	Avg	PF	FO	Ast	TO	Blk	Stl	Pts	Avg
2012-13	5	0	5	1.0	0	1	.000	0	1	.000	0	0	.000	0	1	1	0.2	0	0	0	2	0	1	0	0.0
2013-14	9	0	53	5.9	5	18	.278	3	15	.200	8	11	.727	2	6	8	0.9	3	0	0	4	0	0	21	2.3
2014-15	12	0	18	1.5	0	2	.000	0	2	.000	0	0	.000	0	1	1	0.1	2	0	0	1	0	0	0	0.0
<b>TOTAL</b>	<b>26</b>	<b>0</b>	<b>76</b>	<b>2.9</b>	<b>5</b>	<b>21</b>	<b>.238</b>	<b>3</b>	<b>18</b>	<b>.167</b>	<b>8</b>	<b>11</b>	<b>.727</b>	<b>2</b>	<b>8</b>	<b>10</b>	<b>0.4</b>	<b>5</b>	<b>0</b>	<b>0</b>	<b>7</b>	<b>0</b>	<b>1</b>	<b>21</b>	<b>0.8</b>

Watkins' SEC Statistics at Vanderbilt

Year	GP	GS	Min	Avg	FG	FGA	Pct	3FG	3FGA	Pct	FT	FTA	Pct	Off	Def	Tot	Avg	PF	FO	Ast	TO	Blk	Stl	Pts	Avg
2012-13	2	0	2	1.0	0	1	.000	0	1	.000	0	0	.000	0	0	0	0.0	0	0	0	0	0	1	0	0.0
2013-14	5	0	39	7.8	5	16	.313	3	13	.231	7	8	.875	1	3	4	0.8	1	0	0	3	0	0	20	4.0
2014-15	5	0	8	1.6	0	2	.000	0	2	.000	0	0	.000	0	0	0	0.0	0	0	0	0	0	0	0	0.0
<b>TOTAL</b>	<b>12</b>	<b>0</b>	<b>49</b>	<b>4.1</b>	<b>5</b>	<b>19</b>	<b>.263</b>	<b>3</b>	<b>16</b>	<b>.188</b>	<b>7</b>	<b>8</b>	<b>.875</b>	<b>1</b>	<b>3</b>	<b>4</b>	<b>0.3</b>	<b>1</b>	<b>0</b>	<b>0</b>	<b>3</b>	<b>0</b>	<b>1</b>	<b>20</b>	<b>1.7</b>

2014-15 Vanderbilt Basketball  
 Vanderbilt Combined Team Statistics (as of Mar 24, 2015)  
 All games

Overall record: 21-14 Conf: 9-9 Home: 15-4 Away: 5-8 Neutral: 1-2

#	Player	gp-gs	min	avg	Total		3-Point		F-Throw		Rebounds					a	to	blk	stl	pts	avg	
					fg-fga	fg%	3fg-fga	3fg%	ft-fa	ft%	off	def	tot	avg	pf							dq
30	JONES, Damian	35-34	1020	29.1	186-331	.562	1-5	.200	133-222	.599	76	151	227	6.5	89	1	26	76	70	20	506	14.5
13	LACHANCE, Riley	35-35	1166	33.3	147-337	.436	66-173	.382	69-79	.873	10	100	110	3.1	46	0	102	47	1	25	429	12.3
04	BALDWIN IV, Wade	35-24	1009	28.8	99-227	.436	43-98	.439	85-106	.802	17	128	145	4.1	86	3	155	67	4	50	326	9.3
35	SIAKAM, James	34-20	827	24.3	99-158	.627	2-3	.667	112-148	.757	91	110	201	5.9	102	4	22	44	42	33	312	9.2
03	KORNET, Luke	35-14	756	21.6	106-214	.495	50-125	.400	42-55	.764	32	88	120	3.4	67	1	37	41	38	7	304	8.7
05	FISHER-DAVIS, Matth	34-11	777	22.9	80-228	.351	71-177	.401	15-21	.714	16	63	79	2.3	55	0	46	31	16	13	246	7.2
11	ROBERSON, Jeff	33-24	637	19.3	50-103	.485	15-33	.455	40-64	.625	32	70	102	3.1	86	2	37	48	10	13	155	4.7
00	MITCHELL, Shelton	31-11	620	20.0	45-123	.366	7-31	.226	35-49	.714	5	53	58	1.9	34	0	103	60	3	4	132	4.3
40	HENDERSON, Josh	24-2	175	7.3	22-44	.500	0-2	.000	8-13	.615	13	16	29	1.2	24	0	3	8	2	2	52	2.2
34	MOATS, Shelby	9-0	38	4.2	4-7	.571	0-1	.000	2-5	.400	4	5	9	1.0	4	0	1	4	0	1	10	1.1
12	MCGLOIN, Phillip	5-0	5	1.0	0-1	.000	0-1	.000	0-0	.000	0	3	3	0.6	0	0	1	3	0	0	0	0.0
10	WATKINS, Nathan	12-0	18	1.5	0-2	.000	0-2	.000	0-0	.000	0	1	1	0.1	2	0	0	1	0	0	0	0.0
14	JOSEPHS, Carter	13-0	52	4.0	0-0	.000	0-0	.000	0-2	.000	0	5	5	0.4	7	0	8	3	0	0	0	0.0
Team											43	52	95		1		19					
Total.....		35	7100		838-1775	.472	255-651	.392	541-764	.708	339	845	1184	33.8	603	11	541	452	186	168	2472	70.6
Opponents.....		35	7100		789-1942	.406	216-637	.339	458-662	.692	410	710	1120	32.0	670	-	388	407	102	233	2252	64.3

TEAM STATISTICS	VU	OPP	Date	Opponent	Score	Att.
SCORING	2472	2252	11/16/14	TREVECCA	w 83-56	7581
Points per game	70.6	64.3	11/20/14	LIPSCOMB	w 72-62	8415
Scoring margin	+6.3	-	+ 11/23/14	TENNESSEE STATE	w 78-46	7446
FIELD GOALS-ATT	838-1775	789-1942	+ 11/25/14	NORFOLK STATE	w 63-53	7504
Field goal pct	.472	.406	# 11/28/14	vs Rutgers	L 65-68	4118
3 POINT FG-ATT	255-651	216-637	# 11/29/14	vs La Salle	w 68-55	4244
3-point FG pct	.392	.339	! 12/04/14	BAYLOR	L 63-66	7740
3-pt FG made per game	7.3	6.2	12/13/14	PURDUE	w 81-71	9565
FREE THROWS-ATT	541-764	458-662	12/16/14	WESTERN CAROLINA	w 99-79	7504
Free throw pct	.708	.692	12/20/14	at Georgia Tech	L 60-65	6081
F-Throws made per game	15.5	13.1	12/22/14	PENN	w 79-50	8084
REBOUNDS	1184	1120	12/31/14	at Saint Louis	w 70-55	8194
Rebounds per game	33.8	32.0	* 01/03/15	YALE	Wo2 79-74	10103
Rebounding margin	+1.8	-	* 01/06/15	AUBURN	w 64-52	10502
ASSISTS	541	388	* 01/10/15	at Arkansas	L 70-82	17238
Assists per game	15.5	11.1	* 01/14/15	GEORGIA	L 67-70	9203
TURNOVERS	452	407	* 01/17/15	at Mississippi State	L 54-57	6568
Turnovers per game	12.9	11.6	* 01/20/15	at Kentucky	L 57-65	24249
Turnover margin	-1.3	-	* 01/24/15	LSU	Lot 75-79	9392
Assist/turnover ratio	1.2	1.0	* 01/27/15	at Georgia	L 62-70	7091
STEALS	168	233	* 01/31/15	at Texas A&M	L 58-69	12722
Steals per game	4.8	6.7	* 02/03/15	FLORIDA	w 67-61	9815
BLOCKS	186	102	* 02/07/15	SOUTH CAROLINA	w 65-50	9259
Blocks per game	5.3	2.9	* 02/11/15	TENNESSEE	Lot 73-76	11892
ATTENDANCE	168377	151721	* 02/14/15	at Alabama	w 76-68	11501
Home games-Avg/Game	19-8862	13-9871	* 02/18/15	at Florida	L 47-50	9417
Neutral site-Avg/Game	-	3-7798	* 02/21/15	MISSOURI	w 76-53	10154
Score by Periods	1st	2nd	OT	OT2	Totals	
Vanderbilt	1110	1330	20	12	2472	
Opponents	1030	1188	27	7	2252	
						* 02/26/15 at Tennessee w 73-65 13536
						* 02/28/15 ALABAMA w 73-66 9928
						* 03/04/15 MISSISSIPPI STATE w 66-56 8685
						* 03/07/15 at Ole Miss w 86-77 8862
						@ 03/12/15 vs Tennessee L 61-67 15032
						^ 03/18/15 at Saint Mary's (CA) w 75-64 1322
						% 03/20/15 SOUTH DAKOTA STATE w 92-77 5605
						\$ 03/24/15 at Stanford L 75-78 1546

+ = Barclays Center Classic, Nashville, Tenn.; # = Barclays Center Classic, Brooklyn, N.Y.;  
 ! = SEC/Big 12 Challenge; \* = Conference game; @ = SEC Tournament, Nashville, Tenn.;  
 ^ = NIT First Round, Moraga, Calif.; % = NIT Second Round, Nashville, Tenn.;  
 \$ = NIT Quarterfinals, Palo Alto, Calif.

2014-15 Vanderbilt Basketball  
 Vanderbilt Combined Team Statistics (as of Mar 07, 2015)  
 Conference games

RECORD:	OVERALL	HOME	AWAY	NEUTRAL
ALL GAMES	9-9	6-3	3-6	0-0
CONFERENCE	9-9	6-3	3-6	0-0
NON-CONFERENCE	0-0	0-0	0-0	0-0

##	Player	gp-gs	min	avg	Total		3-Point		F-Throw		Rebounds				pf	dq	a	to	blk	stl	pts	avg		
					fg-fga	fg%	3fg-fga	3fg%	ft-fa	ft%	off	def	tot	avg										
30	JONES, Damian	18-17	529	29.4	88-165	.533	0-1	.000	50-98	.510	33	67	100	5.6	46	1	9	36	37	10	226	12.6		
13	LACHANCE, Riley	18-18	622	34.6	73-177	.412	35-91	.385	38-45	.844	6	56	62	3.4	27	0	54	29	0	10	219	12.2		
04	BALDWIN IV, Wade	18-15	553	30.7	52-130	.400	25-57	.439	45-56	.804	13	65	78	4.3	46	1	80	41	3	30	174	9.7		
03	KORNET, Luke	18-4	401	22.3	56-119	.471	28-72	.389	21-25	.840	14	44	58	3.2	32	1	22	19	15	5	161	8.9		
35	SIAKAM, James	18-13	437	24.3	48-80	.600	1-1	1.000	59-76	.776	47	62	109	6.1	58	2	12	25	24	21	156	8.7		
05	FISHER-DAVIS, Matth	18-7	429	23.8	45-127	.354	39-97	.402	7-11	.636	9	36	45	2.5	27	0	26	17	7	7	136	7.6		
11	ROBERSON, Jeff	16-11	313	19.6	22-49	.449	7-13	.538	24-40	.600	18	29	47	2.9	43	1	20	23	3	6	75	4.7		
00	MITCHELL, Shelton	14-3	239	17.1	17-44	.386	1-11	.091	10-11	.909	2	16	18	1.3	14	0	24	28	1	1	45	3.2		
40	HENDERSON, Josh	10-2	76	7.6	8-21	.381	0-1	.000	1-3	.333	4	1	5	0.5	9	0	2	2	1	1	17	1.7		
14	JOSEPHS, Carter	6-0	39	6.5	0-0	.000	0-0	.000	0-0	.000	0	4	4	0.7	6	0	8	0	0	0	0	0.0		
10	WATKINS, Nathan	5-0	8	1.6	0-2	.000	0-2	.000	0-0	.000	0	0	0	0.0	0	0	0	0	0	0	0	0.0		
12	MCGLOIN, Phillip	2-0	2	1.0	0-0	.000	0-0	.000	0-0	.000	0	1	1	0.5	0	0	1	1	0	0	0	0.0		
34	MOATS, Shelby	3-0	2	0.7	0-0	.000	0-0	.000	0-0	.000	0	0	0	0.0	0	0	0	0	0	0	0	0.0		
Team											27	28	55											
Total.....		18	3650		409-914	.447	136-346	.393	255-365	.699	173	409	582	32.3	308	6	258	233	91	91	1209	67.2		
Opponents.....		18	3650		399-948	.421	114-300	.380	254-359	.708	193	384	577	32.1	328	-	200	218	71	125	1166	64.8		

TEAM STATISTICS	VU	OPP	Date	Opponent	Score	Att.
SCORING	1209	1166	* 01/06/15	AUBURN	w 64-52	10502
Points per game	67.2	64.8	* 01/10/15	at Arkansas	L 70-82	17238
Scoring margin	+2.4	-	* 01/14/15	GEORGIA	L 67-70	9203
FIELD GOALS-ATT	409-914	399-948	* 01/17/15	at Mississippi State	L 54-57	6568
Field goal pct	.447	.421	* 01/20/15	at Kentucky	L 57-65	24249
3 POINT FG-ATT	136-346	114-300	* 01/24/15	LSU	Lot 75-79	9392
3-point FG pct	.393	.380	* 01/27/15	at Georgia	L 62-70	7091
3-pt FG made per game	7.6	6.3	* 01/31/15	at Texas A&M	L 58-69	12722
FREE THROWS-ATT	255-365	254-359	* 02/03/15	FLORIDA	w 67-61	9815
Free throw pct	.699	.708	* 02/07/15	SOUTH CAROLINA	w 65-50	9259
F-Throws made per game	14.2	14.1	* 02/11/15	TENNESSEE	Lot 73-76	11892
REBOUNDS	582	577	* 02/14/15	at Alabama	w 76-68	11501
Rebounds per game	32.3	32.1	* 02/18/15	at Florida	L 47-50	9417
Rebounding margin	+0.3	-	* 02/21/15	MISSOURI	w 76-53	10154
ASSISTS	258	200	* 02/26/15	at Tennessee	w 73-65	13536
Assists per game	14.3	11.1	* 02/28/15	ALABAMA	w 73-66	9928
TURNOVERS	233	218	* 03/04/15	MISSISSIPPI STATE	w 66-56	8685
Turnovers per game	12.9	12.1	* 3/7/15	at Ole Miss	w 86-77	8862
Turnover margin	-0.8	-				
Assist/turnover ratio	1.1	0.9				
STEALS	91	125				
Steals per game	5.1	6.9				
BLOCKS	91	71				
Blocks per game	5.1	3.9				
ATTENDANCE	88830	111184				
Home games-Avg/Game	9-9870	9-12354				
Neutral site-Avg/Game	-	0-0				

+ = Barclays Center Classic, Nashville, Tenn.  
 # = Barclays Center Classic, Brooklyn, N.Y.  
 != SEC/Big 12 Challenge  
 \* = Conference game

Score by Periods	1st	2nd	OT	Totals
Vanderbilt	523	674	12	1209
Opponents	539	608	19	1166

2014-15 Vanderbilt Basketball  
Vanderbilt Overall/Conference Statistics (as of Mar 24, 2015)  
All games

SUMMARY	Overall Statistics										Conference Statistics									
	gp-gs	min/g	fg%	3fg%	ft%	r/g	a/g	stl	blk	pts/g	gp-gs	min/g	fg%	3fg%	ft%	r/g	a/g	stl	blk	pts/g
JONES, Damian	35-34	29.1	.562	.200	.599	6.5	0.7	20	70	14.5	18-17	29.4	.533	.000	.510	5.6	0.5	10	37	12.6
LACHANCE, Riley	35-35	33.3	.436	.382	.873	3.1	2.9	25	1	12.3	18-18	34.6	.412	.385	.844	3.4	3.0	10	0	12.2
BALDWIN IV, Wade	35-24	28.8	.436	.439	.802	4.1	4.4	50	4	9.3	18-15	30.7	.400	.439	.804	4.3	4.4	30	3	9.7
SIAKAM, James	34-20	24.3	.627	.667	.757	5.9	0.6	33	42	9.2	18-13	24.3	.600	1.000	.776	6.1	0.7	21	24	8.7
KORNET, Luke	35-14	21.6	.495	.400	.764	3.4	1.1	7	38	8.7	18-4	22.3	.471	.389	.840	3.2	1.2	5	15	8.9
FISHER-DAVIS, Matthe	34-11	22.9	.351	.401	.714	2.3	1.4	13	16	7.2	18-7	23.8	.354	.402	.636	2.5	1.4	7	7	7.6
ROBERSON, Jeff	33-24	19.3	.485	.455	.625	3.1	1.1	13	10	4.7	16-11	19.6	.449	.538	.600	2.9	1.3	6	3	4.7
MITCHELL, Shelton	31-11	20.0	.366	.226	.714	1.9	3.3	4	3	4.3	14-3	17.1	.386	.091	.909	1.3	1.7	1	1	3.2
HENDERSON, Josh	24-2	7.3	.500	.000	.615	1.2	0.1	2	2	2.2	10-2	7.6	.381	.000	.333	0.5	0.2	1	1	1.7
MOATS, Shelby	9-0	4.2	.571	.000	.400	1.0	0.1	1	0	1.1	3-0	0.7	.000	.000	.000	0.0	0.0	0	0	0.0
MCGLOIN, Phillip	5-0	1.0	.000	.000	.000	0.6	0.2	0	0	0.0	2-0	1.0	.000	.000	.000	0.5	0.5	0	0	0.0
WATKINS, Nathan	12-0	1.5	.000	.000	.000	0.1	0.0	0	0	0.0	5-0	1.6	.000	.000	.000	0.0	0.0	0	0	0.0
JOSEPHS, Carter	13-0	4.0	.000	.000	.000	0.4	0.6	0	0	0.0	6-0	6.5	.000	.000	.000	0.7	1.3	0	0	0.0
Totals	35		.472	.392	.708	33.8	15.5	168	186	70.6	18		.447	.393	.699	32.3	14.3	91	91	67.2
Opponent	35		.406	.339	.692	32.0	11.1	233	102	64.3	18		.421	.380	.708	32.1	11.1	125	71	64.8

SCORING	Overall Statistics								Conference Statistics							
	fg-fga	fg%	3fg-fga	3fg%	ft-fta	ft%	pts	pts/g	fg-fga	fg%	3fg-fga	3fg%	ft-fta	ft%	pts	pts/g
JONES, Damian	186-331	.562	1-5	.200	133-222	.599	506	14.5	88-165	.533	0-1	.000	50-98	.510	226	12.6
LACHANCE, Riley	147-337	.436	66-173	.382	69-79	.873	429	12.3	73-177	.412	35-91	.385	38-45	.844	219	12.2
BALDWIN IV, Wade	99-227	.436	43-98	.439	85-106	.802	326	9.3	52-130	.400	25-57	.439	45-56	.804	174	9.7
SIAKAM, James	99-158	.627	2-3	.667	112-148	.757	312	9.2	48-80	.600	1-1	1.000	59-76	.776	156	8.7
KORNET, Luke	106-214	.495	50-125	.400	42-55	.764	304	8.7	56-119	.471	28-72	.389	21-25	.840	161	8.9
FISHER-DAVIS, Matthe	80-228	.351	71-177	.401	15-21	.714	246	7.2	45-127	.354	39-97	.402	7-11	.636	136	7.6
ROBERSON, Jeff	50-103	.485	15-33	.455	40-64	.625	155	4.7	22-49	.449	7-13	.538	24-40	.600	75	4.7
MITCHELL, Shelton	45-123	.366	7-31	.226	35-49	.714	132	4.3	17-44	.386	1-11	.091	10-11	.909	45	3.2
HENDERSON, Josh	22-44	.500	0-2	.000	8-13	.615	52	2.2	8-21	.381	0-1	.000	1-3	.333	17	1.7
MOATS, Shelby	4-7	.571	0-1	.000	2-5	.400	10	1.1	0-0	.000	0-0	.000	0-0	.000	0	0.0
MCGLOIN, Phillip	0-1	.000	0-1	.000	0-0	.000	0	0.0	0-0	.000	0-0	.000	0-0	.000	0	0.0
WATKINS, Nathan	0-2	.000	0-2	.000	0-0	.000	0	0.0	0-2	.000	0-2	.000	0-0	.000	0	0.0
JOSEPHS, Carter	0-0	.000	0-0	.000	0-2	.000	0	0.0	0-0	.000	0-0	.000	0-0	.000	0	0.0
Totals	838-1775	.472	255-651	.392	541-764	.708	2472	70.6	409-914	.447	136-346	.393	255-365	.699	1209	67.2
Opponent	789-1942	.406	216-637	.339	458-662	.692	2252	64.3	399-948	.421	114-300	.380	254-359	.708	1166	64.8

TOTALS	Overall Statistics										Conference Statistics									
	o-reb	d-reb	total	pf	fo	a	to	a/to	hi	pts	o-reb	d-reb	total	pf	fo	a	to	a/to	hi	pts
JONES, Damian	76	151	227	89	1	26	76	0.3	24	24	33	67	100	46	1	9	36	0.3	21	21
LACHANCE, Riley	10	100	110	46	0	102	47	2.2	26	26	6	56	62	27	0	54	29	1.9	21	21
BALDWIN IV, Wade	17	128	145	86	3	155	67	2.3	20	20	13	65	78	46	1	80	41	2.0	18	18
SIAKAM, James	91	110	201	102	4	22	44	0.5	20	20	47	62	109	58	2	12	25	0.5	16	16
KORNET, Luke	32	88	120	67	1	37	41	0.9	24	24	14	44	58	32	1	22	19	1.2	22	22
FISHER-DAVIS, Matthe	16	63	79	55	0	46	31	1.5	18	18	9	36	45	27	0	26	17	1.5	14	14
ROBERSON, Jeff	32	70	102	86	2	37	48	0.8	12	12	18	29	47	43	1	20	23	0.9	12	12
MITCHELL, Shelton	5	53	58	34	0	103	60	1.7	15	15	2	16	18	14	0	24	28	0.9	10	10
HENDERSON, Josh	13	16	29	24	0	3	8	0.4	12	12	4	1	5	9	0	2	2	1.0	6	6
MOATS, Shelby	4	5	9	4	0	1	4	0.3	6	6	0	0	0	0	0	0	0	0.0	0	0
MCGLOIN, Phillip	0	3	3	0	0	1	3	0.3	0	0	0	1	1	0	0	1	1	1.0	0	0
WATKINS, Nathan	0	1	1	2	0	0	1	0.0	0	0	0	0	0	0	0	0	0	0.0	0	0
JOSEPHS, Carter	0	5	5	7	0	8	3	2.7	0	0	0	4	4	6	0	8	0	0.0	0	0
Totals	339	845	1184	603	11	541	452	1.2	99	99	173	409	582	308	6	258	233	1.1	86	86
Opponent	410	710	1120	670	-	388	407	1.0	82	82	193	384	577	328	-	200	218	0.9	82	82

2014-15 Vanderbilt Basketball  
 Vanderbilt Team Game-by-Game (as of Mar 24, 2015)  
 All games

TEAM STATISTICS

Opponent	Date	Score		Total		3-Pointers		Free throws		Rebounds				pf	a	t/o	blk	stl	pts	avg
				fg-fga	pct	3fg-fga	pct	ft-fta	pct	off	def	tot	avg							
TREVECCA	11/16/14	83-56	W	28-56	.500	6-22	.273	21-35	.600	15	38	53	53.0	15	15	16	9	2	83	83.0
LIPSCOMB	11/20/14	72-62	W	27-59	.458	7-15	.467	11-18	.611	13	30	43	48.0	22	19	11	8	5	72	77.5
TENNESSEE STATE	11/23/14	78-46	W	28-46	.609	9-19	.474	13-18	.722	7	33	40	45.3	17	24	17	6	2	78	77.7
NORFOLK STATE	11/25/14	63-53	W	22-50	.440	9-22	.409	10-18	.556	8	26	34	42.5	19	19	9	4	5	63	74.0
vs Rutgers	11/28/14	65-68	L	24-50	.480	8-17	.471	9-14	.643	10	22	32	40.4	18	19	14	2	3	65	72.2
vs La Salle	11/29/14	68-55	W	26-48	.542	4-11	.364	12-16	.750	8	23	31	38.8	13	14	7	0	5	68	71.5
BAYLOR	12/04/14	63-66	L	21-48	.438	3-17	.176	18-23	.783	10	20	30	37.6	17	11	14	6	8	63	70.3
PURDUE	12/13/14	81-71	W	28-48	.583	9-14	.643	16-23	.696	7	18	25	36.0	21	17	14	4	4	81	71.6
WESTERN CAROLINA	12/16/14	99-79	W	26-47	.553	9-19	.474	38-43	.884	13	21	34	35.8	21	15	18	4	5	99	74.7
at Georgia Tech	12/20/14	60-65	L	21-45	.467	3-15	.200	15-20	.750	8	22	30	35.2	16	13	13	6	3	60	73.2
PENN	12/22/14	79-50	W	28-49	.571	5-12	.417	18-25	.720	10	29	39	35.5	13	17	16	4	9	79	73.7
at Saint Louis	12/31/14	70-55	W	25-46	.543	6-11	.545	14-20	.700	9	30	39	35.8	18	18	14	5	3	70	73.4
YALE	01/03/15	79-74	Wot	23-56	.411	7-22	.318	26-34	.765	11	28	39	36.1	16	14	12	5	6	79	73.8
AUBURN	01/06/15	64-52	W	20-46	.435	4-13	.308	20-25	.800	12	35	47	36.9	17	11	19	8	2	64	73.1
at Arkansas	01/10/15	70-82	L	26-50	.520	6-14	.429	12-15	.800	8	19	27	36.2	18	12	22	2	2	70	72.9
GEORGIA	01/14/15	67-70	L	23-56	.411	9-27	.333	12-18	.667	12	24	36	36.2	16	16	11	3	5	67	72.6
at Mississippi State	01/17/15	54-57	L	20-52	.385	5-20	.250	9-17	.529	10	18	28	35.7	22	8	7	2	8	54	71.5
at Kentucky	01/20/15	57-65	L	22-53	.415	7-18	.389	6-12	.500	9	21	30	35.4	19	11	16	3	6	57	70.7
LSU	01/24/15	75-79	Lot	27-63	.429	7-23	.304	14-17	.824	12	24	36	35.4	20	18	16	7	9	75	70.9
at Georgia	01/27/15	62-70	L	21-58	.362	8-22	.364	12-17	.706	14	13	27	35.0	22	12	7	3	8	62	70.4
at Texas A&M	01/31/15	58-69	L	21-50	.420	6-16	.375	10-17	.588	6	17	23	34.4	19	17	16	6	10	58	69.9
FLORIDA	02/03/15	67-61	W	16-40	.400	6-16	.375	29-42	.690	13	29	42	34.8	16	12	18	9	6	67	69.7
SOUTH CAROLINA	02/07/15	65-50	W	19-42	.452	5-17	.294	22-29	.759	10	23	33	34.7	14	15	10	3	8	65	69.5
TENNESSEE	02/11/15	73-76	Lot	25-51	.490	6-17	.353	17-30	.567	10	25	35	34.7	14	16	16	6	7	73	69.7
at Alabama	02/14/15	76-68	W	21-44	.477	6-15	.400	28-35	.800	5	25	30	34.5	17	10	6	5	3	76	69.9
at Florida	02/18/15	47-50	L	17-51	.333	6-20	.300	7-8	.875	6	25	31	34.4	15	8	12	7	4	47	69.0
MISSOURI	02/21/15	76-53	W	31-65	.477	10-24	.417	4-8	.500	16	30	46	34.8	12	21	9	9	2	76	69.3
at Tennessee	02/26/15	73-65	W	23-40	.575	13-25	.520	14-18	.778	1	18	19	34.2	17	17	12	4	0	73	69.4
ALABAMA	02/28/15	73-66	W	21-51	.412	11-19	.579	20-25	.800	11	18	29	34.1	14	13	9	4	4	73	69.6
MISSISSIPPI STATE	03/04/15	66-56	W	26-47	.553	8-17	.471	6-13	.462	9	18	27	33.8	17	16	15	6	4	66	69.4
at Ole Miss	03/07/15	86-77	W	30-55	.545	13-23	.565	13-19	.684	9	27	36	33.9	19	25	12	4	3	86	70.0
vs Tennessee	03/12/15	61-67	L	22-49	.449	6-26	.231	11-17	.647	9	24	33	33.9	15	15	12	4	2	61	69.7
at Saint Mary's (CA)	03/18/15	75-64	W	29-59	.492	4-17	.235	13-20	.650	10	23	33	33.8	14	16	7	11	7	75	69.8
SOUTH DAKOTA STATE	03/20/15	92-77	W	28-48	.583	12-21	.571	24-34	.706	9	29	38	34.0	20	22	13	13	5	92	70.5
at Stanford	03/24/15	75-78	L	23-57	.404	12-25	.480	17-21	.810	9	20	29	33.8	20	15	12	4	3	75	70.6
Vanderbilt		2472		838-1775	.472	255-651	.392	541-764	.708	339	845	1184	33.8	603	541	452	186	168	2472	70.6
Opponents		2252		789-1942	.406	216-637	.339	458-662	.692	410	710	1120	32.0	670	388	407	102	233	2252	64.3

Games played: 35  
 Points/game: 70.6  
 FG Pct: 47.2  
 3FG Pct: 39.2  
 FT Pct: 70.8

Rebounds/game: 33.8  
 Assists/game: 15.5  
 Turnovers/game: 12.9  
 Assist/turnover ratio: 1.2  
 Steals/game: 4.8  
 Blocks/game: 5.3

2014-15 Vanderbilt Basketball  
Vanderbilt Opponent Game-by-Game (as of Mar 24, 2015)  
All games

OPPONENT STATISTICS

Opponent	Date	Score		Total		3-Pointers		Free throws		Rebounds				pf	a	t/o	blk	stl	pts	avg
				fg-fga	pct	3fg-fga	pct	ft-fta	pct	off	def	tot	avg							
TREVECCA	11/16/14	83-56	W	19-65	.292	6-19	.316	12-16	.750	10	19	29	29.0	25	9	12	1	12	56	56.0
LIPSCOMB	11/20/14	72-62	W	19-57	.333	7-28	.250	17-26	.654	14	23	37	33.0	19	7	9	6	4	62	59.0
TENNESSEE STATE	11/23/14	78-46	W	17-52	.327	2-12	.167	10-23	.435	10	13	23	29.7	17	6	13	0	7	46	54.7
NORFOLK STATE	11/25/14	63-53	W	18-56	.321	3-19	.158	14-19	.737	14	28	42	32.8	21	7	11	3	3	53	54.2
vs Rutgers	11/28/14	65-68	L	24-61	.393	7-23	.304	13-19	.684	18	20	38	33.8	16	13	8	1	7	68	57.0
vs La Salle	11/29/14	68-55	W	22-51	.431	4-14	.286	7-11	.636	10	16	26	32.5	19	11	10	0	3	55	56.7
BAYLOR	12/04/14	63-66	L	24-53	.453	10-18	.556	8-14	.571	13	20	33	32.6	20	15	14	3	7	66	58.0
PURDUE	12/13/14	81-71	W	26-55	.473	3-11	.273	16-23	.696	13	16	29	32.1	23	7	12	5	5	71	59.6
WESTERN CAROLINA	12/16/14	99-79	W	30-57	.526	8-17	.471	11-17	.647	8	10	18	30.6	26	16	14	2	11	79	61.8
at Georgia Tech	12/20/14	60-65	L	26-67	.388	4-22	.182	9-13	.692	20	19	39	31.4	18	14	7	2	6	65	62.1
PENN	12/22/14	79-50	W	19-55	.345	5-19	.263	7-13	.538	10	14	24	30.7	21	9	17	2	7	50	61.0
at Saint Louis	12/31/14	70-55	W	20-55	.364	7-24	.292	8-16	.500	10	16	26	30.3	19	14	8	0	4	55	60.5
YALE	01/03/15	79-74	Wot	27-67	.403	10-29	.345	10-14	.714	14	25	39	31.0	26	14	17	2	2	74	61.5
AUBURN	01/06/15	64-52	W	18-59	.305	7-21	.333	9-18	.500	10	17	27	30.7	21	10	9	3	10	52	60.9
at Arkansas	01/10/15	70-82	L	28-59	.475	5-14	.357	21-28	.750	15	18	33	30.9	17	12	11	5	13	82	62.3
GEORGIA	01/14/15	67-70	L	22-45	.489	10-17	.588	16-24	.667	4	23	27	30.6	17	13	11	5	6	70	62.8
at Mississippi State	01/17/15	54-57	L	17-44	.386	3-12	.250	20-27	.741	14	27	41	31.2	16	6	17	3	5	57	62.4
at Kentucky	01/20/15	57-65	L	20-46	.435	4-6	.667	21-32	.656	10	23	33	31.3	14	13	13	11	8	65	62.6
LSU	01/24/15	75-79	Lot	30-64	.469	6-15	.400	13-23	.565	18	24	42	31.9	15	13	19	2	6	79	63.4
at Georgia	01/27/15	62-70	L	19-43	.442	9-17	.529	23-25	.920	12	25	37	32.2	17	11	16	7	5	70	63.8
at Texas A&M	01/31/15	58-69	L	25-47	.532	7-12	.583	12-21	.571	6	26	32	32.1	16	19	15	3	10	69	64.0
FLORIDA	02/03/15	67-61	W	21-57	.368	6-19	.316	13-16	.813	9	17	26	31.9	26	7	8	2	10	61	63.9
SOUTH CAROLINA	02/07/15	65-50	W	17-43	.395	5-19	.263	11-13	.846	4	16	20	31.3	23	10	12	1	4	50	63.3
TENNESSEE	02/11/15	73-76	Lot	29-61	.475	8-21	.381	10-13	.769	9	20	29	31.3	22	12	13	5	8	76	63.8
at Alabama	02/14/15	76-68	W	23-58	.397	11-24	.458	11-17	.647	14	24	38	31.5	24	11	7	3	4	68	64.0
at Florida	02/18/15	47-50	L	18-50	.360	4-17	.235	10-20	.500	12	29	41	31.9	15	9	13	6	6	50	63.4
MISSOURI	02/21/15	76-53	W	21-56	.375	3-11	.273	8-10	.800	6	20	26	31.7	10	11	7	3	5	53	63.0
at Tennessee	02/26/15	73-65	W	22-59	.373	8-26	.308	13-15	.867	19	18	37	31.9	18	12	13	1	5	65	63.1
ALABAMA	02/28/15	73-66	W	26-58	.448	6-18	.333	8-10	.800	15	22	37	32.0	21	11	11	4	7	66	63.2
MISSISSIPPI STATE	03/04/15	66-56	W	18-39	.462	6-10	.600	14-20	.700	4	15	19	31.6	18	9	17	2	6	56	63.0
at Ole Miss	03/07/15	86-77	W	25-60	.417	6-21	.286	21-27	.778	12	20	32	31.6	18	11	6	5	7	77	63.4
vs Tennessee	03/12/15	61-67	L	24-59	.407	7-25	.280	12-15	.800	11	22	33	31.7	17	11	6	0	9	67	63.5
at Saint Mary's (CA)	03/18/15	75-64	W	24-63	.381	3-18	.167	13-15	.867	17	23	40	31.9	16	9	12	2	6	64	63.5
SOUTH DAKOTA STATE	03/20/15	92-77	W	25-66	.379	10-22	.455	17-22	.773	14	17	31	31.9	23	15	9	2	7	77	63.9
at Stanford	03/24/15	75-78	L	26-55	.473	6-17	.353	20-27	.741	11	25	36	32.0	16	11	10	0	8	78	64.3
Opponents		2252		789-1942	.406	216-637	.339	458-662	.692	410	710	1120	32.0	670	388	407	102	233	2252	64.3
Vanderbilt		2472		838-1775	.472	255-651	.392	541-764	.708	339	845	1184	33.8	603	541	452	186	168	2472	70.6

Games played: 35  
Points/game: 64.3  
FG Pct: 40.6  
3FG Pct: 33.9  
FT Pct: 69.2

Rebounds/game: 32.0  
Assists/game: 11.1  
Turnovers/game: 11.6  
Assist/turnover ratio: 1.0  
Steals/game: 6.7  
Blocks/game: 2.9

2014-15 Vanderbilt Basketball  
Vanderbilt Points-Rebounds-Assists (as of Mar 24, 2015)  
All games

Opponent	Date	Score	00		03		04		05		10		11		12	
			MITCHELL,S	KORNET,LUK	BALDWIN IV	FISHER-DAV	WATKINS,NA	ROBERSON,J	MCGLOIN,PH							
TREVECCA	11/16/14	83-56	w	6-3-4	10-10-0	9-3-3	5-2-3	0-1-0	8-6-0	DNP						
LIPSCOMB	11/20/14	72-62	w	4-4-3	11-3-0	11-7-5	6-1-1	0-0-0	5-8-2	DNP						
TENNESSEE STATE	11/23/14	78-46	w	7-3-7	24-7-1	8-5-10	3-2-3	0-0-0	3-1-3	DNP						
NORFOLK STATE	11/25/14	63-53	w	3-3-6	5-1-0	13-6-6	11-3-1	DNP	0-2-1	DNP						
vs Rutgers	11/28/14	65-68	L	3-2-2	14-3-1	3-5-9	5-2-0	DNP	0-2-1	DNP						
vs La Salle	11/29/14	68-55	w	2-1-4	10-2-0	9-4-4	DNP	DNP	7-7-2	DNP						
BAYLOR	12/04/14	63-66	L	4-1-3	13-8-1	9-3-2	0-1-0	DNP	2-3-2	DNP						
PURDUE	12/13/14	81-71	w	7-1-6	0-2-0	3-3-6	9-3-1	0-0-0	6-3-1	0-0-0						
WESTERN CAROLINA	12/16/14	99-79	w	6-3-5	9-4-4	8-2-2	9-2-0	0-0-0	3-3-0	DNP						
at Georgia Tech	12/20/14	60-65	L	3-6-6	0-3-1	3-1-3	3-2-0	DNP	8-2-1	DNP						
PENN	12/22/14	79-50	w	5-6-7	6-2-0	16-2-3	5-2-2	0-0-0	8-3-1	0-2-0						
at Saint Louis	12/31/14	70-55	w	3-1-4	3-3-0	8-5-4	3-1-1	DNP	7-4-1	DNP						
YALE	01/03/15	79-74	w	15-3-8	10-6-0	0-1-0	12-4-1	DNP	0-2-0	DNP						
AUBURN	01/06/15	64-52	w	10-5-4	7-10-0	3-2-2	0-3-1	DNP	6-3-0	DNP						
at Arkansas	01/10/15	70-82	L	4-1-1	11-1-2	4-3-3	14-3-0	DNP	4-2-0	DNP						
GEORGIA	01/14/15	67-70	L	5-2-1	8-6-3	8-5-5	6-2-0	DNP	5-3-2	DNP						
at Mississippi State	01/17/15	54-57	L	2-1-0	5-1-0	2-2-7	6-0-0	DNP	2-2-0	DNP						
at Kentucky	01/20/15	57-65	L	2-0-4	0-0-0	4-9-4	13-2-1	DNP	3-2-0	DNP						
LSU	01/24/15	75-79	L	4-0-3	22-6-1	18-4-4	0-1-3	DNP	6-5-0	DNP						
at Georgia	01/27/15	62-70	L	5-2-1	11-2-0	7-2-4	9-5-1	DNP	11-3-4	DNP						
at Texas A&M	01/31/15	58-69	L	0-0-1	10-1-1	12-2-5	3-0-3	0-0-0	4-7-1	DNP						
FLORIDA	02/03/15	67-61	w	2-2-0	2-1-1	11-5-5	4-0-0	DNP	8-4-3	DNP						
SOUTH CAROLINA	02/07/15	65-50	w	DNP	5-3-4	12-3-2	1-3-1	0-0-0	3-7-1	0-1-0						
TENNESSEE	02/11/15	73-76	L	DNP	7-3-2	9-4-7	9-1-1	DNP	12-3-2	DNP						
at Alabama	02/14/15	76-68	w	DNP	12-4-0	10-4-6	13-5-3	DNP	0-1-0	DNP						
at Florida	02/18/15	47-50	L	DNP	3-7-2	7-7-2	3-1-1	0-0-0	DNP	DNP						
MISSOURI	02/21/15	76-53	w	2-2-4	11-4-0	13-3-4	11-4-3	0-0-0	DNP	0-0-1						
at Tennessee	02/26/15	73-65	w	2-1-1	21-3-2	13-6-6	9-2-2	DNP	5-1-2	DNP						
ALABAMA	02/28/15	73-66	w	0-1-0	11-2-0	15-5-3	13-6-1	DNP	5-2-2	DNP						
MISSISSIPPI STATE	03/04/15	66-56	w	2-0-1	5-2-1	11-4-7	8-2-0	0-0-0	0-2-2	DNP						
at Ole Miss	03/07/15	86-77	w	5-1-3	10-2-3	15-8-4	14-5-5	DNP	1-0-1	DNP						
vs Tennessee	03/12/15	61-67	L	4-0-1	2-1-4	14-5-6	6-4-0	DNP	2-1-1	DNP						
at Saint Mary's (CA)	03/18/15	75-64	w	4-1-3	2-1-2	10-3-2	3-1-3	0-0-0	10-3-0	0-0-0						
SOUTH DAKOTA STATE	03/20/15	92-77	w	7-0-6	12-4-1	20-10-9	12-2-2	DNP	6-3-1	DNP						
at Stanford	03/24/15	75-78	L	4-2-4	12-2-0	8-2-1	18-2-2	DNP	5-2-0	DNP						

Opponent	Date	Score	13		14		30		34		35		40		
			LACHANCE,R	JOSEPHS,CA	JONES,DAMI	MOATS,SHEL	SIKAM,JAM	HENDERSON,							
TREVECCA	11/16/14	83-56	w	13-2-2	0-1-0	24-12-2	6-8-1	DNP	2-5-0						
LIPSCOMB	11/20/14	72-62	w	9-5-6	0-0-0	21-6-1	0-0-0	2-6-1	3-2-0						
TENNESSEE STATE	11/23/14	78-46	w	13-4-0	0-0-0	13-8-0	3-0-0	1-2-0	3-6-0						
NORFOLK STATE	11/25/14	63-53	w	12-1-2	DNP	6-7-2	0-0-0	11-7-0	2-0-1						
vs Rutgers	11/28/14	65-68	L	7-3-3	DNP	23-6-2	0-0-0	10-6-1	0-0-0						
vs La Salle	11/29/14	68-55	w	14-2-3	DNP	16-7-1	DNP	10-6-0	0-1-0						
BAYLOR	12/04/14	63-66	L	2-0-3	DNP	21-9-0	DNP	12-4-0	DNP						
PURDUE	12/13/14	81-71	w	26-1-2	DNP	15-5-0	DNP	12-5-1	3-0-0						
WESTERN CAROLINA	12/16/14	99-79	w	26-4-3	0-0-0	16-5-1	DNP	20-7-0	2-1-0						
at Georgia Tech	12/20/14	60-65	L	10-1-1	DNP	12-7-0	DNP	9-2-1	12-3-0						
PENN	12/22/14	79-50	w	5-1-4	0-0-0	15-6-0	DNP	17-8-0	2-4-0						
at Saint Louis	12/31/14	70-55	w	19-7-4	0-0-0	15-6-0	1-1-0	7-9-4	4-0-0						
YALE	01/03/15	79-74	w	14-6-1	DNP	19-8-4	DNP	7-7-0	2-0-0						
AUBURN	01/06/15	64-52	w	13-4-1	DNP	11-8-2	0-0-0	14-10-1	DNP						
at Arkansas	01/10/15	70-82	L	10-4-5	DNP	14-7-1	DNP	9-4-0	DNP						
GEORGIA	01/14/15	67-70	L	21-4-2	DNP	10-7-2	DNP	4-5-1	0-0-0						
at Mississippi State	01/17/15	54-57	L	12-5-1	DNP	21-8-0	DNP	4-3-0	0-0-0						
at Kentucky	01/20/15	57-65	L	16-3-1	DNP	11-7-0	DNP	4-1-0	4-1-1						
LSU	01/24/15	75-79	L	8-5-6	DNP	13-6-0	DNP	2-5-0	2-2-1						
at Georgia	01/27/15	62-70	L	0-0-2	DNP	16-5-0	DNP	0-3-0	3-0-0						
at Texas A&M	01/31/15	58-69	L	11-2-5	0-0-0	7-3-0	DNP	11-3-1	DNP						
FLORIDA	02/03/15	67-61	w	15-6-0	DNP	13-7-1	DNP	12-11-2	DNP						
SOUTH CAROLINA	02/07/15	65-50	w	19-3-2	0-1-4	9-2-1	0-0-0	16-10-0	0-0-0						
TENNESSEE	02/11/15	73-76	L	6-4-3	0-1-0	16-9-1	0-0-0	14-7-0	DNP						
at Alabama	02/14/15	76-68	w	12-0-0	0-1-1	20-7-0	DNP	9-6-0	0-0-0						
at Florida	02/18/15	47-50	L	17-3-1	0-1-2	8-4-0	DNP	9-6-0	DNP						
MISSOURI	02/21/15	76-53	w	11-9-5	0-0-1	16-7-0	DNP	6-13-3	6-2-0						
at Tennessee	02/26/15	73-65	w	6-1-4	DNP	13-2-0	DNP	4-2-0	0-0-0						
ALABAMA	02/28/15	73-66	w	8-2-5	DNP	9-5-1	DNP	12-4-1	DNP						
MISSISSIPPI STATE	03/04/15	66-56	w	15-4-3	DNP	11-3-0	DNP	12-7-2	2-0-0						
at Ole Miss	03/07/15	86-77	w	19-3-8	DNP	8-3-0	DNP	14-9-1	DNP						
vs Tennessee	03/12/15	61-67	L	11-3-2	DNP	20-15-1	DNP	2-3-0	DNP						
at Saint Mary's (CA)	03/18/15	75-64	w	17-4-5	0-0-0	21-7-1	DNP	8-6-0	0-2-0						
SOUTH DAKOTA STATE	03/20/15	92-77	w	6-1-1	DNP	15-6-1	DNP	14-7-1	DNP						
at Stanford	03/24/15	75-78	L	6-3-6	DNP	8-7-1	DNP	14-7-1	0-0-0						