



**Game 4/#17/17 Vanderbilt (3-0) vs. St. John's (3-0)**  
**Lahaina, Hawaii - Lahaina Civic Center - 1:30 p.m. CT**

**TV:** ESPN2  
**TV Talent:** Jon Sciambi (pxp), Bill Walton (analyst)  
**Radio:** Vanderbilt Radio Network from IMG College, vucommidores.com  
**Radio Talent:** Joe Fisher (pxp), Tim Thompson (analyst)  
**Live Stats:** vucommidores.com  
**Twitter Updates:** @VandyMBB

**Vanderbilt Athletic Communications**

2601 Jess Neely Drive, Nashville, TN 37212  
**phone:** 615-322-4121  
**www.vucommidores.com**

**VANDERBILT SCHEDULE/RESULTS**

**NOVEMBER**

| Date    | VU    | Opp | Opponent     | Time/Result | TV/Rec. |
|---------|-------|-----|--------------|-------------|---------|
| Nov. 13 | 18/20 | -   | Austin Peay  | W, 80-41    | 1-0     |
| Nov. 16 | 18/20 | -   | Gardner-Webb | W, 98-62    | 2-0     |
| Nov. 19 | 17/17 | -   | Stony Brook  | W, 79-72    | 3-0     |
| Nov. 23 | -     | -   | St. John's   | 1:30 p.m.   | ESPN2   |
| Nov. 24 | -     | -   | TBA          | -           | -       |
| Nov. 25 | -     | -   | TBA          | -           | -       |

*2015 Maui Jim Maui Invitational*

**DECEMBER**

| Date    | VU | Opp | Opponent    | Time   | TV     |
|---------|----|-----|-------------|--------|--------|
| Dec. 2  | -  | -   | Detroit     | 7 p.m. | SECN+  |
| Dec. 6  | -  | -   | Baylor      | 7 p.m. | ESPNU  |
| Dec. 9  | -  | -   | Dayton      | 8 p.m. | ESPNU  |
| Dec. 19 | -  | -   | Wofford     | 1 p.m. | SECN   |
| Dec. 22 | -  | -   | Purdue      | 7 p.m. | Big10N |
| Dec. 30 | -  | -   | W. Michigan | 8 p.m. | SECN   |

**JANUARY**

| Date    | VU | Opp | Opponent     | Time   | TV     |
|---------|----|-----|--------------|--------|--------|
| Jan. 2  | -  | -   | LSU*         | 8 p.m. | ESPN2  |
| Jan. 5  | -  | -   | Arkansas*    | 8 p.m. | SECN   |
| Jan. 9  | -  | -   | S. Carolina* | 2 p.m. | ESPNU  |
| Jan. 12 | -  | -   | Auburn*      | 8 p.m. | ESPNU  |
| Jan. 16 | -  | -   | Alabama*     | 5 p.m. | SECN   |
| Jan. 20 | -  | -   | Tennessee*   | 8 p.m. | SECN   |
| Jan. 23 | -  | -   | Kentucky*    | TBA    | ESPN/2 |
| Jan. 26 | -  | -   | Florida*     | 8 p.m. | ESPN/U |
| Jan. 30 | -  | -   | Texas        | TBA    | ESPN/2 |

**FEBRUARY**

| Date    | VU | Opp | Opponent   | Time    | TV          |
|---------|----|-----|------------|---------|-------------|
| Feb. 4  | -  | -   | Texas A&M* | 6 p.m.  | ESPN/2      |
| Feb. 6  | -  | -   | Ole Miss*  | 7 p.m.  | ESPNU       |
| Feb. 10 | -  | -   | Missouri*  | 8 p.m.  | SECN        |
| Feb. 13 | -  | -   | Auburn*    | 5 p.m.  | ESPN/2      |
| Feb. 16 | -  | -   | Miss. St.* | 8 p.m.  | SECN        |
| Feb. 20 | -  | -   | Georgia*   | 11 a.m. | ESPN/2      |
| Feb. 23 | -  | -   | Florida*   | 6 p.m.  | ESPN/U/SECN |
| Feb. 27 | -  | -   | Kentucky*  | 3 p.m.  | CBS         |

**MARCH**

| Date   | VU | Opp | Opponent   | Time   | TV     |
|--------|----|-----|------------|--------|--------|
| Mar. 1 | -  | -   | Tennessee* | 6 p.m. | SECN   |
| Mar. 5 | -  | -   | Texas A&M* | TBA    | ESPN/2 |

**ALL TIMES CENTRAL**



RANKINGS: AP/ESPN

\*SEC GAME

SECN: SEC Network; SECN+: SEC Network Plus;






Big10N: Big 10 Network

**GAME INFORMATION**




|  |   |   |
|--|---|---|
|  <p><b>2015-16 Record:</b> 3-0<br/> <b>Head Coach:</b> Kevin Stallings<br/> <b>Career Record:</b> 439-269 (22)<br/> <b>VU Record:</b> 316-206 (16)</p> <p><b>2015-16 LEADERS</b><br/> <b>Points:</b> Wade Baldwin IV (14.7)<br/> <b>Rebounds:</b> Luke Kornet (6.7)<br/> <b>Assists:</b> Riley LaChance (4.3)<br/> <b>Blocks:</b> Luke Kornet (2.7)</p> | <p><b>SERIES INFORMATION</b></p> <p><b>Series Record:</b> St. Johns leads, 5-1<br/> <b>Last Meeting:</b> St. John's won a 59-54 decision on November 29, 1977, at Memorial Gym.<br/> <b>Record at Vanderbilt:</b> 1-2<br/> <b>Record at St. John's:</b> 0-3<br/> <b>Record at Neutral Site:</b> NA<br/> <b>Coach Stallings vs. St John's:</b> Coach Stallings has never faced St. John's.</p> |  <p><b>2015-16 Record:</b> 3-0<br/> <b>Head Coach:</b> Chris Mullin<br/> <b>Career Record:</b> 3-0 (1)<br/> <b>St. John's Record:</b> Same</p> <p><b>2015-16 LEADERS</b><br/> <b>Points:</b> Frederico Mussini (16.3)<br/> <b>Rebounds:</b> Felix Balamou (11.0)<br/> <b>Assists:</b> Frederico Mussini (2.7)<br/> <b>Blocks:</b> Yankuba Sima (4.0)</p> |
|--|---|---|

**QUICK HITTERS**

- ★ #17/17 Vanderbilt moved to 3-0 on the season with a 79-72 overtime win over Stony Brook on Thursday night at Memorial Gym. The Commodores trailed for most of the second half before eventually sending the game into overtime and then coming away with the victory in the extra period. Wade Baldwin IV led four players in double figures with a career-high 21 points. Damian Jones (13), Riley LaChance (13), and Matthew Fisher-Davis also scored in double digits.
- ★ The game against Stony Brook featured nine ties and five lead changes.
- ★ The Commodores committed only six turnovers in the game. For the season, Vanderbilt has a 1.8 assist-to-turnover ratio as a team (44 assists, 25 turnovers).
- ★ Five Commodores are averaging double figures on the season, with Baldwin leading the way with 14.7 ppg. Jones (11.7), LaChance (11.0), Jeff Roberson (11.0), and Luke Kornet (10.7) also average double figures.
- ★ Vanderbilt is shooting 48.4% from the floor for the season and 40% from three, while limiting opponents to 36.1% overall and 22.6% from three.
- ★ 2015 will be the Commodores fifth trip to the Maui Invitational. Vanderbilt won the tournament in 1986 behind future five-time NBA Title winner Will Perdue. The Commodores also appeared in 1988, 1995, 2009, and hold an 8-4 all-time record at the event.
- ★ Head Coach Kevin Stallings, the school's all-time winningest coach, is in his 17th season with the Commodores and 22nd overall as a head coach, and is now the dean of SEC coaches. Stallings has 316 career wins at Vanderbilt and 439 overall as a head coach. He has eight 20-win seasons in the last 12 seasons, with 11 total postseason appearances, six NCAA tournaments, and two Sweet 16's (2004 and 2007). He is also one of five SEC coaches to win 300 or more games at one institution, joining Kentucky's Adolph Rupp, Florida's Billy Donovan, and LSU's Dale Brown and Harry Rabenhorst, and is now in 6th place all-time on the SEC wins list.
- ★ The 2015-16 edition of the Vanderbilt Commodores returns 10 letterwinners and four of five starters from a year ago, with 81.6% of the team's scoring output and 77.4% of rebounding returning. Also added to the mix this year is junior Nolan Cressler, who averaged 16.8 points per game as a sophomore at Cornell in 2013-14, and four incoming freshmen who were ranked as the 20th-best recruiting class in the class of 2015.
- ★ Damian Jones was the team's leading scorer and rebounder in 2015-16, averaging 14.5 points and 6.5 rebounds per contest. He scored 20+ points in eight games as a sophomore and finished first in the SEC in field goal percentage, 3rd in blocks (2.0), and 10th in scoring. Jones was named an All-SEC First-Team selection in 2015 and a preseason first-team member by the league's coaches and media prior to this season.
- ★ Riley LaChance led all SEC freshmen in scoring in 2014-15 at 12.3 ppg in all games a year ago, while Wade Baldwin IV led all freshmen in assists with 4.4 per contest. Matthew Fisher-Davis led all SEC freshmen in threes made with 2.1 per game. LaChance and Baldwin were named to the SEC All-Freshman team.
- ★ The Commodores, ranked as the 347th youngest team in the nation out of 351 teams in 2014-15, finished the season strong, going 10-4 in their last 14 games and 8-2 in their last 10 SEC contests.
- ★ The Commodores finished the 2014-15 season with four different players shooting 40% or better from three this season (at least 10 made threes), only the third time since the three-point line came into existence in 1986-87 that a Vanderbilt team has accomplished that. Wade Baldwin IV, Luke Kornet, Jeff Roberson, and Matthew Fisher-Davis all shot 40% or better on the season, with Baldwin leading the way at 43.9%. In 1987-88, five Commodores - Barry Goheen, Barry Booker, Charles Mayes, Scott Draud, and Derrick Wilcox shot above 40%, the most in program history.
- ★ Vanderbilt moved up one spot in the AP poll to #17 this week and four spots in the USA Today poll to #17.

| 0    |    | <p><b>CAMRON JUSTICE</b><br/>G ★ 6-3 ★ 180 ★ Fr. ★ Hindman, Ky.</p> <table border="1"> <thead> <tr> <th>PPG</th> <th>RPG</th> <th>APG</th> <th>SPG</th> <th>BPG</th> <th>MPG</th> </tr> </thead> <tbody> <tr> <td>4.3</td> <td>1.0</td> <td>0.3</td> <td>0.7</td> <td>0.0</td> <td>13.7</td> </tr> </tbody> </table>          | PPG | RPG | APG  | SPG | BPG | MPG | 4.3  | 1.0 | 0.3 | 0.7 | 0.0 | 13.7 | <p><b>NOTES:</b> Scored 8 pts in VU debut...Finished high school career as third-leading scorer (3,588 points) in history of Kentucky High School basketball...As a senior in 2015, he was named the Gatorade Player of the Year and Mr. Basketball for the state of Kentucky.</p>           | <p><b>CAREER HIGHS</b><br/><b>Pts.</b> - 8, vs. APSU (11/13/15)<br/><b>Rebs.</b> - 2, vs. APSU (11/13/15)<br/><b>Ast.</b> - 1, vs. APSU (11/13/15)<br/><b>Min.</b> - 17, vs. G. Webb (11/16/15)</p>                         |
|------|---|---|-----|-----|------|-----|-----|-----|------|-----|-----|-----|-----|------|--|---|
| PPG  | RPG   | APG   | SPG | BPG | MPG  |     |     |     |      |     |     |     |     |      |  |   |
| 4.3  | 1.0   | 0.3   | 0.7 | 0.0 | 13.7 |     |     |     |      |     |     |     |     |      |  |   |
| 2    |    | <p><b>JOE TOYE</b><br/>G/F ★ 6-7 ★ 201 ★ Fr. ★ Chicago, Ill.</p> <table border="1"> <thead> <tr> <th>PPG</th> <th>RPG</th> <th>APG</th> <th>SPG</th> <th>BPG</th> <th>MPG</th> </tr> </thead> <tbody> <tr> <td>5.0</td> <td>1.0</td> <td>0.0</td> <td>0.3</td> <td>0.0</td> <td>7.7</td> </tr> </tbody> </table>              | PPG | RPG | APG  | SPG | BPG | MPG | 5.0  | 1.0 | 0.0 | 0.3 | 0.0 | 7.7  | <p><b>NOTES:</b> Scored seven points vs. Austin Peay and eight vs. G. Webb... Attended Whitney Young High School in Chicago, where he was named as a First-Team All-City selection...Averaged 18.0 points, 7.0 rebounds, 2.0 assists, 2.0 steals, and 1.5 blocks as a senior.</p>            | <p><b>CAREER HIGHS</b><br/><b>Pts.</b> - 8, vs. G. Webb (11/16/15)<br/><b>Rebs.</b> - 3, vs. G. Webb (11/16/15)<br/><b>Ast.</b> -<br/><b>Min.</b> - 10, 2x, last vs. G. Webb (11/16/15)</p>                                 |
| PPG  | RPG   | APG   | SPG | BPG | MPG  |     |     |     |      |     |     |     |     |      |  |   |
| 5.0  | 1.0   | 0.0   | 0.3 | 0.0 | 7.7  |     |     |     |      |     |     |     |     |      |  |   |
| 3    |    | <p><b>LUKE KORNET</b><br/>F ★ 7-1 ★ 240 ★ Jr. ★ Lantana, Texas</p> <table border="1"> <thead> <tr> <th>PPG</th> <th>RPG</th> <th>APG</th> <th>SPG</th> <th>BPG</th> <th>MPG</th> </tr> </thead> <tbody> <tr> <td>10.7</td> <td>6.7</td> <td>1.3</td> <td>0.3</td> <td>2.7</td> <td>22.3</td> </tr> </tbody> </table>          | PPG | RPG | APG  | SPG | BPG | MPG | 10.7 | 6.7 | 1.3 | 0.3 | 2.7 | 22.3 | <p><b>NOTES:</b> Scored 13 points and had career-high 13 rebounds vs. Austin Peay, his 2nd career double-double; also tied career-high in blocks with 4...Scored in double figures in two of three games...Son of Frank Kornet, a former VU basketball standout of his own from 1986-89.</p> | <p><b>CAREER HIGHS</b><br/><b>Pts.</b> - 24, vs. Tenn. St. (11/23/14)<br/><b>Rebs.</b> - 13, vs. APSU (11/13/15)<br/><b>Ast.</b> - 4, 2x, last vs. S.C. (2/7/15)<br/><b>Min.</b> - 34, at Ole Miss (3/8/14)</p>             |
| PPG  | RPG   | APG   | SPG | BPG | MPG  |     |     |     |      |     |     |     |     |      |  |   |
| 10.7 | 6.7   | 1.3   | 0.3 | 2.7 | 22.3 |     |     |     |      |     |     |     |     |      |  |   |
| 4    |    | <p><b>WADE BALDWIN IV</b><br/>G ★ 6-3 ★ 194 ★ So. ★ Belle Mead, N.J.</p> <table border="1"> <thead> <tr> <th>PPG</th> <th>RPG</th> <th>APG</th> <th>SPG</th> <th>BPG</th> <th>MPG</th> </tr> </thead> <tbody> <tr> <td>14.7</td> <td>3.7</td> <td>2.7</td> <td>1.0</td> <td>0.3</td> <td>28.3</td> </tr> </tbody> </table>    | PPG | RPG | APG  | SPG | BPG | MPG | 14.7 | 3.7 | 2.7 | 1.0 | 0.3 | 28.3 | <p><b>NOTES:</b> Named to SEC All-Freshman team in 2014-15...Scored career-high 21 pts vs. Stony Brook...Scored 10+ points in 16 games in 2014-15...One of two freshman guards in nation last season (D'Angelo Russell) that averaged 9 pts, 4 rebs., 4 assists.</p>                         | <p><b>CAREER HIGHS</b><br/><b>Pts.</b> - 21, vs. Stony Brook (11/19/15)<br/><b>Rebs.</b> - 10, vs. S. Dakota St. (3/20/15)<br/><b>Ast.</b> - 10, vs. Tenn. St. (11/23/14)<br/><b>Min.</b> - 44, vs. Tenn. (2/11/15)</p>     |
| PPG  | RPG   | APG   | SPG | BPG | MPG  |     |     |     |      |     |     |     |     |      |  |   |
| 14.7 | 3.7   | 2.7   | 1.0 | 0.3 | 28.3 |     |     |     |      |     |     |     |     |      |  |   |
| 5    |    | <p><b>MATTHEW FISHER-DAVIS</b><br/>G ★ 6-5 ★ 185 ★ So. ★ Charlotte, N.C.</p> <table border="1"> <thead> <tr> <th>PPG</th> <th>RPG</th> <th>APG</th> <th>SPG</th> <th>BPG</th> <th>MPG</th> </tr> </thead> <tbody> <tr> <td>8.7</td> <td>2.3</td> <td>1.7</td> <td>1.0</td> <td>0.0</td> <td>24.7</td> </tr> </tbody> </table> | PPG | RPG | APG  | SPG | BPG | MPG | 8.7  | 2.3 | 1.7 | 1.0 | 0.0 | 24.7 | <p><b>NOTES:</b> Scored season-high 11 pts vs. Stony Brook... Scored career-high 18 points on career-best six made 3FG's at Stanford in NIT Quarters...Started 10 games in 2014-15...Led all SEC freshmen in three's made in 2014-15...Sixth in SEC in 3's made in all games.</p>            | <p><b>CAREER HIGHS</b><br/><b>Pts.</b> - 18, at Stanford (3/24/15)<br/><b>Rebs.</b> - 4, 2x, last vs. Stony Brook (11/19/15)<br/><b>Ast.</b> - 3, 5x, last at Alabama (2/14/15)<br/><b>Min.</b> - 35, vs. Yale (1/3/15)</p> |
| PPG  | RPG   | APG   | SPG | BPG | MPG  |     |     |     |      |     |     |     |     |      |  |   |
| 8.7  | 2.3   | 1.7   | 1.0 | 0.0 | 24.7 |     |     |     |      |     |     |     |     |      |  |   |
| 10   |   | <p><b>NATHAN WATKINS</b><br/>G ★ 6-5 ★ 186 ★ Sr. ★ Brentwood, Tenn.</p> <table border="1"> <thead> <tr> <th>PPG</th> <th>RPG</th> <th>APG</th> <th>SPG</th> <th>BPG</th> <th>MPG</th> </tr> </thead> <tbody> <tr> <td>0.0</td> <td>1.0</td> <td>0.0</td> <td>0.0</td> <td>0.0</td> <td>4.0</td> </tr> </tbody> </table>       | PPG | RPG | APG  | SPG | BPG | MPG | 0.0  | 1.0 | 0.0 | 0.0 | 0.0 | 4.0  | <p><b>NOTES:</b> Walk-on guard from Brentwood, Tenn., who played at Ensworth School in Nashville...Played in 10 games in 2014-15...Played 16 huge minutes at Auburn in '14, scored 7 pts and had 3 rebs...Had career bests in pts, rebs, min., FG's made, 3 FG's made vs. Tigers.</p>        | <p><b>CAREER HIGHS</b><br/><b>Pts.</b> - 7, at Auburn (2/22/14)<br/><b>Rebs.</b> - 4, vs. Miss. St. (3/12/14)<br/><b>Ast.</b> -<br/><b>Min.</b> - 16, at Auburn (2/22/14)</p>   |
| PPG  | RPG   | APG   | SPG | BPG | MPG  |     |     |     |      |     |     |     |     |      |  |   |
| 0.0  | 1.0   | 0.0   | 0.0 | 0.0 | 4.0  |     |     |     |      |     |     |     |     |      |  |   |
| 11   |  | <p><b>JEFF ROBERSON</b><br/>F ★ 6-6 ★ 220 ★ So. ★ Houston, Texas</p> <table border="1"> <thead> <tr> <th>PPG</th> <th>RPG</th> <th>APG</th> <th>SPG</th> <th>BPG</th> <th>MPG</th> </tr> </thead> <tbody> <tr> <td>11.0</td> <td>4.5</td> <td>0.0</td> <td>0.3</td> <td>0.0</td> <td>17.5</td> </tr> </tbody> </table>        | PPG | RPG | APG  | SPG | BPG | MPG | 11.0 | 4.5 | 0.0 | 0.3 | 0.0 | 17.5 | <p><b>NOTES:</b> Scored career-best 18 points vs. Gardner-Webb, tied career-high with 8 rebs...Missed season opener recovering from concussion symptoms...Started 24 games in 2014-15...Left The Kinkaid School as the school's all-time leading scorer with 1,743 points.</p>               | <p><b>CAREER HIGHS</b><br/><b>Pts.</b> - 18, vs. G. Webb (11/16/15)<br/><b>Rebs.</b> - 8, 2x, last vs. G. Webb (11/16/15)<br/><b>Ast.</b> - 4, at Georgia (1/27/15)<br/><b>Min.</b> - 35, vs. LaSalle (11/29/14)</p>        |
| PPG  | RPG   | APG   | SPG | BPG | MPG  |     |     |     |      |     |     |     |     |      |  |   |
| 11.0 | 4.5   | 0.0   | 0.3 | 0.0 | 17.5 |     |     |     |      |     |     |     |     |      |  |   |
| 12   |  | <p><b>DJERY BAPTISTE</b><br/>C ★ 6-10 ★ 235 ★ Fr. ★ Gonaives, Haiti</p> <table border="1"> <thead> <tr> <th>PPG</th> <th>RPG</th> <th>APG</th> <th>SPG</th> <th>BPG</th> <th>MPG</th> </tr> </thead> <tbody> <tr> <td>-</td> <td>-</td> <td>-</td> <td>-</td> <td>-</td> <td>-</td> </tr> </tbody> </table>                   | PPG | RPG | APG  | SPG | BPG | MPG | -    | -   | -   | -   | -   | -    | <p><b>NOTES:</b> Averaged 10 points, 10 rebounds, three blocks, two assists, and one steal in his senior season at Prestonwood Christian Academy in Texas... One of the most physically impressive prospects in the 2015 class... Speaks four languages.</p>                                 | <p><b>CAREER HIGHS</b><br/><b>Pts.</b> -<br/><b>Rebs.</b> -<br/><b>Ast.</b> -<br/><b>Min.</b> -</p>   |
| PPG  | RPG   | APG   | SPG | BPG | MPG  |     |     |     |      |     |     |     |     |      |  |   |
| -    | -   | -   | -   | -   | -    |     |     |     |      |     |     |     |     |      |  |   |
| 13   |  | <p><b>RILEY LACHANCE</b><br/>G ★ 6-2 ★ 182 ★ So. ★ Brookfield, Wis.</p> <table border="1"> <thead> <tr> <th>PPG</th> <th>RPG</th> <th>APG</th> <th>SPG</th> <th>BPG</th> <th>MPG</th> </tr> </thead> <tbody> <tr> <td>11.0</td> <td>2.3</td> <td>4.3</td> <td>1.3</td> <td>0.3</td> <td>27.3</td> </tr> </tbody> </table>     | PPG | RPG | APG  | SPG | BPG | MPG | 11.0 | 2.3 | 4.3 | 1.3 | 0.3 | 27.3 | <p><b>NOTES:</b> Leads team in assists and steals this season...SEC's leading freshmen scorer in 2014-15...Scored in double figures in 24 games...SEC All-Freshman selection... Third on VU's single-season freshman scoring list with 429 points; 4th on assist list (102).</p>             | <p><b>CAREER HIGHS</b><br/><b>Pts.</b> - 26, 2x, last vs. W. Carolina (12/16/14)<br/><b>Rebs.</b> - 7, at St. Louis (12/31/14)<br/><b>Ast.</b> - 8, at Ole Miss (3/7/15)<br/><b>Min.</b> - 42, vs. Yale (1/3/15)</p>        |
| PPG  | RPG   | APG   | SPG | BPG | MPG  |     |     |     |      |     |     |     |     |      |  |   |
| 11.0 | 2.3   | 4.3   | 1.3 | 0.3 | 27.3 |     |     |     |      |     |     |     |     |      |  |   |
| 14   |  | <p><b>CARTER JOSEPHS</b><br/>G ★ 6-0 ★ 180 ★ Sr. ★ San Antonio, Texas</p> <table border="1"> <thead> <tr> <th>PPG</th> <th>RPG</th> <th>APG</th> <th>SPG</th> <th>BPG</th> <th>MPG</th> </tr> </thead> <tbody> <tr> <td>0.0</td> <td>0.0</td> <td>1.0</td> <td>0.0</td> <td>0.0</td> <td>8.0</td> </tr> </tbody> </table>     | PPG | RPG | APG  | SPG | BPG | MPG | 0.0  | 0.0 | 1.0 | 0.0 | 0.0 | 8.0  | <p><b>NOTES:</b> Played in 13 games in 2014-15...Played in 19 games in 2013-14, received first career start at Ole Miss in 2014...Dished out 9 assists, had 1 steal, no turnovers in 16 min. at Auburn in '14...Played season-high 13 minutes vs. S.C. (4 assists) in 2014.</p>              | <p><b>CAREER HIGHS</b><br/><b>Pts.</b> - 2, at Miss. State (2/23/13)<br/><b>Rebs.</b> - 3, vs. Florida (2/25/14)<br/><b>Ast.</b> - 9, at Auburn (2/22/14)<br/><b>Min.</b> - 21, at Ole Miss (3/8/14)</p>                    |
| PPG  | RPG   | APG   | SPG | BPG | MPG  |     |     |     |      |     |     |     |     |      |  |   |
| 0.0  | 0.0   | 1.0   | 0.0 | 0.0 | 8.0  |     |     |     |      |     |     |     |     |      |  |   |
| 20   |  | <p><b>PHILLIP MCGLOIN</b><br/>G ★ 6-1 ★ 183 ★ So. ★ Washington, D.C.</p> <table border="1"> <thead> <tr> <th>PPG</th> <th>RPG</th> <th>APG</th> <th>SPG</th> <th>BPG</th> <th>MPG</th> </tr> </thead> <tbody> <tr> <td>2.0</td> <td>0.5</td> <td>0.0</td> <td>0.0</td> <td>0.0</td> <td>1.5</td> </tr> </tbody> </table>      | PPG | RPG | APG  | SPG | BPG | MPG | 2.0  | 0.5 | 0.0 | 0.0 | 0.0 | 1.5  | <p><b>NOTES:</b> Scored first points of his career on made three vs. Gardner-Webb...Walk-on guard who played in five games in 2014-15...Averaged 0.6 rebounds and 0.2 assists per game...First-year SEC Academic Honor Roll member in 2014-15.</p>   | <p><b>CAREER HIGHS</b><br/><b>Pts.</b> - 3, vs. G. Webb (11/16/15)<br/><b>Rebs.</b> - 2, vs. Penn (12/22/14)<br/><b>Ast.</b> - 1, vs. Missouri (2/21/15)<br/><b>Min.</b> - 3, vs. Penn (12/22/14)</p>                       |
| PPG  | RPG   | APG   | SPG | BPG | MPG  |     |     |     |      |     |     |     |     |      |  |   |
| 2.0  | 0.5   | 0.0   | 0.0 | 0.0 | 1.5  |     |     |     |      |     |     |     |     |      |  |   |
| 21   |  | <p><b>SAMIR SEHIC</b><br/>F ★ 6-9 ★ 247 ★ Fr. ★ Atlanta, Ga.</p> <table border="1"> <thead> <tr> <th>PPG</th> <th>RPG</th> <th>APG</th> <th>SPG</th> <th>BPG</th> <th>MPG</th> </tr> </thead> <tbody> <tr> <td>2.0</td> <td>3.0</td> <td>0.0</td> <td>0.0</td> <td>0.0</td> <td>9.7</td> </tr> </tbody> </table>              | PPG | RPG | APG  | SPG | BPG | MPG | 2.0  | 3.0 | 0.0 | 0.0 | 0.0 | 9.7  | <p><b>NOTES:</b> Scored 2 points and had 7 rebs. in collegiate debut...Averaged 20 points, 14 rebounds, two assists, one block and one steal for Cy Woods High School in Texas...Holds Cy Woods record for points, rebounds, and games played.</p>   | <p><b>CAREER HIGHS</b><br/><b>Pts.</b> - 2, 3x, last vs. S. Brook (11/19/15)<br/><b>Rebs.</b> - 7, vs. APSU (11/13/15)<br/><b>Ast.</b> -<br/><b>Min.</b> - 15, vs. APSU (11/13/15)</p>                                      |
| PPG  | RPG   | APG   | SPG | BPG | MPG  |     |     |     |      |     |     |     |     |      |  |   |
| 2.0  | 3.0   | 0.0   | 0.0 | 0.0 | 9.7  |     |     |     |      |     |     |     |     |      |  |   |



| <b>24</b> |  | <p><b>NOLAN CRESSLER</b><br/>G ★ 6-4 ★ 210 ★ Jr. ★ Pittsburgh, Pa.</p> <table border="1"> <thead> <tr> <th>PPG</th> <th>RPG</th> <th>APG</th> <th>SPG</th> <th>BPG</th> <th>MPG</th> </tr> </thead> <tbody> <tr> <td>5.7</td> <td>3/0</td> <td>1.3</td> <td>0.0</td> <td>0.3</td> <td>18.0</td> </tr> </tbody> </table> | PPG | RPG | APG  | SPG | BPG | MPG | 5.7  | 3/0 | 1.3 | 0.0 | 0.3 | 18.0 | <p><b>NOTES:</b> 6'4 guard who transferred to Vanderbilt from Cornell in the summer of 2014...Averaged 16.8 points, 4.2 rebounds, and 1.6 assists in his sophomore season with the Big Red... Made first start of VU career against Stony Brook.</p>                                     | <p><b>CAREER HIGHS</b><br/><b>Pts.</b> - 34, vs. Brown (2/22/14)<br/><b>Rebs.</b> - 9, 2x, last at Notre Dame (12/1/13)<br/><b>Ast.</b> - 4, 3x, last vs. G. Webb (11/16/15)<br/><b>Min.</b> - 37, 4x, last vs. Brown (2/22/14)</p> |
|-----------|---|---|-----|-----|------|-----|-----|-----|------|-----|-----|-----|-----|------|--|---|
| PPG       | RPG   | APG   | SPG | BPG | MPG  |     |     |     |      |     |     |     |     |      |  |   |
| 5.7       | 3/0   | 1.3   | 0.0 | 0.3 | 18.0 |     |     |     |      |     |     |     |     |      |  |   |
| <b>30</b> |  | <p><b>DAMIAN JONES</b><br/>C ★ 7-0 ★ 245 ★ Jr. ★ Baton Rouge, La.</p> <table border="1"> <thead> <tr> <th>PPG</th> <th>RPG</th> <th>APG</th> <th>SPG</th> <th>BPG</th> <th>MPG</th> </tr> </thead> <tbody> <tr> <td>11.7</td> <td>6.0</td> <td>1.7</td> <td>0.7</td> <td>1.7</td> <td>22.7</td> </tr> </tbody> </table> | PPG | RPG | APG  | SPG | BPG | MPG | 11.7 | 6.0 | 1.7 | 0.7 | 1.7 | 22.7 | <p><b>NOTES:</b> Has scored in double figures in every game this year...1st in SEC in FG% (.562) a year ago...Had 8 20+ games in 2014-15...First-team All-SEC selection... Talled 10+ points in 51 career games...Second on VU sophomore single season scoring list with 506 points.</p> | <p><b>CAREER HIGHS</b><br/><b>Pts.</b> - 24, vs. Trevecca (11/16/14)<br/><b>Rebs.</b> - 15, vs. Tenn. (3/12/15)<br/><b>Ast.</b> - 2, 4x, last vs. Rutgers (11/28/14)<br/><b>Min.</b> - 41, vs. TAMU (2/15/14)</p>                   |
| PPG       | RPG   | APG   | SPG | BPG | MPG  |     |     |     |      |     |     |     |     |      |  |   |
| 11.7      | 6.0   | 1.7   | 0.7 | 1.7 | 22.7 |     |     |     |      |     |     |     |     |      |  |   |
| <b>40</b> |  | <p><b>JOSH HENDERSON</b><br/>C ★ 7-0 ★ 237 ★ GS ★ Roanoke, Va.</p> <table border="1"> <thead> <tr> <th>PPG</th> <th>RPG</th> <th>APG</th> <th>SPG</th> <th>BPG</th> <th>MPG</th> </tr> </thead> <tbody> <tr> <td>3.3</td> <td>2.7</td> <td>0.7</td> <td>0.3</td> <td>0.7</td> <td>14.0</td> </tr> </tbody> </table>     | PPG | RPG | APG  | SPG | BPG | MPG | 3.3  | 2.7 | 0.7 | 0.3 | 0.7 | 14.0 | <p><b>NOTES:</b> Granted sixth year by NCAA in summer of 2015...Scored 5 points apiece in two games this season...Tied for team high with 12 points at Ga. Tech in 2014, a season-best; was 5-5 from floor vs. GT...Graduated with a degree in Economics in May of 2014.</p>             | <p><b>CAREER HIGHS</b><br/><b>Pts.</b> - 13, 3x, last at UK (2/20)<br/><b>Rebs.</b> - 7, 2x, last vs. Providence (11/22/13)<br/><b>Ast.</b> - 4, vs. Bucknell (11/15/11)<br/><b>Min.</b> - 32, 2x, last at Aub (3/2/13)</p>         |
| PPG       | RPG   | APG   | SPG | BPG | MPG  |     |     |     |      |     |     |     |     |      |  |   |
| 3.3       | 2.7   | 0.7   | 0.3 | 0.7 | 14.0 |     |     |     |      |     |     |     |     |      |  |   |

|  |   |                                  |                                   |                                  |                                   |                                  |                                   |                                   |  |
|--|---|----------------------------------|-----------------------------------|----------------------------------|-----------------------------------|----------------------------------|-----------------------------------|-----------------------------------|--|
| <b>BALDWIN NAMED ALL-SEC FRESHMAN</b>  | <p>Baldwin IV was named to the SEC All-Freshman team after finishing the 2014-15 season fifth in the league in assists (4.4) in all games and leading all SEC freshmen in assists. He finished the season 6th in all games in steals (1.5) and 3rd in A/T0 ratio (2.2). In league games only, he finished fifth in steals (1.7), fourth in assists (4.5), and 8th in A/T0 ratio (2.0). He finished tied for 6th all-time on single-season assist list and is VU's all-time freshman leader on the single-season assist list with 155 assists. He recorded 50 steals in 2014-15, the 2nd most in 13 years.</p>   |                                  |                                   |                                  |                                   |                                  |                                   |                                   |  |
| <b>LACHANCE LEADS ALL SEC FRESHMEN</b> | <p>Freshman Riley LaChance, who was named to the All-Freshman team in 2014-15 and a preseason second team All-SEC member this year by the league's coaches, finished the season as the leading freshman scorer in the SEC last year at 12.3 points per game in all games. He finished the season second among all SEC freshmen in three's made per contest at 1.9 per game, which was sixth in the conference overall. LaChance won four SEC Freshman of the Week honors a year ago, which set a new program record. He poured in two consecutive 26-point games against Purdue and Western Carolina, and had three 20+ point games this season. In all, he scored in double figures in 24 contests.</p>  |                                  |                                   |                                  |                                   |                                  |                                   |                                   |  |
| <b>SINGLE-SEASON LISTS</b>             | <ul style="list-style-type: none"> <li>★ Wade Baldwin IV finished tied for 6th all-time on the Vanderbilt single-season assist list with 155 assists, and is the freshman all-time single-season leader in assists.</li> <li>★ Damian Jones had 506 points this season, which is second on Vanderbilt's sophomore single-season scoring list.</li> <li>★ Jones finished 4th on the VU single-season block list with 68.</li> <li>★ Riley LaChance finished third on Vanderbilt's single-season freshman scoring list with 429 points - one of only four Vanderbilt freshman to ever eclipse 400-point barrier. The last Commodore freshman to score 400 or more points in a season was A.J. Ogilvy in 2007-08, when he scored a freshman-record 578 points. LaChance finished with 102 assists, and he is fourth on the single-season freshman assist list. Three of the four all-time freshman assist leaders in program history were on the 2014-15 team (Baldwin, LaChance, Shelton Mitchell).</li> <li>★ LaChance finished tied for 10th on Vanderbilt's single-season free throw percentage list at 87.3%.</li> <li>★ As a team, Vanderbilt's 255 made threes ranks 10th all-time in a single season and its 39.2% clip is ninth in single-season history.</li> <li>★ The 2014-15 team finished with 541 free throws made, which tied for ninth all-time.</li> </ul> |                                  |                                   |                                  |                                   |                                  |                                   |                                   |  |
| <b>CENTER U</b>                        | <p>Vanderbilt has turned into Center University in the last eight seasons, with a center posting double digits in all but one of those seasons. Here's a look at the totals from centers since the 2007-08 season.</p> <table border="0"> <tr> <td>2007-08 - A.J. Ogilvy - 17.0 ppg</td> <td>2011-12 - Festus Ezeli - 10.1 ppg</td> </tr> <tr> <td>2008-09 - A.J. Ogilvy - 15.4 ppg</td> <td>2013-14 - Damian Jones - 11.3 ppg</td> </tr> <tr> <td>2009-10 - A.J. Ogilvy - 13.4 ppg</td> <td>2014-15 - Damian Jones - 14.5 ppg</td> </tr> <tr> <td>2010-11 - Festus Ezeli - 13.0 ppg</td> <td></td> </tr> </table>  | 2007-08 - A.J. Ogilvy - 17.0 ppg | 2011-12 - Festus Ezeli - 10.1 ppg | 2008-09 - A.J. Ogilvy - 15.4 ppg | 2013-14 - Damian Jones - 11.3 ppg | 2009-10 - A.J. Ogilvy - 13.4 ppg | 2014-15 - Damian Jones - 14.5 ppg | 2010-11 - Festus Ezeli - 13.0 ppg |  |
| 2007-08 - A.J. Ogilvy - 17.0 ppg       | 2011-12 - Festus Ezeli - 10.1 ppg   |                                  |                                   |                                  |                                   |                                  |                                   |                                   |  |
| 2008-09 - A.J. Ogilvy - 15.4 ppg       | 2013-14 - Damian Jones - 11.3 ppg   |                                  |                                   |                                  |                                   |                                  |                                   |                                   |  |
| 2009-10 - A.J. Ogilvy - 13.4 ppg       | 2014-15 - Damian Jones - 14.5 ppg   |                                  |                                   |                                  |                                   |                                  |                                   |                                   |  |
| 2010-11 - Festus Ezeli - 13.0 ppg      |   |                                  |                                   |                                  |                                   |                                  |                                   |                                   |  |
| <b>BLOCK PARTY</b>                     | <p>The 2014-15 team blocked 186 shots on the season, which set a new Vanderbilt season record, surpassing the 2008-09 team, which blocked 174 shots that season. The Commodores' 186 blocks ranked 15th nationally for the season. Against Saint Mary's in the NIT First Round, Vanderbilt tied a then-program record with 11 blocks, and then followed that up with a 13-block performance against South Dakota State, which set a new program single-game record.</p>   |                                  |                                   |                                  |                                   |                                  |                                   |                                   |  |
| <b>ASSIST NUMBERS</b>                  | <p>Vanderbilt had 541 assists on the season in 2014-15, which tied the seventh-best season in Commodore history for assists. Wade Baldwin had 155 assists to lead all Commodore players, with Shelton Mitchell registering 103 and Riley LaChance 102, marking only the third time in Commodore history that three players have registered 100 assists or more. Vanderbilt has only had two other seasons in its history in which three players have had 100 or more assists - 1988-89 (Barry Goheen, 130, Barry Booker, 118, Derrick Wilcox, 173) and 1993-94 (Billy McCaffrey, 133, Ronnie McMahan, 108, Frank Seckar, 110). The Commodores also ranked first in the SEC in assist percentage (assists on made baskets) and fourth nationally.</p>  |                                  |                                   |                                  |                                   |                                  |                                   |                                   |  |
| <b>934</b>                             | <p>Vanderbilt has made a 3-pointer in 934 consecutive games, a streak which began at the inception of the 3-point line in 1986-87. The Commodores rank second only to UNLV for the longest streak in Division I basketball. Vanderbilt, UNLV and Princeton are the only three schools in college basketball to have made at least one 3-pointer in every game played since the 3-point line was implemented.</p>  |                                  |                                   |                                  |                                   |                                  |                                   |                                   |  |



## HEAD COACH KEVIN STALLINGS



### THE STALLINGS FILE

**Born:** October 1, 1960  
**High School:** Collinsville (Ill.) '78  
**College:** Bachelor's Degree in Business Management and Marketing, Purdue, '82, Master's Degree in Counseling, Purdue, '85  
**Family:** Wife, Lisa, three children, Jacob (23), Alexa (19), Jordyn (13)

### WINNINGEST COACHES AT VANDERBILT

| Coach                            | Yrs | Record  | Pct  |
|----------------------------------|-----|---------|------|
| 1. Kevin Stallings (1999-)       | 17  | 316-206 | .605 |
| 2. Roy Skinner (1959, 1962-76)   | 16  | 278-135 | .673 |
| 3. Bob Polk (1948-58, 1960-61)   | 13  | 197-106 | .650 |
| 4. C.M. Newton (1982-89)         | 8   | 129-115 | .529 |
| 5. Jan van Breda Kolff (1994-99) | 6   | 104-81  | .562 |
| 6. Josh Cody (1924-27, 1932-36)  | 9   | 98-100  | .495 |
| 7. Eddie Fogler (1990-93)        | 4   | 81-48   | .628 |

### WINNINGEST COACHES AT MEMORIAL GYM

| Coach                            | Yrs | Record |
|----------------------------------|-----|--------|
| 1. Kevin Stallings (2000-)       | 17  | 215-63 |
| 2. Roy Skinner (1959, 1962-76)   | 16  | 181-41 |
| 3. Bob Polk (1948-58, 1960-61)   | 8   | 96-15  |
| 4. C.M. Newton (1982-89)         | 8   | 91-37  |
| 5. Jan van Breda Kolff (1994-99) | 6   | 75-20  |
| 6. Eddie Fogler (1990-93)        | 4   | 54-12  |

### STALLINGS THROUGH THE YEARS

| Year | School          | Position   | W-L   | Conf.  | Postseason               |
|------|-----------------|------------|-------|--------|--------------------------|
| 2016 | Vanderbilt      | Head Coach | 3-0   | -      | -                        |
| 2015 | Vanderbilt      | Head Coach | 21-14 | 9-9    | NIT Quarterfinals        |
| 2014 | Vanderbilt      | Head Coach | 15-16 | 7-11   | -                        |
| 2013 | Vanderbilt      | Head Coach | 16-17 | 8-10   | -                        |
| 2012 | Vanderbilt      | Head Coach | 25-11 | 10-6   | NCAA Third Round         |
| 2011 | Vanderbilt      | Head Coach | 23-11 | 9-7    | NCAA Second Round        |
| 2010 | Vanderbilt      | Head Coach | 24-9  | 12-4   | NCAA First Round         |
| 2009 | Vanderbilt      | Head Coach | 19-11 | 8-8    | -                        |
| 2008 | Vanderbilt      | Head Coach | 26-8  | 10-6   | NCAA First Round         |
| 2007 | Vanderbilt      | Head Coach | 22-12 | 10-6   | NCAA Regional Semifinals |
| 2006 | Vanderbilt      | Head Coach | 17-13 | 7-9    | NIT First Round          |
| 2005 | Vanderbilt      | Head Coach | 20-14 | 8-8    | NIT Quarterfinals        |
| 2004 | Vanderbilt      | Head Coach | 23-10 | 8-8    | NCAA Regional Semifinals |
| 2003 | Vanderbilt      | Head Coach | 11-18 | 3-13   | —                        |
| 2002 | Vanderbilt      | Head Coach | 17-15 | 6-10   | NIT First Round^         |
| 2001 | Vanderbilt      | Head Coach | 15-15 | 4-12   | —                        |
| 2000 | Vanderbilt      | Head Coach | 19-11 | 8-8    | NIT First Round          |
| 1999 | Illinois State  | Head Coach | 16-15 | 7-11   | —                        |
| 1998 | Illinois State  | Head Coach | 25-6  | 16-2●# | NCAA Second Round        |
| 1997 | Illinois State  | Head Coach | 24-6  | 14-4●# | NCAA First Round         |
| 1996 | Illinois State  | Head Coach | 22-12 | 13-5   | NIT Quarterfinals        |
| 1995 | Illinois State  | Head Coach | 20-13 | 13-5   | NIT Second Round         |
| 1994 | Illinois State  | Head Coach | 16-11 | 12-6   | —                        |
| 1993 | Kansas          | Assistant  | 29-7  | 11-3●  | NCAA Final Four          |
| 1992 | Kansas          | Assistant  | 27-5  | 11-3●# | NCAA Second Round        |
| 1991 | Kansas          | Assistant  | 27-8  | 10-4●  | NCAA Final Four*         |
| 1990 | Kansas          | Assistant  | 30-5  | 11-3   | NCAA Second Round        |
| 1989 | Kansas          | Assistant  | 19-12 | 6-8    | —                        |
| 1988 | Purdue          | Assistant  | 29-4  | 16-2●  | NCAA Sweet 16            |
| 1987 | Purdue          | Assistant  | 25-5  | 15-3●  | NCAA Second Round        |
| 1986 | Purdue          | Assistant  | 22-10 | 11-7   | NCAA First Round         |
| 1985 | Purdue          | Assistant  | 20-9  | 12-6   | NCAA First Round         |
| 1984 | Purdue          | Assistant  | 22-7  | 15-3●  | NCAA First Round         |
| 1983 | Purdue          | Assistant  | 21-9  | 11-7   | NCAA Second Round        |
| 1982 | Purdue          | Player     | 18-14 | 11-7   | NIT Final Four           |
| 1981 | Purdue          | Player     | 21-11 | 10-8   | NIT Final Four           |
| 1980 | Purdue          | Player     | 27-8  | 11-7#  | NCAA Final Four*         |
| 1979 | Belleville J.C. | Player     | 28-9  | —      | NJCAA Tournament         |

|  |                |                |
|--|----------------|----------------|
| <b>Totals at Vanderbilt (Head Coach)</b> | <b>316-206</b> | <b>127-135</b> |
| Totals at Illinois State (Head Coach)    | 123-63         | 75-33          |
| <b>Head Coach Totals</b>                 | <b>439-269</b> | <b>202-167</b> |
| Totals at Kansas (Assistant Coach)       | 132-37         | 49-21          |
| Totals at Purdue (Assistant Coach)       | 139-44         |                |
| Totals at Purdue (playing)               | 66-33          |                |

● Regular season conference champions; # Conference tournament champions; \* Lost in National Championship game; ^ Included an Opening Round play-in game that Vanderbilt won over Houston.

|            |   |
|------------|---|
| <b>26</b>  | In 33 seasons, his teams have made 26 tournament appearances, including 19 NCAA berths and three Final Fours.   |
| <b>25</b>  | 20-Win Seasons in his career and 12 conference championships.   |
| <b>8</b>   | 20-Win Seasons in last 12 seasons and total number of 20-win seasons at Vanderbilt, the most of any Commodore coach.                                      |
| <b>316</b> | Number of victories at Vanderbilt. Now winningest all-time Vanderbilt coach, surpassed legendary VU mentor Roy Skinner vs. Lipscomb on November 15, 2013. |
| <b>439</b> | Total victories as a head coach.  |
| <b>3</b>   | SEC Players of the Year in his 15-year tenure - Dan Langhi (2000), Derrick Byars (2007), Shan Foster (2008).  |
| <b>34</b>  | All-SEC Performers during his time at Vanderbilt.   |
| <b>3</b>   | Consecutive trips to the NCAA Tournament (2010, 2011, 2012), the first time Vanderbilt has accomplished the feat.   |
| <b>6</b>   | NCAA Tournaments in the last nine seasons.  |
| <b>2</b>   | Sweet 16 appearances as Commodore mentor (2004, 2007).  |
| <b>45</b>  | At Vanderbilt, all 45 of his seniors either have earned or are currently working toward their college degree.   |
| <b>61</b>  | The Commodores won their first SEC Tournament crown in 61 years after defeating #1 Kentucky in final in 2012.   |
| <b>3</b>   | Only three losing seasons as a player or coach in 33 years.   |



STAT COMPARISON

Table with 3 columns: Stat, VU, SJ. Rows include Record, Scoring Offense, Scoring Defense, Scoring Margin, FG%, 3FG%, Free Throw %, Rebounding, Turnovers/game, Steals, Blocks.

ABOUT ST. JOHNS

Location ..... Queens, N.Y.
Founded ..... 1870
Conference ..... Big East
Enrollment ..... 20,881
Nickname ..... Red Strom
Colors ..... Red and White
Home Arena .. Carnesecca Arena; Madison Square Garden
Athletics Director ..... Joseph Olivia

Basketball Staff

Head Coach ..... Chris Mullin
Record Overall ..... 3-0 (1)
St. John's Record ..... same
Assistant Coaches ... Barry Rohrssen, Matt Abdelmassih, Greg St. Jean

- St. John's enters the game with a 3-0 record after defeating Rutgers, 61-59, at home Thursday night.
• Frederico Mussini leads three players in double figures with 16.3 points per game. Ron Mvouika (12.3) and Durand Johnson (10.7) also average double figures.
• St. John's owns a 5-1 record all-time against Vanderbilt. The last meeting came at Memorial Gym on Nov. 29, 1977, in a game St. John's won, 59-54.
• St. John's finished 21-12, and 10-8 Big East in 2014-15.

VU QUICK FACTS

Location ..... Nashville, Tenn.
Founded ..... 1873
Conference ..... Southeastern
Enrollment ..... 6,738
Nickname ..... Commodores
Colors ..... Black and Gold
Home Arena ..... Memorial Gymnasium (14,316)
Chancellor ..... Nicholas Zeppos
Vice Chancellor ..... David Williams II
Faculty Rep. .... Dr. Susan Went

Athletic Communications

Men's Basketball SID ..... Andy Boggs
Media Relations Address ..... 2601 Jess Neely Dr. Nashville, TN 37212
Office Phone ..... (615) 343-1847
Office Fax ..... (615) 343-7064
E-Mail ..... Andy.Boggs@Vanderbilt.edu

JONES ON WATCH LISTS

Damian Jones has been named to numerous preseason watch lists, including the Wooden Award, given to the nation's top player, the Lute Olson Award, presented to the nation's top Division I player who has played at least two seasons, and the Kareem Abdul-Jabbar Award, given to the nation's top center.

PRESEASON TOURNEYS

Vanderbilt has been quite successful in preseason tournaments, winning three preseason tournaments since 2007 - in 2007, the Commodores won the South Padre Island Invitational, in 2008, the Cancun Challenge, and in 2012, the TicketCity Legends Classic in New Jersey.

NATIONAL RANKINGS IN 2014-15

The Commodores finished in the top 35 nationally in four categories for the 2014-15 season. Vanderbilt finished 15th in blocks, 19th in 3-point FG percentage, 22nd in assists, and 31st in field-goal percentage.

64

Memorial Gym, the oldest gymnasium in the Southeastern Conference, is entering its 64th season this year. The Commodores have a 760-213 all-time record at the arena, and Vanderbilt has had six undefeated seasons at home. Coach Stallings is the building's all-time coaching leader with 213 career victories.

DORES IN TOP 25

The Commodores, currently ranked 17th by the Associated Press, and the Coaches in the USA Today Poll, were ranked in the preseason for the first time since the 2011-12 season and for the seventh time overall. Vanderbilt's highest preseason ranking was 6th prior to the 1964-65 season.

2015-16 TRENDS

Table with 2 columns: Trend, Count. Rows include Winning Opening Tip, Losing Opening Tip, VU Scores First, Opponent Scores First, Leading at Halftime, Trailing at Halftime, Tied at Halftime, Leading with Five Minutes Remaining, Trailing with Five Minutes Remaining, Tied with Five Minutes Remaining, Leading with Two Minutes Remaining, Trailing with Two Minutes Remaining, Tied with Two Minutes Remaining, Overtime, Games Decided by Three Points or Less, Games Decided by 4-10 Points, Games Decided by 11-20 Points, Games Decided by 21-plus Points, VU Shoots 50% or Better, VU Shoots 40% or Better, VU Shoots Lower Than 40%, Opponent Shoots 50% or Better, Opponent Shoots 40% or Better, Opponent Shoots Lower Than 40%, VU Outshoots Opponent, VU Outshot by Opponent, Shoot Same Percentage, VU Scores 70 Points or More, VU Scores Less Than 70 Points, VU Scores 80 Points or More, VU Scores 90 Points or More, Opponent Scores 70 Points or More, Opponent Scores Less Than 70 Points, Opponent Scores 80 Points or More, Opponent Scores 90 Points or More, Makes More 3-Pointers Than Opponent, Makes Fewer 3-Pointers Than Opponent, 3-Pointers are Equal, Outrebounds Opponent, Outrebounded by Opponent, Rebounds are Equal, Playing on National TV, Playing on Regional TV, Online Only, Playing on Weekday, Playing on Weekend, Game Tips Before 6 p.m. CT (afternoons), Game Tips After 6 p.m. CT (evenings), In White Uniforms, In Gold Uniforms, In November, Home, Neutral, Away, Conferences vs. Non-Conference, Ohio Valley, Big South, America East, Lineups Baldwin, LaChance, Fisher-Davis, Kornet, Jones, LaChance, Cressler, Fisher-Davis, Roberson, Jones.



PRESEASON MEDIA CHATTER

AP TOP 25 - WEEK 2

|    |                     |            |            |
|----|---------------------|------------|------------|
| 1  | North Carolina (37) | 2-0        | 1,571      |
| 2  | Kentucky (8)        | 2-0        | 1,520      |
| 3  | Maryland (14)       | 1-0        | 1,496      |
| 4  | Kansas (5)          | 1-0        | 1,415      |
| 5  | Duke                | 2-0        | 1,348      |
| 6  | Virginia (1)        | 1-0        | 1,341      |
| 7  | Iowa State          | 1-0        | 1,189      |
| 8  | Oklahoma            | 0-0        | 1,095      |
| 9  | Wichita St          | 1-0        | 1,043      |
| 10 | Gonzaga             | 0-0        | 1,040      |
| 11 | Villanova           | 1-0        | 1,013      |
| 12 | Arizona             | 1-0        | 973        |
| 13 | Michigan State      | 1-0        | 837        |
| 14 | Indiana             | 1-0        | 763        |
| 15 | California          | 1-0        | 761        |
| 16 | Utah                | 1-0        | 514        |
| 17 | <b>Vanderbilt</b>   | <b>1-0</b> | <b>462</b> |
| 18 | Notre Dame          | 1-0        | 414        |
| 19 | Connecticut         | 1-0        | 373        |
| 20 | Baylor              | 1-0        | 368        |
| 21 | Purdue              | 2-0        | 291        |
| 22 | Butler              | 1-0        | 284        |
| 23 | LSU                 | 1-0        | 283        |
| 24 | Michigan            | 1-0        | 141        |
| 25 | Oregon              | 1-0        | 121        |

Others Receiving Votes

SMU 105, Texas A&M 83, West Virginia 78, Cincinnati 72, Louisville 39, Miami (FL) 37, Wisconsin 25, Providence 14, Dayton 12, Florida State 10, Xavier 10, Valparaiso 8, Iowa 8, Texas 6, Rhode Island 5, BYU 4, Western Illinois 4, Oklahoma State 2, Old Dominion 2, UC Irvine 2, Colorado State 1, Yale 1, Washington 1

USA TODAY POLL - WEEK 2

|    |                     |            |            |
|----|---------------------|------------|------------|
| 1  | North Carolina (16) | 2-0        | 762        |
| 2  | Kentucky (8)        | 2-0        | 759        |
| 3  | Maryland (3)        | 1-0        | 724        |
| 4  | Duke (3)            | 2-0        | 709        |
| 5  | Kansas (2)          | 1-0        | 680        |
| 6  | Virginia            | 1-0        | 649        |
| 7  | Iowa State          | 1-0        | 563        |
| 8  | Oklahoma            | 0-0        | 523        |
| 8  | Villanova           | 1-0        | 523        |
| 10 | Arizona             | 1-0        | 494        |
| 11 | Wichita St          | 1-0        | 465        |
| 12 | Gonzaga             | 0-0        | 462        |
| 13 | Michigan State      | 1-0        | 413        |
| 14 | California          | 1-0        | 365        |
| 15 | Indiana             | 1-0        | 314        |
| 16 | Utah                | 1-0        | 253        |
| 17 | <b>Vanderbilt</b>   | <b>1-0</b> | <b>223</b> |
| 18 | Notre Dame          | 1-0        | 217        |
| 19 | LSU                 | 1-0        | 208        |
| 20 | Butler              | 1-0        | 183        |
| 21 | Baylor              | 1-0        | 177        |
| 22 | West Virginia       | 1-0        | 136        |
| 23 | Purdue              | 2-0        | 135        |
| 24 | Connecticut         | 1-0        | 132        |
| 25 | Michigan            | 1-0        | 105        |

Others Receiving Votes

Cincinnati 45, Oregon 42, Louisville 34, Texas A&M 34, Florida State 18, Wisconsin 13, NC State 8, Xavier 7, Dayton 6, Providence 4, Belmont 4, Davidson 3, Miami (FL) 2, San Diego State 2, Georgetown 1, New Mexico 1, Old Dominion 1, Washington 1

-Consensus Top 20 preseason team

-Wade Baldwin named a breakout candidate by CBSSports.com

**Q:** Wade Baldwin has a 6-10 wingspan and shot 40+% from 3 as a freshman. Do you see him skyrocketing up your big board?

**A:** Baldwin is definitely one of my biggest breakout candidates this season nationally. Vanderbilt has a shot to be really good, and Baldwin will be the maestro of their team after Shelton Mitchell transferred. Few teams are better coached offensively than the Commodores, as Kevin Stallings can really get the most out of a group with the way he can create space with sets on offense. Baldwin will be a rather large beneficiary of that this season, just like he was last year.

Baldwin's a pretty awesome drive and kick player, and it showed last year with his 31.2 assist rate. He's also a strong defensive player due to that quickness and, as you mention, the long arms. He was the only freshman in the country to have a 30-plus assist rate and a 3-plus steal rate last year. Plus, he's a great rebounder for a point guard. That's the basis of his game, before you even get to the jump shot that was so effective last year. I'm still not 100 percent sold on his jumper given that it was the major question about his game coming into his maiden collegiate voyage, but if it keeps up around 40 percent on more attempts that would be the icing on the cake.

Basically, with just marginal growth this year, Baldwin could be looking at an excellent 12 points, five assists, four rebounds, two steals per game line on solid efficiency while leading Vandy to the NCAA Tournament. He's capable of making "the leap" this season. It's just incumbent upon him to do the work necessary to get there. He's already on the NBA's radar, but that kind of improvement would put him in the first round mix over the next two years.

-Coach Stallings named top 10 offensive coach by peers

"His in-game adjustments and adjustments at the halftime are probably the best I've ever seen — and out of timeouts. Plays that, when you scout teams, you watch them play and play and see so many games, but he can draw something out of a timeout that they've never run before, and you've never seen before, and it looks like the same play, but he's never done it."

-Commodores predicted to be the third-best 3-Point Shooting Team in 2015-16 By Bleacher Report.com

-Ken Pomeroy, a prominent college basketball statistician, tweeted: *If you don't have Vandy in your preseason top 25 you are probably a weirdo.*

-Damian Jones projected as a 2016 NBA Lottery Pick

-Damian Jones named starting 5-man in 2015-16 college basketball dream team for Jeff Goodman of ESPN.com.

-Damian Jones named a first-team preseason All-American by Jeff Goodman of ESPN.com.

-Vanderbilt's non-conference schedule named the 3rd toughest in the nation according to ESPN.com

-Vanderbilt named in SI.com's "64 Reasons To Be Excited for 2015-16 Season"

*Vanderbilt basketball is back*

Quietly, the Commodores finished last season ranked No. 36 in kenpom.com's efficiency metrics. A dreadful start to their conference season—they went 1-7 in January—left them off most radars, but they played really well down the stretch and even clawed back to end the season .500 in conference play. Along the way, they bested kenpom.com top-100 teams in Florida, South Carolina, Alabama, Tennessee and Ole Miss. And they came within a bucket of beating Stanford in the NIT. Junior big man Damian Jones and rising sophomores Riley LaChance, Wade Baldwin and Matthew Fisher-Davis all boasted 100+ offensive ratings a year ago, and the Commodores as a team were a top-20 offense. In the second half of conference play last year, Vanderbilt surprised opponents. This season, the Commodores can surprise the country.

-Coach Stallings named 20th-most influential in mid-state sports by Tennessean

-Damian Jones named the fourth top high-impact junior in college basketball for 2015-16.

-Wade Baldwin IV named a top 10 high-impact sophomore in college basketball for 2015-16.

-CBSSports.com's Jon Rothstein named Nolan Cressler a top 20 under-the-radar transfer.



LAST TIME OUT

BOX SCORE VS. STONY BROOK

**Official Basketball Box Score -- Game Totals -- Final Statistics**  
**Stony Brook vs Vanderbilt**  
**11/19/15 7 p.m. at Nashville, Tenn. (Memorial Gym)**

**Stony Brook 72 • 1-1**

| ## | Player             | Total |       |      | 3-Ptr |    |     | Rebounds |     |     | PF | TP | A | TO | Blk | Stl | Min |
|----|--------------------|-------|-------|------|-------|----|-----|----------|-----|-----|----|----|---|----|-----|-----|-----|
|    |                    | FG    | FGA   | FT   | FTA   | FG | FGA | FT       | FTA | Off |    |    |   |    |     |     |     |
| 11 | McGrew, Rayshaun   | f     | 2-9   | 0-0  | 0-0   | 1  | 2   | 3        | 5   | 4   | 0  | 1  | 0 | 1  | 23  |     |     |
| 20 | Warney, Jameel     | f     | 10-18 | 0-0  | 2-3   | 4  | 7   | 11       | 4   | 22  | 0  | 2  | 4 | 0  | 41  |     |     |
| 05 | Walker, Ahmad      | g     | 5-7   | 0-1  | 3-4   | 1  | 4   | 5        | 5   | 13  | 3  | 3  | 0 | 1  | 35  |     |     |
| 10 | Puriefoy, Carson   | g     | 6-16  | 2-9  | 2-3   | 1  | 3   | 4        | 3   | 16  | 4  | 3  | 0 | 0  | 44  |     |     |
| 34 | Woodhouse, Lucas   | g     | 3-7   | 2-6  | 0-0   | 0  | 11  | 11       | 1   | 8   | 4  | 2  | 0 | 0  | 36  |     |     |
| 01 | Thrower, DeShaun   |       | 1-2   | 0-0  | 0-0   | 0  | 0   | 0        | 0   | 2   | 0  | 0  | 0 | 0  | 6   |     |     |
| 12 | Sturdivant, Tyrell |       | 1-3   | 0-0  | 0-0   | 1  | 2   | 3        | 1   | 2   | 0  | 0  | 0 | 0  | 22  |     |     |
| 24 | Nyama, Roland      |       | 1-2   | 0-1  | 1-2   | 0  | 2   | 2        | 2   | 3   | 0  | 2  | 1 | 0  | 14  |     |     |
| 32 | Petras, Jakub      |       | 1-2   | 0-0  | 0-0   | 1  | 1   | 2        | 0   | 2   | 0  | 0  | 0 | 0  | 4   |     |     |
|    | Team               |       |       |      |       | 1  | 1   | 2        |     |     |    |    |   |    |     |     |     |
|    | Totals             |       | 30-66 | 4-17 | 8-12  | 10 | 33  | 43       | 21  | 72  | 11 | 15 | 5 | 2  | 225 |     |     |

FG % 1st Half: 12-29 41.4% 2nd half: 15-29 51.7% OT: 3-8 37.5% Game: 30-66 45.5% Deadball Rebounds 3,1  
 3FG % 1st Half: 2-6 33.3% 2nd half: 2-8 25.0% OT: 0-3 0.0% Game: 4-17 23.5%  
 FT % 1st Half: 8-12 66.7% 2nd half: 0-0 0.0% OT: 0-0 0.0% Game: 8-12 66.7%

**Vanderbilt 79 • 3-0**

| ## | Player               | Total |       |      | 3-Ptr |    |     | Rebounds |     |     | PF | TP | A | TO | Blk | Stl | Min |
|----|----------------------|-------|-------|------|-------|----|-----|----------|-----|-----|----|----|---|----|-----|-----|-----|
|    |                      | FG    | FGA   | FT   | FTA   | FG | FGA | FT       | FTA | Off |    |    |   |    |     |     |     |
| 11 | ROBERSON, Jeff       | f     | 1-2   | 0-0  | 2-2   | 0  | 1   | 1        | 3   | 4   | 0  | 2  | 0 | 1  | 14  |     |     |
| 30 | JONES, Damian        | c     | 6-13  | 0-0  | 1-4   | 0  | 6   | 6        | 3   | 13  | 1  | 2  | 1 | 0  | 29  |     |     |
| 05 | FISHER-DAVIS, Matthe | g     | 3-10  | 1-5  | 4-4   | 0  | 4   | 4        | 1   | 11  | 1  | 0  | 0 | 0  | 34  |     |     |
| 13 | LACHANCE, Riley      | g     | 5-8   | 2-4  | 1-2   | 0  | 1   | 1        | 2   | 13  | 3  | 1  | 1 | 0  | 38  |     |     |
| 24 | CRESSLER, Nolan      | g     | 2-2   | 0-0  | 0-0   | 0  | 1   | 1        | 1   | 4   | 0  | 0  | 0 | 0  | 14  |     |     |
| 00 | JUSTICE, Camron      |       | 1-2   | 0-1  | 0-0   | 0  | 1   | 1        | 0   | 2   | 0  | 0  | 0 | 0  | 9   |     |     |
| 02 | TOYE, Joe            |       | 0-0   | 0-0  | 0-0   | 0  | 0   | 0        | 0   | 0   | 0  | 0  | 0 | 0  | 3   |     |     |
| 03 | KORNET, Luke         |       | 3-13  | 0-5  | 3-4   | 2  | 4   | 6        | 2   | 9   | 1  | 0  | 3 | 0  | 29  |     |     |
| 04 | BALDWIN IV, Wade     |       | 7-12  | 2-3  | 5-6   | 0  | 6   | 6        | 2   | 21  | 2  | 1  | 0 | 2  | 37  |     |     |
| 21 | SEHIC, Samir         |       | 1-2   | 0-0  | 0-0   | 2  | 0   | 2        | 0   | 2   | 0  | 0  | 0 | 0  | 7   |     |     |
| 40 | HENDERSON, Josh      |       | 0-1   | 0-0  | 0-1   | 0  | 1   | 1        | 1   | 0   | 0  | 0  | 0 | 0  | 11  |     |     |
|    | Team                 |       |       |      |       | 3  | 2   | 5        | 1   |     |    |    |   |    |     |     |     |
|    | Totals               |       | 29-65 | 5-18 | 16-23 | 7  | 27  | 34       | 16  | 79  | 8  | 6  | 5 | 3  | 225 |     |     |

FG % 1st Half: 13-33 39.4% 2nd half: 14-27 51.9% OT: 2-5 40.0% Game: 29-65 44.6% Deadball Rebounds 2  
 3FG % 1st Half: 2-10 20.0% 2nd half: 3-8 37.5% OT: 0-0 0.0% Game: 5-18 27.8%  
 FT % 1st Half: 2-5 40.0% 2nd half: 5-8 62.5% OT: 9-10 90.0% Game: 16-23 69.6%

Officials: Karl Hess, Wil Howard, Jacyn Goble  
 Technical fouls: Stony Brook-None. Vanderbilt-TEAM.  
 Attendance: 9819

| Score by periods | 1st | 2nd | OT | Total |
|------------------|-----|-----|----|-------|
| Stony Brook      | 34  | 32  | 6  | 72    |
| Vanderbilt       | 30  | 36  | 13 | 79    |

|        | In | Off | 2nd | Fast | Bench |
|--------|----|-----|-----|------|-------|
| Points |    |     |     |      |       |
| SBU    | 40 | 10  | 14  | 6    | 9     |
| VU     | 40 | 12  | 7   | 12   | 34    |

Last FG - SBU OT-00:26, VU OT-03:13.  
 Largest lead - SBU by 10 1st-12:40, VU by 7 OT-00:02.

Score tied - 9 times.  
 Lead changed - 5 times.

- With the 79-72 overtime win over Stony Brook, Vanderbilt moves to 3-0 on the season.
- The Commodores are now 1-0 in overtime games in 2015-16 and move to 32-22 all-time in overtime games at Memorial Gym.
- Head Coach Kevin Stallings now owns a 439-269 overall record and 316-206 record at VU.
- Thursday's game was the first between the two programs.
- Vanderbilt Starters: Fisher Davis, Roberson, LaChance, Cressler and Jones. It was the first time the Commodores have used that starting lineup this year.
- VU trailed 34-30 going into the second half and 62-56 with 4:11 to play in regulation. Vanderbilt ended the game on a 10-4 run to send the game to overtime, and the Commodores outscored Stony Brook, 13-6, in the overtime period.

**Team Notes**

- Four Commodores scored doubles figures for Vanderbilt: Baldwin (21), LaChance (13), Jones (13) and Fisher Davis (11).
- Vanderbilt shot 44.6% from the floor, 27.8% from the three and 69.6% from the charity stripe.
- The Sea Wolves shot 45.5% from the field and 23.5% from behind-the-arc.
- Stony Brook had 15 turnovers to Vanderbilt's 6, and outrebounded the Commodores, 43 to 34.

**Individual Notes**

- Wade Baldwin IV led the 'Dores with a career-high 21 points. He also had a career-high seven field goals made.
- Riley LaChance had three season-highs in the game in points (13), field goals made (5) and field goal attempts (8). He also played a season-high 38 minutes.
- Baldwin surpassed his season-highs in rebounds (six) and steals (two).
- Matthew Fisher-Davis scored a season-high 11 points and tallied a season-best FG attempts
- Damian Jones scored a season-high 13 points.
- Luke Kornet had a season-high 13 FG attempts in 29 minutes of action.

RECAP

NASHVILLE (AP) -- Back in August, Vanderbilt coach Kevin Stallings warned his team about the third game of the season.

He was right. The 17th-ranked Commodores needed a late rally to beat unheralded Stony Brook 79-72 in overtime on Thursday night. "In our first team meeting in August I told them that we had a game the night before we left for Maui that they didn't have any idea how difficult it was going to be," said Stallings, whose team next plays in the Maui Invitational in Hawaii. "Well, they found out. So I knew, they didn't."

A bruised back kept Wade Baldwin IV out of the starting lineup for the first time in 22 games, but he still led the Commodores (3-0) with 21 points off the bench. Baldwin also gave teammate Damian Jones a pep talk during a timeout late in the game. He told Jones he was the best player on the floor and he needed to start acting like it.

Jones bounced back from a slow start with 13 points and six rebounds. "There have been too many upsets in college basketball right now and we didn't want to be the other upset, so we had to give it our all," Baldwin said. "And they were playing an incredible game against us."

Vanderbilt (3-0) outscored Stony Brook 13-6 in overtime, as the Commodores hit 9 of 10 from the foul line. Stony Brook's Carson Puriefoy made a layup with one second left in regulation to send the game into overtime tied at 66. He finished with 16 points for the Seawolves (1-1).

Vanderbilt's Riley LaChance had 13 points and Matthew Fisher-Davis scored 11. Commodores forward Luke Kornet, who missed the last 22 minutes of Monday's win over Gardner-Webb with a sprained ankle, scored nine.

"I thought the crowd affected us down the stretch with a couple last-second clock violations, but it was a good college basketball game," Seawolves coach Steve Pikiell said. "You've got to make 3s and we didn't do that tonight."

Stony Brook went 4 of 17 from beyond the arc and Vanderbilt wasn't much better at 5 of 18. Jameel Warney, a two-time America East player of the year, led the Seawolves with 22 points and 11 rebounds. He led the nation in double-doubles (24) and total rebounds (409) last season.

Warney, a 6-foot-8 forward, and Jones, a 7-foot center, are both NBA prospects. "I thought he was really good," Warney said. "I felt like I played him to the best of my abilities and he got some easy shots I guess because of the height difference, but he played a great game and I felt like I played a pretty good game. So it was an even matchup."

Stony Brook's Ahmad Walker added 13 points and Lucas Woodhouse grabbed 11 rebounds. After trailing by as many as 10 in the second half, LaChance's 3-pointer tied the score at 62 for Vanderbilt with 2:16 left in regulation.

Stony Brook tied it at 64 on Warney's jumper with 1:21 remaining in regulation and a layup by Jones gave Vanderbilt a 66-64 lead with 1:01 left. But Puriefoy's layup tied it and led to the overtime. Stony Brook made seven of its first 12 shots to take a 19-9 lead on Puriefoy's jumper with 12:40 left in the first half.

It was the opposite of the Commodores' first two games when they started with big leads in wins over Austin Peay and Gardner-Webb.



# 2015-16 Roster

| No. | Name                 | Pos. | Ht.  | Wt. | Cl.-Yr      | Hometown (Previous School)                      |
|-----|----------------------|------|------|-----|-------------|---|
| 0   | Camron Justice       | G    | 6-3  | 180 | Fr. - 1st   | Hindman, Ky. (Knott County Central)             |
| 2   | Joe Toye             | G/F  | 6-7  | 201 | Fr. - 1st   | Chicago, Ill. (Whitney Young)                   |
| 3   | Luke Kornet          | F    | 7-1  | 240 | Jr. - 3rd   | Lantana, Texas (Liberty Christian)              |
| 4   | Wade Baldwin IV      | G    | 6-3  | 194 | So. - 2nd   | Belle Mead, N.J. (St. Joseph)                   |
| 5   | Matthew Fisher-Davis | G    | 6-5  | 185 | So. - 2nd   | Charlotte, N.C. (Butler)                        |
| 10  | Nathan Watkins       | G    | 6-5  | 186 | Sr. - 4th   | Brentwood, Tenn. (Ensworth School)              |
| 11  | Jeff Roberson        | F    | 6-6  | 220 | So. - 2nd   | Houston, Texas (The Kinkaid School)             |
| 12  | Djery Baptiste       | C    | 6-10 | 235 | Fr. - 1st   | Gonaives, Haiti (Prestonwood Christian (Texas)) |
| 13  | Riley LaChance       | G    | 6-2  | 182 | So. - 2nd   | Brookfield, Wis. (Brookfield Central)           |
| 14  | Carter Josephs       | G    | 6-0  | 180 | Sr. - 4th   | San Antonio, Texas (Tom C. Clark)               |
| 20  | Phillip McGloin      | G    | 6-1  | 183 | So. - 2nd   | Washington, D.C. (Mercersburg Academy)          |
| 21  | Samir Sehic          | F    | 6-9  | 247 | Fr. - 1st   | Atlanta, Ga. (Cy Woods (Texas))                 |
| 24  | Nolan Cressler       | G    | 6-4  | 210 | R-Jr. - 2nd | Pittsburgh, Pa. (Cornell)                       |
| 30  | Damian Jones         | C    | 7-0  | 245 | Jr. - 3rd   | Baton Rouge, La. (Scotlandville Magnet)         |
| 40  | Josh Henderson       | C    | 7-0  | 237 | R-Sr. - 6th | Roanoke, Va. (Cave Spring)                      |

## COACHING STAFF

Head Coach..... **Kevin Stallings** (Purdue, 1982) - 17th  
 Assistant Coach..... **Adam Cohen** (Arizona, 2008) - 2nd  
 Assistant Coach..... **Derrick Jones** (Samford, 2001) - 2nd  
 Assistant Coach..... **Tom Richardson** (St. Xavier (Ill.), 1977) - 13th  
 Director of Operations..... **Dan Cage** (Vanderbilt, 2007) - 6th

## SUPPORT STAFF

Athletic Communications Dir. .... **Andy Boggs** (Florida State, 1998)  
 Academic Support..... **Neal Clark** (Kentucky, 1992)  
 Athletic Trainer..... **Shannon Gordon** (Indiana State, 1992)  
 Strength and Conditioning..... **Garry Christopher** (Baylor, 2009)

## PRONUNCIATION GUIDE

Djery Baptiste..... **Jerry - Bap-TEEST**  
 Luke Kornet..... **Kor-NET**  
 Jeff Roberson..... **ROE-ber-son**  
 Samir Sehic..... **Sa-MEER Se-HICH**

## ROSTER BY CLASS

**Seniors (3)**  
**Josh Henderson**..... Roanoke, Va.  
**Carter Josephs**..... San Antonio, Texas  
**Nathan Watkins**..... Nashville, Tenn.

**Juniors (3)**  
**Damian Jones**..... Baton Rouge, La.  
**Luke Kornet**..... Lantana, Texas  
**Nolan Cressler**..... Pittsburgh, Pa.

**Sophomores (5)**  
**Wade Baldwin IV**..... Belle Mead, N.J.  
**Matthew Fisher-Davis**..... Charlotte, N.C.  
**Riley LaChance**..... Brookfield, Wisc.  
**Phillip McGloin**..... Washington, D.C.  
**Jeff Roberson**..... Houston, Texas

**Freshman (4)**  
**Djery Baptiste**..... Gonaives, Haiti  
**Camron Justice**..... Hindman, Ky.  
**Samir Sehic**..... Atlanta, Ga.  
**Joe Toye**..... Chicago, Ill.

**MEMORIAL MAGIC - THE HOME TO VANDERBILT HOOPS SINCE 1952**

**HISTORIC MEMORIAL GYMNASIUM IN 63RD SEASON**

Storied Memorial Gymnasium is in its 63rd season as the host venue of Vanderbilt basketball. The SEC's most historic hoops setting has played host to more than 950 men's contests as well as the 1984 and 1991 SEC Tournaments and 40 men's and women's NCAA Tournament contests (since the early 1980s).

As the oldest gymnasium in the SEC, Memorial Gymnasium is renowned for its end zone benches, raised floor and unique atmosphere. It was dedicated in 1952 as a memorial to all Vanderbilt men and women who served in World War II. It was built by the late master architect Edwin Keeble, who was commissioned to build a combination gymnasium/concert hall.

|               |  |
|---------------|--|
| <b>.780</b>   | All-time winning percentage at Memorial Gym (761-213).                                       |
| <b>215</b>    | Career wins at Memorial Gym for Kevin Stallings, and is the facility's all-time wins leader. |
| <b>.900</b>   | Winning percentage against non-conference opponents since 1990 (199-22).                     |
| <b>133-15</b> | Stallings' non-conference record at home.  |
| <b>6</b>      | Undefeated seasons at home.  |

**Winningest Coaches at Memorial Gymnasium**

| Coach                                   | Yrs       | Record        |
|---|-----------|---------------|
| <b>1 Kevin Stallings (2000-Present)</b> | <b>17</b> | <b>215-63</b> |
| 2. Roy Skinner (1959, 1962-76)          | 16        | 181-41        |
| 3. Bob Polk (1948-58, 1960-61)          | 8         | 96-15         |
| 4. C.M. Newton (1982-89)                | 8         | 91-37         |
| 5. Jan van Breda Kolff (1994-99)        | 6         | 75-20         |
| 6. Eddie Fogler (1990-93)               | 4         | 54-12         |

**Stallings' Year-By-Year Record At Memorial Gym**

| Year    | Won | Lost |
|---------|-----|------|
| 2015-16 | 3   | 0    |
| 2014-15 | 15  | 4    |
| 2013-14 | 10  | 6    |
| 2012-13 | 9   | 6    |
| 2011-12 | 13  | 5    |
| 2010-11 | 14  | 3    |
| 2009-10 | 14  | 2    |
| 2008-09 | 13  | 4    |
| 2007-08 | 19  | 0    |
| 2006-07 | 14  | 3    |
| 2005-06 | 10  | 6    |
| 2004-05 | 17  | 2    |
| 2003-04 | 15  | 2    |
| 2002-03 | 10  | 6    |
| 2001-02 | 13  | 4    |
| 2000-01 | 12  | 7    |
| 1999-00 | 14  | 3    |

**ANNUAL ATTENDANCE FIGURES**

| Year                 | All Games | Attendance | Average | NCAA Rank | SEC Games | SEC Attendance | Average |
|----------------------|-----------|------------|---------|-----------|-----------|----------------|---------|
| 2015-16              | 3         | 29,663     | 9,888   | -         | -         | -              | -       |
| 2014-15              | 19        | 168,377    | 8,862   | 51        | 9         | 88,830         | 9,870   |
| 2013-14              | 16        | 152,539    | 9,534   | 45        | 9         | 92,455         | 10,273  |
| 2012-13              | 15        | 159,557    | 10,637  | 36        | 9         | 100,986        | 11,221  |
| 2011-12              | 18        | 246,561    | 13,698  | 18        | 8         | 112,368        | 14,046  |
| 2010-11              | 17        | 234,632    | 13,802  | 18        | 8         | 114,346        | 14,293  |
| 2009-10              | 16        | 217,965    | 13,623  | 21        | 8         | 113,539        | 14,192  |
| 2008-09              | 17        | 225,686    | 13,276  | 25        | 8         | 112,833        | 14,104  |
| 2007-08              | 19        | 254,954    | 13,418  | 22        | 8         | 113,713        | 14,214  |
| 2006-07              | 17        | 204,511    | 12,030  | 31        | 8         | 109,043        | 13,630  |
| 2005-06              | 16        | 195,159    | 12,197  | 24        | 8         | 108,258        | 13,532  |
| 2004-05 <sup>^</sup> | 19        | 191,678    | 10,088  | 43        | 8         | 105,357        | 13,170  |
| 2003-04              | 17        | 192,301    | 11,312  | 33        | 8         | 106,990        | 13,374  |
| 2002-03              | 16        | 153,123    | 9,570   | 46        | 8         | 96,906         | 12,113  |
| 2001-02              | 17        | 150,325    | 8,843   | 50        | 8         | 93,873         | 11,734  |
| 2000-01              | 19        | 186,468    | 9,814   | 45        | 8         | 102,055        | 12,757  |
| 1999-00*             | 18        | 197,770    | 10,987  | 30        | 8         | 106,741        | 13,343  |
| 1998-99              | 16        | 192,538    | 12,034  | 26        | 8         | 106,128        | 13,266  |
| 1997-98              | 16        | 213,974    | 13,373  | 21        | 8         | 117,819        | 14,727  |
| 1996-97              | 16        | 207,771    | 12,986  | 25        | 8         | 120,214        | 15,027  |
| 1995-96              | 18        | 226,354    | 12,575  | 28        | 8         | 112,996        | 14,125  |
| 1994-95              | 13        | 183,042    | 14,080  | 17        | 8         | 118,932        | 14,867  |
| 1993-94              | 16        | 223,997    | 14,000  | 15        | 8         | 121,345        | 15,168  |
| 1992-93              | 14        | 212,156    | 15,154  | 11        | 8         | 122,536        | 15,317  |
| 1991-92              | 17        | 210,585    | 12,387  | 29        | 8         | 115,104        | 14,388  |
| 1990-91              | 16        | 214,638    | 13,415  | 19        | 9         | 133,482        | 14,831  |
| 1989-90              | 19        | 259,992    | 13,684  | 18        | 9         | 136,136        | 15,126  |
| 1988-89              | 15        | 224,657    | 14,977  | 13        | 9         | 137,212        | 15,246  |
| 1987-88              | 16        | 223,747    | 13,984  | 14        | 9         | 138,393        | 15,377  |
| 1986-87              | 17        | 226,343    | 13,314  | 14        | 9         | 130,854        | 14,539  |
| 1985-86              | 15        | 200,806    | 13,387  | 14        | 9         | 128,059        | 14,229  |
| 1984-85              | 16        | 194,390    | 12,149  | 17        | 9         | 122,514        | 13,613  |
| 1983-84              | 18        | 249,292    | 13,850  | 10        | 9         | 135,546        | 15,050  |
| 1982-83              | 17        | 237,584    | 13,976  | 9         | 9         | 135,418        | 15,046  |
| 1981-82              | 14        | 202,225    | 14,445  | 9         | 9         | 131,699        | 14,633  |
| 1980-81              | 15        | 227,478    | 15,165  | 9         | 9         | 136,436        | 15,160  |
| 1979-80              | 15        | 228,029    | 15,202  | 5         | 9         | 138,754        | 15,417  |
| 1978-79              | 14        | 215,330    | 15,380  | 5         | 9         | 139,930        | 15,547  |
| 1977-78              | 14        | 207,375    | 14,813  | 5         | 9         | 134,232        | 14,915  |
| 1976-77              | 15        | 211,966    | 14,131  | 4         | 9         | 149,108        | 16,568  |
| 1975-76              | 13        | 180,901    | 13,915  | -         | 9         | 135,375        | 15,042  |
| 1974-75              | 12        | 178,527    | 14,877  | -         | 9         | 134,304        | 14,923  |
| 1973-74              | 12        | 182,728    | 15,227  | -         | 9         | 140,252        | 15,584  |
| 1972-73              | 12        | 173,567    | 14,464  | -         | 9         | 131,193        | 14,577  |
| 1971-72              | 12        | 156,778    | 13,065  | -         | 9         | 120,172        | 13,352  |
| 1970-71              | 12        | 170,634    | 14,220  | -         | 9         | 130,260        | 14,473  |
| 1969-70              | 12        | 176,763    | 14,730  | -         | 9         | 135,745        | 14,861  |
| 1968-69              | 12        | 126,896    | 10,575  | -         | 9         | 95,300         | 10,589  |
| 1967-68              | 12        | 129,722    | 10,810  | -         | 9         | 96,274         | 10,697  |
| 1966-67              | 12        | 105,492    | 8,791   | -         | 9         | 79,173         | 8,797   |
| 1965-66              | 12        | 106,022    | 8,835   | -         | 9         | 62,368         | 8,910   |
| 1964-65              | 12        | 98,821     | 8,235   | -         | 9         | 65,712         | 8,214   |
| 1963-64              | 12        | 84,827     | 7,069   | -         | 6         | 35,684         | 5,947   |
| 1962-63              | 12        | 75,261     | 6,272   | -         | 6         | 46,183         | 6,598   |
| 1961-62              | 13        | 73,640     | 5,665   | -         | 8         | 47,357         | 5,920   |
| 1960-61              | 13        | 74,187     | 5,707   | -         | 7         | 45,549         | 6,507   |
| 1959-60              | 14        | 76,199     | 5,443   | -         | 8         | 46,064         | 5,758   |

<sup>^</sup> First year capacity increased from 14,168 to 14,316; \* First year capacity decreased from 15,311 to 14,168



**VANDERBILT BASKETBALL  
QUICK HITTERS**

- This is the 113th year of Vanderbilt basketball, with the first season taking place in 1900-01. There were no teams in 1904-05 and 1905-06.
- The Commodores have been to 13 NCAA Tournaments and 12 NIT's. Vanderbilt advanced to the Elite 8 in 1965 (field of 23), and the Sweet 16 in 1988, 1993, 2004, and 2007. The Commodores captured the NIT Championship in 1990 and finished runner-up in 1994.
- The Commodores are a charter member of the SEC, with the 2015-16 season being the 82nd year in the conference.
- Vanderbilt is the only private institution in the SEC with the lowest enrollment of any of the 14 schools (6,738).
- Vanderbilt's Perry Wallace became the first African-American scholarship basketball player in the SEC when he took the court in 1967.
- The Commodores have 43 career 1,000-point scorers, with Shan Foster (2004-08) the all-time leading scorer with 2,011 career points.
- Vanderbilt has had 12 All-Americans since 1950. They are: Billy Joe Adcock (1950), Clyde Lee (1965), Tom Hagan (1969), Jan van Breda Kolff (1974), Will Perdue (1988), Billy McCaffrey (1993), Dan Langhi (2000), Matt Freije (2004), Derrick Byars (2007), Shan Foster (2008), and John Jenkins (2011).
- The Commodores had three players drafted in the first 31 picks of the 2012 NBA Draft - John Jenkins, Atlanta, 23rd pick, Festus Ezeli, Golden State, 30th pick, Jeffery Taylor, Charlotte, 31st pick - the most by the Commodores in one draft. In all, 35 Vanderbilt players have been selected in the NBA Draft since 1950.
- The Commodores ended a 61-year SEC Tournament drought in 2012 by claiming the tournament championship in New Orleans, the team's first SEC championship since 1951.
- Coach Stallings is the winningest coach in Vanderbilt history after surpassing legendary mentor Roy Skinner on November 15, 2013, against Lipscomb.
- Stallings has led his Commodore teams to 12 postseason tournaments since his arrival in 1999 and has had eight 20+-win seasons. His 2004 and 2007 teams advanced to the Sweet 16 for the first time since the tournament expanded to 64+ teams.
- Stallings has appeared in the NCAA Tournament six times, including a stretch of three consecutive appearances from 2010-2012. It was the first time in school history that Vanderbilt has advanced to three consecutive NCAA Tournaments.
- All three of the university's top all-time scorers played for Coach Stallings (Foster, Jeffery Taylor, Matt Freije). John Jenkins, who is 10th on the list, also played for him.
- Vanderbilt's intercollegiate athletics teams are nicknamed the Commodores, in honor of the nickname given to founder Cornelius Vanderbilt, who made his fortune in shipping. Vanderbilt donated \$1 million to begin "Central University" in 1875 - the campus was later renamed for Cornelius because of his generosity. Cornelius never stepped foot on the campus that bears his namesake.

**INS AND OUTS**

| Career Games Played  |       | Starts | Cons. Starts |
|----------------------|-------|--------|--------------|
| Player               | Games |        |              |
| Josh Henderson       | 76    | 26     | 0            |
| Damian Jones         | 69    | 65     | 7            |
| Luke Kornet          | 68    | 18     | 0            |
| Carter Josephs       | 41    | 1      | 0            |
| Wade Baldwin IV      | 38    | 25     | 21           |
| Riley LaChance       | 38    | 38     | 38           |
| Matthew Fisher-Davis | 37    | 14     | 13           |
| Jeff Roberson        | 35    | 25     | 1            |
| Nathan Watkins       | 28    | 0      | 0            |
| Philip McGloin       | 7     | 0      | 0            |
| Camron Justice       | 3     | 0      | 0            |
| Samir Sehic          | 3     | 0      | 0            |
| Joe Toye             | 3     | 0      | 0            |

| Double-Digit Scoring Games |                 |         |         |
|----------------------------|-----------------|---------|---------|
| Player                     | Career (Record) | '15-16  | Cons.   |
| Damian Jones               | 51 (29-22)      | 3 (3-0) | 3 (3-0) |
| Riley LaChance             | 26 (19-7)       | 2 (2-0) | 2 (2-0) |
| Luke Kornet                | 23 (15-8)       | 2 (2-0) | -       |
| Wade Baldwin IV            | 18 (15-3)       | 2 (2-0) | 1 (1-0) |
| Josh Henderson             | 12 (7-5)        | -       | -       |
| Matthew Fisher-Davis       | 11 (8-3)        | 1 (1-0) | 1 (1-0) |
| Jeff Roberson              | 3 (2-1)         | 1 (1-0) | -       |

| Double-Digit Rebounding Games |         |         |       |
|-------------------------------|---------|---------|-------|
| Player                        | Career  | '15-16  | Cons. |
| Damian Jones                  | 5 (2-3) | -       | -     |
| Luke Kornet                   | 3 (3-0) | 1 (1-0) | -     |
| Wade Baldwin IV               | 1 (1-0) | -       | -     |

| Double-Digit Assist Games |         |         |       |
|---------------------------|---------|---------|-------|
| Player                    | Career  | '15-16  | Cons. |
| Wade Baldwin IV           | 1 (1-0) | -       | -     |
| Double-Doubles            |         |         |       |
| Player                    | Career  | '15-16  | Cons. |
| Damian Jones              | 6 (2-4) | -       | -     |
| Luke Kornet               | 2 (2-0) | 1 (1-0) | -     |

**SEC PRESEASON POLL**

**Preseason Media Poll, Pts**

1. Kentucky, 406
2. Vanderbilt, 357
3. Texas A&M, 344
4. LSU, 333
5. Georgia, 266
6. Florida, 258
7. South Carolina, 204
8. Mississippi State, 203
9. Ole Miss, 184
10. Auburn, 168
11. Arkansas, 118
12. Tennessee, 86
13. Alabama, 85
14. Missouri, 33

**First Team All-SEC**

Danuel House - Texas A&M, G, 6-7, 212, Sr., Fresno, Texas  
**Damian Jones - Vanderbilt, C, 7-0, 245, Jr., Baton Rouge, La.**  
 Skal Labissiere - Kentucky, F, 6-11, 225, Fr., Port-au-Prince, Haiti  
 Stefan Moody - Ole Miss, G, 5-10, 179, Sr., Kissimmee, Fla.  
 Ben Simmons - LSU, F, 6-10, 225, Fr., Melbourne, Australia  
 Tyler Ullis - Kentucky, G, 5-9, 160, So., Lima, Ohio

**Second Team All-SEC**

Dorian Finney-Smith - Florida, F, 6-8, 220, Sr., Portsmouth, Va.  
 Malik Newman - Mississippi State, G, 6-3, 178, Fr., Jackson, Miss.  
 Charles Mann - Georgia, G, 6-5, 215, Sr., Alpharetta, Ga.  
 Alex Poythress - Kentucky, F, 6-8, 230, Sr., Clarksville, Tenn.  
 Tim Quarterman - LSU, G, 6-6, 190, Jr., Savannah, Ga.  
 Alex Caruso - Texas A&M, G, 6-5, 186, Sr., College Station, Texas

**SEC Player of the Year:** Ben Simmons, LSU

**SEC STANDINGS**

**2015-16 SEC STANDINGS (11/20)**

|                   | SEC        | Pct.        | All        | Pct.        |
|-------------------|------------|-------------|------------|-------------|
| Florida           | 0-0        | .000        | 2-0        | 1.00        |
| Kentucky          | 0-0        | .000        | 3-0        | 1.00        |
| LSU               | 0-0        | .000        | 3-0        | 1.00        |
| S. Carolina       | 0-0        | .000        | 2-0        | 1.00        |
| Texas A&M         | 0-0        | .000        | 3-0        | 1.00        |
| <b>Vanderbilt</b> | <b>0-0</b> | <b>.000</b> | <b>3-0</b> | <b>1.00</b> |
| Ole Miss          | 0-0        | .000        | 2-1        | .667        |
| Missouri          | 0-0        | .000        | 2-1        | .667        |
| Tennessee         | 0-0        | .000        | 2-1        | .667        |
| Alabama           | 0-0        | .000        | 1-1        | .500        |
| Arkansas          | 0-0        | .000        | 1-1        | .500        |
| Auburn            | 0-0        | .000        | 1-1        | .500        |
| Mississippi St.   | 0-0        | .000        | 1-2        | .333        |
| Georgia           | 0-0        | .000        | 0-1        | .000        |

**SEC STATS**

**VU TEAM SEC RANKINGS (11/20)**

| Category        | All          |
|-----------------|--------------|
| Scoring         | T-3rd (85.7) |
| Scoring Defense | 2nd (58.3)   |
| Scoring Margin  | 3rd (+27.3)  |
| FT%             | 10th (.671)  |
| FG%             | 6th (.484)   |
| FG% Defense     | 3rd (.361)   |
| 3FG%            | T-3rd (.400) |
| 3FG% Defense    | 1st (.226)   |
| 3FG Made        | T-6th (8.0)  |
| Rebound Margin  | T-7th (+2.3) |
| Blocks          | 4th (6.0)    |
| Assists         | 5th (14.7)   |
| Steals          | T-12th (6.0) |
| Turnover Margin | 1st (+7.7)   |
| Assist/TO Ratio | 1st (1.8)    |

**VU INDIVIDUAL SEC RANKINGS (11/20)**

|                       |              |
|-----------------------|--------------|
| <b>Damian Jones</b>   | <b>Total</b> |
| Blocks                | T-10th (1.7) |
| <b>Luke Kornet</b>    | <b>Total</b> |
| Blocks                | T-4th (2.7)  |
| <b>Riley LaChance</b> | <b>Total</b> |
| 3FG%                  | T-5th (.500) |
| A/TO Ratio            | 4th (3.3)    |



Game 1 • Nov. 13, 2015

Austin Peay ..... 41
at Vanderbilt ..... 80
Nashville, Tenn. (Memorial Gym)

Austin Peay 41 • 0-1

Table with columns: #, Player, FG, 3-PT, Rebounds, PF, TP, A, TO, Blk, Stl, Min. Includes player stats for Austin Peay and team totals.

FG % 1st Half: 7-39 17.9% 2nd half: 7-25 28.0% Game: 14-64 21.9%
3FG % 1st Half: 1-8 12.5% 2nd half: 0-8 0.0% Game: 1-16 6.3%
FT % 1st Half: 0-0 0.0% 2nd half: 1-7 14.3% Game: 1-19 5.3%

Vanderbilt 80 • 1-0

Table with columns: #, Player, FG, 3-PT, Rebounds, PF, TP, A, TO, Blk, Stl, Min. Includes player stats for Vanderbilt and team totals.

FG % 1st Half: 19-33 57.6% 2nd half: 13-29 44.8% Game: 32-72 44.4%
3FG % 1st Half: 5-12 41.7% 2nd half: 3-7 42.9% Game: 8-19 42.1%
FT % 1st Half: 4-6 66.7% 2nd half: 4-9 44.4% Game: 8-15 53.3%

Score by periods table for Game 1 showing 1st, 2nd, and Total scores for both teams.

NASHVILLE - The 18th-ranked Vanderbilt Commodores know how to start off a season strong, and tuning up with scrimmages against North Carolina and Virginia certainly helped.

Luke Kornet had 13 points and 13 rebounds and No. 18 Vanderbilt routed Austin Peay 80-41 on Friday night in the opening round of the Maui Invitational and the season opener for both teams. The Commodores opened the game scoring the first 21 points and hit their first nine shots inside the arc.

"We've had a couple scrimmages against two of the best teams in the country, and I'm not surprised we were on our game because we've been on our game most of the fall," Vanderbilt coach Kevin Stallings said.

Vanderbilt came into the season ranked for the first time since the 2011-12 season and only the seventh time ever. Stallings has four starters back from the team that went 21-14 and won 10 of its final 14 games before losing in the NIT quarterfinals.

Wade Baldwin IV led Vandy with 14 points, and Damian Jones added 12. The Commodores will play St. John's in Maui on Nov. 23.

Khalil Davis scored 10 Points for Austin Peay. This was one of two guarantee games for Austin Peay, from the Ohio Valley Conference, this season, and coach Dave Loos said the Commodores putting a pair of 7-footers on the court early affected his Governors.

"We obviously got off to a terrible start, and Vanderbilt got off to a great start," Loos said. "They're a good basketball team. I think they're as advertised, certainly in my book. They're big, they make shots, they overwhelmed us obviously early."

The last time these teams met in December 2013, Austin Peay just missed a tip-in with a second left in a 58-56 loss. This time, Fisher-Davis hit a 3-pointer within the opening minute, and the Commodores never let it get closer than that.

Game 2 • Nov. 16, 2015

Gardner-Webb ..... 62
at Vanderbilt ..... 98
Nashville, Tenn. (Memorial Gym)

Gardner-Webb 62 • 0-2

Table with columns: #, Player, FG, 3-PT, Rebounds, PF, TP, A, TO, Blk, Stl, Min. Includes player stats for Gardner-Webb and team totals.

FG % 1st Half: 9-23 39.1% 2nd half: 12-27 44.4% Game: 21-50 42.0%
3FG % 1st Half: 4-9 44.4% 2nd half: 3-11 27.3% Game: 7-20 35.0%
FT % 1st Half: 7-9 77.8% 2nd half: 6-9 66.7% Game: 13-18 72.2%

Vanderbilt 98 • 2-0

Table with columns: #, Player, FG, 3-PT, Rebounds, PF, TP, A, TO, Blk, Stl, Min. Includes player stats for Vanderbilt and team totals.

FG % 1st Half: 14-25 56.0% 2nd half: 18-39 46.0% Game: 32-55 58.2%
3FG % 1st Half: 6-12 50.0% 2nd half: 5-11 45.5% Game: 11-23 47.8%
FT % 1st Half: 12-18 66.7% 2nd half: 11-14 78.6% Game: 23-32 71.9%

Score by periods table for Game 2 showing 1st, 2nd, and Total scores for both teams.

NASHVILLE - There was nothing tentative about Jeff Roberson's play Monday night. After missing Vanderbilt's season opener with a concussion, Roberson returned to the court against Gardner-Webb and had a productive performance off the bench. He scored a career-high 18 points and tied a personal best with eight rebounds as the 17th-ranked Commodores cruised to a 98-62 win.

"Jeff played a man's game tonight," Vanderbilt coach Kevin Stallings said. "He got in there and was physical, and played great defensively. He was great on the boards, both offensive and defensive. Scored inside, he made it from the perimeter, he drove it and did a great job at the foul line."

Vanderbilt (2-0) really needed Roberson, too, after starting forward Luke Kornet was sidelined with a sprained ankle with 2:17 left in the first half. Roberson shot 6 of 8 from the floor and 5 for 6 at the foul line. The 6-foot-6 sophomore from Houston had four offensive rebounds.

"I guess I do whatever I've got to do," said Roberson, known more for his defensive abilities. "Obviously, I wish Luke didn't get hurt, but we have a lot of depth on this team. Throughout the season anybody should be ready because you never know when your time is coming."

Kornet, a 7-foot-1 junior, was off to a strong start with a team-high 10 points at halftime. His status for Thursday's game against Stony Brook was uncertain. Riley LaChance added 13 points, including three 3-pointers, for Vanderbilt.

Tyrell Nelson led Gardner-Webb (0-2) with 16 points, and Harold McBride added 10. The Commodores, who return six of their top seven scorers from last season's NIT quarterfinal team, forced 19 turnovers with their defensive pressure. They outscored the Runnin' Bulldogs 35-9 in points off turnovers.

Gardner-Webb, which beat Purdue and Clemson en route to a 20-win season in 2014-15, had an off night on offense and shot 42 percent from the floor. Vanderbilt looked crisp on the other end, hitting 58.2 percent. The Commodores went 11 of 23 from beyond the 3-point stripe.

Vanderbilt's Damian Jones, a 7-foot center, had a solid night with 10 points and seven rebounds.

Game 3 • Nov. 19, 2015

Stony Brook ..... 72
at Vanderbilt (OT) ..... 79
Nashville, Tenn. (Memorial Gym)

Stony Brook 72 • 1-1

Table with columns: #, Player, FG, 3-PT, Rebounds, PF, TP, A, TO, Blk, Stl, Min. Includes player stats for Stony Brook and team totals.

FG % 1st Half: 12-29 41.4% 2nd half: 15-29 51.7% OT: 3-8 37.5% Game: 30-66 45.5%
3FG % 1st Half: 2-6 33.3% 2nd half: 2-8 25.0% OT: 0-3 0.0% Game: 4-17 23.5%
FT % 1st Half: 8-12 66.7% 2nd half: 9-9 100.0% OT: 0-0 0.0% Game: 17-21 81.0%

Vanderbilt 79 • 3-0

Table with columns: #, Player, FG, 3-PT, Rebounds, PF, TP, A, TO, Blk, Stl, Min. Includes player stats for Vanderbilt and team totals.

FG % 1st Half: 13-33 39.4% 2nd half: 14-27 51.9% OT: 2-5 40.0% Game: 29-65 44.6%
3FG % 1st Half: 2-10 20.0% 2nd half: 3-8 37.5% OT: 0-0 0.0% Game: 5-18 27.8%
FT % 1st Half: 2-5 40.0% 2nd half: 5-8 62.5% OT: 1-1 100.0% Game: 16-23 69.6%

Score by periods table for Game 3 showing 1st, 2nd, and Total scores for both teams.

NASHVILLE - Back in August, Vanderbilt coach Kevin Stallings warned his team about the third game of the season. He was right. The 17th-ranked Commodores needed a late rally to beat unheralded Stony Brook 79-72 in overtime on Thursday night.

A bruised back kept Wade Baldwin IV out of the starting lineup for the first time in 22 games, but he still led the Commodores (3-0) with 21 points off the bench. Baldwin also gave teammate Damian Jones a pep talk during a timeout late in the game. He told Jones he was the best player on the floor and he needed to start acting like it.

Jones bounced back from a slow start with 13 points and six rebounds. Vanderbilt (3-0) outscored Stony Brook 13-6 in overtime, as the Commodores hit 9 of 10 from the foul line. Stony Brook's Carson Puriefoy made a layup with one second left in regulation to send the game into overtime tied at 66. He finished with 16 points for the Seawolves (1-1).

Vanderbilt's Riley LaChance had 13 points and Matthew Fisher-Davis scored 11. Commodores forward Luke Kornet, who missed the last 22 minutes of Monday's win over Gardner-Webb with a sprained ankle, scored nine.

Stony Brook went 4 of 17 from beyond the arc and Vanderbilt wasn't much better at 5 of 18. Jameel Warney, a two-time America East player of the year, led the Seawolves with 22 points and 11 rebounds. He led the nation in double-doubles (24) and total rebounds (409) last season.

Warney, a 6-foot-8 forward, and Jones, a 7-foot center, are both NBA prospects. Stony Brook's Ahmad Walker added 13 points and Lucas Woodhouse grabbed 11 rebounds.

After trailing by as many as 10 in the second half, LaChance's 3-pointer tied the score at 62 for Vanderbilt with 2:16 left in regulation. Stony Brook tied it at 64 on Warney's jumper with 1:21 remaining in regulation and a layup by Jones gave Vanderbilt a 66-64 lead with 1:01 left. But Puriefoy's layup tied it and led to the overtime.

Stony Brook made seven of its first 12 shots to take a 19-9 lead on Puriefoy's jumper with 12:40 left in the first half.



# THE LAST TIME...

## VANDERBILT INDIVIDUALS

### Scoring:

**Scored 25 points** – Riley LaChance (26), vs. Western Carolina, 12/16/14

**Scored 30 points** –Jeffery Taylor (30), at Davidson, 12/7/2011

**Scored 35 points** – Billy McCaffrey (35), vs. Georgia, 2/24/1993

**Scored 40 points** – Shan Foster (42) vs. Mississippi State, 3/5/2008

### Two Players Had 20 Points –

Riley LaChance (26), James Siakam (20) vs. Western Carolina, 12/16/14

**Three Players Had 20 Points** – Derrick Byars (28), Shan Foster (21) and Ross Neltner (20) vs. Toledo, 12/2/2006

**Scored 20 Points in Two Straight Games** – Riley LaChance vs. Purdue (26) 12/13/16, vs. Western Carolina (26) 12/16/14

### Scored 20 Points in Three Straight Games

– John Jenkins at Ole Miss (26), 2/16/2012, at Georgia (28), 2/19/2012, vs. S. Carolina (21), 2/22/2012

### Scored 20 Points in Four Straight Games

– John Jenkins vs. Monmouth (25), 11/25/11, vs. Xavier (20), 11/28/11, at Louisville (27), 12/2/2011, at Davidson (22), 12/7/2011

### Scored 20 Points in Five Straight Games

– Shan Foster vs. Georgia (29), 2/23/2008; vs. Tennessee (32), 2/26/2008; at Arkansas (22), 3/1/2008; vs. Mississippi State (42), 3/5/2008; at Alabama (21), 3/8/2008

### Scored 20 Points in Six Straight Games

– Shan Foster vs. Georgia (29), 2/23/2008; vs. Tennessee (32), 2/26/2008; at Arkansas (22), 3/1/2008; vs. Mississippi State (42), 3/5/2008; at Alabama (21), 3/8/2008; vs. Auburn (26), 3/13/2008

### Five Players Scored in Double Figures

– James Siakam (14), Damian Jones (15), Wade Baldwin IV (20), Matthew Fisher-Davis (12), Luke Kornet (12), vs. South Dakota State (3/20/15)

### Six Players Scored in Double Figures

– Jeffery Taylor (16), George Drake (14), Jermaine Beal (12), Festus Ezeli (11), Brad Tinsley (11), and A.J. Ogilvy (10) vs. Central Arkansas, 11/26/2008

### Four Players with 15 or more points

– Jeffery Taylor (20), John Jenkins (17), Brad Tinsley (16), Lance Goulbourne (16), Festus Ezeli (15) at LSU, 2/26/2011

### Double-Doubles:

**Double-Double** –Luke Kornet (13 points, 13 rebounds) vs. Austin Peay, 11/13/15

**20-10 game** – Damian Jones (20 points, 15 rebounds) vs. Tennessee, 3/12/15

**30-10 game** – A.J. Ogilvy (33 points, 10 rebounds) vs. Oregon, 11/11/2011

**Back-to-back 20-10 games** – Matt Freije vs. South Carolina (26 points, 11 rebounds)

1/28/04; vs. Kentucky (20 points, 11 rebounds) 1/31/04

**Double-Double in Points and Rebounds** – Luke Kornet (13 points, 13 rebounds) vs. Austin Peay, 11/13/15

**Double-Double in Points and Assists** –Kyle Fuller (12 points, 10 assists) vs. Tennessee, 2/5/2014

**Double-Double in Points and Blocks** – Never

**Double-Double in Points and Steals** – Never

### Double-Double in Two Consecutive games

– James Siakam vs. Florida (12 points, 11 rebounds) 2/3/2015, vs. S. Carolina (16 points, 10 rebounds) 2/7/2015

### Double-Double in three consecutive games

– Dan Langhi vs. Notre Dame (33 points, 10 rebounds) 11/21/1998; vs. Morehead State (18 points, 10 rebounds) 11/24/1998; vs. Ohio State (14 points, 17 rebounds) 11/28/1998

### Two players record double-double

– Damian Jones (24 points, 12 rebounds), Luke Kornet (10 points, 10 rebounds) vs. Trevecca, 11/16/2014

### Triple-Doubles:

**Triple-Double** – Brad Tinsley (11 points, 10 rebounds, 10 assists) vs. Presbyterian, 11/12/2010

### Field Goals:

**Made 10 FG in a game** – Damian Jones (10) at Saint Mary's, 3/18/15

**Made 11 FG in a game** – Kedren Johnson (11) vs. Davidson, 11/22/2012

**Made 12 FG in a game** – Jeffery Taylor (12) vs. Longwood, 12/19/2011

**Made 16 FG in a game** – Shan Foster (16) vs. Mississippi State, 3/5/2008

**Attempted 15 FG in a game** –Riley LaChance (16) vs. S. Carolina, 2/7/15

**Attempted 16 FG in a game** – Riley LaChance (16) vs. S. Carolina, 2/7/15

**Attempted 17 FG in a game** – Rod Odom (18) vs. LSU, 3/6/14

**Attempted 18 FG in a game** – Rod Odom (18) vs. LSU, 3/6/14

**Attempted 19 FG in a game** – Rod Odom (19) vs. Missouri, 1/16/14

**Attempted 20 FG in a game** – Kyle Fuller (21), at S. Carolina, 2/13/2014

### Three-Pointers:

**Made 5 3-pointers in a game** –

Riley LaChance (5), at Ole Miss, 3/7/2015

**Made 6 3-pointers in a game** – Matthew Fisher-Davis (6) at Stanford, 3/24/2015

**Made 7 3-pointers in a game** – John Jenkins (7) vs. Lafayette, 12/21/2011

**Made 8 3-pointers in a game** – Shan Foster (8) vs. UMass, 1/5/2008

**Made 9 3-pointers in a game** – Shan Foster (9) vs. Mississippi State, 3/5/2008

**Attempted 10 3-pointers in a game** – Matthew Fisher-Davis (13) at Stanford, 3/24/14

**Attempted 15 3-pointers in a game** – John Jenkins (16) vs. Oregon, 11/11/2011

### Free Throws:

**Made 10 FT in a game** – James Siakam (10), vs. Florida, 2/3/15

**Made 12 FT in a game** – James Siakam (12) vs. Western Carolina, 12/16/14

**Made 13 FT in a game** – A.J. Ogilvy (13) vs. DePaul, 12/5/2009

**Made 18 FT in a game** – Matt Freije (18) vs. Indiana, 11/24/2003

**Attempted 12 FT in a game** – James Siakam (13) vs. Western Carolina, 12/16/14

**Attempted 14 FT in a game** – James Siakam (14) vs. Texas A&M, 2/15/2014

**Attempted 15 FT in a game** – Eric McClellan (15) at Texas, 12/2/2013

### Rebounds:

**10 Rebounds in a game** – Luke Kornet (13) vs. Austin Peay, 11/13/15

**15 Rebounds in a game** – Damian Jones (15) vs. Tennessee, 3/12/15

**10+ Rebounds in Three Consecutive Games** – Lance Goulbourne (16) vs. Ole Miss, 1/19/2011; (10) vs. St. Mary's, 1/22/2011; (12) at Miss. State, 1/27/2011

### Assists:

**8 Assists** – Riley LaChance (8) at Ole Miss (3/7/15)

**9 Assists** – Wade Baldwin IV (9) vs. South Dakota State, 3/20/2015

**10 Assists** – Wade Baldwin IV (10) vs. Tennessee State, 11/23/14

**11 Assists** – Mario Moore (13) vs. Arkansas, 2/19/2005

**12 Assists** – Mario Moore (13) vs. Arkansas, 2/19/2005

**13 Assists** – Mario Moore (13) vs. Arkansas, 2/19/2005

**14 Assists** – Billy McCaffrey (14) vs. Kentucky, 1/13/1993

**5+ Assists in Four Consecutive Games** – Shelton Mitchell (6) vs. Purdue 12/13/14; (5) vs. Western Carolina 12/16/14; (6) vs. Georgia Tech 12/20/14; (7) vs. Penn 12/22/14

**8+ Assists in Two Consecutive Games** – Atiba Prater (9) at Georgia, 2/2/2000; (9) vs. Boston College, 2/6/2000

### Blocks:

**4 Blocked Shots** – Luke Kornet vs. Austin Peay, 11/13/15

**5 Blocked Shots** – James Siakam (5) vs. Florida, 2/3/15

**6 Blocked Shots** – Damian Jones (6) vs. Missouri, 2/21/15

**7 Blocked Shots** – Damian Jones (7) at S. Carolina, 2/13/14

### Steals:

**4 Steals** – Riley LaChance (4) at Saint Mary's, 3/18/15

**5 Steals** – Riley LaChance (5) vs. Penn, 12/22/2014

**6 Steals** – Dan Cage (6) vs. Furman, 11/28/2006

**7 Steals** – James Strong (8) vs. Morehead State, 11/24/1998

**8 Steals** – James Strong (8) vs. Morehead State, 11/24/1998

### Minutes:

**Played every minute** – Rod Odom vs. Florida, 2/25/14

**Played over 40 minutes** – Shelton Mitchell (46), Riley LaChance (42) vs. Yale (1/3/15)

**All 5 starters played 40 minutes** –Steve Tchiengang (40), Brad Tinsley (40), Lance Goulbourne (41), Jeffery Taylor (41), and John Jenkins (41), at Louisville, 12/2/2011

### Fouls:

**Technical Foul** – TEAM , vs. Stony Brook, 11/19/15

**Fouled Out** –Jeff Roberson, at Stanford, 3/24/2015

**Two Players Fouled Out** – James Siakam, Eric McClellan, Damian Jones at Butler, 11/19/2013

**Three Players Fouled Out** – James Siakam, Eric McClellan, Damian Jones at Butler, 11/19/2013

### TEAM

**Started the game with Opponent Technical Foul** – Furman bench, 12/22/2008

**Scored 95 or more points** – 99 vs. Western Carolina 12/16/14 (W, 99-79)

**Scored 100 or more points** – 102 at Ole Miss, 2/16/2012 (W, 102-76)

**Scored 100 or more points (SEC game)** – 102 at Ole Miss, 2/16/2012 (W, 102-76)

**Scored 110 or more points** – 113 vs. Alabama A&M 12/30/1998 (W, 113-71)

**Scored 110 or more points (SEC game)** – 111 vs. Alabama 2/21/1972 (W, 111-91)

**Scored 120 or more points** – 130 vs. Ole Miss 12/22/1970 (W, 130-112)

**Scored 120 or more points (SEC game)** – 130 vs. Ole Miss 12/22/1970 (W, 130-112)

**Scored 130 or more points** – 130 vs. Ole Miss 12/22/1970 (W, 130-112)

**Scored Less than 50 points** – 38 at Tennessee (L, 76-38), 3/1/2014

**Scored Less than 40 points** – 38 at Tennessee (L, 76-38), 3/1/2014

**Scored 20 or less points in half** – 18 (1st half), 20 (2nd half) at Tennessee, 3/1/14, (L, 76-38)

**Scored 90+ points in three consecutive games** - 95 vs. Bradley, 11/24/2007 (W, 95-86); 91 vs. South Alabama, 11/29/2007 (W, 91-88); vs. Georgia Tech, 12/1/2007 (W, 92-79)

**Allowed 90 or more points** – 94, Florida, 1/25/2009 (L, 69-94)

**Allowed 100 or more points** – 106, Kentucky, 3/5/2003 (L, 44-106)

**Allowed Less than 50 points** – 41, vs. Austin Peay, 11/13/2015 (W, 80-41)

**Allowed 40 or Less points** – 31, at Mississippi State, 2/23/2013 (W, 72-31)

**Shot 60% or better** – .609 vs. Tenn. St., 11/23/14 (W, 78-46)

**Shot 60% or better from three** – .643 vs. Purdue, 12/13/14 (W, 81-71)

**Shot over 67% FG** – .679 vs. TSU, 12/19/2009 (W, 84-71)

**Shot 50% or better** – .582 vs. Gardner-Webb (11/16/15)

**Shot lower than 30%** - .224 at Florida 3/1/2014 (L, 76-38)



# THE LAST TIME...

**Allowed 60% shooting** - .612 at Florida, 2/21/2009 (L, 68-82)

**Scored 100 points in two consecutive games** - 111 vs. North Alabama 12/20/1980 (W, 111-79) and 111 vs. Memphis 12/23/1980 (W, 111-96)

**Scored 100 points in three consecutive games** - Never

**Scored 100 points in Consecutive SEC games** - 104 vs. LSU 2/19/1972 (W, 104-83) and 111 vs. Alabama 2/21/1972 (W, 111-91)

**Won game by 70 points or more** - 71 vs. Union (Tenn.) (W, 95-24), 1911-12

**Won game by 60 points or more** - 71 vs. Union (Tenn.) (W, 95-24), 1911-12

**Won game by 50 points or more** - 51 vs. Army (W, 92-41) 11/14/1998

**Lost by 25 or More Points** - at Tennessee, 3/1/2014 (L, 76-38)

**Game decided by one point** - vs. Georgia, 2/27/2013 (W, 63-62)

**Two consecutive games decided by one point** - at South Carolina (L, 70-71) 1/7/1998 and Tennessee (W, 80-79) 1/10/1998

**Three consecutive games decided by one point** - Never

**Shot 90% or Better from Free Throw Line** - 94.4% vs. Georgia (17-18) 2/27/2013

**Shot less than 50% from Free Throw Line** - 46.9% vs. Morgan State (15-32) 11/23/13

**Shot less than 20% from 3PT** - .150 (3-20) vs. Ole Miss 1/22/14 (L, 63-52)

**Attempted 30 FT** - 32 (23-32) vs. Gardner-Webb, 11/16/2015

**Attempted 35 FT** - 37 (22-37) vs. Lipscomb, 11/15/2013

**Attempted 40 FT** - 42 (29-42) vs. Florida, 2/3/2015

**Attempted five or less FT** - 3 vs. Chamaine, 11/24/2009

**Made 20 FT** - 24, (24-34) vs. South Dakota State, 3/20/2015

**Made 30 FT** - 38, vs. Western Carolina, 12/16/14

**Made 15 3FG** - 17 vs. Ole Miss, 1/15/2013

**Won an Overtime Game** - vs. Stony Brook 11/19/15 (W, 79-72)

**Lost an Overtime Game** - vs. Tennessee, 2/11/2015 (L, 76-73)

**Played Two Overtimes** - vs. Yale 1/3/15 (W, 79-74)

**Played Three Overtimes** - at Ole Miss 2/17/1982 (L, 51-48)

**Played Four Overtimes** - at Ole Miss 2/17/1982 (L, 51-48)

**Played consecutive games that went to overtime** - vs. Xavier 11/28/2011 (L, 82-70) and at Louisville, 12/2/2011 (L, 62-60)

**Had 20 Turnovers** - 26 at Arkansas, 1/12/2013

**Had fewer than 10 Turnovers in two straight games** - at Florida (9) 3/6/2013, vs. South Carolina (9) 3/9/2013

**Had 10 Blocks** - 13, vs. South Dakota State, 3/20/2015

## OPPONENT - INDIVIDUALS

**Scoring:**

**Scored 25 points** - Anthony Brown (26) at Stanford, 3/24/2015

**Scored 30 points** - Bobby Portis (32) at Arkansas, 1/10/15

**Scored 35 points** - Rotnei Clarke (36), Butler, 1/29/2011

**Scored 40 points** - Morris Almond (44), Rice, 1/3/2007

**Two Players Had 20 Points** - Bobby Portis (32), Michawli Qualls (20) at Arkansas 1/10/15

**Five Players Scored in Double Figures** M.J. Rhett (18), Jarvis Summers (16), Stefan Moody (14), Sebastian Saiz (12), LaDarius White (10) at Ole Miss, 3/7/2015

**Six Players Scored in Double Figures** - Bam Doyno (22), Dwayne Curtis (12), Todd Abernethy (11), Clarence Sanders (11), Polynice (10) and Williams (10), vs. Ole Miss, 1/27/2007

**Four Players with 15 or more points** - Erik Daniels (20), Marquis Estill (17), Kelenna Azubuike (16) and Gerald Fitch (15) vs. Kentucky, 3/5/2003

### Double-Doubles:

**Double-Double** - Jameel Warney, Stony Brook (22 points, 11 rebounds), 11/19/2015

**Triple-Double** - Sam Muldrow (16 points, 14 rebounds and 10 blocks) at South Carolina, 1/8/2010

**20-10 game** - Jameel Warney, Stony Brook (22 points, 11 rebounds), 11/19/2015

**30-10 game** - Morris Almond (44 points, 12 rebounds) at Rice, 1/3/2007

### Double-Double in Points and Rebounds

- Jameel Warney, Stony Brook (22 points, 11 rebounds), 11/19/2015

**Double-Double in Points and Assists** - Nick Calathes (15 points, 10 assists) at Florida, 1/27/2008

**Two players record double-doubles** - Jordan Mickey (25 points, 11 rebounds), Jarell Martin (19 points, 12 rebounds), vs. LSU, 1/24/2015

### Field Goals:

**Made 10 FG in a game** - Jameel Warney, Stony Brook (10) 11/19/2015

**Made 11 FG in a game** - Jordan Mickey, vs. LSU (12), 1/24/15

**Made 12 FG in a game** - Jordan Mickey, vs. LSU (12), 1/24/15

**Made 13 FG in a game** - Bobby Portis, at Arkansas (13), 1/10/15

**Attempted 15 FG in a game** - Cody Larson, vs. S. Dakota St. (15), 3/20/2015

**Attempted 16 FG in a game** - Carson Puriefey, Stony Brook (16) 11/19/2015

**Attempted 17 FG in a game** - Aaron Bright, at Saint Mary's (18), 3/18/15

**Attempted 18 FG in a game** - Jameel Warney, Stony Brook (18) 11/19/2015

**Attempted 19 FG in a game** - Marshall Henderson (19) at Ole Miss, 3/8/2014

**Attempted 20 FG in a game** - Kadeem Jack (23) vs Rutgers, 11/28/14

**Attempted 25 FG in a game** - Courtney Fortson (27) vs. Arkansas, 3/8/2009

### Three-Pointers:

**Made 5 3-pointers in a game** - Kenny Gaines (5) vs. Georgia, 1/14/2015

**Made 6 3-pointers in a game** - Rhett Harrelson vs. Western Carolina, 12/16/2014

**Made 7 3-pointers in a game** - Chandler Parsons (7) vs. Florida, 1/25/2009

**Made 8 3-pointers in a game** - Brian Sullivan (8) vs. Miami (OH), 1/2/2012

**Attempted 10 3-pointers in a game** - Jack Montague, vs. Yale (10), 1/3/15

### Free Throws:

**Made 8 FT in a game** - Cody Larson (8) vs. S. Dakota St., 3/20/15

**Made 9 FT in a game** - D'Shon Tayler (9) vs. Norfolk St., 11/25/14

**Made 10 FT in a game** - Johnny O'Bryant III, (11) at LSU, 1/18/14

**Made 11 FT in a game** - Jordan Clarkson, (11) at Missouri, 2/19/14

**Made 17 FT in a game** - Morris Almond (17) at Rice, 1/3/2007

**Attempted 10 FT in a game** - Jarell Martin (10) vs. LSU, 1/24/2015

**Attempted 13 FT in a game** - Johnny O'Bryant III, (14) at LSU, 1/18/14

**Attempted 14 FT in a game** - Johnny O'Bryant III, (14) at LSU, 1/18/14

**Attempted 15 FT in a game** - Morris Almond (19) at Rice, 1/3/2007

### Rebounds:

**10 Rebounds in a game** - Jameel Warney (11), Lucas Woodhouse (11), vs. Stony Brook, 11/19/2015

**15 Rebounds in a game** - Shonn Miller (15) vs. Cornell, 12/17/12

**18 Rebounds in a game** - Daniel Northern (18) vs. Tennessee Tech, 12/20/2008

**19 Rebounds in a game** - Omar Samhan (19) at St. Mary's, 11/20/2009

**20 Rebounds in a game** - Roy Rogers (20) at Alabama, 1/3/1996

### Assists

**8 Assists** - Myles Mack (8) vs. Rutgers, 11/28/14

**9 Assists** - John Wall (9) at Kentucky, 1/30/2010

**10 Assists** - Alex Caruso (10) at Texas A&M, 1/31/2015

**11 Assists** - Dee Bost (11) vs. Mississippi State, 3/11/2011

**12 Assists** - G.G. Smith (12) vs. Georgia, 2/3/1999

### Blocks:

**4 Blocked Shots** - Jameel Warner, (4), vs. Stony Brook, 11/19/15

**5 Blocked Shots** - Karl-Anthony Towns, (7), at Kentucky, 1/20/15

**6 Blocked Shots** - Karl-Anthony Towns, (7), at Kentucky, 1/20/15

**7 Blocked Shots** - Karl-Anthony Towns, (7), at Kentucky, 1/20/15

**8 Blocked Shots** - Jarvis Varnado (9) vs. Mississippi State, 2/3/2010

**10 Blocked Shots** - Sam Muldrow (10) at South Carolina, 1/8/2011

### Steals:

**5 Steals** - Mack Myles (5) vs. Rutgers, 11/28/14

**6 Steals** - Michael Frazier (6) vs. Florida, 2/2/15

**7 Steals** - Aaron Lucas (7) at South Carolina, 1/19/2002

**8 Steals** - Steve Wojciechowski (8) at Duke, 11/22/1996

**Two players with 3 steals** - Bobby Portis (4), Rashad Madden (3) at Arkansas, 1/10/15

### Minutes:

**Played every minute** - Kadeem Jack, Myles Mack vs. Rutgers, 11/28/14

**Played over 40 minutes** - Carson Puriefey (44), vs. Stony Brook, 11/19/15

### Fouls:

**Technical Foul** - Anthony Perez, vs. Ole Miss, 1/22/14

**Fouled Out** - Rayshaun McGrew, Ahmad Walker, vs. Stony Brook, 11/19/15

**Three Players Fouled Out** - Donte' Williams, Nemanja Djuricic, John Florveus vs. Georgia, 1/14/2012

## OPPONENT - TEAM

**Scored 90 or more points at Memorial Gym** - 94 vs. Georgia, 2/25/2010 (VU 96, UGA 94 (OT))

**Scored 100 or more points** - 106 at Kentucky 3/5/2003 (L, 44-106)

**Scored 110 or more points** - 120 vs. Kentucky 2/7/1996 (L, 81-120)

**Scored 120 or more points** - 120 vs. Kentucky 2/7/1996 (L, 81-120)

**Scored 130 or more points** - Never

**Scored Less than 50 points** - 41 vs. Austin Peay, 11/13/15 (W, 80-41)

**Scored Less than 40 points** - 31 at Mississippi State, 2/23/2013 (W, 72-31)

**Shot 50% or Better** - .532 at Texas A&M, 1/31/2015 (L, 58-69)

**Shot 60% or Better** - .612 at Florida (UF 82, VU 68), 2/21/2009

**Shot 60% or Better from 3PT** - .667 (4-6), at Kentucky, 1/20/15 (L, 65-57)

**Shot less than 30% FG** - .219 (14-64), vs. Austin Peay, 11/13/15 (W, 80-41)

**Shot less than 15% from 3PT** - .063 (1-16), vs. Austin Peay, 11/13/15 (W, 80-41)

**Held Opponent Without a 3-Pointer** - vs. Nebraska, 11/18/10 (W, 59-49)

**Shot 90% or Better from Free Throw Line** - .913, at Georgia (23-25), 1/27/2015

**Shot less than 50% from Free Throw Line** - .435, vs. Tenn. St., 11/23/2014 (W, 78-46)

**Attempted 30 FT** - 32 at Kentucky, 1/20/15

**Attempted 40 FT** - 42 at Mississippi State, 2/12/2007

**Attempted 45 or More FT** - 49 at South Carolina, 1/28/2009

**Attempted five or less FT** - 1 vs. Miami (OH), 1/2/2012

**Made 20 FT** - 21 at Ole Miss, 3/7/2015

**Made 30 FT** - 32 at South Carolina, 1/28/2009

**Made 0 FT** - Georgia, 1/14/2009

**Made 12 3PT** - 12 at Kentucky, 1/30/2010

**Made 15 3PT** - 15 vs. Florida, 1/25/2009

**Attempted 30 or more 3PT** - 34 vs. Mississippi State, 2/3/2010

**Had 20 Turnovers** - 20 vs. MTSU, 12/21/2012



**WADE BALDWIN IV**

**4**

Sophomore, Guard  
6'3" 194 lbs.  
Belle Mead, N.J.  
St. Joseph HS

**SEASON HIGHS**

- Points:** 21, vs. Stony Brook (11/19/15)
- FG Made:** 7, vs. Stony Brook (11/19/15)
- FG Atts:** 12, vs. Stony Brook (11/19/15)
- 3FG Made:** 2, vs. Stony Brook (11/19/15)
- 3FG Atts:** 4, vs. Gardner-Webb (11/16/15)
- FT Made:** 5, vs. Stony Brook (11/19/15)
- FT Atts:** 6, vs. Stony Brook (11/19/15)
- Rebounds:** 6, vs. Stony Brook (11/19/15)
- Assists:** 4, vs. Austin Peay (11/13/15)
- Turnovers:** 2, 2x, last vs. Gardner-Webb (11/16/15)
- Blocks:** 1, vs. Gardner-Webb (11/16/15)
- Steals:** 2, vs. Stony Brook (11/19/15)
- Minutes:** 37, vs. Stony Brook (11/19/15)

**CAREER HIGHS**

- Points:** 21, vs. Stony Brook (11/19/15)
- FG Made:** 7, vs. Stony Brook (11/19/15)
- FG Atts:** 12, vs. Stony Brook (11/19/15)
- 3FG Made:** 4, 2x, last vs. Alabama (2/28/15)
- 3FG Atts:** 5, 2x, last vs. Alabama (2/28/15)
- FT Made:** 8, vs. W. Carolina (12/16/14)
- FT Atts:** 10, vs. S. Dakota St. (3/20/15)
- Rebounds:** 10, vs. S. Dakota St. (3/20/15)
- Assists:** 10, vs. Tennessee State (11/23/14)
- Turnovers:** 4, vs. Auburn (1/6/15)
- Blocks:** 1, 2x, last vs. LSU (1/24/15)
- Steals:** 4, 2x, last at Miss. St. (1/17/15)
- Minutes:** 44, vs. Tennessee (2/11/15)

**MISCELLANEOUS**

|                   | 2015-16 | Career |
|-------------------|---------|--------|
| Double-Digit Pts. | 2       | 18     |
| 5+ assists        | -       | 12     |

**BALDWIN IV NOTEBOOK**

- ✪ Scored career-high 21 points in win over Stony Brook; also set a career-best with seven made FG's.
- ✪ Named to the SEC All-Freshman team in 2015.
- ✪ Finished 2014-15 regular season fifth in the league in assists (4.4) in all games, and had 155 assists and only 67 turnovers in his freshman season. Led all SEC freshmen in assists. Also finished 8th in all games in steals (1.5) and 3rd in A/TO ratio (2.3) in all games.
- ✪ In league games only, finished the season fifth in steals (1.7), fourth in assists (4.54), and 8th in A/TO ratio (2.0). He led all freshmen in assists and steals in league games only.
- ✪ Finished freshman season tied for sixth all-time on the Vanderbilt single-season assist list with 155 assists.
- ✪ Recorded 50 steals in 2014-15, the second-most in last 13 seasons.
- ✪ Scored in double figures in eight of nine games to end his freshman season - VU finished 13-3 in games in which he scored 10+ points.
- ✪ Finished one assist shy of a triple-double vs. S. Dakota St. - had career-high 20 points and 10 rebounds, while adding nine assists.
- ✪ Scored 13 points, 6 rebounds, and 6 assists in win at Tennessee.
- ✪ Scored career-high 18 points vs. LSU.
- ✪ Won SEC Freshman of the Week after averaging 9.5 points, 7.5 assists, 6.0 rebounds, and 1.5 steals in wins over Lipscomb and Tennessee State.
- ✪ 6'3 guard from New Jersey who signed in the fall of 2013 with the Commodores...Slashing guard who played for St. Joseph Metuchen and captured a state championship his senior season with the Falcons.
- ✪ Led his St. Joseph's team to a 30-2 overall record and the Non-Public A New Jersey State Championship after averaging 15 points, 7.1 assists, 4.1 rebounds, and 2.6 steals
- ✪ Chose Vanderbilt over Connecticut, Virginia Tech, Florida State, Pittsburgh, and Minnesota

**BALDWIN IV GAME-BY-GAME (SOPHOMORE)**

| Opponent          | M  | FG-A | 3P-A | FT-A | Reb | PF | A | T | B | S | PTS |
|-------------------|----|------|------|------|-----|----|---|---|---|---|-----|
| N13 Austin Peay*  | 24 | 6-11 | 1-2  | 1-2  | 4   | 3  | 4 | 2 | 0 | 1 | 14  |
| N16 Gardner-Webb* | 24 | 3-8  | 1-4  | 2-2  | 2   | 1  | 1 | 0 | 0 | 2 | 9   |
| N19 Stony Brook   | 37 | 7-12 | 2-3  | 5-6  | 6   | 2  | 2 | 1 | 0 | 2 | 21  |
| N23 vs. St. Johns |    |      |      |      |     |    |   |   |   |   |     |
| N24 Maui          |    |      |      |      |     |    |   |   |   |   |     |
| N25 Maui          |    |      |      |      |     |    |   |   |   |   |     |
| D2 Detroit        |    |      |      |      |     |    |   |   |   |   |     |
| D6 @Baylor        |    |      |      |      |     |    |   |   |   |   |     |
| D9 Dayton         |    |      |      |      |     |    |   |   |   |   |     |
| D19 Wofford       |    |      |      |      |     |    |   |   |   |   |     |
| D22 @Purdue       |    |      |      |      |     |    |   |   |   |   |     |
| D30 W. Michigan   |    |      |      |      |     |    |   |   |   |   |     |
| J2 LSU            |    |      |      |      |     |    |   |   |   |   |     |
| J5 @Arkansas      |    |      |      |      |     |    |   |   |   |   |     |
| J9 @S. Carolina   |    |      |      |      |     |    |   |   |   |   |     |
| J12 Auburn        |    |      |      |      |     |    |   |   |   |   |     |
| J16 Alabama       |    |      |      |      |     |    |   |   |   |   |     |
| J20 @Tennessee    |    |      |      |      |     |    |   |   |   |   |     |
| J23 @Kentucky     |    |      |      |      |     |    |   |   |   |   |     |
| J26 Florida       |    |      |      |      |     |    |   |   |   |   |     |
| J30 @Texas        |    |      |      |      |     |    |   |   |   |   |     |
| F4 Texas A&M      |    |      |      |      |     |    |   |   |   |   |     |
| F6 @Ole Miss      |    |      |      |      |     |    |   |   |   |   |     |
| F10 Missouri      |    |      |      |      |     |    |   |   |   |   |     |
| F13 @Auburn       |    |      |      |      |     |    |   |   |   |   |     |
| F16 @Miss. State  |    |      |      |      |     |    |   |   |   |   |     |
| F20 Georgia       |    |      |      |      |     |    |   |   |   |   |     |
| F23 @Florida      |    |      |      |      |     |    |   |   |   |   |     |
| F27 Kentucky      |    |      |      |      |     |    |   |   |   |   |     |
| M1 Tennessee      |    |      |      |      |     |    |   |   |   |   |     |
| M5 @Texas A&M     |    |      |      |      |     |    |   |   |   |   |     |

Baldwin's Overall Statistics at Vanderbilt

| Year         | GP        | GS        | Min         | Avg         | FG         | FGA        | Pct         | 3FG       | 3FGA       | Pct         | FT        | FTA        | Pct         | Off       | Def        | Tot        | Avg        | PF        | FO       | Ast        | TO        | Blk      | Stl       | Pts        | Avg        |
|--------------|-----------|-----------|-------------|-------------|------------|------------|-------------|-----------|------------|-------------|-----------|------------|-------------|-----------|------------|------------|------------|-----------|----------|------------|-----------|----------|-----------|------------|------------|
| 2014-15      | 35        | 24        | 1009        | 28.8        | 99         | 227        | .436        | 43        | 98         | .439        | 85        | 106        | .802        | 17        | 128        | 145        | 4.1        | 86        | 3        | 155        | 67        | 4        | 50        | 326        | 9.3        |
| 2015-16      | 3         | 2         | 85          | 28.3        | 16         | 31         | .516        | 4         | 9          | .444        | 8         | 10         | .800        | 0         | 11         | 11         | 3.7        | 9         | 0        | 8          | 5         | 1        | 3         | 44         | 14.7       |
| <b>TOTAL</b> | <b>38</b> | <b>26</b> | <b>1094</b> | <b>28.8</b> | <b>115</b> | <b>258</b> | <b>.446</b> | <b>47</b> | <b>107</b> | <b>.439</b> | <b>93</b> | <b>116</b> | <b>.802</b> | <b>17</b> | <b>139</b> | <b>156</b> | <b>4.1</b> | <b>95</b> | <b>3</b> | <b>163</b> | <b>72</b> | <b>5</b> | <b>53</b> | <b>370</b> | <b>9.7</b> |

Baldwin's SEC Statistics at Vanderbilt

| Year         | GP        | GS        | Min        | Avg         | FG        | FGA        | Pct         | 3FG       | 3FGA      | Pct         | FT        | FTA       | Pct         | Off       | Def       | Tot       | Avg        | PF        | FO       | Ast       | TO        | Blk      | Stl       | Pts        | Avg        |
|--------------|-----------|-----------|------------|-------------|-----------|------------|-------------|-----------|-----------|-------------|-----------|-----------|-------------|-----------|-----------|-----------|------------|-----------|----------|-----------|-----------|----------|-----------|------------|------------|
| 2014-15      | 18        | 15        | 553        | 30.7        | 52        | 130        | .400        | 25        | 57        | .439        | 45        | 56        | .804        | 13        | 65        | 78        | 4.3        | 46        | 1        | 80        | 41        | 3        | 30        | 174        | 9.7        |
| <b>TOTAL</b> | <b>18</b> | <b>15</b> | <b>553</b> | <b>30.7</b> | <b>52</b> | <b>130</b> | <b>.400</b> | <b>25</b> | <b>57</b> | <b>.439</b> | <b>45</b> | <b>56</b> | <b>.804</b> | <b>13</b> | <b>65</b> | <b>78</b> | <b>4.3</b> | <b>46</b> | <b>1</b> | <b>80</b> | <b>41</b> | <b>3</b> | <b>30</b> | <b>174</b> | <b>9.7</b> |



**DJERY BAPTISTE**

**12**

Freshman, Center  
6'10" 235 lbs.  
Gonaives, Haiti  
Prestonwood Christian HS

**SEASON HIGHS**

- Points:
- FG Made:
- FG Atts:
- 3FG Made:
- 3FG Atts:
- FT Made:
- FT Atts:
- Rebounds:
- Assists:
- Turnovers:
- Blocks:
- Steals:
- Minutes:

**CAREER HIGHS**

- Points:
- FG Made:
- FG Atts:
- 3FG Made:
- 3FG Atts:
- FT Made:
- FT Atts:
- Rebounds:
- Assists:
- Turnovers:
- Blocks:
- Steals:
- Minutes:

**MISCELLANEOUS**

**BAPTISTE NOTEBOOK**

- ✦ Signed with the Commodores in November of 2014...Chose the Commodores over UConn, SMU, Oregon, and USC, and was ranked the eighth-best player in the state of Texas according to ESPN.
- ✦ Originally from Haiti, Baptiste is one of the most physically impressive prospects in the 2015 class. He speaks four languages and hopes to one day be a diplomat in his native country.
- ✦ Attended the Prestonwood Christian Academy in Plano, Texas, where he averaged 10 points, 10 rebounds, three blocks, two assists, and one steal in his senior season...Helped lead his Lion teams to four consecutive state championships...Named his team's Defensive Player of the Year in his senior season.
- ✦ Djery Jean Baptiste...November 12, 1995...Son of Hebert Jean Baptiste and Wislonde Destin...Plans to major in Public Policy and Linguistics...Recipient of the Myer Family Men's Basketball Scholarship...Advice to youngsters: "Seek God."

**BAPTISTE GAME-BY-GAME (FRESHMAN)**

| Opponent          | M   | FG-A | 3P-A | FT-A | Reb | PF | A | T | B | S | PTS |
|-------------------|-----|------|------|------|-----|----|---|---|---|---|-----|
| N13 Austin Peay   | DNP |      |      |      |     |    |   |   |   |   |     |
| N16 Gardner-Webb  |     |      |      |      |     |    |   |   |   |   |     |
| N19 Stony Brook   |     |      |      |      |     |    |   |   |   |   |     |
| N23 vs. St. Johns |     |      |      |      |     |    |   |   |   |   |     |
| N24 Maui          |     |      |      |      |     |    |   |   |   |   |     |
| N25 Maui          |     |      |      |      |     |    |   |   |   |   |     |
| D2 Detroit        |     |      |      |      |     |    |   |   |   |   |     |
| D6 @Baylor        |     |      |      |      |     |    |   |   |   |   |     |
| D9 Dayton         |     |      |      |      |     |    |   |   |   |   |     |
| D19 Wofford       |     |      |      |      |     |    |   |   |   |   |     |
| D22 @Purdue       |     |      |      |      |     |    |   |   |   |   |     |
| D30 W. Michigan   |     |      |      |      |     |    |   |   |   |   |     |
| J2 LSU            |     |      |      |      |     |    |   |   |   |   |     |
| J5 @Arkansas      |     |      |      |      |     |    |   |   |   |   |     |
| J9 @S. Carolina   |     |      |      |      |     |    |   |   |   |   |     |
| J12 Auburn        |     |      |      |      |     |    |   |   |   |   |     |
| J16 Alabama       |     |      |      |      |     |    |   |   |   |   |     |
| J20 @Tennessee    |     |      |      |      |     |    |   |   |   |   |     |
| J23 @Kentucky     |     |      |      |      |     |    |   |   |   |   |     |
| J26 Florida       |     |      |      |      |     |    |   |   |   |   |     |
| J30 @Texas        |     |      |      |      |     |    |   |   |   |   |     |
| F4 Texas A&M      |     |      |      |      |     |    |   |   |   |   |     |
| F6 @Ole Miss      |     |      |      |      |     |    |   |   |   |   |     |
| F10 Missouri      |     |      |      |      |     |    |   |   |   |   |     |
| F13 @Auburn       |     |      |      |      |     |    |   |   |   |   |     |
| F16 @Miss. State  |     |      |      |      |     |    |   |   |   |   |     |
| F20 Georgia       |     |      |      |      |     |    |   |   |   |   |     |
| F23 @Florida      |     |      |      |      |     |    |   |   |   |   |     |
| F27 Kentucky      |     |      |      |      |     |    |   |   |   |   |     |
| M1 Tennessee      |     |      |      |      |     |    |   |   |   |   |     |
| M5 @Texas A&M     |     |      |      |      |     |    |   |   |   |   |     |

Baptiste's Overall Statistics at Vanderbilt

| Year | GP | GS | Min | Avg | FG | FGA | Pct | 3FG | 3FGA | Pct | FT | FTA | Pct | Off | Def | Tot | Avg | PF | FO | Ast | TO | Blk | Stl | Pts | Avg |
|------|----|----|-----|-----|----|-----|-----|-----|------|-----|----|-----|-----|-----|-----|-----|-----|----|----|-----|----|-----|-----|-----|-----|
|------|----|----|-----|-----|----|-----|-----|-----|------|-----|----|-----|-----|-----|-----|-----|-----|----|----|-----|----|-----|-----|-----|-----|

Baptiste's SEC Statistics at Vanderbilt

| Year | GP | GS | Min | Avg | FG | FGA | Pct | 3FG | 3FGA | Pct | FT | FTA | Pct | Off | Def | Tot | Avg | PF | FO | Ast | TO | Blk | Stl | Pts | Avg |
|------|----|----|-----|-----|----|-----|-----|-----|------|-----|----|-----|-----|-----|-----|-----|-----|----|----|-----|----|-----|-----|-----|-----|
|------|----|----|-----|-----|----|-----|-----|-----|------|-----|----|-----|-----|-----|-----|-----|-----|----|----|-----|----|-----|-----|-----|-----|



**NOLAN CRESSLER**

**24**

RS Junior, Guard  
6'4" 210 lbs.  
Pittsburgh, Pa.  
Cornell/Plum HS

**SEASON HIGHS**

- Points:** 7, vs. Gardner-Webb (11/16/15)
- FG Made:** 2, 3x, last vs. Stony Brook (11/19/15)
- FG Atts:** 5, vs. Austin Peay (11/13/15)
- 3FG Made:** 1, 2x, last vs. Gardner-Webb (11/16/15)
- 3FG Atts:** 3, vs. Austin Peay (11/13/15)
- FT Made:** 2, vs. Gardner-Webb (11/16/15)
- FT Atts:** 2, 2x, last vs. Gardner-Webb (11/16/15)
- Rebounds:** 4, 2x, last vs. Gardner-Webb (11/16/15)
- Assists:** 4, vs. Gardner-Webb (11/16/15)
- Turnovers:** 1, vs. Austin Peay (11/13/15)
- Blocks:** 1, vs. Austin Peay (11/13/15)
- Steals:**
- Minutes:** 22, vs. Austin Peay (11/13/15)

**CAREER HIGHS**

- Points:** 34, vs. Brown (2/22/14)
- FG Made:** 11, vs. Siena (11/22/13)
- FG Atts:** 22, vs. Penn (3/8/14)
- 3FG Made:** 6, vs. Brown (2/22/14)
- 3FG Atts:** 13, at W. Michigan (11/29/13)
- FT Made:** 10, 2x, last vs. Brown (2/22/14)
- FT Atts:** 14, vs. Brown (2/22/14)
- Rebounds:** 9, 2x, last at Notre Dame (12/1/13)
- Assists:** 4, 3x, last vs. Gardner-Webb (11/16/15)
- Turnovers:** 4, 4x, last vs. Princeton (3/7/14)
- Blocks:** 1, 4x, last vs. Austin Peay (11/13/15)
- Steals:** 3, at Binghamton (12/30/13)
- Minutes:** 37, 4x, last vs. Brown (2/22/14)

**MISCELLANEOUS**

|                   | 2015-16 | Career |
|-------------------|---------|--------|
| Double-Digit Pts. |         | 36     |
| 20+ Points        |         | 11     |
| 5+ threes         |         | 5      |

**CRESSLER NOTEBOOK**

- ☛ Scored six points in Vanderbilt debut vs. Austin Peay; tallied seven points, four rebounds and four assists in win over Gardner-Webb.
- ☛ 6'4 guard who transferred to Vanderbilt from Cornell in the summer of 2014.
- ☛ Averaged 16.8 points, 4.2 rebounds, and 1.6 assists in his sophomore season with the Big Red...Named an honorable-mention All-Ivy selection as a sophomore...Has two years of eligibility remaining after sitting out the 2014-15 season.
- ☛ Led the team in scoring with 16.8 points per game with the Big Red.
- ☛ Also averaged 4.2 rebounds, and 1.6 assists per contest.
- ☛ Scored a career-high 34 points against Brown..His 469 points ranked 14th in a single season at Cornell, while his 68 3-pointers sits 11th... He shot 41 percent from the floor and 36 percent from 3-point range while adding 4.2 rebounds and 1.6 assists per contest.
- ☛ Scored 27 points, including five 3-pointers, at 2013 MAC champion Western Michigan, and notched 25 points on 11-of-19 shooting vs. Siena, adding three rebounds and two assists.
- ☛ Opened the 2013-14 season with a bang, scoring a career-best 23 points in the season opener at Syracuse, including 20 in the first half.

**CRESSLER GAME-BY-GAME (JUNIOR)**

| Opponent          | M  | FG-A | 3P-A | FT-A | Reb | PF | A | T | B | S | PTS |
|-------------------|----|------|------|------|-----|----|---|---|---|---|-----|
| N13 Austin Peay   | 22 | 2-5  | 1-3  | 1-2  | 4   | 3  | 0 | 1 | 1 | 0 | 6   |
| N16 Gardner-Webb  | 18 | 2-3  | 1-2  | 2-2  | 4   | 1  | 4 | 1 | 0 | 0 | 7   |
| N19 Stony Brook   | 14 | 2-2  | 0-0  | 0-0  | 1   | 1  | 0 | 0 | 0 | 0 | 4   |
| N23 vs. St. Johns |    |      |      |      |     |    |   |   |   |   |     |
| N24 Maui          |    |      |      |      |     |    |   |   |   |   |     |
| N25 Maui          |    |      |      |      |     |    |   |   |   |   |     |
| D2 Detroit        |    |      |      |      |     |    |   |   |   |   |     |
| D6 @Baylor        |    |      |      |      |     |    |   |   |   |   |     |
| D9 Dayton         |    |      |      |      |     |    |   |   |   |   |     |
| D19 Wofford       |    |      |      |      |     |    |   |   |   |   |     |
| D22 @Purdue       |    |      |      |      |     |    |   |   |   |   |     |
| D30 W. Michigan   |    |      |      |      |     |    |   |   |   |   |     |
| J2 LSU            |    |      |      |      |     |    |   |   |   |   |     |
| J5 @Arkansas      |    |      |      |      |     |    |   |   |   |   |     |
| J9 @S. Carolina   |    |      |      |      |     |    |   |   |   |   |     |
| J12 Auburn        |    |      |      |      |     |    |   |   |   |   |     |
| J16 Alabama       |    |      |      |      |     |    |   |   |   |   |     |
| J20 @Tennessee    |    |      |      |      |     |    |   |   |   |   |     |
| J23 @Kentucky     |    |      |      |      |     |    |   |   |   |   |     |
| J26 Florida       |    |      |      |      |     |    |   |   |   |   |     |
| J30 @Texas        |    |      |      |      |     |    |   |   |   |   |     |
| F4 Texas A&M      |    |      |      |      |     |    |   |   |   |   |     |
| F6 @Ole Miss      |    |      |      |      |     |    |   |   |   |   |     |
| F10 Missouri      |    |      |      |      |     |    |   |   |   |   |     |
| F13 @Auburn       |    |      |      |      |     |    |   |   |   |   |     |
| F16 @Miss. State  |    |      |      |      |     |    |   |   |   |   |     |
| F20 Georgia       |    |      |      |      |     |    |   |   |   |   |     |
| F23 @Florida      |    |      |      |      |     |    |   |   |   |   |     |
| F27 Kentucky      |    |      |      |      |     |    |   |   |   |   |     |
| M1 Tennessee      |    |      |      |      |     |    |   |   |   |   |     |
| M5 @Texas A&M     |    |      |      |      |     |    |   |   |   |   |     |

Cressler's Overall Statistics

| Year         | GP        | GS        | Min         | Avg         | FG         | FGA        | Pct         | 3FG        | 3FGA       | Pct         | FT         | FTA        | Pct         | Off       | Def        | Tot        | Avg        | PF         | FO       | Ast       | TO        | Blk      | Stl       | Pts        | Avg         |
|--------------|-----------|-----------|-------------|-------------|------------|------------|-------------|------------|------------|-------------|------------|------------|-------------|-----------|------------|------------|------------|------------|----------|-----------|-----------|----------|-----------|------------|-------------|
| 2012-13      | 31        | 12        | 717         | 23.1        | 99         | 232        | .427        | 54         | 134        | .403        | 36         | 47         | .766        | 29        | 87         | 116        | 3.7        | 54         | 0        | 24        | 31        | 1        | 19        | 288        | 9.3         |
| 2013-14      | 28        | 28        | 912         | 32.6        | 169        | 411        | .411        | 68         | 187        | .364        | 63         | 81         | .778        | 20        | 98         | 118        | 4.2        | 78         | 3        | 45        | 59        | 2        | 14        | 469        | 16.8        |
| 2015-16      | 3         | 1         | 54          | 18.0        | 6          | 10         | .600        | 2          | 5          | .400        | 3          | 4          | .750        | 1         | 8          | 9          | 3.0        | 5          | 0        | 4         | 2         | 1        | 0         | 17         | 5.7         |
| <b>TOTAL</b> | <b>62</b> | <b>41</b> | <b>1683</b> | <b>27.1</b> | <b>274</b> | <b>653</b> | <b>.420</b> | <b>124</b> | <b>326</b> | <b>.380</b> | <b>102</b> | <b>132</b> | <b>.773</b> | <b>50</b> | <b>193</b> | <b>243</b> | <b>3.9</b> | <b>137</b> | <b>3</b> | <b>73</b> | <b>92</b> | <b>4</b> | <b>33</b> | <b>774</b> | <b>12.5</b> |



**MATTHEW FISHER-DAVIS**

**5**

Sophomore, Guard  
6'5" 185 lbs.  
Charlotte, N.C.  
Butler HS

**SEASON HIGHS**

**Points:** 11, vs. Stony Brook (11/19/15)  
**FG Made:** 3, 2x, last vs. Stony Brook (11/19/15)  
**FG Atts:** 10, vs. Stony Brook (11/19/15)  
**3FG Made:** 3, vs. Gardner-Webb (11/16/15)  
**3FG Atts:** 5, 3x, last vs. Stony Brook (11/19/15)  
**FT Made:** 4, vs. Stony Brook (11/19/15)  
**FT Atts:** 4, vs. Stony Brook (11/19/15)  
**Rebounds:** 4, vs. Stony Brook (11/19/15)  
**Assists:** 3, vs. Austin Peay (11/13/15)  
**Turnovers:**  
**Blocks:**  
**Steals:** 2, vs. Gardner-Webb (11/16/15)  
**Minutes:** 34, vs. Stony Brook (11/19/15)

**CAREER HIGHS**

**Points:** 18, at Stanford (3/24/15)  
**FG Made:** 6, at Stanford (3/24/15)  
**FG Atts:** 13, at Stanford (3/24/15)  
**3FG Made:** 6, at Stanford (3/24/15)  
**3FG Atts:** 11, 2x, last at Stanford (3/24/15)  
**FT Made:** 4, vs. Stony Brook (11/19/15)  
**FT Atts:** 4, 2x, last vs. Stony Brook (11/19/15)  
**Rebounds:** 5, 2x, last at Ole Miss (3/7/15)  
**Assists:** 5, at Ole Miss (3/7/15)  
**Turnovers:** 5, at Stanford (3/24/15)  
**Blocks:** 4, vs. S. Dakota St. (3/20/15)  
**Steals:** 2, at Ole Miss (3/7/15)  
**Minutes:** 35, vs. Yale (1/3/15)

**MISCELLANEOUS**

|                   | 2015-16 | Career |
|-------------------|---------|--------|
| Double-Digit Pts. | 1       | 11     |
| 3+ Threes         |         | 12     |

**FISHER-DAVIS NOTEBOOK**

- ✪ Tallied season-high 11 points vs. Stony Brook.
- ✪ Started 11 games in 2014-15, including last 10.
- ✪ Finished season as the SEC's freshman leader in three-pointers made (2.1, 6th in conference) and was second in three-point percentage in all games (.401). In league games only, Fisher-Davis was fifth in threes made (2.2) and fourth in three-point percentage (.402).
- ✪ Scored a career-high 18 points at Stanford in NIT Quarterfinals on a career-high six made threes.
- ✪ Had three made threes against Purdue and W. Carolina.
- ✪ Scored 11 points vs. Norfolk St.
- ✪ 6'5 guard considered one of best shooters in 2014 class...Shot 67.5% from the floor, 49.1% from three, and 96% from the free throw line in his senior season at Butler HS.
- ✪ Averaged 22 points, 13 rebounds, five assists, two steals and two blocks per game as a senior, and was named the SW4A Player of the Year and as a member of the Charlotte Observer's All-Observer team.
- ✪ Chose Vanderbilt over Texas, Georgia, Baylor, Kansas State, Virginia, Oklahoma State, Arkansas, Alabama, and Wake Forest.

**FISHER-DAVIS GAME-BY-GAME (SOPHOMORE)**

| Opponent          | M  | FG-A | 3P-A | FT-A | Reb | PF | A | T | B | S | PTS |
|-------------------|----|------|------|------|-----|----|---|---|---|---|-----|
| N13 Austin Peay*  | 20 | 2-6  | 2-5  | 0-0  | 1   | 1  | 3 | 0 | 0 | 1 | 6   |
| N16 Gardner-Webb* | 20 | 3-5  | 3-5  | 2-2  | 4   | 2  | 6 | 3 | 0 | 3 | 9   |
| N19 Stony Brook*  | 34 | 3-10 | 1-5  | 4-4  | 4   | 1  | 1 | 0 | 0 | 0 | 11  |
| N23 vs. St. Johns |    |      |      |      |     |    |   |   |   |   |     |
| N24 Maui          |    |      |      |      |     |    |   |   |   |   |     |
| N25 Maui          |    |      |      |      |     |    |   |   |   |   |     |
| D2 Detroit        |    |      |      |      |     |    |   |   |   |   |     |
| D6 @Baylor        |    |      |      |      |     |    |   |   |   |   |     |
| D9 Dayton         |    |      |      |      |     |    |   |   |   |   |     |
| D19 Wofford       |    |      |      |      |     |    |   |   |   |   |     |
| D22 @Purdue       |    |      |      |      |     |    |   |   |   |   |     |
| D30 W. Michigan   |    |      |      |      |     |    |   |   |   |   |     |
| J2 LSU            |    |      |      |      |     |    |   |   |   |   |     |
| J5 @Arkansas      |    |      |      |      |     |    |   |   |   |   |     |
| J9 @S. Carolina   |    |      |      |      |     |    |   |   |   |   |     |
| J12 Auburn        |    |      |      |      |     |    |   |   |   |   |     |
| J16 Alabama       |    |      |      |      |     |    |   |   |   |   |     |
| J20 @Tennessee    |    |      |      |      |     |    |   |   |   |   |     |
| J23 @Kentucky     |    |      |      |      |     |    |   |   |   |   |     |
| J26 Florida       |    |      |      |      |     |    |   |   |   |   |     |
| J30 @Texas        |    |      |      |      |     |    |   |   |   |   |     |
| F4 Texas A&M      |    |      |      |      |     |    |   |   |   |   |     |
| F6 @Ole Miss      |    |      |      |      |     |    |   |   |   |   |     |
| F10 Missouri      |    |      |      |      |     |    |   |   |   |   |     |
| F13 @Auburn       |    |      |      |      |     |    |   |   |   |   |     |
| F16 @Miss. State  |    |      |      |      |     |    |   |   |   |   |     |
| F20 Georgia       |    |      |      |      |     |    |   |   |   |   |     |
| F23 @Florida      |    |      |      |      |     |    |   |   |   |   |     |
| F27 Kentucky      |    |      |      |      |     |    |   |   |   |   |     |
| M1 Tennessee      |    |      |      |      |     |    |   |   |   |   |     |
| M5 @Texas A&M     |    |      |      |      |     |    |   |   |   |   |     |

| Fisher-Davis' Overall Statistics at Vanderbilt |           |           |            |             |           |            |             |           |            |             |           |           |             |           |           |           |            |           |          |           |           |           |           |            |            |  |  |
|--|-----------|-----------|------------|-------------|-----------|------------|-------------|-----------|------------|-------------|-----------|-----------|-------------|-----------|-----------|-----------|------------|-----------|----------|-----------|-----------|-----------|-----------|------------|------------|--|--|
| Year   | GP        | GS        | Min        | Avg         | FG        | FGA        | Pct         | 3FG       | 3FGA       | Pct         | FT        | FTA       | Pct         | Off       | Def       | Tot       | Avg        | PF        | FO       | Ast       | TO        | Blk       | Stl       | Pts        | Avg        |  |  |
| 2014-15  | 34        | 11        | 777        | 22.9        | 80        | 228        | .351        | 71        | 177        | .401        | 15        | 21        | .714        | 16        | 63        | 79        | 2.3        | 55        | 0        | 46        | 31        | 16        | 13        | 246        | 7.2        |  |  |
| 2015-16  | 3         | 3         | 74         | 24.7        | 8         | 21         | .381        | 6         | 15         | .400        | 4         | 4         | 1.000       | 1         | 6         | 7         | 2.3        | 3         | 0        | 5         | 0         | 0         | 3         | 26         | 8.7        |  |  |
| <b>TOTAL</b>                                   | <b>37</b> | <b>14</b> | <b>851</b> | <b>23.0</b> | <b>88</b> | <b>249</b> | <b>.353</b> | <b>77</b> | <b>192</b> | <b>.401</b> | <b>19</b> | <b>25</b> | <b>.760</b> | <b>17</b> | <b>69</b> | <b>86</b> | <b>2.3</b> | <b>58</b> | <b>0</b> | <b>51</b> | <b>31</b> | <b>16</b> | <b>16</b> | <b>272</b> | <b>7.4</b> |  |  |

| Fisher-Davis' SEC Statistics at Vanderbilt |           |          |            |             |           |            |             |           |           |             |          |           |             |          |           |           |            |           |          |           |           |          |          |            |            |  |  |
|--|-----------|----------|------------|-------------|-----------|------------|-------------|-----------|-----------|-------------|----------|-----------|-------------|----------|-----------|-----------|------------|-----------|----------|-----------|-----------|----------|----------|------------|------------|--|--|
| Year                                       | GP        | GS       | Min        | Avg         | FG        | FGA        | Pct         | 3FG       | 3FGA      | Pct         | FT       | FTA       | Pct         | Off      | Def       | Tot       | Avg        | PF        | FO       | Ast       | TO        | Blk      | Stl      | Pts        | Avg        |  |  |
| 2014-15                                    | 18        | 7        | 429        | 23.8        | 45        | 127        | .354        | 39        | 97        | .402        | 7        | 11        | .636        | 9        | 36        | 45        | 2.5        | 27        | 0        | 26        | 17        | 7        | 7        | 136        | 7.6        |  |  |
| <b>TOTAL</b>                               | <b>18</b> | <b>7</b> | <b>429</b> | <b>23.8</b> | <b>45</b> | <b>127</b> | <b>.354</b> | <b>39</b> | <b>97</b> | <b>.402</b> | <b>7</b> | <b>11</b> | <b>.636</b> | <b>9</b> | <b>36</b> | <b>45</b> | <b>2.5</b> | <b>27</b> | <b>0</b> | <b>26</b> | <b>17</b> | <b>7</b> | <b>7</b> | <b>136</b> | <b>7.6</b> |  |  |



**JOSH HENDERSON**

**40** Grad. Student, Center  
7'0" 237 lbs.  
Roanoke, Va.  
Cave Spring HS

**SEASON HIGHS**

- Points:** 5, 2x, last vs. Gardner-Webb (11/16/15)
- FG Made:** 2, 2x, last vs. Gardner-Webb (11/16/15)
- FG Atts:** 7, vs. Austin Peay (11/13/15)
- 3FG Made:**
- 3FG Atts:**
- FT Made:** 1, 2x, last vs. Gardner-Webb (11/16/15)
- FT Atts:** 2, 2x, last vs. Gardner-Webb (11/16/15)
- Rebounds:** 7, vs. Austin Peay (11/13/15)
- Assists:** 1, 2x, last vs. Gardner-Webb (11/16/15)
- Turnovers:** 1, vs. Austin Peay (11/13/15)
- Blocks:** 2, vs. Austin Peay (11/13/15)
- Steals:** 1, vs. Austin Peay (11/13/15)
- Minutes:** 19, vs. Austin Peay (11/13/15)

**CAREER HIGHS**

- Points:** 13, 2x, last at Tennessee (1/29/13)
- FG Made:** 6, 2x, last at Tennessee (1/29/13)
- FG Atts:** 10, at Tennessee (1/29/13)
- 3FG Made:**
- 3FG Atts:** 1, 4x, last at Georgia (1/27/15)
- FT Made:** 5, 2x, last vs. Loyola Marymount (11/25/13)
- FT Atts:** 8, vs. Loyola Marymount (11/25/13)
- Rebounds:** 7, 2x, last vs. Providence (11/22/13)
- Assists:** 4, vs Bucknell (11/15/11)
- Turnovers:** 4, 2x, last vs. Alabama (2/2/13)
- Blocks:** 3, 2x, last vs. South Carolina (3/9/13)
- Steals:** 3, at Texas (12/2/13)
- Minutes:** 32, 2x, last at Auburn (3/2/13)

**HENDERSON NOTEBOOK**

- ☛ Scored five points vs. Austin Peay and Gardner-Webb.
- ☛ Granted sixth year of eligibility by the NCAA in summer of 2015.
- ☛ Played 13 solid minutes at Kentucky in 2015 - was 2-4 from floor and scored four points.
- ☛ Scored season-high 12 points at Georgia Tech on 5-5 shooting.
- ☛ Graduated with degree in Economics in May of 2014. Currently pursuing master's degree at the Owen School of Business.
- ☛ Tore his ACL, MCL in his left knee vs. Marshall and missed the rest of the 2013-14 season.
- ☛ Scored 12 points at Texas in 2013, and has averaged 10.5 points per game in his last four games.
- ☛ Tallied six points in season opener vs. Georgia State.
- ☛ Played in all 33 games and started 21 in 2012-13...Averaged 5.4 points and 3.4 rebounds per game.
- ☛ Scored career-high 13 points on three occasions in 2012-13.
- ☛ Played in eight games in 2011-12 and averaged 2.6 points and 2.9 rebounds.
- ☛ Played in first game as a collegian against Oregon in 2011 - scored four points and had four rebounds in 11 minutes.
- ☛ Scored a career-high 10 points vs. Monmouth (11/25/11); was 4-4 from the floor.
- ☛ Has team-high four assists vs. Bucknell (11/15/11)
- ☛ Redshirted in 2010-11.
- ☛ Signed in the spring of 2010 with the Commodores.
- ☛ 6'11 center chose Vanderbilt over Virginia, Wake Forest, Davidson, Cincinnati, Maryland, and Penn State.

**HENDERSON GAME-BY-GAME (GRADUATE STUDENT)**

| Opponent          | M  | FG-A | 3P-A | FT-A | Reb | PF | A | T | B | S | PTS |
|-------------------|----|------|------|------|-----|----|---|---|---|---|-----|
| N13 Austin Peay   | 19 | 2-7  | 0-0  | 1-2  | 7   | 2  | 1 | 1 | 2 | 1 | 5   |
| N16 Gardner-Webb  | 12 | 2-2  | 0-0  | 1-2  | 0   | 0  | 1 | 0 | 0 | 0 | 5   |
| N19 Stony Brook   | 11 | 0-1  | 0-0  | 0-1  | 1   | 1  | 0 | 0 | 0 | 0 | 0   |
| N23 vs. St. Johns |    |      |      |      |     |    |   |   |   |   |     |
| N24 Maui          |    |      |      |      |     |    |   |   |   |   |     |
| N25 Maui          |    |      |      |      |     |    |   |   |   |   |     |
| D2 Detroit        |    |      |      |      |     |    |   |   |   |   |     |
| D6 @Baylor        |    |      |      |      |     |    |   |   |   |   |     |
| D9 Dayton         |    |      |      |      |     |    |   |   |   |   |     |
| D19 Wofford       |    |      |      |      |     |    |   |   |   |   |     |
| D22 @Purdue       |    |      |      |      |     |    |   |   |   |   |     |
| D30 W. Michigan   |    |      |      |      |     |    |   |   |   |   |     |
| J2 LSU            |    |      |      |      |     |    |   |   |   |   |     |
| J5 @Arkansas      |    |      |      |      |     |    |   |   |   |   |     |
| J9 @S. Carolina   |    |      |      |      |     |    |   |   |   |   |     |
| J12 Auburn        |    |      |      |      |     |    |   |   |   |   |     |
| J16 Alabama       |    |      |      |      |     |    |   |   |   |   |     |
| J20 @Tennessee    |    |      |      |      |     |    |   |   |   |   |     |
| J23 @Kentucky     |    |      |      |      |     |    |   |   |   |   |     |
| J26 Florida       |    |      |      |      |     |    |   |   |   |   |     |
| J30 @Texas        |    |      |      |      |     |    |   |   |   |   |     |
| F4 Texas A&M      |    |      |      |      |     |    |   |   |   |   |     |
| F6 @Ole Miss      |    |      |      |      |     |    |   |   |   |   |     |
| F10 Missouri      |    |      |      |      |     |    |   |   |   |   |     |
| F13 @Auburn       |    |      |      |      |     |    |   |   |   |   |     |
| F16 @Miss. State  |    |      |      |      |     |    |   |   |   |   |     |
| F20 Georgia       |    |      |      |      |     |    |   |   |   |   |     |
| F23 @Florida      |    |      |      |      |     |    |   |   |   |   |     |
| F27 Kentucky      |    |      |      |      |     |    |   |   |   |   |     |
| M1 Tennessee      |    |      |      |      |     |    |   |   |   |   |     |
| M5 @Texas A&M     |    |      |      |      |     |    |   |   |   |   |     |

| Year         | GP        | GS        | Min         | Avg         | FG         | FGA        | Pct         | 3FG      | 3FGA     | Pct         | FT        | FTA        | Pct         | Off       | Def        | Tot        | Avg        | PF         | FO       | Ast       | TO        | Blk       | Stl       | Pts        | Avg        |
|--------------|-----------|-----------|-------------|-------------|------------|------------|-------------|----------|----------|-------------|-----------|------------|-------------|-----------|------------|------------|------------|------------|----------|-----------|-----------|-----------|-----------|------------|------------|
| 2011-12      | 7         | 0         | 67          | 9.6         | 8          | 17         | .471        | 0        | 0        | .000        | 5         | 9          | .556        | 12        | 9          | 21         | 3.0        | 14         | 0        | 5         | 5         | 0         | 1         | 21         | 3.0        |
| 2012-13      | 33        | 21        | 678         | 20.5        | 73         | 157        | .465        | 0        | 1        | .000        | 31        | 60         | .517        | 47        | 66         | 113        | 3.4        | 75         | 1        | 27        | 49        | 29        | 18        | 177        | 5.4        |
| 2013-14      | 8         | 3         | 152         | 19.0        | 21         | 43         | .488        | 0        | 0        | .000        | 11        | 17         | .647        | 14        | 20         | 34         | 4.3        | 16         | 0        | 3         | 6         | 3         | 5         | 53         | 6.6        |
| 2014-15      | 24        | 2         | 175         | 7.3         | 22         | 44         | .500        | 0        | 2        | .000        | 8         | 13         | .615        | 13        | 16         | 29         | 1.2        | 24         | 0        | 3         | 8         | 2         | 2         | 52         | 2.2        |
| 2015-16      | 3         | 0         | 42          | 14.0        | 4          | 10         | .400        | 0        | 0        | .000        | 2         | 5          | .400        | 3         | 5          | 8          | 2.7        | 3          | 0        | 2         | 1         | 2         | 1         | 10         | 3.3        |
| <b>TOTAL</b> | <b>76</b> | <b>26</b> | <b>1116</b> | <b>14.7</b> | <b>128</b> | <b>271</b> | <b>.472</b> | <b>0</b> | <b>3</b> | <b>.000</b> | <b>57</b> | <b>104</b> | <b>.548</b> | <b>89</b> | <b>118</b> | <b>207</b> | <b>2.7</b> | <b>133</b> | <b>1</b> | <b>40</b> | <b>69</b> | <b>36</b> | <b>27</b> | <b>313</b> | <b>4.1</b> |

| Year         | GP        | GS        | Min        | Avg         | FG        | FGA        | Pct         | 3FG      | 3FGA     | Pct         | FT        | FTA       | Pct         | Off       | Def       | Tot       | Avg        | PF        | FO       | Ast       | TO        | Blk       | Stl      | Pts        | Avg        |
|--------------|-----------|-----------|------------|-------------|-----------|------------|-------------|----------|----------|-------------|-----------|-----------|-------------|-----------|-----------|-----------|------------|-----------|----------|-----------|-----------|-----------|----------|------------|------------|
| 2012-13      | 18        | 10        | 359        | 19.9        | 47        | 91         | .516        | 0        | 1        | .000        | 17        | 32        | .531        | 22        | 37        | 59        | 3.3        | 42        | 1        | 9         | 30        | 17        | 8        | 111        | 6.2        |
| 2014-15      | 10        | 2         | 76         | 7.6         | 8         | 21         | .381        | 0        | 1        | .000        | 1         | 3         | .333        | 4         | 1         | 5         | 0.5        | 9         | 0        | 2         | 2         | 1         | 1        | 17         | 1.7        |
| <b>TOTAL</b> | <b>28</b> | <b>12</b> | <b>435</b> | <b>15.5</b> | <b>55</b> | <b>112</b> | <b>.491</b> | <b>0</b> | <b>2</b> | <b>.000</b> | <b>18</b> | <b>35</b> | <b>.514</b> | <b>26</b> | <b>38</b> | <b>64</b> | <b>2.3</b> | <b>51</b> | <b>1</b> | <b>11</b> | <b>32</b> | <b>18</b> | <b>9</b> | <b>128</b> | <b>4.6</b> |



## DAMIAN JONES

# 30

Junior, Center  
7'0" 245 lbs.  
Baton Rouge, La.  
Scotlandville Magnet HS

### SEASON HIGHS

**Points:** 13, vs. Stony Brook (11/19/15)  
**FG Made:** 2x, last vs. Stony Brook (11/19/15)  
**FG Atts:** 13, vs. Stony Brook (11/19/15)  
**3FG Made:**  
**3FG Atts:**  
**FT Made:** 2, vs. Gardner-Webb (11/16/15)  
**FT Atts:** 6, vs. Gardner-Webb (11/16/15)  
**Rebounds:** 7, vs. Gardner-Webb (11/16/15)  
**Assists:** 4, vs. Gardner-Webb (11/16/15)  
**Turnovers:** 2, 2x, last vs. Stony Brook (11/19/15)  
**Blocks:** 3, vs. Gardner-Webb (11/16/15)  
**Steals:** 1, 2x, last vs. Gardner-Webb (11/16/15)  
**Minutes:** 29, vs. Stony Brook (11/19/15)

### CAREER HIGHS

**Points:** 24, vs. Trevecca (11/16/14)  
**FG Made:** 10, 2x, last at Saint Mary's (3/18/15)  
**FG Atts:** 15, 2x, last vs. Lipscomb (11/20/14)  
**3FG Made:** 1, vs. Rutgers (11/28/14)  
**3FG Atts:** 1, 3x, last vs. La Salle (11/29/14)  
**FT Made:** 9, 2x, last vs. Yale (1/3/15)  
**FT Atts:** 13, 2x, last at Miss. St. (1/17/15)  
**Rebounds:** 15, vs. Tennessee (3/12/15)  
**Assists:** 4, 2x, last vs. Gardner-Webb (11/16/15)  
**Turnovers:** 6, at Ole Miss (3/8/14)  
**Blocks:** 7, at S. Carolina (2/13/14)  
**Steals:** 2, at Kentucky (1/20/15)  
**Minutes:** 41, vs. Texas A&M (2/15/14)

### MISCELLANEOUS

|                   | 2015-16 | Career |
|-------------------|---------|--------|
| Double-Digit Pts. | 3       | 51     |
| Double-Doubles    | -       | 7      |

### JONES NOTEBOOK

- ✪ Scored a season-high 13 points vs. Stony Brook; scored in double figures in 51 career games.
- ✪ 2015-16 preseason All-SEC first team selection by league's coaches and media.
- ✪ First Team All-SEC selection by the league's coaches in 2014-15.
- ✪ Tallied double figures in 28 games in 2014-15 and had 20+ points in eight games; scored 21 points and tied career-high with 10 made field goals at Saint Mary's.
- ✪ Finished 10th in the SEC in scoring in all games (14.5).
- ✪ Posted second double-double of the season vs. Tennessee with 20 points and career-high 15 rebounds.
- ✪ Finished with 506 points as a sophomore, which is second on Vanderbilt's sophomore single-season scoring list.
- ✪ Finished first in the SEC in FG% (.562) and 3rd in blocks (2.0).
- ✪ Named to the All-SEC Freshman team by the league's coaches in 2013-14.
- ✪ Averaged 11.3 points and 11.7 ppg in league play in 2013-14. Scored in double-figures in 20 games, and scored a career-high 19 points on two occasions (Georgia State (11/12); at Missouri (2/19))
- ✪ Won SEC Freshman of the Week honors after averaging 16.5 points and 5.5 rebounds in games against Missouri and Auburn.
- ✪ Posted five double-doubles in his freshman year.
- ✪ Blocked a career-high seven blocks at South Carolina in 2014 (2/13), which also tied a school record for blocks in a game held by Will Perdue (vs. East Carolina, 12/28/87) and Festus Ezeli (at Georgia, 2/16/11)
- ✪ Chose the Commodores over LSU, Oklahoma, Oklahoma State, Duke, Syracuse, Kansas, Stanford, Florida, and Alabama.
- ✪ Averaged 15.4 points, 8.0 rebounds, 4.0 blocks, and 2.0 assists in his senior season at Scotlandville Magnet.
- ✪ His Scotlandville teams won back-to-back state championships in his junior and senior seasons, and he was named Louisiana's 5A Player of the Year as a senior...Also captured four district championships...Was a member of the A Honor Roll.
- ✪ Advice to youngsters: "Do your best in what you put most of your interest in."

### JONES GAME-BY-GAME (JUNIOR)

| Opponent          | M  | FG-A | 3P-A | FT-A | Reb | PF | A | T | B | S | PTS |
|-------------------|----|------|------|------|-----|----|---|---|---|---|-----|
| N13 Austin Peay*  | 16 | 6-12 | 0-0  | 0-0  | 5   | 4  | 0 | 2 | 1 | 1 | 12  |
| N16 Gardner-Webb* | 23 | 4-7  | 0-0  | 2-6  | 7   | 3  | 4 | 1 | 3 | 1 | 10  |
| N19 Stony Brook*  | 29 | 6-13 | 0-0  | 1-4  | 6   | 3  | 1 | 2 | 1 | 0 | 13  |
| N23 vs. St. Johns |    |      |      |      |     |    |   |   |   |   |     |
| N24 Maui          |    |      |      |      |     |    |   |   |   |   |     |
| N25 Maui          |    |      |      |      |     |    |   |   |   |   |     |
| D2 Detroit        |    |      |      |      |     |    |   |   |   |   |     |
| D6 @Baylor        |    |      |      |      |     |    |   |   |   |   |     |
| D9 Dayton         |    |      |      |      |     |    |   |   |   |   |     |
| D19 Wofford       |    |      |      |      |     |    |   |   |   |   |     |
| D22 @Purdue       |    |      |      |      |     |    |   |   |   |   |     |
| D30 W. Michigan   |    |      |      |      |     |    |   |   |   |   |     |
| J2 LSU            |    |      |      |      |     |    |   |   |   |   |     |
| J5 @Arkansas      |    |      |      |      |     |    |   |   |   |   |     |
| J9 @S. Carolina   |    |      |      |      |     |    |   |   |   |   |     |
| J12 Auburn        |    |      |      |      |     |    |   |   |   |   |     |
| J16 Alabama       |    |      |      |      |     |    |   |   |   |   |     |
| J20 @Tennessee    |    |      |      |      |     |    |   |   |   |   |     |
| J23 @Kentucky     |    |      |      |      |     |    |   |   |   |   |     |
| J26 Florida       |    |      |      |      |     |    |   |   |   |   |     |
| J30 @Texas        |    |      |      |      |     |    |   |   |   |   |     |
| F4 Texas A&M      |    |      |      |      |     |    |   |   |   |   |     |
| F6 @Ole Miss      |    |      |      |      |     |    |   |   |   |   |     |
| F10 Missouri      |    |      |      |      |     |    |   |   |   |   |     |
| F13 @Auburn       |    |      |      |      |     |    |   |   |   |   |     |
| F16 @Miss. State  |    |      |      |      |     |    |   |   |   |   |     |
| F20 Georgia       |    |      |      |      |     |    |   |   |   |   |     |
| F23 @Florida      |    |      |      |      |     |    |   |   |   |   |     |
| F27 Kentucky      |    |      |      |      |     |    |   |   |   |   |     |
| M1 Tennessee      |    |      |      |      |     |    |   |   |   |   |     |
| M5 @Texas A&M     |    |      |      |      |     |    |   |   |   |   |     |

### Jones' Overall Statistics at Vanderbilt

| Year         | GP        | GS        | Min         | Avg         | FG         | FGA        | Pct         | 3pt      | 3ptA     | Pct         | FT         | FTA        | Pct         | Off        | Def        | Tot        | Avg        | PF         | FO       | Ast       | TO         | Blk        | Stl       | Pts        | Avg         |
|--------------|-----------|-----------|-------------|-------------|------------|------------|-------------|----------|----------|-------------|------------|------------|-------------|------------|------------|------------|------------|------------|----------|-----------|------------|------------|-----------|------------|-------------|
| 2013-14      | 31        | 28        | 803         | 25.9        | 138        | 254        | .543        | 0        | 0        | .000        | 73         | 134        | .545        | 57         | 119        | 176        | 5.7        | 104        | 3        | 7         | 56         | 43         | 9         | 349        | 11.3        |
| 2014-15      | 35        | 34        | 1020        | 29.1        | 186        | 331        | .562        | 1        | 5        | .200        | 133        | 222        | .599        | 76         | 151        | 227        | 6.5        | 89         | 1        | 26        | 76         | 70         | 20        | 506        | 14.5        |
| 2015-16      | 3         | 3         | 68          | 22.7        | 16         | 32         | .500        | 0        | 0        | .000        | 3          | 10         | .300        | 5          | 13         | 18         | 6.0        | 10         | 0        | 5         | 5          | 2          | 35        | 11.7       |             |
| <b>TOTAL</b> | <b>69</b> | <b>65</b> | <b>1891</b> | <b>27.4</b> | <b>340</b> | <b>617</b> | <b>.551</b> | <b>1</b> | <b>5</b> | <b>.200</b> | <b>209</b> | <b>366</b> | <b>.571</b> | <b>138</b> | <b>283</b> | <b>421</b> | <b>6.1</b> | <b>203</b> | <b>4</b> | <b>38</b> | <b>137</b> | <b>118</b> | <b>31</b> | <b>890</b> | <b>12.9</b> |

### Jones' SEC Statistics at Vanderbilt

| Year         | GP        | GS        | Min         | Avg         | FG         | FGA        | Pct         | 3pt      | 3ptA     | Pct         | FT        | FTA        | Pct         | Off       | Def        | Tot        | Avg        | PF         | FO       | Ast       | TO        | Blk       | Stl       | Pts        | Avg         |
|--------------|-----------|-----------|-------------|-------------|------------|------------|-------------|----------|----------|-------------|-----------|------------|-------------|-----------|------------|------------|------------|------------|----------|-----------|-----------|-----------|-----------|------------|-------------|
| 2013-14      | 18        | 18        | 525         | 29.2        | 82         | 160        | .513        | 0        | 0        | .000        | 46        | 77         | .597        | 38        | 79         | 117        | 6.5        | 67         | 2        | 5         | 37        | 26        | 7         | 210        | 11.7        |
| 2014-15      | 18        | 17        | 529         | 29.4        | 88         | 165        | .533        | 0        | 1        | .000        | 50        | 98         | .510        | 33        | 67         | 100        | 5.6        | 46         | 1        | 9         | 36        | 37        | 10        | 226        | 12.6        |
| <b>TOTAL</b> | <b>36</b> | <b>35</b> | <b>1054</b> | <b>29.3</b> | <b>170</b> | <b>325</b> | <b>.523</b> | <b>0</b> | <b>1</b> | <b>.000</b> | <b>96</b> | <b>175</b> | <b>.549</b> | <b>71</b> | <b>146</b> | <b>217</b> | <b>6.0</b> | <b>113</b> | <b>3</b> | <b>14</b> | <b>73</b> | <b>63</b> | <b>17</b> | <b>436</b> | <b>12.1</b> |



**CARTER JOSEPHS**

**14**

Senior, Guard  
6'0" 180 lbs.  
San Antonio, Texas  
Tom C. Clark HS

**SEASON HIGHS**

- Points:**
- FG Made:**
- FG Atts:**
- 3FG Made:**
- 3FG Atts:**
- FT Made:**
- FT Atts:**
- Rebounds:** 1, vs. Gardner-Webb (11/16/15)
- Assists:** 1, vs. Austin Peay (11/13/15)
- Turnovers:**
- Blocks:**
- Steals:**
- Minutes:** 11, vs. Austin Peay (11/13/15)

**CAREER HIGHS**

- Points:** 2, at Mississippi State (2/23/13)
- FG Made:** 1, at Mississippi State (2/23/13)
- FG Atts:** 1, 2x, last at Tennessee (3/1/14)
- 3FG Made:**
- 3FG Atts:**
- FT Made:**
- FT Atts:** 2, vs. Lipscomb (11/20/14)
- Rebounds:** 3, vs. Florida (2/25/14)
- Assists:** 9, at Auburn (2/22/14)
- Turnovers:** 3, vs. Trevecca (11/16/14)
- Blocks:**
- Steals:** 1, 5x, last at Ole Miss (3/8/14)
- Minutes:** 21, at Ole Miss (3/8/14)

**JOSEPHS NOTEBOOK**

- ⊛ Played season-high 13 minutes vs. South Carolina in 2014-15 - dished out four assists.
- ⊛ Walk-on guard from San Antonio, Texas...Played at Tom C. Clark High School...Played in 20 games as a sophomore in 2013-14.
- ⊛ Did not score in 2013-14, but averaged 1.1 assists and 0.3 rebounds per game
- ⊛ Played significant minutes in the team's last six games of 2013-14, averaging 16.3 minutes per game.
- ⊛ Made first career start at Ole Miss in 2014.
- ⊛ Helped the Commodores to a win at Auburn on February 22, playing 16 minutes and dishing out nine assists.
- ⊛ Played 20 minutes against number one Florida, where he grabbed a career-high three rebounds and also adding two assists and a steal.
- ⊛ Was his high school team's captain and defensive MVP in 2011-12, where he averaged 7.8 points, 5.2 assists, and 3.7 rebounds per game.
- ⊛ Academically, he was a member of the National Honor Society and the Spanish National Honor Society, was a National Achievement Scholar Semifinalist, and won the Clark Principal's Award from 2009-12.
- ⊛ Double majoring in Computer Science and Economics.
- ⊛ Advice to youngsters: "Work harder than everyone else."

**JOSEPHS GAME-BY-GAME (JUNIOR)**

| Opponent          | M   | FG-A | 3P-A | FT-A | Reb | PF | A | T | B | S | PTS |
|-------------------|-----|------|------|------|-----|----|---|---|---|---|-----|
| N13 Austin Peay   | 11  | 0-0  | 0-0  | 0-0  | 0   | 0  | 1 | 0 | 0 | 0 | 0   |
| N16 Gardner-Webb  | 5   | 0-0  | 0-0  | 0-0  | 1   | 1  | 1 | 0 | 0 | 0 | 0   |
| N19 Stony Brook   | DNP |      |      |      |     |    |   |   |   |   |     |
| N23 vs. St. Johns |     |      |      |      |     |    |   |   |   |   |     |
| N24 Maui          |     |      |      |      |     |    |   |   |   |   |     |
| N25 Maui          |     |      |      |      |     |    |   |   |   |   |     |
| D2 Detroit        |     |      |      |      |     |    |   |   |   |   |     |
| D6 @Baylor        |     |      |      |      |     |    |   |   |   |   |     |
| D9 Dayton         |     |      |      |      |     |    |   |   |   |   |     |
| D19 Wofford       |     |      |      |      |     |    |   |   |   |   |     |
| D22 @Purdue       |     |      |      |      |     |    |   |   |   |   |     |
| D30 W. Michigan   |     |      |      |      |     |    |   |   |   |   |     |
| J2 LSU            |     |      |      |      |     |    |   |   |   |   |     |
| J5 @Arkansas      |     |      |      |      |     |    |   |   |   |   |     |
| J9 @S. Carolina   |     |      |      |      |     |    |   |   |   |   |     |
| J12 Auburn        |     |      |      |      |     |    |   |   |   |   |     |
| J16 Alabama       |     |      |      |      |     |    |   |   |   |   |     |
| J20 @Tennessee    |     |      |      |      |     |    |   |   |   |   |     |
| J23 @Kentucky     |     |      |      |      |     |    |   |   |   |   |     |
| J26 Florida       |     |      |      |      |     |    |   |   |   |   |     |
| J30 @Texas        |     |      |      |      |     |    |   |   |   |   |     |
| F4 Texas A&M      |     |      |      |      |     |    |   |   |   |   |     |
| F6 @Ole Miss      |     |      |      |      |     |    |   |   |   |   |     |
| F10 Missouri      |     |      |      |      |     |    |   |   |   |   |     |
| F13 @Auburn       |     |      |      |      |     |    |   |   |   |   |     |
| F16 @Miss. State  |     |      |      |      |     |    |   |   |   |   |     |
| F20 Georgia       |     |      |      |      |     |    |   |   |   |   |     |
| F23 @Florida      |     |      |      |      |     |    |   |   |   |   |     |
| F27 Kentucky      |     |      |      |      |     |    |   |   |   |   |     |
| M1 Tennessee      |     |      |      |      |     |    |   |   |   |   |     |
| M5 @Texas A&M     |     |      |      |      |     |    |   |   |   |   |     |

Josephs' Overall Statistics at Vanderbilt

| Year         | GP        | GS       | Min        | Avg        | FG       | FGA      | Pct         | 3FG      | 3FGA     | Pct         | FT       | FTA      | Pct         | Off      | Def       | Tot       | Avg        | PF        | FO       | Ast       | TO        | Blk      | Stl      | Pts      | Avg        |
|--------------|-----------|----------|------------|------------|----------|----------|-------------|----------|----------|-------------|----------|----------|-------------|----------|-----------|-----------|------------|-----------|----------|-----------|-----------|----------|----------|----------|------------|
| 2012-13      | 6         | 0        | 6          | 1.0        | 1        | 1        | 1.000       | 0        | 0        | .000        | 0        | 0        | .000        | 0        | 0         | 0         | 0.0        | 1         | 0        | 0         | 0         | 0        | 0        | 2        | 0.3        |
| 2013-14      | 20        | 1        | 160        | 8.0        | 0        | 1        | .000        | 0        | 0        | .000        | 0        | 1        | .000        | 0        | 7         | 7         | 0.4        | 17        | 0        | 22        | 8         | 0        | 6        | 0        | 0.0        |
| 2014-15      | 13        | 0        | 52         | 4.0        | 0        | 0        | .000        | 0        | 0        | .000        | 0        | 2        | .000        | 0        | 5         | 5         | 0.4        | 7         | 0        | 8         | 3         | 0        | 0        | 0        | 0.0        |
| 2015-16      | 2         | 0        | 16         | 8.0        | 0        | 0        | .000        | 0        | 0        | .000        | 0        | 0        | .000        | 0        | 1         | 1         | 0.5        | 1         | 0        | 2         | 0         | 0        | 0        | 0        | 0.0        |
| <b>TOTAL</b> | <b>41</b> | <b>1</b> | <b>234</b> | <b>5.7</b> | <b>1</b> | <b>2</b> | <b>.500</b> | <b>0</b> | <b>0</b> | <b>.000</b> | <b>0</b> | <b>3</b> | <b>.000</b> | <b>0</b> | <b>13</b> | <b>13</b> | <b>0.3</b> | <b>26</b> | <b>0</b> | <b>32</b> | <b>11</b> | <b>0</b> | <b>6</b> | <b>2</b> | <b>0.0</b> |

Josephs' SEC Statistics at Vanderbilt

| Year         | GP        | GS       | Min        | Avg        | FG       | FGA      | Pct         | 3FG      | 3FGA     | Pct         | FT       | FTA      | Pct         | Off      | Def       | Tot       | Avg        | PF        | FO       | Ast       | TO       | Blk      | Stl      | Pts      | Avg        |
|--------------|-----------|----------|------------|------------|----------|----------|-------------|----------|----------|-------------|----------|----------|-------------|----------|-----------|-----------|------------|-----------|----------|-----------|----------|----------|----------|----------|------------|
| 2012-13      | 2         | 0        | 2          | 1.0        | 1        | 1        | 1.000       | 0        | 0        | .000        | 0        | 0        | .000        | 0        | 0         | 0         | 0.0        | 1         | 0        | 0         | 0        | 0        | 0        | 2        | 1.0        |
| 2013-14      | 14        | 1        | 127        | 9.1        | 0        | 1        | .000        | 0        | 0        | .000        | 0        | 0        | .000        | 0        | 6         | 6         | 0.4        | 15        | 0        | 21        | 5        | 0        | 5        | 0        | 0.0        |
| 2014-15      | 6         | 0        | 39         | 6.5        | 0        | 0        | .000        | 0        | 0        | .000        | 0        | 0        | .000        | 0        | 4         | 4         | 0.7        | 6         | 0        | 8         | 0        | 0        | 0        | 0        | 0.0        |
| <b>TOTAL</b> | <b>21</b> | <b>0</b> | <b>147</b> | <b>7.0</b> | <b>1</b> | <b>2</b> | <b>.500</b> | <b>0</b> | <b>0</b> | <b>.000</b> | <b>0</b> | <b>0</b> | <b>.000</b> | <b>0</b> | <b>10</b> | <b>10</b> | <b>0.5</b> | <b>18</b> | <b>0</b> | <b>24</b> | <b>3</b> | <b>0</b> | <b>4</b> | <b>2</b> | <b>0.1</b> |



**CAMRON JUSTICE**

**O**

Freshman, Guard  
6'3" 180 lbs.  
Hindman, Ky.  
Knott County Central HS

**SEASON HIGHS**

**Points:** 8, vs. Austin Peay (11/13/15)  
**FG Made:** 2, vs. Austin Peay (11/13/15)  
**FG Atts:** 3, vs. Austin Peay (11/13/15)  
**3FG Made:** 2, vs. Austin Peay (11/13/15)  
**3FG Atts:** 3, vs. Austin Peay (11/13/15)  
**FT Made:** 2, vs. Austin Peay (11/13/15)  
**FT Atts:** 2, vs. Austin Peay (11/13/15)  
**Rebounds:** 2, vs. Austin Peay (11/13/15)  
**Assists:** 1, vs. Austin Peay (11/13/15)  
**Turnovers:** 1, vs. Austin Peay (11/13/15)  
**Blocks:**  
**Steals:** 2, vs. Gardner-Webb (11/16/15)  
**Minutes:** 17, vs. Gardner-Webb (11/16/15)

**CAREER HIGHS**

**Points:** 7, vs. Austin Peay (11/13/15)  
**FG Made:** 2, vs. Austin Peay (11/13/15)  
**FG Atts:** 3, vs. Austin Peay (11/13/15)  
**3FG Made:** 2, vs. Austin Peay (11/13/15)  
**3FG Atts:** 3, vs. Austin Peay (11/13/15)  
**FT Made:** 2, vs. Austin Peay (11/13/15)  
**FT Atts:** 2, vs. Austin Peay (11/13/15)  
**Rebounds:** 2, vs. Austin Peay (11/13/15)  
**Assists:** 1, vs. Austin Peay (11/13/15)  
**Turnovers:** 1, vs. Austin Peay (11/13/15)  
**Blocks:**  
**Steals:** 2, vs. Gardner-Webb (11/16/15)  
**Minutes:** 17, vs. Gardner-Webb (11/16/15)

**MISCELLANEOUS**

**JUSTICE NOTEBOOK**

- ✪ Tallied seven points in his Commodore debut vs. Austin Peay.
- ✪ Helped lead his Knott County Central team to its third consecutive Sweet 16 appearance in the spring of 2014.
- ✪ As a senior in 2015, he was named the Gatorade Player of the Year and Mr. Basketball for the state of Kentucky after averaging 28.5 points, 6.2 assists, 5.2 rebounds, and 2.4 steals per game.
- ✪ A two-time First Team All-State selection by The Louisville Courier-Journal and Lexington Herald-Leader, he shot 53.9 percent from the field, 42.3 percent from 3-point range and 84.7 percent from the free-throw line as a senior.
- ✪ Justice was the third-leading scorer (3,588 points) in Kentucky history and ranked third in three-pointers (393).
- ✪ Named a McDonald's and Parade All-American.
- ✪ Plans to major in Economics...Has one brother, Caleb

**JUSTICE GAME-BY-GAME (FRESHMAN)**

| Opponent          | M  | FG-A | 3P-A | FT-A | Reb | PF | A | T | B | S | PTS |
|-------------------|----|------|------|------|-----|----|---|---|---|---|-----|
| N13 Austin Peay   | 15 | 2-3  | 2-3  | 2-2  | 2   | 2  | 1 | 1 | 0 | 0 | 8   |
| N16 Gardner-Webb  | 17 | 1-4  | 1-1  | 0-0  | 0   | 2  | 0 | 0 | 0 | 2 | 3   |
| N19 Stony Brook   | 9  | 1-2  | 0-1  | 0-0  | 1   | 0  | 0 | 0 | 0 | 0 | 2   |
| N23 vs. St. Johns |    |      |      |      |     |    |   |   |   |   |     |
| N24 Maui          |    |      |      |      |     |    |   |   |   |   |     |
| N25 Maui          |    |      |      |      |     |    |   |   |   |   |     |
| D2 Detroit        |    |      |      |      |     |    |   |   |   |   |     |
| D6 @Baylor        |    |      |      |      |     |    |   |   |   |   |     |
| D9 Dayton         |    |      |      |      |     |    |   |   |   |   |     |
| D19 Wofford       |    |      |      |      |     |    |   |   |   |   |     |
| D22 @Purdue       |    |      |      |      |     |    |   |   |   |   |     |
| D30 W. Michigan   |    |      |      |      |     |    |   |   |   |   |     |
| J2 LSU            |    |      |      |      |     |    |   |   |   |   |     |
| J5 @Arkansas      |    |      |      |      |     |    |   |   |   |   |     |
| J9 @S. Carolina   |    |      |      |      |     |    |   |   |   |   |     |
| J12 Auburn        |    |      |      |      |     |    |   |   |   |   |     |
| J16 Alabama       |    |      |      |      |     |    |   |   |   |   |     |
| J20 @Tennessee    |    |      |      |      |     |    |   |   |   |   |     |
| J23 @Kentucky     |    |      |      |      |     |    |   |   |   |   |     |
| J26 Florida       |    |      |      |      |     |    |   |   |   |   |     |
| J30 @Texas        |    |      |      |      |     |    |   |   |   |   |     |
| F4 Texas A&M      |    |      |      |      |     |    |   |   |   |   |     |
| F6 @Ole Miss      |    |      |      |      |     |    |   |   |   |   |     |
| F10 Missouri      |    |      |      |      |     |    |   |   |   |   |     |
| F13 @Auburn       |    |      |      |      |     |    |   |   |   |   |     |
| F16 @Miss. State  |    |      |      |      |     |    |   |   |   |   |     |
| F20 Georgia       |    |      |      |      |     |    |   |   |   |   |     |
| F23 @Florida      |    |      |      |      |     |    |   |   |   |   |     |
| F27 Kentucky      |    |      |      |      |     |    |   |   |   |   |     |
| M1 Tennessee      |    |      |      |      |     |    |   |   |   |   |     |
| M5 @Texas A&M     |    |      |      |      |     |    |   |   |   |   |     |

Justice's Overall Statistics at Vanderbilt

| Year         | GP       | GS       | Min       | Avg         | FG       | FGA      | Pct         | 3FG      | 3FGA     | Pct         | FT       | FTA      | Pct          | Off      | Def      | Tot      | Avg        | PF       | FO       | Ast      | TO       | Blk      | Stl      | Pts       | Avg        |
|--------------|----------|----------|-----------|-------------|----------|----------|-------------|----------|----------|-------------|----------|----------|--------------|----------|----------|----------|------------|----------|----------|----------|----------|----------|----------|-----------|------------|
| 2015-16      | 3        | 0        | 41        | 13.7        | 4        | 9        | .444        | 3        | 5        | .600        | 2        | 2        | 1.000        | 1        | 2        | 3        | 1.0        | 4        | 0        | 1        | 1        | 0        | 2        | 13        | 4.3        |
| <b>TOTAL</b> | <b>3</b> | <b>0</b> | <b>41</b> | <b>13.7</b> | <b>4</b> | <b>9</b> | <b>.444</b> | <b>3</b> | <b>5</b> | <b>.600</b> | <b>2</b> | <b>2</b> | <b>1.000</b> | <b>1</b> | <b>2</b> | <b>3</b> | <b>1.0</b> | <b>4</b> | <b>0</b> | <b>1</b> | <b>1</b> | <b>0</b> | <b>2</b> | <b>13</b> | <b>4.3</b> |



**LUKE KORNET**

**3**

Junior, Forward  
7'1" 240 lbs.  
Lantana, Texas  
Liberty Christian HS

**SEASON HIGHS**

**Points:** 13, vs. Austin Peay (11/13/15)  
**FG Made:** 5, vs. Austin Peay (11/13/15)  
**FG Atts:** 13, vs. Stony Brook (11/19/15)  
**3FG Made:**  
**3FG Atts:** 5, vs. Stony Brook (11/19/15)  
**FT Made:** 4, vs. Gardner-Webb (11/16/15)  
**FT Atts:** 5, vs. Austin Peay (11/13/15)  
**Rebounds:** 13, vs. Austin Peay (11/13/15)  
**Assists:** 3, vs. Austin Peay (11/13/15)  
**Turnovers:** 1, vs. Austin Peay (11/13/15)  
**Blocks:** 4, vs. Austin Peay (11/13/15)  
**Steals:**  
**Minutes:** 37, vs. Stony Brook (11/19/15)

**CAREER HIGHS**

**Points:** 24, vs. Tennessee State (11/23/14)  
**FG Made:** 10, vs. Tennessee State (11/23/14)  
**FG Atts:** 15, at Georgia (1/27/15)  
**3FG Made:** 5, at Tennessee (2/26/15)  
**3FG Atts:** 8, at Georgia (1/27/15)  
**FT Made:** 4, 3x, last at Tennessee (2/26/15)  
**FT Atts:** 6, vs. Trevecca (11/16/14)  
**Rebounds:** 13, vs. Austin Peay (11/13/15)  
**Assists:** 4, vs. 2x last vs. South Carolina (2/7/15)  
**Turnovers:** 4, vs. Tennessee (2/11/15)  
**Blocks:** 4, 3x, last vs. Austin Peay (11/13/15)  
**Steals:** 3, vs. Miss. State (2/1/14)  
**Minutes:** 37, vs. Stony Brook (11/19/15)

**MISCELLANEOUS**

|                   | 2015-16 | Career |
|-------------------|---------|--------|
| Double-Digit Pts. | 2       | 23     |
| 3+ Threes         |         | 7      |

**KORNET NOTEBOOK**

- ☛ Scored 10 points in 12 minutes in win over Gardner-Webb.
- ☛ Tallied second career double-double vs. Austin Peay (13 pts, 13 rebs) - the 13 rebs was a new career high.
- ☛ Made career-high five threes and scored 21 points at Tennessee in 2015.
- ☛ Scored in double figures in 18 games as a sophomore and made three or more threes in six games.
- ☛ Scored 22 points vs. LSU off of the bench, a career-high in SEC games. He was 9-13 from the floor.
- ☛ Scored career-high 24 points on 10-11 shooting vs. Tenn. State... He tied the Memorial Gym record for FG% held by Jeffrey Taylor, who was also 10-11 from the floor vs. Tennessee State on December 19, 2009.
- ☛ Played in 30 games and started two as a true freshman; averaged 4.0 points, 2.3 rebounds, and 0.8 assists per game in 2013-14; Scored in double-figures in three games.
- ☛ Tallied a career-high 13 points at Ole Miss (3/8).
- ☛ Made two or more threes in six games as a freshman.
- ☛ Grew seven inches in his senior season and then two more when he arrived on campus.
- ☛ Son of Frank Kornet, a former Vanderbilt basketball standout of his own from 1986-89.
- ☛ Averaged 15.0 points, 8.0 rebounds, 3.0 blocks, and 3.0 steals at Liberty Christian School in Argyle, Texas.
- ☛ Team was a state finalist in 2013, and were District TAPPS 5A-1 Champions in 2013.
- ☛ Named to TAPPS 5A First Team All-State in 2012-13, and was an honorable all-state selection in 2011-12.
- ☛ Named to TAPPS 5A-1 First Team All-District team in 2011-12 and 2012-13...Denton Record Chronicle Defensive Player of the Area in 2012-13...Selected to the 2013 TAPPS State All-Tournament Team, and was also a member of the 2012 and 2013 Academic All-State Team.
- ☛ Advice to youngsters: "Your life is a gift from God, so do everything possible to give back to Him."

**KORNET GAME-BY-GAME (SOPHOMORE)**

| Opponent          | M  | FG-A | 3P-A | FT-A | Reb | PF | A | T | B | S | PTS |
|-------------------|----|------|------|------|-----|----|---|---|---|---|-----|
| N13 Austin Peay*  | 26 | 5-9  | 0-2  | 3-5  | 13  | 1  | 3 | 1 | 4 | 0 | 13  |
| N16 Gardner-Webb* | 12 | 3-5  | 0-2  | 4-4  | 1   | 1  | 0 | 0 | 1 | 1 | 10  |
| N19 Stony Brook   | 29 | 3-13 | 0-5  | 3-4  | 6   | 2  | 1 | 0 | 3 | 0 | 9   |
| N23 vs. St. Johns |    |      |      |      |     |    |   |   |   |   |     |
| N24 Maui          |    |      |      |      |     |    |   |   |   |   |     |
| N25 Maui          |    |      |      |      |     |    |   |   |   |   |     |
| D2 Detroit        |    |      |      |      |     |    |   |   |   |   |     |
| D6 @Baylor        |    |      |      |      |     |    |   |   |   |   |     |
| D9 Dayton         |    |      |      |      |     |    |   |   |   |   |     |
| D19 Wofford       |    |      |      |      |     |    |   |   |   |   |     |
| D22 @Purdue       |    |      |      |      |     |    |   |   |   |   |     |
| D30 W. Michigan   |    |      |      |      |     |    |   |   |   |   |     |
| J2 LSU            |    |      |      |      |     |    |   |   |   |   |     |
| J5 @Arkansas      |    |      |      |      |     |    |   |   |   |   |     |
| J9 @S. Carolina   |    |      |      |      |     |    |   |   |   |   |     |
| J12 Auburn        |    |      |      |      |     |    |   |   |   |   |     |
| J16 Alabama       |    |      |      |      |     |    |   |   |   |   |     |
| J20 @Tennessee    |    |      |      |      |     |    |   |   |   |   |     |
| J23 @Kentucky     |    |      |      |      |     |    |   |   |   |   |     |
| J26 Florida       |    |      |      |      |     |    |   |   |   |   |     |
| J30 @Texas        |    |      |      |      |     |    |   |   |   |   |     |
| F4 Texas A&M      |    |      |      |      |     |    |   |   |   |   |     |
| F6 @Ole Miss      |    |      |      |      |     |    |   |   |   |   |     |
| F10 Missouri      |    |      |      |      |     |    |   |   |   |   |     |
| F13 @Auburn       |    |      |      |      |     |    |   |   |   |   |     |
| F16 @Miss. State  |    |      |      |      |     |    |   |   |   |   |     |
| F20 Georgia       |    |      |      |      |     |    |   |   |   |   |     |
| F23 @Florida      |    |      |      |      |     |    |   |   |   |   |     |
| F27 Kentucky      |    |      |      |      |     |    |   |   |   |   |     |
| M1 Tennessee      |    |      |      |      |     |    |   |   |   |   |     |
| M5 @Texas A&M     |    |      |      |      |     |    |   |   |   |   |     |

Kornet's Overall Statistics at Vanderbilt

| Year         | GP        | GS        | Min         | Avg         | FG         | FGA        | Pct         | 3FG       | 3FGA       | Pct         | FT        | FTA       | Pct         | Off       | Def        | Tot        | Avg        | PF         | FO       | Ast       | TO        | Blk       | Stl       | Pts        | Avg        |
|--------------|-----------|-----------|-------------|-------------|------------|------------|-------------|-----------|------------|-------------|-----------|-----------|-------------|-----------|------------|------------|------------|------------|----------|-----------|-----------|-----------|-----------|------------|------------|
| 2013-14      | 30        | 2         | 460         | 15.3        | 45         | 131        | .344        | 21        | 89         | .236        | 8         | 15        | .533        | 19        | 49         | 68         | 2.3        | 34         | 0        | 23        | 21        | 17        | 9         | 119        | 4.0        |
| 2014-15      | 35        | 14        | 756         | 21.6        | 106        | 214        | .495        | 50        | 125        | .400        | 42        | 55        | .764        | 32        | 88         | 120        | 3.4        | 67         | 1        | 37        | 41        | 38        | 7         | 304        | 8.7        |
| 2015-16      | 3         | 2         | 67          | 22.3        | 11         | 27         | .407        | 0         | 9          | .000        | 10        | 13        | .769        | 7         | 13         | 20         | 6.7        | 4          | 0        | 4         | 1         | 8         | 1         | 32         | 10.7       |
| <b>TOTAL</b> | <b>68</b> | <b>18</b> | <b>1283</b> | <b>18.9</b> | <b>162</b> | <b>372</b> | <b>.435</b> | <b>71</b> | <b>223</b> | <b>.318</b> | <b>60</b> | <b>83</b> | <b>.723</b> | <b>58</b> | <b>150</b> | <b>208</b> | <b>3.1</b> | <b>105</b> | <b>1</b> | <b>64</b> | <b>63</b> | <b>63</b> | <b>17</b> | <b>455</b> | <b>6.7</b> |

Kornet's SEC Statistics at Vanderbilt

| Year         | GP        | GS       | Min        | Avg         | FG        | FGA        | Pct         | 3FG       | 3FGA       | Pct         | FT        | FTA       | Pct         | Off       | Def       | Tot       | Avg        | PF        | FO       | Ast       | TO        | Blk       | Stl       | Pts        | Avg        |
|--------------|-----------|----------|------------|-------------|-----------|------------|-------------|-----------|------------|-------------|-----------|-----------|-------------|-----------|-----------|-----------|------------|-----------|----------|-----------|-----------|-----------|-----------|------------|------------|
| 2013-14      | 18        | 1        | 279        | 15.5        | 24        | 78         | .308        | 12        | 57         | .211        | 4         | 9         | .444        | 10        | 29        | 39        | 2.2        | 16        | 0        | 13        | 13        | 10        | 7         | 64         | 3.6        |
| 2014-15      | 18        | 4        | 401        | 22.3        | 56        | 119        | .471        | 28        | 72         | .389        | 21        | 25        | .840        | 14        | 44        | 58        | 3.2        | 32        | 1        | 22        | 19        | 15        | 5         | 161        | 8.9        |
| <b>TOTAL</b> | <b>36</b> | <b>5</b> | <b>680</b> | <b>18.9</b> | <b>80</b> | <b>197</b> | <b>.406</b> | <b>40</b> | <b>129</b> | <b>.310</b> | <b>25</b> | <b>34</b> | <b>.735</b> | <b>24</b> | <b>73</b> | <b>97</b> | <b>2.7</b> | <b>48</b> | <b>1</b> | <b>35</b> | <b>32</b> | <b>25</b> | <b>12</b> | <b>225</b> | <b>6.3</b> |



## RILEY LACHANCE

# 13

Sophomore, Guard  
6'2" 182 lbs.  
Brookfield, Wis.  
Brookfield HS

### SEASON HIGHS

- Points:** 13, 2x, last vs. Stony Brook (11/19/15)
- FG Made:** 5, vs. Stony Brook (11/19/15)
- FG Atts:** 8, vs. Stony Brook (11/19/15)
- 3FG Made:** 3, vs. Gardner-Webb (11/16/15)
- 3FG Atts:** 5, vs. Gardner-Webb (11/16/15)
- FT Made:** 2, vs. Gardner-Webb (11/16/15)
- FT Atts:** 2, vs. Gardner-Webb (11/16/15)
- Rebounds:** 4, vs. Gardner-Webb (11/16/15)
- Assists:** 6, vs. Gardner-Webb (11/16/15)
- Turnovers:** 3, vs. Gardner-Webb (11/16/15)
- Blocks:** 1, vs. Stony Brook (11/19/15)
- Steals:** 3, vs. Gardner-Webb (11/16/15)
- Minutes:** 27, vs. Gardner-Webb (11/16/15)

### CAREER HIGHS

- Points:** 26, 2x, last vs. W. Carolina (12/16/14)
- FG Made:** 9, vs. Purdue (12/13/14)
- FG Atts:** 18, at Florida (2/18/15)
- 3FG Made:** 5, 2x, last at Ole Miss (3/7/15)
- 3FG Atts:** 9, 2x, last at Ole Miss (3/7/15)
- FT Made:** 5, 2x, last vs. W. Carolina (12/16/14)
- FT Atts:** 5, 4x, last vs. Georgia (1/14/15)
- Rebounds:** 9, vs. Missouri (2/21/15)
- Assists:** 8, at Ole Miss (3/7/15)
- Turnovers:** 5, vs. Florida (2/3/15)
- Blocks:** 1, 2x, last vs. Stony Brook (11/19/15)
- Steals:** 5, vs. Penn (12/22/14)
- Minutes:** 42, 2x, last vs. Tennessee (2/11/15)

### MISCELLANEOUS

|                   | 2015-16 | Career |
|-------------------|---------|--------|
| Double-Digit Pts. | 2       | 26     |
| 20+ Point games   |         | 3      |

### LACHANCE NOTEBOOK

- ☛ Scored 13 points, had six assists, and four assists vs. Gardner-Webb; also scored 13 points vs. Stony Brook.
- ☛ Named to preseason All-SEC 2nd Team by league coaches.
- ☛ Named to the SEC All-Freshman team in 2015; SEC freshman leader in points scored in all games and second in threes made.
- ☛ Third on Vanderbilt's single-season freshman scoring list with 429 points - one of only four Vanderbilt freshman to ever eclipse 400-point barrier.
- ☛ Seventh in threes made (2.1) and eighth in minutes (33.3). Second amongst freshmen in SEC in threes made behind teammate Matthew Fisher-Davis.
- ☛ In league games only, finished 8th in 3FG made (1.9), 9th in A/T/O ratio (1.9), and 7th in minutes (34.6)
- ☛ Captured four SEC Freshmen of the Week honors this season. The four freshman honors is a new program record.
- ☛ Scored in double figures in 24 games in 2014-15, scored 20 or more points in four contests.
- ☛ Ended freshman season with 102 assists, third on the freshman single-season list.
- ☛ Scored 19 points and dished out career-best eight assists in win at Ole Miss.
- ☛ Had a career-high nine rebounds vs. Missouri.
- ☛ Scored a career-high 26 points in win over Purdue and 26 vs. Western Carolina.
- ☛ 6'2 guard who lead his Brookfield Central High School team in Wisconsin to a 24-1 record as a senior when he averaged 23.0 points and 2.6 assists per game...Left Brookfield as the school's all-time leading scorer (1,643 points).
- ☛ Was voted the top point guard in the state of Wisconsin by Wisconsin Hoops, and was the Player of the Year for Waukesha County.
- ☛ Also Brookfield's single-season scoring leader with 543 points, and the all-time leader in steals with 188.
- ☛ Major is Human and Organizational Development.

### LACHANCE GAME-BY-GAME (FRESHMAN)

| Opponent          | M  | FG-A | 3P-A | FT-A | Reb | PF | A | T | B | S | PTS |
|-------------------|----|------|------|------|-----|----|---|---|---|---|-----|
| N13 Austin Peay*  | 17 | 3-7  | 1-3  | 0-0  | 2   | 0  | 4 | 0 | 0 | 1 | 7   |
| N16 Gardner-Webb* | 27 | 4-7  | 3-5  | 2-2  | 4   | 2  | 6 | 3 | 0 | 3 | 13  |
| N19 Stony Brook*  | 38 | 5-8  | 2-4  | 1-2  | 1   | 2  | 3 | 1 | 1 | 0 | 13  |
| N23 vs. St. Johns |    |      |      |      |     |    |   |   |   |   |     |
| N24 Maui          |    |      |      |      |     |    |   |   |   |   |     |
| N25 Maui          |    |      |      |      |     |    |   |   |   |   |     |
| D2 Detroit        |    |      |      |      |     |    |   |   |   |   |     |
| D6 @Baylor        |    |      |      |      |     |    |   |   |   |   |     |
| D9 Dayton         |    |      |      |      |     |    |   |   |   |   |     |
| D19 Wofford       |    |      |      |      |     |    |   |   |   |   |     |
| D22 @Purdue       |    |      |      |      |     |    |   |   |   |   |     |
| D30 W. Michigan   |    |      |      |      |     |    |   |   |   |   |     |
| J2 LSU            |    |      |      |      |     |    |   |   |   |   |     |
| J5 @Arkansas      |    |      |      |      |     |    |   |   |   |   |     |
| J9 @S. Carolina   |    |      |      |      |     |    |   |   |   |   |     |
| J12 Auburn        |    |      |      |      |     |    |   |   |   |   |     |
| J16 Alabama       |    |      |      |      |     |    |   |   |   |   |     |
| J20 @Tennessee    |    |      |      |      |     |    |   |   |   |   |     |
| J23 @Kentucky     |    |      |      |      |     |    |   |   |   |   |     |
| J26 Florida       |    |      |      |      |     |    |   |   |   |   |     |
| J30 @Texas        |    |      |      |      |     |    |   |   |   |   |     |
| F4 Texas A&M      |    |      |      |      |     |    |   |   |   |   |     |
| F6 @Ole Miss      |    |      |      |      |     |    |   |   |   |   |     |
| F10 Missouri      |    |      |      |      |     |    |   |   |   |   |     |
| F13 @Auburn       |    |      |      |      |     |    |   |   |   |   |     |
| F16 @Miss. State  |    |      |      |      |     |    |   |   |   |   |     |
| F20 Georgia       |    |      |      |      |     |    |   |   |   |   |     |
| F23 @Florida      |    |      |      |      |     |    |   |   |   |   |     |
| F27 Kentucky      |    |      |      |      |     |    |   |   |   |   |     |
| M1 Tennessee      |    |      |      |      |     |    |   |   |   |   |     |
| M5 @Texas A&M     |    |      |      |      |     |    |   |   |   |   |     |

#### LaChance's Overall Statistics at Vanderbilt

| Year         | GP        | GS        | Min         | Avg         | FG         | FGA        | Pct         | 3FG       | 3FGA       | Pct         | FT        | FTA       | Pct         | Off       | Def        | Tot        | Avg        | PF        | FO       | Ast        | TO        | Blk      | Stl       | Pts        | Avg         |
|--------------|-----------|-----------|-------------|-------------|------------|------------|-------------|-----------|------------|-------------|-----------|-----------|-------------|-----------|------------|------------|------------|-----------|----------|------------|-----------|----------|-----------|------------|-------------|
| 2014-15      | 35        | 35        | 1166        | 33.3        | 147        | 337        | .436        | 66        | 173        | .382        | 69        | 79        | .873        | 10        | 100        | 110        | 3.1        | 46        | 0        | 102        | 47        | 1        | 25        | 429        | 12.3        |
| 2015-16      | 3         | 3         | 82          | 27.3        | 12         | 22         | .545        | 6         | 12         | .500        | 3         | 4         | .750        | 1         | 6          | 7          | 2.3        | 4         | 0        | 13         | 4         | 1        | 4         | 33         | 11.0        |
| <b>TOTAL</b> | <b>38</b> | <b>38</b> | <b>1248</b> | <b>32.8</b> | <b>159</b> | <b>359</b> | <b>.443</b> | <b>72</b> | <b>185</b> | <b>.389</b> | <b>72</b> | <b>83</b> | <b>.867</b> | <b>11</b> | <b>106</b> | <b>117</b> | <b>3.1</b> | <b>50</b> | <b>0</b> | <b>115</b> | <b>51</b> | <b>2</b> | <b>29</b> | <b>462</b> | <b>12.2</b> |

#### LaChance's SEC Statistics at Vanderbilt

| Year         | GP        | GS        | Min        | Avg         | FG        | FGA        | Pct         | 3FG       | 3FGA      | Pct         | FT        | FTA       | Pct         | Off      | Def       | Tot       | Avg        | PF        | FO       | Ast       | TO        | Blk      | Stl       | Pts        | Avg         |
|--------------|-----------|-----------|------------|-------------|-----------|------------|-------------|-----------|-----------|-------------|-----------|-----------|-------------|----------|-----------|-----------|------------|-----------|----------|-----------|-----------|----------|-----------|------------|-------------|
| 2014-15      | 18        | 18        | 622        | 34.6        | 73        | 177        | .412        | 35        | 91        | .385        | 38        | 45        | .844        | 6        | 56        | 62        | 3.4        | 27        | 0        | 54        | 29        | 0        | 10        | 219        | 12.2        |
| <b>TOTAL</b> | <b>18</b> | <b>18</b> | <b>622</b> | <b>34.6</b> | <b>73</b> | <b>177</b> | <b>.412</b> | <b>35</b> | <b>91</b> | <b>.385</b> | <b>38</b> | <b>45</b> | <b>.844</b> | <b>6</b> | <b>56</b> | <b>62</b> | <b>3.4</b> | <b>27</b> | <b>0</b> | <b>54</b> | <b>29</b> | <b>0</b> | <b>10</b> | <b>219</b> | <b>12.2</b> |



**PHILLIP MCGLOIN**

**12**

Sophomore, Guard  
6'1" 183 lbs.  
Washington, D.C.  
Mercersburg Academy

**SEASON HIGHS**

**Points:** 4, vs. Gardner-Webb (11/16/15)  
**FG Made:** 1, vs. Gardner-Webb (11/16/15)  
**FG Atts:** 1, 2x, last vs. Gardner-Webb (11/16/15)  
**3FG Made:** 1, vs. Gardner-Webb (11/16/15)  
**3FG Atts:** 1, vs. Gardner-Webb (11/16/15)  
**FT Made:** 1, vs. Gardner-Webb (11/16/15)  
**FT Atts:** 2, vs. Gardner-Webb (11/16/15)  
**Rebounds:** 1, vs. Gardner-Webb (11/16/15)  
**Assists:**  
**Turnovers:**  
**Blocks:**  
**Steals:**  
**Minutes:** 2, vs. Gardner-Webb (11/16/15)

**CAREER HIGHS**

**Points:** 4, vs. Gardner-Webb (11/16/15)  
**FG Made:** 1, vs. Gardner-Webb (11/16/15)  
**FG Atts:** 1, 3x, last vs. Gardner-Webb (11/16/15)  
**3FG Made:** 1, vs. Gardner-Webb (11/16/15)  
**3FG Atts:** 1, vs. Gardner-Webb (11/16/15)  
**FT Made:** 1, vs. Gardner-Webb (11/16/15)  
**FT Atts:** 2, vs. Gardner-Webb (11/16/15)  
**Rebounds:** 2, vs. Penn (12/22/14)  
**Assists:** 1, vs. Missouri (2/21/15)  
**Turnovers:** 2, vs. Penn (12/22/14)  
**Blocks:**  
**Steals:**  
**Minutes:** 3, vs. Penn (12/22/14)

**MISCELLANEOUS**

**MCGLOIN NOTEBOOK**

- ☛ Scored first points of his career in win over Gardner-Webb.
- ☛ Made first appearance of his career in 2014 in final seconds of win over Purdue.
- ☛ Made the team as a walk-on in October of 2014.
- ☛ Played at Sidwell Friends in Washington, D.C., where his team won two Mid-Atlantic Conference championships and he was named an All-MAC first-team selection in his senior season.
- ☛ Averaged 19.5 points, 6.0 assists, and 5.5 rebounds per game with the Quakers.
- ☛ Member of the School Senate at Sidwell Friends and also named a National Achievement Scholar.
- ☛ Plans to major in Environmental Engineering.

**MCGLOIN'S GAME-BY-GAME (FRESHMAN)**

| Opponent          | M   | FG-A | 3P-A | FT-A | Reb | PF | A | T | B | S | PTS |
|-------------------|-----|------|------|------|-----|----|---|---|---|---|-----|
| N13 Austin Peay   | 1   | 0-1  | 0-0  | 0-0  | 0   | 0  | 0 | 0 | 0 | 0 | 0   |
| N16 Gardner-Webb  | 2   | 1-1  | 1-1  | 1-2  | 1   | 1  | 0 | 0 | 0 | 0 | 3   |
| N19 Stony Brook   | DNP |      |      |      |     |    |   |   |   |   |     |
| N23 vs. St. Johns |     |      |      |      |     |    |   |   |   |   |     |
| N24 Maui          |     |      |      |      |     |    |   |   |   |   |     |
| N25 Maui          |     |      |      |      |     |    |   |   |   |   |     |
| D2 Detroit        |     |      |      |      |     |    |   |   |   |   |     |
| D6 @Baylor        |     |      |      |      |     |    |   |   |   |   |     |
| D9 Dayton         |     |      |      |      |     |    |   |   |   |   |     |
| D19 Wofford       |     |      |      |      |     |    |   |   |   |   |     |
| D22 @Purdue       |     |      |      |      |     |    |   |   |   |   |     |
| D30 W. Michigan   |     |      |      |      |     |    |   |   |   |   |     |
| J2 LSU            |     |      |      |      |     |    |   |   |   |   |     |
| J5 @Arkansas      |     |      |      |      |     |    |   |   |   |   |     |
| J9 @S. Carolina   |     |      |      |      |     |    |   |   |   |   |     |
| J12 Auburn        |     |      |      |      |     |    |   |   |   |   |     |
| J16 Alabama       |     |      |      |      |     |    |   |   |   |   |     |
| J20 @Tennessee    |     |      |      |      |     |    |   |   |   |   |     |
| J23 @Kentucky     |     |      |      |      |     |    |   |   |   |   |     |
| J26 Florida       |     |      |      |      |     |    |   |   |   |   |     |
| J30 @Texas        |     |      |      |      |     |    |   |   |   |   |     |
| F4 Texas A&M      |     |      |      |      |     |    |   |   |   |   |     |
| F6 @Ole Miss      |     |      |      |      |     |    |   |   |   |   |     |
| F10 Missouri      |     |      |      |      |     |    |   |   |   |   |     |
| F13 @Auburn       |     |      |      |      |     |    |   |   |   |   |     |
| F16 @Miss. State  |     |      |      |      |     |    |   |   |   |   |     |
| F20 Georgia       |     |      |      |      |     |    |   |   |   |   |     |
| F23 @Florida      |     |      |      |      |     |    |   |   |   |   |     |
| F27 Kentucky      |     |      |      |      |     |    |   |   |   |   |     |
| M1 Tennessee      |     |      |      |      |     |    |   |   |   |   |     |
| M5 @Texas A&M     |     |      |      |      |     |    |   |   |   |   |     |

McGloin's Overall Statistics at Vanderbilt

| Year         | GP       | GS       | Min      | Avg        | FG       | FGA      | Pct         | 3FG      | 3FGA     | Pct         | FT       | FTA      | Pct         | Off      | Def      | Tot      | Avg        | PF       | FO       | Ast      | TO       | Blk      | Stl      | Pts      | Avg        |
|--------------|----------|----------|----------|------------|----------|----------|-------------|----------|----------|-------------|----------|----------|-------------|----------|----------|----------|------------|----------|----------|----------|----------|----------|----------|----------|------------|
| 2014-15      | 5        | 0        | 5        | 1.0        | 0        | 1        | .000        | 0        | 1        | .000        | 0        | 0        | .000        | 0        | 3        | 3        | 0.6        | 0        | 0        | 1        | 3        | 0        | 0        | 0        | 0.0        |
| 2015-16      | 2        | 0        | 3        | 1.5        | 1        | 2        | .500        | 1        | 1        | 1.000       | 1        | 2        | .500        | 0        | 1        | 1        | 0.5        | 1        | 0        | 0        | 0        | 0        | 0        | 4        | 2.0        |
| <b>TOTAL</b> | <b>7</b> | <b>0</b> | <b>8</b> | <b>1.1</b> | <b>1</b> | <b>3</b> | <b>.333</b> | <b>1</b> | <b>2</b> | <b>.500</b> | <b>1</b> | <b>2</b> | <b>.500</b> | <b>0</b> | <b>4</b> | <b>4</b> | <b>0.6</b> | <b>1</b> | <b>0</b> | <b>1</b> | <b>3</b> | <b>0</b> | <b>0</b> | <b>4</b> | <b>0.6</b> |

McGloin's SEC Statistics at Vanderbilt

| Year         | GP       | GS       | Min      | Avg        | FG       | FGA      | Pct         | 3FG      | 3FGA     | Pct         | FT       | FTA      | Pct         | Off      | Def      | Tot      | Avg        | PF       | FO       | Ast      | TO       | Blk      | Stl      | Pts      | Avg        |
|--------------|----------|----------|----------|------------|----------|----------|-------------|----------|----------|-------------|----------|----------|-------------|----------|----------|----------|------------|----------|----------|----------|----------|----------|----------|----------|------------|
| 2014-15      | 2        | 0        | 0        | 0.0        | 0        | 0        | .000        | 0        | 0        | .000        | 0        | 0        | .000        | 0        | 1        | 1        | 1.0        | 1        | 0        | 1        | 0        | 0        | 0        | 0        | 0.0        |
| <b>TOTAL</b> | <b>2</b> | <b>0</b> | <b>0</b> | <b>0.0</b> | <b>0</b> | <b>0</b> | <b>.000</b> | <b>0</b> | <b>0</b> | <b>.000</b> | <b>0</b> | <b>0</b> | <b>.000</b> | <b>0</b> | <b>1</b> | <b>1</b> | <b>1.0</b> | <b>1</b> | <b>0</b> | <b>1</b> | <b>0</b> | <b>0</b> | <b>0</b> | <b>0</b> | <b>0.0</b> |



**JEFF ROBERSON**

**11**

Sophomore, Forward  
6'6" 220 lbs.  
Houston, Texas  
The Kinkaid School

**SEASON HIGHS**

- Points:** 18, vs. Gardner-Webb (11/16/15)
- FG Made:** 6, vs. Gardner-Webb (11/16/15)
- FG Atts:** 8, vs. Gardner-Webb (11/16/15)
- 3FG Made:** 1, vs. Gardner-Webb (11/16/15)
- 3FG Atts:** 2, vs. Gardner-Webb (11/16/15)
- FT Made:** 5, vs. Gardner-Webb (11/16/15)
- FT Atts:** 6, vs. Gardner-Webb (11/16/15)
- Rebounds:** 8, vs. Gardner-Webb (11/16/15)
- Assists:**
- Turnovers:** 2, vs. Stony Brook (11/19/15)
- Blocks:**
- Steals:** 1, vs. Stony Brook (11/19/15)
- Minutes:** 21, vs. Gardner-Webb (11/16/15)

**CAREER HIGHS**

- Points:** 18, vs. Gardner-Webb (11/16/15)
- FG Made:** 6, vs. Gardner-Webb (11/16/15)
- FG Atts:** 8, vs. Gardner-Webb (11/16/15)
- 3FG Made:** 2, 2x, last at Georgia (1/27/15)
- 3FG Atts:** 2, 6x, last at Stanford (3/24/15)
- FT Made:** 5, vs. Gardner-Webb (11/16/15)
- FT Atts:** 6, 4x, last vs. South Carolina (2/7/15)
- Rebounds:** 8, 3x, last vs. Gardner-Webb (11/16/15)
- Assists:** 4, at Georgia (1/27/15)
- Turnovers:** 4, 3x, last vs. Miss. St. (3/4/15)
- Blocks:** 2, at Saint Mary's (3/18/15)
- Steals:** 2, 3x, last at Saint Mary's (3/18/15)
- Minutes:** 35, vs. La Salle (11/29/14)

**MISCELLANEOUS**

**ROBERSON NOTEBOOK**

- ✪ Earned first start of the season vs. Stony Brook.
- ✪ Scored career-high 18 points and tied his career high with eight rebounds in win over Gardner-Webb.
- ✪ Started 24 games as a true freshman in 2014-15; averaged 4.7 ppg and shot 45.5% from three.
- ✪ Scored career-high 12 points vs. Tennessee at Memorial Gym.
- ✪ Scored eight points at Georgia Tech on 4-of-5 shooting; also scored eight points vs. Penn and 4-5 from floor.
- ✪ Tied a career high with eight rebounds against Baylor.
- ✪ Played career-high 35 minutes vs. LaSalle and scored seven points and grabbed seven rebounds.
- ✪ Left The Kinkaid School as the school's all-time leading scorer with 1,743 points.
- ✪ Averaged 20.1 points, 9.2 rebounds, 2.0 assists, and 1.5 steals per game in his senior season at the Kinkaid School in Houston.
- ✪ Named a finalist for the Guy V. Lewis Award, which is given to the top high school player in the city of Houston.
- ✪ As a senior, Roberson shot 66.8% from the floor, 48% from three-point range, and 78% from the free throw line.
- ✪ Chose Vanderbilt over Georgia Tech, Saint Louis, and Harvard.

**ROBERSON GAME-BY-GAME (FRESHMAN)**

| Opponent          | M   | FG-A | 3P-A | FT-A | Reb | PF | A | T | B | S | PTS |
|-------------------|-----|------|------|------|-----|----|---|---|---|---|-----|
| N13 Austin Peay   | DNP |      |      |      |     |    |   |   |   |   |     |
| N16 Gardner-Webb  | 21  | 6-8  | 1-2  | 5-6  | 8   | 2  | 0 | 1 | 0 | 0 | 18  |
| N19 Stony Brook*  | 14  | 1-2  | 0-0  | 2-2  | 1   | 3  | 0 | 2 | 0 | 1 | 4   |
| N23 vs. St. Johns |     |      |      |      |     |    |   |   |   |   |     |
| N24 Maui          |     |      |      |      |     |    |   |   |   |   |     |
| N25 Maui          |     |      |      |      |     |    |   |   |   |   |     |
| D2 Detroit        |     |      |      |      |     |    |   |   |   |   |     |
| D6 @Baylor        |     |      |      |      |     |    |   |   |   |   |     |
| D9 Dayton         |     |      |      |      |     |    |   |   |   |   |     |
| D19 Wofford       |     |      |      |      |     |    |   |   |   |   |     |
| D22 @Purdue       |     |      |      |      |     |    |   |   |   |   |     |
| D30 W. Michigan   |     |      |      |      |     |    |   |   |   |   |     |
| J2 LSU            |     |      |      |      |     |    |   |   |   |   |     |
| J5 @Arkansas      |     |      |      |      |     |    |   |   |   |   |     |
| J9 @S. Carolina   |     |      |      |      |     |    |   |   |   |   |     |
| J12 Auburn        |     |      |      |      |     |    |   |   |   |   |     |
| J16 Alabama       |     |      |      |      |     |    |   |   |   |   |     |
| J20 @Tennessee    |     |      |      |      |     |    |   |   |   |   |     |
| J23 @Kentucky     |     |      |      |      |     |    |   |   |   |   |     |
| J26 Florida       |     |      |      |      |     |    |   |   |   |   |     |
| J30 @Texas        |     |      |      |      |     |    |   |   |   |   |     |
| F4 Texas A&M      |     |      |      |      |     |    |   |   |   |   |     |
| F6 @Ole Miss      |     |      |      |      |     |    |   |   |   |   |     |
| F10 Missouri      |     |      |      |      |     |    |   |   |   |   |     |
| F13 @Auburn       |     |      |      |      |     |    |   |   |   |   |     |
| F16 @Miss. State  |     |      |      |      |     |    |   |   |   |   |     |
| F20 Georgia       |     |      |      |      |     |    |   |   |   |   |     |
| F23 @Florida      |     |      |      |      |     |    |   |   |   |   |     |
| F27 Kentucky      |     |      |      |      |     |    |   |   |   |   |     |
| M1 Tennessee      |     |      |      |      |     |    |   |   |   |   |     |
| M5 @Texas A&M     |     |      |      |      |     |    |   |   |   |   |     |

Roberson's Overall Statistics at Vanderbilt

| Year         | GP        | GS        | Min        | Avg         | FG        | FGA        | Pct         | 3FG       | 3FGA      | Pct         | FT        | FTA       | Pct         | Off       | Def       | Tot        | Avg        | PF        | FO       | Ast       | TO        | Blk       | Stl       | Pts        | Avg        |
|--------------|-----------|-----------|------------|-------------|-----------|------------|-------------|-----------|-----------|-------------|-----------|-----------|-------------|-----------|-----------|------------|------------|-----------|----------|-----------|-----------|-----------|-----------|------------|------------|
| 2014-15      | 33        | 24        | 637        | 19.3        | 50        | 103        | .485        | 15        | 33        | .455        | 40        | 64        | .625        | 32        | 70        | 102        | 3.1        | 86        | 2        | 37        | 48        | 10        | 13        | 155        | 4.7        |
| 2015-16      | 2         | 1         | 35         | 17.5        | 7         | 10         | .700        | 1         | 2         | .500        | 7         | 8         | .875        | 4         | 5         | 9          | 4.5        | 5         | 0        | 0         | 3         | 0         | 1         | 22         | 11.0       |
| <b>TOTAL</b> | <b>35</b> | <b>25</b> | <b>672</b> | <b>19.2</b> | <b>57</b> | <b>113</b> | <b>.504</b> | <b>16</b> | <b>35</b> | <b>.457</b> | <b>47</b> | <b>72</b> | <b>.653</b> | <b>36</b> | <b>75</b> | <b>111</b> | <b>3.2</b> | <b>91</b> | <b>2</b> | <b>37</b> | <b>51</b> | <b>10</b> | <b>14</b> | <b>177</b> | <b>5.1</b> |

Roberson's SEC Statistics at Vanderbilt

| Year         | GP        | GS        | Min        | Avg         | FG        | FGA       | Pct         | 3FG      | 3FGA      | Pct         | FT        | FTA       | Pct         | Off       | Def       | Tot       | Avg        | PF        | FO       | Ast       | TO        | Blk      | Stl      | Pts       | Avg        |
|--------------|-----------|-----------|------------|-------------|-----------|-----------|-------------|----------|-----------|-------------|-----------|-----------|-------------|-----------|-----------|-----------|------------|-----------|----------|-----------|-----------|----------|----------|-----------|------------|
| 2014-15      | 16        | 11        | 313        | 19.6        | 22        | 49        | .449        | 7        | 13        | .538        | 24        | 40        | .600        | 18        | 29        | 47        | 2.9        | 43        | 1        | 20        | 23        | 3        | 6        | 75        | 4.7        |
| <b>TOTAL</b> | <b>16</b> | <b>11</b> | <b>313</b> | <b>19.6</b> | <b>22</b> | <b>49</b> | <b>.449</b> | <b>7</b> | <b>13</b> | <b>.538</b> | <b>24</b> | <b>40</b> | <b>.600</b> | <b>18</b> | <b>29</b> | <b>47</b> | <b>2.9</b> | <b>43</b> | <b>1</b> | <b>20</b> | <b>23</b> | <b>3</b> | <b>6</b> | <b>75</b> | <b>4.7</b> |



**SAMIR SEHIC**

**21**

Freshman, Forward  
6'9" 247 lbs.  
Atlanta, Ga.  
Cy Woods HS

**SEASON HIGHS**

**Points:** 2, 3x, last vs. Stony Brook (11/19/15)  
**FG Made:** 1, 2x, last vs. Stony Brook (11/19/15)  
**FG Atts:** 5, vs. Austin Peay (11/13/15)  
**3FG Made:**  
**3FG Atts:**  
**FT Made:** 2, vs. Gardner-Webb (11/16/15)  
**FT Atts:** 2, vs. Gardner-Webb (11/16/15)  
**Rebounds:** 7, vs. Austin Peay (11/13/15)  
**Assists:**  
**Turnovers:** 1, vs. Gardner-Webb (11/16/15)  
**Blocks:**  
**Steals:**  
**Minutes:** 15, vs. Austin Peay (11/13/15)

**CAREER HIGHS**

**Points:** 2, 3x, last vs. Stony Brook (11/19/15)  
**FG Made:** 1, 2x, last vs. Stony Brook (11/19/15)  
**FG Atts:** 5, vs. Austin Peay (11/13/15)  
**3FG Made:**  
**3FG Atts:**  
**FT Made:** 2, vs. Gardner-Webb (11/16/15)  
**FT Atts:** 2, vs. Gardner-Webb (11/16/15)  
**Rebounds:** 7, vs. Austin Peay (11/13/15)  
**Assists:**  
**Turnovers:** 1, vs. Gardner-Webb (11/16/15)  
**Blocks:**  
**Steals:**  
**Minutes:** 15, vs. Austin Peay (11/13/15)

**MISCELLANEOUS**

**SEHIC NOTEBOOK**

- ☛ Scored two points in wins over Austin Peay and Gardner-Webb.
- ☛ Originally from Bosnia, Sehic thrives as a bruising skilled forward who can score inside and out.
- ☛ As a junior with Cy Woods High School in Cypress Texas, he averaged 17.6 points, 13 rebounds, 1.8 assists, and 1.1 blocks per game.
- ☛ As a senior, he averaged 20 points, 14 rebounds, two assists, one block and one steal.
- ☛ Holds Cy Woods record for points, rebounds, and games played.
- ☛ Named MVP of his district, was a two-time all-state and academic all-state selection.
- ☛ Son of Jasmin and Amra Sehic...Has one sister, Melissa.
- ☛ Recipient of the Jerry H. Smith Scholarship.
- ☛ Advice to youngsters: "It's never too early to start focusing on a dream or goal."

**SEHIC GAME-BY-GAME (FRESHMAN)**

| Opponent          | M  | FG-A | 3P-A | FT-A | Reb | PF | A | T | B | S | PTS |
|-------------------|----|------|------|------|-----|----|---|---|---|---|-----|
| N13 Austin Peay   | 15 | 1-5  | 0-0  | 0-0  | 7   | 2  | 0 | 0 | 0 | 0 | 2   |
| N16 Gardner-Webb  | 7  | 0-1  | 0-0  | 2-2  | 0   | 0  | 0 | 1 | 0 | 0 | 2   |
| N19 Stony Brook   | 7  | 1-2  | 0-0  | 0-0  | 2   | 0  | 0 | 0 | 0 | 0 | 2   |
| N23 vs. St. Johns |    |      |      |      |     |    |   |   |   |   |     |
| N24 Maui          |    |      |      |      |     |    |   |   |   |   |     |
| N25 Maui          |    |      |      |      |     |    |   |   |   |   |     |
| D2 Detroit        |    |      |      |      |     |    |   |   |   |   |     |
| D6 @Baylor        |    |      |      |      |     |    |   |   |   |   |     |
| D9 Dayton         |    |      |      |      |     |    |   |   |   |   |     |
| D19 Wofford       |    |      |      |      |     |    |   |   |   |   |     |
| D22 @Purdue       |    |      |      |      |     |    |   |   |   |   |     |
| D30 W. Michigan   |    |      |      |      |     |    |   |   |   |   |     |
| J2 LSU            |    |      |      |      |     |    |   |   |   |   |     |
| J5 @Arkansas      |    |      |      |      |     |    |   |   |   |   |     |
| J9 @S. Carolina   |    |      |      |      |     |    |   |   |   |   |     |
| J12 Auburn        |    |      |      |      |     |    |   |   |   |   |     |
| J16 Alabama       |    |      |      |      |     |    |   |   |   |   |     |
| J20 @Tennessee    |    |      |      |      |     |    |   |   |   |   |     |
| J23 @Kentucky     |    |      |      |      |     |    |   |   |   |   |     |
| J26 Florida       |    |      |      |      |     |    |   |   |   |   |     |
| J30 @Texas        |    |      |      |      |     |    |   |   |   |   |     |
| F4 Texas A&M      |    |      |      |      |     |    |   |   |   |   |     |
| F6 @Ole Miss      |    |      |      |      |     |    |   |   |   |   |     |
| F10 Missouri      |    |      |      |      |     |    |   |   |   |   |     |
| F13 @Auburn       |    |      |      |      |     |    |   |   |   |   |     |
| F16 @Miss. State  |    |      |      |      |     |    |   |   |   |   |     |
| F20 Georgia       |    |      |      |      |     |    |   |   |   |   |     |
| F23 @Florida      |    |      |      |      |     |    |   |   |   |   |     |
| F27 Kentucky      |    |      |      |      |     |    |   |   |   |   |     |
| M1 Tennessee      |    |      |      |      |     |    |   |   |   |   |     |
| M5 @Texas A&M     |    |      |      |      |     |    |   |   |   |   |     |

Sehic's Overall Statistics at Vanderbilt

| Year         | GP       | GS       | Min       | Avg        | FG       | FGA      | Pct         | 3FG      | 3FGA     | Pct         | FT       | FTA      | Pct          | Off      | Def      | Tot      | Avg        | PF       | FO       | Ast      | TO       | Blk      | Stl      | Pts      | Avg        |
|--------------|----------|----------|-----------|------------|----------|----------|-------------|----------|----------|-------------|----------|----------|--------------|----------|----------|----------|------------|----------|----------|----------|----------|----------|----------|----------|------------|
| 2015-16      | 3        | 0        | 29        | 9.7        | 2        | 8        | .250        | 0        | 0        | .000        | 2        | 2        | 1.000        | 4        | 5        | 9        | 3.0        | 2        | 0        | 0        | 1        | 0        | 0        | 6        | 2.0        |
| <b>TOTAL</b> | <b>3</b> | <b>0</b> | <b>29</b> | <b>9.7</b> | <b>2</b> | <b>8</b> | <b>.250</b> | <b>0</b> | <b>0</b> | <b>.000</b> | <b>2</b> | <b>2</b> | <b>1.000</b> | <b>4</b> | <b>5</b> | <b>9</b> | <b>3.0</b> | <b>2</b> | <b>0</b> | <b>0</b> | <b>1</b> | <b>0</b> | <b>0</b> | <b>6</b> | <b>2.0</b> |



**JOE TOYE**

**2**

Freshman, Guard  
6'7" 201 lbs.  
Chicago, Ill.  
Whitney Young HS

**SEASON HIGHS**

**Points:** 8, vs. Gardner-Webb (11/16/15)  
**FG Made:** 3, 2x, last vs. Gardner-Webb (11/16/15)  
**FG Atts:** 6, vs. Austin Peay (11/13/15)  
**3FG Made:** 1, vs. Austin Peay (11/13/15)  
**3FG Atts:** 1, 2x, last vs. Gardner-Webb (11/16/15)  
**FT Made:** 2, vs. Gardner-Webb (11/16/15)  
**FT Atts:** 4, vs. Gardner-Webb (11/16/15)  
**Rebounds:** 3, vs. Gardner-Webb (11/16/15)  
**Assists:**  
**Turnovers:** 1, 2x, last vs. Gardner-Webb (11/16/15)  
**Blocks:**  
**Steals:** 1, vs. Austin Peay (11/13/15)  
**Minutes:** 10, 2x, last vs. Gardner-Webb (11/16/15)

**CAREER HIGHS**

**Points:** 8, vs. Gardner-Webb (11/16/15)  
**FG Made:** 3, 2x, last vs. Gardner-Webb (11/16/15)  
**FG Atts:** 6, vs. Austin Peay (11/13/15)  
**3FG Made:** 1, vs. Austin Peay (11/13/15)  
**3FG Atts:** 1, 2x, last vs. Gardner-Webb (11/16/15)  
**FT Made:** 2, vs. Gardner-Webb (11/16/15)  
**FT Atts:** 4, vs. Gardner-Webb (11/16/15)  
**Rebounds:** 3, vs. Gardner-Webb (11/16/15)  
**Assists:**  
**Turnovers:** 1, 2x, last vs. Gardner-Webb (11/16/15)  
**Blocks:**  
**Steals:** 1, vs. Austin Peay (11/13/15)  
**Minutes:** 10, 2x, last vs. Gardner-Webb (11/16/15)

**MISCELLANEOUS**

**TOYE NOTEBOOK**

- ✪ Scored seven points in Vanderbilt debut vs. Austin Peay and eight points vs. Gardner-Webb.
- ✪ Signed with the Commodores in November of 2014.
- ✪ Was ranked as the sixth-best player in the state of Illinois and a four-star prospect by ESPN, and was also ranked as the 113th-best prospect in the nation by Rivals.com.
- ✪ Toye and his twin sister Elizabeth are both Division I basketball signees - Elizabeth signed with Wisconsin.
- ✪ Attended Whitney Young High School in Chicago, where he was named as a First-Team All-City selection.
- ✪ Averaged 18.0 points, 7.0 rebounds, 2.0 assists, 2.0 steals, and 1.5 blocks as a senior.
- ✪ Chose the Commodores over Iowa, Memphis, Creighton, Bradley, UIC, and Missouri.
- ✪ Recipient of the Edie and David Johnson Family Basketball Scholarship.
- ✪ Advice to youngsters: "Don't let negative influences in your life."

**TOYE GAME-BY-GAME (FRESHMAN)**

| Opponent          | M  | FG-A | 3P-A | FT-A | Reb | PF | A | T | B | S | PTS |
|-------------------|----|------|------|------|-----|----|---|---|---|---|-----|
| N13 Austin Peay   | 10 | 3-6  | 1-1  | 0-0  | 0   | 0  | 0 | 1 | 0 | 1 | 7   |
| N16 Gardner-Webb  | 10 | 3-4  | 0-1  | 2-4  | 3   | 1  | 0 | 1 | 0 | 0 | 8   |
| N19 Stony Brook   | 3  | 0-0  | 0-0  | 0-0  | 0   | 0  | 0 | 0 | 0 | 0 | 0   |
| N23 vs. St. Johns |    |      |      |      |     |    |   |   |   |   |     |
| N24 Maui          |    |      |      |      |     |    |   |   |   |   |     |
| N25 Maui          |    |      |      |      |     |    |   |   |   |   |     |
| D2 Detroit        |    |      |      |      |     |    |   |   |   |   |     |
| D6 @Baylor        |    |      |      |      |     |    |   |   |   |   |     |
| D9 Dayton         |    |      |      |      |     |    |   |   |   |   |     |
| D19 Wofford       |    |      |      |      |     |    |   |   |   |   |     |
| D22 @Purdue       |    |      |      |      |     |    |   |   |   |   |     |
| D30 W. Michigan   |    |      |      |      |     |    |   |   |   |   |     |
| J2 LSU            |    |      |      |      |     |    |   |   |   |   |     |
| J5 @Arkansas      |    |      |      |      |     |    |   |   |   |   |     |
| J9 @S. Carolina   |    |      |      |      |     |    |   |   |   |   |     |
| J12 Auburn        |    |      |      |      |     |    |   |   |   |   |     |
| J16 Alabama       |    |      |      |      |     |    |   |   |   |   |     |
| J20 @Tennessee    |    |      |      |      |     |    |   |   |   |   |     |
| J23 @Kentucky     |    |      |      |      |     |    |   |   |   |   |     |
| J26 Florida       |    |      |      |      |     |    |   |   |   |   |     |
| J30 @Texas        |    |      |      |      |     |    |   |   |   |   |     |
| F4 Texas A&M      |    |      |      |      |     |    |   |   |   |   |     |
| F6 @Ole Miss      |    |      |      |      |     |    |   |   |   |   |     |
| F10 Missouri      |    |      |      |      |     |    |   |   |   |   |     |
| F13 @Auburn       |    |      |      |      |     |    |   |   |   |   |     |
| F16 @Miss. State  |    |      |      |      |     |    |   |   |   |   |     |
| F20 Georgia       |    |      |      |      |     |    |   |   |   |   |     |
| F23 @Florida      |    |      |      |      |     |    |   |   |   |   |     |
| F27 Kentucky      |    |      |      |      |     |    |   |   |   |   |     |
| M1 Tennessee      |    |      |      |      |     |    |   |   |   |   |     |
| M5 @Texas A&M     |    |      |      |      |     |    |   |   |   |   |     |

Toye's Overall Statistics at Vanderbilt

| Year         | GP       | GS       | Min       | Avg        | FG       | FGA       | Pct         | 3FG      | 3FGA     | Pct         | FT       | FTA      | Pct         | Off      | Def      | Tot      | Avg        | PF       | FO       | Ast      | TO       | Blk      | Stl      | Pts       | Avg        |
|--------------|----------|----------|-----------|------------|----------|-----------|-------------|----------|----------|-------------|----------|----------|-------------|----------|----------|----------|------------|----------|----------|----------|----------|----------|----------|-----------|------------|
| 2015-16      | 3        | 0        | 23        | 7.7        | 6        | 10        | .600        | 1        | 2        | .500        | 2        | 4        | .500        | 0        | 3        | 3        | 1.0        | 1        | 0        | 0        | 2        | 0        | 1        | 15        | 5.0        |
| <b>TOTAL</b> | <b>3</b> | <b>0</b> | <b>23</b> | <b>7.7</b> | <b>6</b> | <b>10</b> | <b>.600</b> | <b>1</b> | <b>2</b> | <b>.500</b> | <b>2</b> | <b>4</b> | <b>.500</b> | <b>0</b> | <b>3</b> | <b>3</b> | <b>1.0</b> | <b>1</b> | <b>0</b> | <b>0</b> | <b>2</b> | <b>0</b> | <b>1</b> | <b>15</b> | <b>5.0</b> |



**NATHAN WATKINS**

**10** Senior, Guard  
6'5" 186 lbs.  
Brentwood, Tenn.  
Ensworth School

**SEASON HIGHS**

- Points:**
- FG Made:**
- FG Atts:**
- 3FG Made:**
- 3FG Atts:** 1, vs. Austin Peay (11/13/15)
- FT Made:**
- FT Atts:** 2, vs. Austin Peay (11/13/15)
- Rebounds:** 2, vs. Austin Peay (11/13/15)
- Assists:**
- Turnovers:**
- Blocks:**
- Steals:**
- Minutes:** 4, vs. Austin Peay (11/13/15)

**CAREER HIGHS**

- Points:** 7, at Auburn (2/22/14)
- FG Made:** 2, 2x, last vs. LSU (3/6/14)
- FG Atts:** 6, at Auburn (2/22/14)
- 3FG Made:** 1, 2x, last vs. LSU (3/6/14)
- 3FG Atts:** 5, at Auburn (2/22/14)
- FT Made:** 3, at Tennessee (3/1/14)
- FT Atts:** 4, at Tennessee (3/1/14)
- Rebounds:** 4, vs. Miss. State (3/12/14)
- Assists:**
- Turnovers:** 2, vs. Alabama A&M (12/15/12)
- Blocks:**
- Steals:** 1, at Mississippi State (2/23/13)
- Minutes:** 16, at Auburn (2/22/14)

**WATKINS NOTEBOOK**

- ✪ Walk-on guard from Brentwood, Tenn., who played at Ensworth School in Nashville.
- ✪ Played in 12 games as a junior in 2014-15.
- ✪ Played in nine games in 2013-14, including five out of the last six.
- ✪ Averaged 2.3 points and 0.9 rebounds per game.
- ✪ Scored the first point of his career against Northeastern (1/4/14).
- ✪ Played a career-high 16 minutes in a win at Auburn (2/22/14), where he helped contribute to the win with seven points and three rebounds.
- ✪ Scored six points at Tennessee (3/1/14)...Grabbed four rebounds vs. Miss. State (3/12/14) in the SEC Tournament.
- ✪ Averaged 13 points and five rebounds in his senior season at Ensworth, where he was team captain.
- ✪ In his junior and senior years, he was a part of two state and regional championship teams, and his Ensworth squad claimed the 2012 Naples Daily News Tournament Championship.
- ✪ Individually, he was named to the TSSAA State All-Tournament team and the Tennessee Prep Hoops All-Region team in his senior season, while also being named a finalist for the Moss-Oliver Award, an award the Nashville City Civitan Club presents annually to a girl and boy basketball player from a Nashville high school who excels in athletics, academics, school activities and community involvement.
- ✪ Majoring in Medicine, Health, and Society.
- ✪ Nickname is Swatkins.
- ✪ Advice to youngsters: "Never be satisfied with where you're at."

**WATKINS GAME-BY-GAME (SENIOR)**

| Opponent          | M   | FG-A | 3P-A | FT-A | Reb | PF | A | T | B | S | PTS |
|-------------------|-----|------|------|------|-----|----|---|---|---|---|-----|
| N13 Austin Peay   | 4   | 0-0  | 0-0  | 0-2  | 2   | 1  | 0 | 0 | 0 | 0 | 0   |
| N16 Gardner-Webb  | 2   | 0-0  | 0-0  | 0-0  | 0   | 0  | 0 | 0 | 0 | 0 | 0   |
| N19 Stony Brook   | DNP |      |      |      |     |    |   |   |   |   |     |
| N23 vs. St. Johns |     |      |      |      |     |    |   |   |   |   |     |
| N24 Maui          |     |      |      |      |     |    |   |   |   |   |     |
| N25 Maui          |     |      |      |      |     |    |   |   |   |   |     |
| D2 Detroit        |     |      |      |      |     |    |   |   |   |   |     |
| D6 @Baylor        |     |      |      |      |     |    |   |   |   |   |     |
| D9 Dayton         |     |      |      |      |     |    |   |   |   |   |     |
| D19 Wofford       |     |      |      |      |     |    |   |   |   |   |     |
| D22 @Purdue       |     |      |      |      |     |    |   |   |   |   |     |
| D30 W. Michigan   |     |      |      |      |     |    |   |   |   |   |     |
| J2 LSU            |     |      |      |      |     |    |   |   |   |   |     |
| J5 @Arkansas      |     |      |      |      |     |    |   |   |   |   |     |
| J9 @S. Carolina   |     |      |      |      |     |    |   |   |   |   |     |
| J12 Auburn        |     |      |      |      |     |    |   |   |   |   |     |
| J16 Alabama       |     |      |      |      |     |    |   |   |   |   |     |
| J20 @Tennessee    |     |      |      |      |     |    |   |   |   |   |     |
| J23 @Kentucky     |     |      |      |      |     |    |   |   |   |   |     |
| J26 Florida       |     |      |      |      |     |    |   |   |   |   |     |
| J30 @Texas        |     |      |      |      |     |    |   |   |   |   |     |
| F4 Texas A&M      |     |      |      |      |     |    |   |   |   |   |     |
| F6 @Ole Miss      |     |      |      |      |     |    |   |   |   |   |     |
| F10 Missouri      |     |      |      |      |     |    |   |   |   |   |     |
| F13 @Auburn       |     |      |      |      |     |    |   |   |   |   |     |
| F16 @Miss. State  |     |      |      |      |     |    |   |   |   |   |     |
| F20 Georgia       |     |      |      |      |     |    |   |   |   |   |     |
| F23 @Florida      |     |      |      |      |     |    |   |   |   |   |     |
| F27 Kentucky      |     |      |      |      |     |    |   |   |   |   |     |
| M1 Tennessee      |     |      |      |      |     |    |   |   |   |   |     |
| M5 @Texas A&M     |     |      |      |      |     |    |   |   |   |   |     |

Watkins' Overall Statistics at Vanderbilt

| Year         | GP        | GS       | Min       | Avg        | FG       | FGA       | Pct         | 3FG      | 3FGA      | Pct         | FT       | FTA       | Pct         | Off      | Def       | Tot       | Avg        | PF       | FO       | Ast      | TO       | Blk      | Stl      | Pts       | Avg        |
|--------------|-----------|----------|-----------|------------|----------|-----------|-------------|----------|-----------|-------------|----------|-----------|-------------|----------|-----------|-----------|------------|----------|----------|----------|----------|----------|----------|-----------|------------|
| 2012-13      | 5         | 0        | 5         | 1.0        | 0        | 1         | .000        | 0        | 1         | .000        | 0        | 0         | .000        | 0        | 1         | 1         | 0.2        | 0        | 0        | 0        | 2        | 0        | 1        | 0         | 0.0        |
| 2013-14      | 9         | 0        | 53        | 5.9        | 5        | 18        | .278        | 3        | 15        | .200        | 8        | 11        | .727        | 2        | 6         | 8         | 0.9        | 3        | 0        | 0        | 4        | 0        | 0        | 21        | 2.3        |
| 2014-15      | 12        | 0        | 18        | 1.5        | 0        | 2         | .000        | 0        | 2         | .000        | 0        | 0         | .000        | 0        | 1         | 1         | 0.1        | 2        | 0        | 0        | 1        | 0        | 0        | 0         | 0.0        |
| 2015-16      | 2         | 0        | 6         | 3.0        | 0        | 0         | .000        | 0        | 0         | .000        | 0        | 2         | .000        | 0        | 2         | 2         | 1.0        | 1        | 0        | 0        | 0        | 0        | 0        | 0         | 0.0        |
| <b>TOTAL</b> | <b>28</b> | <b>0</b> | <b>82</b> | <b>2.9</b> | <b>5</b> | <b>21</b> | <b>.238</b> | <b>3</b> | <b>18</b> | <b>.167</b> | <b>8</b> | <b>13</b> | <b>.615</b> | <b>2</b> | <b>10</b> | <b>12</b> | <b>0.4</b> | <b>6</b> | <b>0</b> | <b>0</b> | <b>7</b> | <b>0</b> | <b>1</b> | <b>21</b> | <b>0.8</b> |

Watkins' SEC Statistics at Vanderbilt

| Year         | GP        | GS       | Min       | Avg        | FG       | FGA       | Pct         | 3FG      | 3FGA      | Pct         | FT       | FTA      | Pct         | Off      | Def      | Tot      | Avg        | PF       | FO       | Ast      | TO       | Blk      | Stl      | Pts       | Avg        |
|--------------|-----------|----------|-----------|------------|----------|-----------|-------------|----------|-----------|-------------|----------|----------|-------------|----------|----------|----------|------------|----------|----------|----------|----------|----------|----------|-----------|------------|
| 2012-13      | 2         | 0        | 2         | 1.0        | 0        | 1         | .000        | 0        | 1         | .000        | 0        | 0        | .000        | 0        | 0        | 0        | 0.0        | 0        | 0        | 0        | 0        | 0        | 1        | 0         | 0.0        |
| 2013-14      | 5         | 0        | 39        | 7.8        | 5        | 16        | .313        | 3        | 13        | .231        | 7        | 8        | .875        | 1        | 3        | 4        | 0.8        | 1        | 0        | 0        | 3        | 0        | 0        | 20        | 4.0        |
| 2014-15      | 5         | 0        | 8         | 1.6        | 0        | 2         | .000        | 0        | 2         | .000        | 0        | 0        | .000        | 0        | 0        | 0        | 0.0        | 0        | 0        | 0        | 0        | 0        | 0        | 0         | 0.0        |
| <b>TOTAL</b> | <b>12</b> | <b>0</b> | <b>49</b> | <b>4.1</b> | <b>5</b> | <b>19</b> | <b>.263</b> | <b>3</b> | <b>16</b> | <b>.188</b> | <b>7</b> | <b>8</b> | <b>.875</b> | <b>1</b> | <b>3</b> | <b>4</b> | <b>0.3</b> | <b>1</b> | <b>0</b> | <b>0</b> | <b>3</b> | <b>0</b> | <b>1</b> | <b>20</b> | <b>1.7</b> |

2015-16 Vanderbilt Basketball  
 Vanderbilt Combined Team Statistics (as of Nov 19, 2015)  
 All games

| RECORD:        | OVERALL | HOME | AWAY | NEUTRAL |
|----------------|---------|------|------|---------|
| ALL GAMES      | 3-0     | 3-0  | 0-0  | 0-0     |
| CONFERENCE     | 0-0     | 0-0  | 0-0  | 0-0     |
| NON-CONFERENCE | 3-0     | 3-0  | 0-0  | 0-0     |

| ##             | Player              | gp-gs | min | avg  | Total  |      | 3-Point |       | F-Throw |       | Rebounds |     |     |      | pf | dq | a  | to | blk | stl | pts | avg  |
|----------------|---------------------|-------|-----|------|--------|------|---------|-------|---------|-------|----------|-----|-----|------|----|----|----|----|-----|-----|-----|------|
|                |                     |       |     |      | fg-fga | fg%  | 3fg-fga | 3fg%  | ft-fta  | ft%   | off      | def | tot | avg  |    |    |    |    |     |     |     |      |
| 04             | BALDWIN IV, Wade    | 3-2   | 85  | 28.3 | 16-31  | .516 | 4-9     | .444  | 8-10    | .800  | 0        | 11  | 11  | 3.7  | 9  | 0  | 8  | 5  | 1   | 3   | 44  | 14.7 |
| 30             | JONES, Damian       | 3-3   | 68  | 22.7 | 16-32  | .500 | 0-0     | .000  | 3-10    | .300  | 5        | 13  | 18  | 6.0  | 10 | 0  | 5  | 5  | 5   | 2   | 35  | 11.7 |
| 13             | LACHANCE, Riley     | 3-3   | 82  | 27.3 | 12-22  | .545 | 6-12    | .500  | 3-4     | .750  | 1        | 6   | 7   | 2.3  | 4  | 0  | 13 | 4  | 1   | 4   | 33  | 11.0 |
| 11             | ROBERSON, Jeff      | 2-1   | 35  | 17.5 | 7-10   | .700 | 1-2     | .500  | 7-8     | .875  | 4        | 5   | 9   | 4.5  | 5  | 0  | 0  | 3  | 0   | 1   | 22  | 11.0 |
| 03             | KORNET, Luke        | 3-2   | 67  | 22.3 | 11-27  | .407 | 0-9     | .000  | 10-13   | .769  | 7        | 13  | 20  | 6.7  | 4  | 0  | 4  | 1  | 8   | 1   | 32  | 10.7 |
| 05             | FISHER-DAVIS, Matth | 3-3   | 74  | 24.7 | 8-21   | .381 | 6-15    | .400  | 4-4     | 1.000 | 1        | 6   | 7   | 2.3  | 3  | 0  | 5  | 0  | 0   | 3   | 26  | 8.7  |
| 24             | CRESSLER, Nolan     | 3-1   | 54  | 18.0 | 6-10   | .600 | 2-5     | .400  | 3-4     | .750  | 1        | 8   | 9   | 3.0  | 5  | 0  | 4  | 2  | 1   | 0   | 17  | 5.7  |
| 02             | TOYE, Joe           | 3-0   | 23  | 7.7  | 6-10   | .600 | 1-2     | .500  | 2-4     | .500  | 0        | 3   | 3   | 1.0  | 1  | 0  | 0  | 2  | 0   | 1   | 15  | 5.0  |
| 00             | JUSTICE, Camron     | 3-0   | 41  | 13.7 | 4-9    | .444 | 3-5     | .600  | 2-2     | 1.000 | 1        | 2   | 3   | 1.0  | 4  | 0  | 1  | 1  | 0   | 2   | 13  | 4.3  |
| 40             | HENDERSON, Josh     | 3-0   | 42  | 14.0 | 4-10   | .400 | 0-0     | .000  | 2-5     | .400  | 3        | 5   | 8   | 2.7  | 3  | 0  | 2  | 1  | 2   | 1   | 10  | 3.3  |
| 20             | MCGLOIN, Phillip    | 2-0   | 3   | 1.5  | 1-2    | .500 | 1-1     | 1.000 | 1-2     | .500  | 0        | 1   | 1   | 0.5  | 1  | 0  | 0  | 0  | 0   | 0   | 4   | 2.0  |
| 21             | SEHIC, Samir        | 3-0   | 29  | 9.7  | 2-8    | .250 | 0-0     | .000  | 2-2     | 1.000 | 4        | 5   | 9   | 3.0  | 2  | 0  | 0  | 1  | 0   | 0   | 6   | 2.0  |
| 10             | WATKINS, Nathan     | 2-0   | 6   | 3.0  | 0-0    | .000 | 0-0     | .000  | 0-2     | .000  | 0        | 2   | 2   | 1.0  | 1  | 0  | 0  | 0  | 0   | 0   | 0   | 0.0  |
| 14             | JOSEPHS, Carter     | 2-0   | 16  | 8.0  | 0-0    | .000 | 0-0     | .000  | 0-0     | .000  | 0        | 1   | 1   | 0.5  | 1  | 0  | 2  | 0  | 0   | 0   | 0   | 0.0  |
| Team           |                     |       |     |      |        |      |         |       |         |       | 7        | 5   | 12  |      | 1  |    |    |    |     |     |     |      |
| Total.....     |                     | 3     | 625 |      | 93-192 | .484 | 24-60   | .400  | 47-70   | .671  | 34       | 86  | 120 | 40.0 | 54 | 0  | 44 | 25 | 18  | 18  | 257 | 85.7 |
| Opponents..... |                     | 3     | 625 |      | 65-180 | .361 | 12-53   | .226  | 33-49   | .673  | 33       | 80  | 113 | 37.7 | 62 | -  | 18 | 48 | 6   | 8   | 175 | 58.3 |

| TEAM STATISTICS        | VU     | OPP    | Date                | Opponent     | Score     | Att.  |
|------------------------|--------|--------|---------------------|--------------|-----------|-------|
| SCORING                | 257    | 175    | 11/13/15            | AUSTIN PEAY  | w 80-41   | 10116 |
| Points per game        | 85.7   | 58.3   | 11/16/15            | GARDNER-WEBB | w 98-62   | 9728  |
| Scoring margin         | +27.3  | -      | 11/19/15            | STONY BROOK  | Wot 79-72 | 9819  |
| FIELD GOALS-ATT        | 93-192 | 65-180 | * - Conference game |              |           |       |
| Field goal pct         | .484   | .361   |                     |              |           |       |
| 3 POINT FG-ATT         | 24-60  | 12-53  |                     |              |           |       |
| 3-point FG pct         | .400   | .226   |                     |              |           |       |
| 3-pt FG made per game  | 8.0    | 4.0    |                     |              |           |       |
| FREE THROWS-ATT        | 47-70  | 33-49  |                     |              |           |       |
| Free throw pct         | .671   | .673   |                     |              |           |       |
| F-Throws made per game | 15.7   | 11.0   |                     |              |           |       |
| REBOUNDS               | 120    | 113    |                     |              |           |       |
| Rebounds per game      | 40.0   | 37.7   |                     |              |           |       |
| Rebounding margin      | +2.3   | -      |                     |              |           |       |
| ASSISTS                | 44     | 18     |                     |              |           |       |
| Assists per game       | 14.7   | 6.0    |                     |              |           |       |
| TURNOVERS              | 25     | 48     |                     |              |           |       |
| Turnovers per game     | 8.3    | 16.0   |                     |              |           |       |
| Turnover margin        | +7.7   | -      |                     |              |           |       |
| Assist/turnover ratio  | 1.8    | 0.4    |                     |              |           |       |
| STEALS                 | 18     | 8      |                     |              |           |       |
| Steals per game        | 6.0    | 2.7    |                     |              |           |       |
| BLOCKS                 | 18     | 6      |                     |              |           |       |
| Blocks per game        | 6.0    | 2.0    |                     |              |           |       |
| ATTENDANCE             | 29663  | 0      |                     |              |           |       |
| Home games-Avg/Game    | 3-9888 | 0-0    |                     |              |           |       |
| Neutral site-Avg/Game  | -      | 0-0    |                     |              |           |       |

| Score by Periods | 1st | 2nd | OT | Totals |
|------------------|-----|-----|----|--------|
| Vanderbilt       | 123 | 121 | 13 | 257    |
| Opponents        | 78  | 91  | 6  | 175    |

2015-16 Vanderbilt Basketball  
 Vanderbilt Team Game-by-Game (as of Nov 19, 2015)  
 All games

TEAM STATISTICS

| Opponent     | Date     | Score |     | Total  |      | 3-Pointers |      | Free throws |      | Rebounds |     |     |      | pf | a  | t/o | blk | stl | pts | avg  |
|--------------|----------|-------|-----|--------|------|------------|------|-------------|------|----------|-----|-----|------|----|----|-----|-----|-----|-----|------|
|              |          |       |     | fg-fga | pct  | 3fg-fga    | pct  | ft-fta      | pct  | off      | def | tot | avg  |    |    |     |     |     |     |      |
| AUSTIN PEAY  | 11/13/15 | 80-41 | W   | 32-72  | .444 | 8-19       | .421 | 8-15        | .533 | 17       | 34  | 51  | 51.0 | 19 | 17 | 9   | 8   | 6   | 80  | 80.0 |
| GARDNER-WEBB | 11/16/15 | 98-62 | W   | 32-55  | .582 | 11-23      | .478 | 23-32       | .719 | 10       | 25  | 35  | 43.0 | 19 | 19 | 10  | 5   | 9   | 98  | 89.0 |
| STONY BROOK  | 11/19/15 | 79-72 | Wot | 29-65  | .446 | 5-18       | .278 | 16-23       | .696 | 7        | 27  | 34  | 40.0 | 16 | 8  | 6   | 5   | 3   | 79  | 85.7 |
| Vanderbilt   |          | 257   |     | 93-192 | .484 | 24-60      | .400 | 47-70       | .671 | 34       | 86  | 120 | 40.0 | 54 | 44 | 25  | 18  | 18  | 257 | 85.7 |
| Opponents    |          | 175   |     | 65-180 | .361 | 12-53      | .226 | 33-49       | .673 | 33       | 80  | 113 | 37.7 | 62 | 18 | 48  | 6   | 8   | 175 | 58.3 |

Games played: 3  
 Points/game: 85.7  
 FG Pct: 48.4  
 3FG Pct: 40.0  
 FT Pct: 67.1

Rebounds/game: 40.0  
 Assists/game: 14.7  
 Turnovers/game: 8.3  
 Assist/turnover ratio: 1.8  
 Steals/game: 6.0  
 Blocks/game: 6.0

2015-16 Vanderbilt Basketball  
 Vanderbilt Opponent Game-by-Game (as of Nov 19, 2015)  
 All games

OPPONENT STATISTICS

| Opponent     | Date     | Score |     | Total  |      | 3-Pointers |      | Free throws |      | Rebounds |     |     |      | pf | a  | t/o | blk | stl | pts | avg  |
|--------------|----------|-------|-----|--------|------|------------|------|-------------|------|----------|-----|-----|------|----|----|-----|-----|-----|-----|------|
|              |          |       |     | fg-fga | pct  | 3fg-fga    | pct  | ft-fta      | pct  | off      | def | tot | avg  |    |    |     |     |     |     |      |
| AUSTIN PEAY  | 11/13/15 | 80-41 | W   | 14-64  | .219 | 1-16       | .063 | 12-19       | .632 | 17       | 28  | 45  | 45.0 | 14 | 1  | 14  | 0   | 4   | 41  | 41.0 |
| GARDNER-WEBB | 11/16/15 | 98-62 | W   | 21-50  | .420 | 7-20       | .350 | 13-18       | .722 | 6        | 19  | 25  | 35.0 | 27 | 6  | 19  | 1   | 2   | 62  | 51.5 |
| STONY BROOK  | 11/19/15 | 79-72 | Wot | 30-66  | .455 | 4-17       | .235 | 8-12        | .667 | 10       | 33  | 43  | 37.7 | 21 | 11 | 15  | 5   | 2   | 72  | 58.3 |
| Opponents    |          | 175   |     | 65-180 | .361 | 12-53      | .226 | 33-49       | .673 | 33       | 80  | 113 | 37.7 | 62 | 18 | 48  | 6   | 8   | 175 | 58.3 |
| Vanderbilt   |          | 257   |     | 93-192 | .484 | 24-60      | .400 | 47-70       | .671 | 34       | 86  | 120 | 40.0 | 54 | 44 | 25  | 18  | 18  | 257 | 85.7 |

Games played: 3  
 Points/game: 58.3  
 FG Pct: 36.1  
 3FG Pct: 22.6  
 FT Pct: 67.3

Rebounds/game: 37.7  
 Assists/game: 6.0  
 Turnovers/game: 16.0  
 Assist/turnover ratio: 0.4  
 Steals/game: 2.7  
 Blocks/game: 2.0

2015-16 Vanderbilt Basketball  
 Vanderbilt Points-Rebounds-Assists (as of Nov 19, 2015)  
 All games

| Opponent     | Date     | Score |   | 00         | 02       | 03         | 04         | 05         | 10         | 11         |
|--------------|----------|-------|---|------------|----------|------------|------------|------------|------------|------------|
|              |          |       |   | JUSTICE,CA | TOYE,JOE | KORNET,LUK | BALDWIN IV | FISHER-DAV | WATKINS,NA | ROBERSON,J |
| AUSTIN PEAY  | 11/13/15 | 80-41 | w | 8-2-1      | 7-0-0    | 13-13-3    | 14-4-4     | 6-1-3      | 0-2-0      | DNP        |
| GARDNER-WEBB | 11/16/15 | 98-62 | w | 3-0-0      | 8-3-0    | 10-1-0     | 9-1-2      | 9-2-1      | 0-0-0      | 18-8-0     |
| STONY BROOK  | 11/19/15 | 79-72 | w | 2-1-0      | 0-0-0    | 9-6-1      | 21-6-2     | 11-4-1     | DNP        | 4-1-0      |

| Opponent     | Date     | Score |   | 13         | 14         | 20         | 21         | 24         | 30         | 40         |
|--------------|----------|-------|---|------------|------------|------------|------------|------------|------------|------------|
|              |          |       |   | LACHANCE,R | JOSEPHS,CA | MCGLOIN,PH | SEHIC,SAMI | CRESSLER,N | JONES,DAMI | HENDERSON, |
| AUSTIN PEAY  | 11/13/15 | 80-41 | w | 7-2-4      | 0-0-1      | 0-0-0      | 2-7-0      | 6-4-0      | 12-5-0     | 5-7-1      |
| GARDNER-WEBB | 11/16/15 | 98-62 | w | 13-4-6     | 0-1-1      | 4-1-0      | 2-0-0      | 7-4-4      | 10-7-4     | 5-0-1      |
| STONY BROOK  | 11/19/15 | 79-72 | w | 13-1-3     | DNP        | DNP        | 2-2-0      | 4-1-0      | 13-6-1     | 0-1-0      |

2015-16 Vanderbilt Basketball  
 Vanderbilt Game-by-Game Highs (as of Nov 19, 2015)  
 All games

| Opponent     | Date     | Score | Points             | Rebounds  | Assists                              | Steals  | Blocked shots   |
|--------------|----------|-------|--------------------|---|--------------------------------------|---|-----------------|
| AUSTIN PEAY  | 11/13/15 | 80-41 | 14-BALDWIN IV, Wad | 13-KORNET, Luke                                     | 4-BALDWIN IV, Wad<br>LACHANCE, Riley | 1-LACHANCE, Riley<br>BALDWIN IV, Wade<br>TOYE, Joe<br>JONES, Damian<br>HENDERSON, Josh<br>FISHER-DAVIS, Mat | 4-KORNET, Luke  |
| GARDNER-WEBB | 11/16/15 | 98-62 | 18-ROBERSON, Jeff  | 8-ROBERSON, Jeff                                    | 6-LACHANCE, Riley                    | 3-LACHANCE, Riley   | 3-JONES, Damian |
| STONY BROOK  | 11/19/15 | 79-72 | 21-BALDWIN IV, Wad | 6-JONES, Damian<br>BALDWIN IV, Wade<br>KORNET, Luke | 3-LACHANCE, Riley                    | 2-BALDWIN IV, Wad   | 3-KORNET, Luke  |

2015-16 Vanderbilt Basketball  
 Vanderbilt Team High/Low Analysis (as of Nov 19, 2015)  
 All games

Vanderbilt - TEAM GAME HIGHS

|                       |      |         |                         |
|-----------------------|------|---------|-------------------------|
| POINTS                | 98   |         | GARDNER-WEBB (11/16/15) |
|                       | 80   |         | AUSTIN PEAY (11/13/15)  |
|                       | 79   |         | STONY BROOK (11/19/15)  |
| FIELD GOALS MADE      | 32   |         | GARDNER-WEBB (11/16/15) |
|                       | 32   |         | AUSTIN PEAY (11/13/15)  |
| FIELD GOAL ATTEMPTS   | 72   |         | AUSTIN PEAY (11/13/15)  |
|                       | 65   |         | STONY BROOK (11/19/15)  |
| FIELD GOAL PERCENTAGE | .582 | (32-55) | GARDNER-WEBB (11/16/15) |
|                       | .446 | (29-65) | STONY BROOK (11/19/15)  |
| 3 PT FIELD GOALS MADE | 11   |         | GARDNER-WEBB (11/16/15) |
|                       | 8    |         | AUSTIN PEAY (11/13/15)  |
| 3 PT FG ATTEMPTS      | 23   |         | GARDNER-WEBB (11/16/15) |
|                       | 19   |         | AUSTIN PEAY (11/13/15)  |
| 3 PT FG PERCENTAGE    | .478 | (11-23) | GARDNER-WEBB (11/16/15) |
|                       | .421 | (8-19)  | AUSTIN PEAY (11/13/15)  |
| FREE THROWS MADE      | 23   |         | GARDNER-WEBB (11/16/15) |
|                       | 16   |         | STONY BROOK (11/19/15)  |
| FREE THROW ATTEMPTS   | 32   |         | GARDNER-WEBB (11/16/15) |
|                       | 23   |         | STONY BROOK (11/19/15)  |
| FREE THROW PERCENTAGE | .719 | (23-32) | GARDNER-WEBB (11/16/15) |
|                       | .696 | (16-23) | STONY BROOK (11/19/15)  |
| REBOUNDS              | 51   |         | AUSTIN PEAY (11/13/15)  |
|                       | 35   |         | GARDNER-WEBB (11/16/15) |
| ASSISTS               | 19   |         | GARDNER-WEBB (11/16/15) |
|                       | 17   |         | AUSTIN PEAY (11/13/15)  |
| STEALS                | 9    |         | GARDNER-WEBB (11/16/15) |
|                       | 6    |         | AUSTIN PEAY (11/13/15)  |
| BLOCKED SHOTS         | 8    |         | AUSTIN PEAY (11/13/15)  |
|                       | 5    |         | STONY BROOK (11/19/15)  |
|                       | 5    |         | GARDNER-WEBB (11/16/15) |
| TURNOVERS             | 10   |         | GARDNER-WEBB (11/16/15) |
|                       | 9    |         | AUSTIN PEAY (11/13/15)  |
| FOULS                 | 19   |         | GARDNER-WEBB (11/16/15) |
|                       | 19   |         | AUSTIN PEAY (11/13/15)  |

2015-16 Vanderbilt Basketball  
 Vanderbilt High/Low Analysis (as of Nov 19, 2015)  
 All games

Opponent - GAME HIGHS

|                       |      |         |                         |
|-----------------------|------|---------|-------------------------|
| POINTS                | 72   |         | STONY BROOK (11/19/15)  |
|                       | 62   |         | GARDNER-WEBB (11/16/15) |
|                       | 41   |         | AUSTIN PEAY (11/13/15)  |
| FIELD GOALS MADE      | 30   |         | STONY BROOK (11/19/15)  |
|                       | 21   |         | GARDNER-WEBB (11/16/15) |
| FIELD GOAL ATTEMPTS   | 66   |         | STONY BROOK (11/19/15)  |
|                       | 64   |         | AUSTIN PEAY (11/13/15)  |
| FIELD GOAL PERCENTAGE | .455 | (30-66) | STONY BROOK (11/19/15)  |
|                       | .420 | (21-50) | GARDNER-WEBB (11/16/15) |
| 3 PT FIELD GOALS MADE | 7    |         | GARDNER-WEBB (11/16/15) |
|                       | 4    |         | STONY BROOK (11/19/15)  |
| 3 PT FG ATTEMPTS      | 20   |         | GARDNER-WEBB (11/16/15) |
|                       | 17   |         | STONY BROOK (11/19/15)  |
| 3 PT FG PERCENTAGE    | .350 | (7-20)  | GARDNER-WEBB (11/16/15) |
|                       | .235 | (4-17)  | STONY BROOK (11/19/15)  |
| FREE THROWS MADE      | 13   |         | GARDNER-WEBB (11/16/15) |
|                       | 12   |         | AUSTIN PEAY (11/13/15)  |
| FREE THROW ATTEMPTS   | 19   |         | AUSTIN PEAY (11/13/15)  |
|                       | 18   |         | GARDNER-WEBB (11/16/15) |
| FREE THROW PERCENTAGE | .722 | (13-18) | GARDNER-WEBB (11/16/15) |
|                       | .667 | (8-12)  | STONY BROOK (11/19/15)  |
| REBOUNDS              | 45   |         | AUSTIN PEAY (11/13/15)  |
|                       | 43   |         | STONY BROOK (11/19/15)  |
| ASSISTS               | 11   |         | STONY BROOK (11/19/15)  |
|                       | 6    |         | GARDNER-WEBB (11/16/15) |
| STEALS                | 4    |         | AUSTIN PEAY (11/13/15)  |
|                       | 2    |         | STONY BROOK (11/19/15)  |
|                       | 2    |         | GARDNER-WEBB (11/16/15) |
| BLOCKED SHOTS         | 5    |         | STONY BROOK (11/19/15)  |
|                       | 1    |         | GARDNER-WEBB (11/16/15) |
| TURNOVERS             | 19   |         | GARDNER-WEBB (11/16/15) |
|                       | 15   |         | STONY BROOK (11/19/15)  |
| FOULS                 | 27   |         | GARDNER-WEBB (11/16/15) |
|                       | 21   |         | STONY BROOK (11/19/15)  |

2015-16 Vanderbilt Basketball  
 Vanderbilt High/Low Analysis (as of Nov 19, 2015)  
 All games

Vanderbilt - GAME LOWS

|                       |      |         |                         |
|-----------------------|------|---------|-------------------------|
| POINTS                | 79   |         | STONY BROOK (11/19/15)  |
|                       | 80   |         | AUSTIN PEAY (11/13/15)  |
| FIELD GOALS MADE      | 98   |         | GARDNER-WEBB (11/16/15) |
|                       | 29   |         | STONY BROOK (11/19/15)  |
| FIELD GOAL ATTEMPTS   | 32   |         | AUSTIN PEAY (11/13/15)  |
|                       | 32   |         | GARDNER-WEBB (11/16/15) |
| FIELD GOAL PERCENTAGE | .444 | (32-72) | AUSTIN PEAY (11/13/15)  |
|                       | .446 | (29-65) | STONY BROOK (11/19/15)  |
| 3 PT FIELD GOALS MADE | 5    |         | STONY BROOK (11/19/15)  |
|                       | 8    |         | AUSTIN PEAY (11/13/15)  |
| 3 PT FG ATTEMPTS      | 18   |         | STONY BROOK (11/19/15)  |
|                       | 19   |         | AUSTIN PEAY (11/13/15)  |
| 3 PT FG PERCENTAGE    | .278 | (5-18)  | STONY BROOK (11/19/15)  |
|                       | .421 | (8-19)  | AUSTIN PEAY (11/13/15)  |
| FREE THROWS MADE      | 8    |         | AUSTIN PEAY (11/13/15)  |
|                       | 16   |         | STONY BROOK (11/19/15)  |
| FREE THROW ATTEMPTS   | 15   |         | AUSTIN PEAY (11/13/15)  |
|                       | 23   |         | STONY BROOK (11/19/15)  |
| FREE THROW PERCENTAGE | .533 | (8-15)  | AUSTIN PEAY (11/13/15)  |
|                       | .696 | (16-23) | STONY BROOK (11/19/15)  |
| REBOUNDS              | 34   |         | STONY BROOK (11/19/15)  |
|                       | 35   |         | GARDNER-WEBB (11/16/15) |
| ASSISTS               | 8    |         | STONY BROOK (11/19/15)  |
|                       | 17   |         | AUSTIN PEAY (11/13/15)  |
| STEALS                | 3    |         | STONY BROOK (11/19/15)  |
|                       | 6    |         | AUSTIN PEAY (11/13/15)  |
| BLOCKED SHOTS         | 5    |         | GARDNER-WEBB (11/16/15) |
|                       | 5    |         | STONY BROOK (11/19/15)  |
| TURNOVERS             | 6    |         | STONY BROOK (11/19/15)  |
|                       | 9    |         | AUSTIN PEAY (11/13/15)  |
| FOULS                 | 16   |         | STONY BROOK (11/19/15)  |
|                       | 19   |         | AUSTIN PEAY (11/13/15)  |
|                       | 19   |         | GARDNER-WEBB (11/16/15) |

2015-16 Vanderbilt Basketball  
Vanderbilt High/Low Analysis (as of Nov 19, 2015)  
All games

Opponent - GAME LOWS

|                       |      |         |                         |
|-----------------------|------|---------|-------------------------|
| POINTS                | 41   |         | AUSTIN PEAY (11/13/15)  |
|                       | 62   |         | GARDNER-WEBB (11/16/15) |
|                       | 72   |         | STONY BROOK (11/19/15)  |
| FIELD GOALS MADE      | 14   |         | AUSTIN PEAY (11/13/15)  |
|                       | 21   |         | GARDNER-WEBB (11/16/15) |
| FIELD GOAL ATTEMPTS   | 50   |         | GARDNER-WEBB (11/16/15) |
|                       | 64   |         | AUSTIN PEAY (11/13/15)  |
| FIELD GOAL PERCENTAGE | .219 | (14-64) | AUSTIN PEAY (11/13/15)  |
|                       | .420 | (21-50) | GARDNER-WEBB (11/16/15) |
| 3 PT FIELD GOALS MADE | 1    |         | AUSTIN PEAY (11/13/15)  |
|                       | 4    |         | STONY BROOK (11/19/15)  |
| 3 PT FG ATTEMPTS      | 16   |         | AUSTIN PEAY (11/13/15)  |
|                       | 17   |         | STONY BROOK (11/19/15)  |
| 3 PT FG PERCENTAGE    | .063 | (1-16)  | AUSTIN PEAY (11/13/15)  |
|                       | .235 | (4-17)  | STONY BROOK (11/19/15)  |
| FREE THROWS MADE      | 8    |         | STONY BROOK (11/19/15)  |
|                       | 12   |         | AUSTIN PEAY (11/13/15)  |
| FREE THROW ATTEMPTS   | 12   |         | STONY BROOK (11/19/15)  |
|                       | 18   |         | GARDNER-WEBB (11/16/15) |
| FREE THROW PERCENTAGE | .632 | (12-19) | AUSTIN PEAY (11/13/15)  |
|                       | .667 | (8-12)  | STONY BROOK (11/19/15)  |
| REBOUNDS              | 25   |         | GARDNER-WEBB (11/16/15) |
|                       | 43   |         | STONY BROOK (11/19/15)  |
| ASSISTS               | 1    |         | AUSTIN PEAY (11/13/15)  |
|                       | 6    |         | GARDNER-WEBB (11/16/15) |
| STEALS                | 2    |         | GARDNER-WEBB (11/16/15) |
|                       | 2    |         | STONY BROOK (11/19/15)  |
| BLOCKED SHOTS         | 0    |         | AUSTIN PEAY (11/13/15)  |
|                       | 1    |         | GARDNER-WEBB (11/16/15) |
| TURNOVERS             | 14   |         | AUSTIN PEAY (11/13/15)  |
|                       | 15   |         | STONY BROOK (11/19/15)  |
| FOULS                 | 14   |         | AUSTIN PEAY (11/13/15)  |
|                       | 21   |         | STONY BROOK (11/19/15)  |

2015-16 Vanderbilt Basketball  
Vanderbilt Player High/Low Analysis (as of Nov 19, 2015)  
All games

Vanderbilt - INDIVIDUAL GAME HIGHS

|                          |       |       |   |
|--------------------------|-------|-------|---|
| Points                   | 21    |       | BALDWIN IV, Wade vs Stony Brook (11/19/15)      |
|                          | 18    |       | ROBERSON, Jeff vs Gardner-Webb (11/16/15)       |
|                          | 14    |       | BALDWIN IV, Wade vs Austin Peay (11/13/15)      |
|                          | 13    |       | JONES, Damian vs Stony Brook (11/19/15)         |
|                          | 13    |       | LACHANCE, Riley vs Stony Brook (11/19/15)       |
|                          | 13    |       | LACHANCE, Riley vs Gardner-Webb (11/16/15)      |
| Field Goals Made         | 13    |       | KORNET, Luke vs Austin Peay (11/13/15)          |
|                          | 7     |       | BALDWIN IV, Wade vs Stony Brook (11/19/15)      |
|                          | 6     |       | JONES, Damian vs Stony Brook (11/19/15)         |
|                          | 6     |       | ROBERSON, Jeff vs Gardner-Webb (11/16/15)       |
|                          | 6     |       | JONES, Damian vs Austin Peay (11/13/15)         |
|                          | 6     |       | BALDWIN IV, Wade vs Austin Peay (11/13/15)      |
| Field Goal Att.          | 13    |       | KORNET, Luke vs Stony Brook (11/19/15)          |
|                          | 13    |       | JONES, Damian vs Stony Brook (11/19/15)         |
| FG Pct (min 5 made)      | .750  | (6-8) | ROBERSON, Jeff vs Gardner-Webb (11/16/15)       |
|                          | .625  | (5-8) | LACHANCE, Riley vs Stony Brook (11/19/15)       |
| 3-Point FG Made          | 3     |       | LACHANCE, Riley vs Gardner-Webb (11/16/15)      |
|                          | 3     |       | FISHER-DAVIS, Matthe vs Gardner-Webb (11/16/15) |
| 3-Point FG Att.          | 5     |       | KORNET, Luke vs Stony Brook (11/19/15)          |
|                          | 5     |       | FISHER-DAVIS, Matthe vs Stony Brook (11/19/15)  |
|                          | 5     |       | FISHER-DAVIS, Matthe vs Gardner-Webb (11/16/15) |
|                          | 5     |       | LACHANCE, Riley vs Gardner-Webb (11/16/15)      |
|                          | 5     |       | FISHER-DAVIS, Matthe vs Austin Peay (11/13/15)  |
| 3-Pt FG Pct (min 2 made) | .667  | (2-3) | BALDWIN IV, Wade vs Stony Brook (11/19/15)      |
|                          | .667  | (2-3) | JUSTICE, Camron vs Austin Peay (11/13/15)       |
| Free Throws Made         | 5     |       | BALDWIN IV, Wade vs Stony Brook (11/19/15)      |
|                          | 5     |       | ROBERSON, Jeff vs Gardner-Webb (11/16/15)       |
| Free Throw Att.          | 6     |       | BALDWIN IV, Wade vs Stony Brook (11/19/15)      |
|                          | 6     |       | ROBERSON, Jeff vs Gardner-Webb (11/16/15)       |
|                          | 6     |       | JONES, Damian vs Gardner-Webb (11/16/15)        |
| FT Pct (min 3 made)      | 1.000 | (4-4) | FISHER-DAVIS, Matthe vs Stony Brook (11/19/15)  |
|                          | 1.000 | (4-4) | KORNET, Luke vs Gardner-Webb (11/16/15)         |
| Rebounds                 | 13    |       | KORNET, Luke vs Austin Peay (11/13/15)          |
|                          | 8     |       | ROBERSON, Jeff vs Gardner-Webb (11/16/15)       |
| Assists                  | 6     |       | LACHANCE, Riley vs Gardner-Webb (11/16/15)      |
|                          | 4     |       | CRESSLER, Nolan vs Gardner-Webb (11/16/15)      |
|                          | 4     |       | JONES, Damian vs Gardner-Webb (11/16/15)        |
|                          | 4     |       | BALDWIN IV, Wade vs Austin Peay (11/13/15)      |
|                          | 4     |       | LACHANCE, Riley vs Austin Peay (11/13/15)       |
| Steals                   | 3     |       | LACHANCE, Riley vs Gardner-Webb (11/16/15)      |
|                          | 2     |       | BALDWIN IV, Wade vs Stony Brook (11/19/15)      |
|                          | 2     |       | JUSTICE, Camron vs Gardner-Webb (11/16/15)      |
|                          | 2     |       | FISHER-DAVIS, Matthe vs Gardner-Webb (11/16/15) |
| Blocked Shots            | 4     |       | KORNET, Luke vs Austin Peay (11/13/15)          |
|                          | 3     |       | KORNET, Luke vs Stony Brook (11/19/15)          |
|                          | 3     |       | JONES, Damian vs Gardner-Webb (11/16/15)        |
| Turnovers                | 3     |       | LACHANCE, Riley vs Gardner-Webb (11/16/15)      |
|                          | 2     |       | JONES, Damian vs Stony Brook (11/19/15)         |
|                          | 2     |       | ROBERSON, Jeff vs Stony Brook (11/19/15)        |
|                          | 2     |       | BALDWIN IV, Wade vs Gardner-Webb (11/16/15)     |
|                          | 2     |       | JONES, Damian vs Austin Peay (11/13/15)         |
|                          | 2     |       | BALDWIN IV, Wade vs Austin Peay (11/13/15)      |
| Fouls                    | 4     |       | BALDWIN IV, Wade vs Gardner-Webb (11/16/15)     |

2015-16 Vanderbilt Basketball  
Vanderbilt Opponent High/Low Analysis (as of Nov 19, 2015)  
All games

OPPONENT INDIVIDUAL GAME HIGHS

|                          |               |         |  |  |
|--------------------------|---------------|---------|--|--|
| Points                   | 22            |         | Warney, Jameel vs Stony Brook (11/19/15)   |  |
|                          | 16            |         | Puriefoy, Carson vs Stony Brook (11/19/15) |  |
|                          | 16            |         | NELSON, Tyrell vs Gardner-Webb (11/16/15)  |  |
|                          | 13            |         | Walker, Ahmad vs Stony Brook (11/19/15)    |  |
|                          | 10            |         | McBRIDE, Harold vs Gardner-Webb (11/16/15) |  |
|                          | 10            |         | Davis, Khalil vs Austin Peay (11/13/15)    |  |
| Field Goals Made         | 10            |         | Warney, Jameel vs Stony Brook (11/19/15)   |  |
|                          | 6             |         | Puriefoy, Carson vs Stony Brook (11/19/15) |  |
|                          | 6             |         | NELSON, Tyrell vs Gardner-Webb (11/16/15)  |  |
| Field Goal Att.          | 18            |         | Warney, Jameel vs Stony Brook (11/19/15)   |  |
|                          | 16            |         | Puriefoy, Carson vs Stony Brook (11/19/15) |  |
| FG Pct (min 5 made)      | .714          | (5-7)   | Walker, Ahmad vs Stony Brook (11/19/15)    |  |
|                          | .556          | (10-18) | Warney, Jameel vs Stony Brook (11/19/15)   |  |
| 3-Point FG Made          | 3             |         | POSTON, Dylan vs Gardner-Webb (11/16/15)   |  |
|                          | 2             |         | Puriefoy, Carson vs Stony Brook (11/19/15) |  |
|                          | 2             |         | Woodhouse, Lucas vs Stony Brook (11/19/15) |  |
|                          | 2             |         | McBRIDE, Harold vs Gardner-Webb (11/16/15) |  |
| 3-Point FG Att.          | 9             |         | Puriefoy, Carson vs Stony Brook (11/19/15) |  |
|                          | 6             |         | Woodhouse, Lucas vs Stony Brook (11/19/15) |  |
|                          | 6             |         | POSTON, Dylan vs Gardner-Webb (11/16/15)   |  |
| 3-Pt FG Pct (min 2 made) | .500          | (3-6)   | POSTON, Dylan vs Gardner-Webb (11/16/15)   |  |
|                          | .400          | (2-5)   | McBRIDE, Harold vs Gardner-Webb (11/16/15) |  |
| Free Throws Made         | 4             |         | NELSON, Tyrell vs Gardner-Webb (11/16/15)  |  |
|                          | 3             |         | Walker, Ahmad vs Stony Brook (11/19/15)    |  |
|                          | 3             |         | IVEY, Isaiah vs Gardner-Webb (11/16/15)    |  |
|                          | 3             |         | Murry, John vs Austin Peay (11/13/15)      |  |
|                          | 3             |         | Davis, Khalil vs Austin Peay (11/13/15)    |  |
|                          | 3             |         | Robinson, Josh vs Austin Peay (11/13/15)   |  |
|                          | 3             |         | Murry, John vs Austin Peay (11/13/15)      |  |
| Free Throw Att.          | 4             |         | Walker, Ahmad vs Stony Brook (11/19/15)    |  |
|                          | 4             |         | NELSON, Tyrell vs Gardner-Webb (11/16/15)  |  |
|                          | 4             |         | Robinson, Josh vs Austin Peay (11/13/15)   |  |
|                          | 4             |         | Davis, Khalil vs Austin Peay (11/13/15)    |  |
|                          | 4             |         | NELSON, Tyrell vs Gardner-Webb (11/16/15)  |  |
| FT Pct (min 3 made)      | 1.000         | (4-4)   | NELSON, Tyrell vs Gardner-Webb (11/16/15)  |  |
|                          | 1.000         | (3-3)   | IVEY, Isaiah vs Gardner-Webb (11/16/15)    |  |
| Rebounds                 | 14            |         | Horton, Chris vs Austin Peay (11/13/15)    |  |
|                          | 11            |         | Woodhouse, Lucas vs Stony Brook (11/19/15) |  |
|                          | 11            |         | Warney, Jameel vs Stony Brook (11/19/15)   |  |
| Assists                  | 4             |         | Puriefoy, Carson vs Stony Brook (11/19/15) |  |
|                          | 4             |         | Woodhouse, Lucas vs Stony Brook (11/19/15) |  |
| Steals                   | 2             |         | Jones, Kenny vs Austin Peay (11/13/15)     |  |
|                          | 1             |         | McGrew, Rayshaun vs Stony Brook (11/19/15) |  |
|                          | 1             |         | Walker, Ahmad vs Stony Brook (11/19/15)    |  |
|                          | 1             |         | MILLER, Brandon vs Gardner-Webb (11/16/15) |  |
|                          | 1             |         | EFIANAYI, David vs Gardner-Webb (11/16/15) |  |
|                          | 1             |         | Budrys, Domas vs Austin Peay (11/13/15)    |  |
|                          | 1             |         | Horton, Chris vs Austin Peay (11/13/15)    |  |
|                          | Blocked Shots | 4       |  | Warney, Jameel vs Stony Brook (11/19/15) |
|                          |               | 1       |  | Nyama, Roland vs Stony Brook (11/19/15)  |
|                          | 1             |         | NELSON, Tyrell vs Gardner-Webb (11/16/15)  |  |
| Turnovers                | 4             |         | EFIANAYI, David vs Gardner-Webb (11/16/15) |  |
|                          | 3             |         | Puriefoy, Carson vs Stony Brook (11/19/15) |  |
|                          | 3             |         | Walker, Ahmad vs Stony Brook (11/19/15)    |  |

|       |   |   |
|-------|---|---|
|       | 3 | RIDEAU, Laquincy vs Gardner-Webb (11/16/15) |
|       | 3 | NELSON, Tyrell vs Gardner-Webb (11/16/15)   |
|       | 3 | McBRIDE, Harold vs Gardner-Webb (11/16/15)  |
|       | 3 | Horton,Chris vs Austin Peay (11/13/15)      |
|       | 3 | Thompson,Terrell vs Austin Peay (11/13/15)  |
| Fouls | 5 | McGrew, Rayshaun vs Stony Brook (11/19/15)  |
|       | 5 | Walker, Ahmad vs Stony Brook (11/19/15)     |
|       | 5 | MILLER, Brandon vs Gardner-Webb (11/16/15)  |