



Game 6/#19/16 Vanderbilt (5-0) vs. #5/7 Kansas (3-1)
Lahaina, Hawaii - Lahaina Civic Center - 9 p.m. CT

TV: ESPN

TV Talent: Sean McDonough (pxp), Fran Fraschilla (analyst)

Radio: Vanderbilt Radio Network from IMG College, vucommidores.com

Radio Talent: Joe Fisher (pxp), Tim Thompson (analyst)

Live Stats: vucommidores.com

Twitter Updates: @VandyMBB

Vanderbilt Athletic Communications

2601 Jess Neely Drive, Nashville, TN 37212

phone: 615-322-4121

www.vucommidores.com

VANDERBILT SCHEDULE/RESULTS

NOVEMBER

Date	VU	Opp	Opponent	Time/Result	TV/Rec.
Nov. 13	18/20	-	Austin Peay	W, 80-41	1-0
Nov. 16	18/20	-	Gardner-Webb	W, 98-62	2-0
Nov. 19	17/17	-	Stony Brook	W, 79-72	3-0
Nov. 23	19/16	-	St. John's	W, 92-55	4-0
Nov. 24	19/16	-	Wake Forest	W, 86-64	5-0
Nov. 25	19/16	5/7	Kansas	9 CT	ESPN

2015 Maui Jim Maui Invitational

DECEMBER

Date	VU	Opp	Opponent	Time	TV
Dec. 2	-	-	Detroit	7 p.m.	SECN+
Dec. 6	-	-	Baylor	7 p.m.	ESPNU
Dec. 9	-	-	Dayton	8 p.m.	ESPNU
Dec. 19	-	-	Wofford	1 p.m.	SECN
Dec. 22	-	-	Purdue	7 p.m.	Big10N
Dec. 30	-	-	W. Michigan	8 p.m.	SECN

JANUARY

Date	VU	Opp	Opponent	Time	TV
Jan. 2	-	-	LSU*	8 p.m.	ESPN2
Jan. 5	-	-	Arkansas*	8 p.m.	SECN
Jan. 9	-	-	S. Carolina*	2 p.m.	ESPNU
Jan. 12	-	-	Auburn*	8 p.m.	ESPNU
Jan. 16	-	-	Alabama*	5 p.m.	SECN
Jan. 20	-	-	Tennessee*	8 p.m.	SECN
Jan. 23	-	-	Kentucky*	TBA	ESPN/2
Jan. 26	-	-	Florida*	8 p.m.	ESPN/U
Jan. 30	-	-	Texas	TBA	ESPN/2

FEBRUARY

Date	VU	Opp	Opponent	Time	TV
Feb. 4	-	-	Texas A&M*	6 p.m.	ESPN/2
Feb. 6	-	-	Ole Miss*	7 p.m.	ESPNU
Feb. 10	-	-	Missouri*	8 p.m.	SECN
Feb. 13	-	-	Auburn*	5 p.m.	ESPN/2
Feb. 16	-	-	Miss. St.*	8 p.m.	SECN
Feb. 20	-	-	Georgia*	11 a.m.	ESPN/2
Feb. 23	-	-	Florida*	6 p.m.	ESPN/U/SECN
Feb. 27	-	-	Kentucky*	3 p.m.	CBS

MARCH

Date	VU	Opp	Opponent	Time	TV
Mar. 1	-	-	Tennessee*	6 p.m.	SECN
Mar. 5	-	-	Texas A&M*	TBA	ESPN/2

ALL TIMES CENTRAL

RANKINGS: AP/ESPN

*SEC GAME

SECN: SEC Network; SECN+: SEC Network Plus;

Big10N: Big 10 Network

GAME INFORMATION



2015-16 Record: 5-0
Head Coach: Kevin Stallings
Career Record: 441-269 (22)
VU Record: 318-206 (16)

2015-16 LEADERS
Points: Wade Baldwin IV (14.0)
Rebounds: Jeff Roberson (7.3)
Assists: Riley LaChance (4.4)
Blocks: Luke Kornet (2.4)

SERIES INFORMATION

Series Record: Series tied at two.
Last Meeting: Kansas won, 89-82, at the Rainbow Classic in Honolulu on 12/29/97.

Record at Vanderbilt: 1-0.
Record at Kansas: 1-0.
Record at Neutral Site: 0-2.
Coach Stallings vs. KU: Coach Stallings has never faced Kansas.




2015-16 Record: 3-1
Head Coach: Bill Self
Career Record: 562-184 (23)
Kansas Record: 355-79 (13)




2015-16 LEADERS
Points: Perry Ellis (18.0)
Rebounds: Landen Lucas (6.8)
Assists: Frank Mason III (6.5)
Blocks: Hunter Mickelson (1.3)

QUICK HITTERS

- ★ #19/16 Vanderbilt moved to 5-0 on the season with an 86-64 win over Wake Forest in the semifinals of the Maui Jim Maui Invitational. Junior center Damian Jones garnered his first double-double of his career and seventh of his career and tied a team high in points scored with 17 points and led all players with 10 rebounds. Wade Baldwin IV tallied 17 points, and sophomore forward Jeff Roberson scored 10 points and had 7 rebounds in the win over the Demon Deacons.
- ★ In their fifth appearance Maui, the win over Wake Forest moves Vanderbilt's all-time record at the tournament to 10-4. Vanderbilt won the tournament in 1986 behind future five-time NBA Title winner Will Perdue. The Commodores also appeared in 1988, 1995, and 2009.
- ★ Vanderbilt started the game on a 21-5 run against the Demon Deacons, their second consecutive quick start in the tournament. The Commodores started the quarterfinal game against St. John's on a 27-4 run.
- ★ Vanderbilt has never trailed in the tournament.
- ★ Four Commodores are averaging double figures on the season, with Baldwin leading the way with 14.0 ppg. Jones (11.4), Roberson (11.3), and Luke Kornet (10.6) also average double figures.
- ★ Eight players have scored in double figures in a game this season - Baldwin, Kornet, Roberson, Jones, LaChance, Fisher-Davis, Cressler, and Justice.
- ★ The Commodores shot 49.2% of their shots from the field, 41.2% from three, and 77.3% from the free throw line, while limiting the Demon Deacons to 32.8% from the floor, 16.7% from three, and 71.9% from the charity stripe.
- ★ Vanderbilt out rebounded the Demon Deacons, 43-37. Wake Forest entered the game with a +10 rebounding margin.
- ★ For the tournament, Vanderbilt has dominated opponents in their two games played. The Commodores have a scoring margin of +29.5, a rebounding margin of +14.5, and have shot 51.2% from the floor, 45.2% from three, and 72.1% from the free throw line. Vanderbilt's defensive effort has been just as stout, limiting opponents to a 31.4% from the field and 14.7% from three.
- ★ Vanderbilt has 35 assists against only 19 turnovers in the turnovers. Opponents have 20 turnovers and only 13 assists in the two games.
- ★ On the season, the Commodores are averaging 87.0 points per game and limiting opponents to 58.0 points per game.
- ★ Three Commodores are shooting 50% or better from three on the season with at least six makes - Baldwin (8-15, .533), Jeff Roberson (4-7, .571), and Camron Justice (6-12, .500).
- ★ From the field, Vanderbilt has seven players that are shooting 50% or better on the season - Baldwin (.533), Jones (.522), Roberson (.619), LaChance (.514), Nolan Cressler (.524), Joe Toye (.625), and Justice (.500).
- ★ Head Coach Kevin Stallings, the school's all-time winningest coach, is in his 17th season with the Commodores and 22nd overall as a head coach, and is now the dean of SEC coaches. Stallings has 318 career wins at Vanderbilt and 441 overall as a head coach. He has eight 20-win seasons in the last 12 seasons, with 11 total postseason appearances, six NCAA tournaments, and two Sweet 16's (2004 and 2007). He is also one of five SEC coaches to win 300 or more games at one institution, joining Kentucky's Adolph Rupp, Florida's Billy Donovan, and LSU's Dale Brown and Harry Rabenhorst, and is now in 6th place all-time on the SEC wins list.
- ★ Stallings, who coached as an assistant at Kansas under Roy Williams from 1988-93, has never faced the Jayhawks as a head coach.
- ★ Vanderbilt has an overall record of 88-221 in games versus ranked opponents, and an 8-15 record on neutral floors. Vanderbilt's last win over a ranked opponent came on March 11, 2012, against number one Kentucky to win the SEC Tournament in New Orleans, and the Commodores have lost eight consecutive games against ranked opponents. VU's last neutral site ranked game came against Wisconsin (L, 57-60) in 2012 NCAA Tournament in Albuquerque, N.M.

0		<p>CAMRON JUSTICE G ★ 6-3 ★ 180 ★ Fr. ★ Hindman, Ky.</p> <table border="1"> <thead> <tr> <th>PPG</th> <th>RPG</th> <th>APG</th> <th>SPG</th> <th>BPG</th> <th>MPG</th> </tr> </thead> <tbody> <tr> <td>5.2</td> <td>1.6</td> <td>0.6</td> <td>0.4</td> <td>0.0</td> <td>16.4</td> </tr> </tbody> </table>	PPG	RPG	APG	SPG	BPG	MPG	5.2	1.6	0.6	0.4	0.0	16.4	<p>NOTES: Scored career-high 11 pts vs. SJU...Finished high school career as third-leading scorer (3,588 points) in history of Kentucky High School basketball...As a senior in 2015, he was named the Gatorade Player of the Year and Mr. Basketball for the state of Kentucky.</p>	<p>CAREER HIGHS Pts. - 11, vs. SJU (11/23/15) Rebs. - 3, vs. SJU (11/23/15) Ast. - 2, vs. SJU (11/23/15) Min. - 18, vs. SJU (11/23/15)</p>
PPG	RPG	APG	SPG	BPG	MPG											
5.2	1.6	0.6	0.4	0.0	16.4											
2		<p>JOE TOYE G/F ★ 6-7 ★ 201 ★ Fr. ★ Chicago, Ill.</p> <table border="1"> <thead> <tr> <th>PPG</th> <th>RPG</th> <th>APG</th> <th>SPG</th> <th>BPG</th> <th>MPG</th> </tr> </thead> <tbody> <tr> <td>5.4</td> <td>1.4</td> <td>0.2</td> <td>0.6</td> <td>0.0</td> <td>7.8</td> </tr> </tbody> </table>	PPG	RPG	APG	SPG	BPG	MPG	5.4	1.4	0.2	0.6	0.0	7.8	<p>NOTES: Posted career-high 9 pts and 4 rebs. vs. SJU ... Attended Whitney Young High School in Chicago, where he was named as a First-Team All-City selection...Averaged 18.0 points, 7.0 rebounds, 2.0 assists, 2.0 steals, and 1.5 blocks as a senior.</p>	<p>CAREER HIGHS Pts. - 9, vs. SJU (11/23/15) Rebs. - 4, vs. SJU (11/23/15) Ast. - 1, vs. WFU (1/24/15) Min. - 10, 3x, last vs. SJU (11/23/15)</p>
PPG	RPG	APG	SPG	BPG	MPG											
5.4	1.4	0.2	0.6	0.0	7.8											
3		<p>LUKE KORNET F ★ 7-1 ★ 240 ★ Jr. ★ Lantana, Texas</p> <table border="1"> <thead> <tr> <th>PPG</th> <th>RPG</th> <th>APG</th> <th>SPG</th> <th>BPG</th> <th>MPG</th> </tr> </thead> <tbody> <tr> <td>10.6</td> <td>6.6</td> <td>1.4</td> <td>0.4</td> <td>2.4</td> <td>20.8</td> </tr> </tbody> </table>	PPG	RPG	APG	SPG	BPG	MPG	10.6	6.6	1.4	0.4	2.4	20.8	<p>NOTES: Scored 13 points and had career-high 13 rebounds vs. Austin Peay, his 2nd career double-double; also tied career-high in blocks with 4...Scored in double figures in three of five games...Son of Frank Kornet, a former VU basketball standout of his own from 1986-89.</p>	<p>CAREER HIGHS Pts. - 24, vs. Tenn. St. (11/23/14) Rebs. - 13, vs. APSU (11/13/15) Ast. - 4, 2x, last vs. S.C. (2/7/15) Min. - 34, at Ole Miss (3/8/14)</p>
PPG	RPG	APG	SPG	BPG	MPG											
10.6	6.6	1.4	0.4	2.4	20.8											
4		<p>WADE BALDWIN IV G ★ 6-3 ★ 194 ★ So. ★ Belle Mead, N.J.</p> <table border="1"> <thead> <tr> <th>PPG</th> <th>RPG</th> <th>APG</th> <th>SPG</th> <th>BPG</th> <th>MPG</th> </tr> </thead> <tbody> <tr> <td>14.0</td> <td>3.6</td> <td>3.2</td> <td>1.4</td> <td>0.2</td> <td>26.4</td> </tr> </tbody> </table>	PPG	RPG	APG	SPG	BPG	MPG	14.0	3.6	3.2	1.4	0.2	26.4	<p>NOTES: Named to SEC All-Freshman team in 2014-15...Scored career-high 21 pts vs. Stony Brook; 17 vs. Wake...Leads team in scoring...One of two freshman guards in nation last season (D'Angelo Russell) that averaged 9 pts, 4 rebs., 4 assists.</p>	<p>CAREER HIGHS Pts. - 21, vs. Stony Brook (11/19/15) Rebs. - 10, vs. S. Dakota St. (3/20/15) Ast. - 10, vs. Tenn. St. (11/23/14) Min. - 44, vs. Tenn. (2/11/15)</p>
PPG	RPG	APG	SPG	BPG	MPG											
14.0	3.6	3.2	1.4	0.2	26.4											
5		<p>MATTHEW FISHER-DAVIS G ★ 6-5 ★ 185 ★ So. ★ Charlotte, N.C.</p> <table border="1"> <thead> <tr> <th>PPG</th> <th>RPG</th> <th>APG</th> <th>SPG</th> <th>BPG</th> <th>MPG</th> </tr> </thead> <tbody> <tr> <td>8.2</td> <td>2.6</td> <td>1.4</td> <td>0.6</td> <td>0.0</td> <td>23.2</td> </tr> </tbody> </table>	PPG	RPG	APG	SPG	BPG	MPG	8.2	2.6	1.4	0.6	0.0	23.2	<p>NOTES: Scored season-high 11 pts vs. Stony Brook... Scored career-high 18 points on career-best six made 3FG's at Stanford in NIT Quarters...Started all five games this year...Led all SEC freshmen in three's made in 2014-15...Sixth in SEC in 3's made in all games.</p>	<p>CAREER HIGHS Pts. - 18, at Stanford (3/24/15) Rebs. - 4, 3x, last vs. WFU (11/24/15) Ast. - 3, 5x, last at Alabama (2/14/15) Min. - 35, vs. Yale (1/3/15)</p>
PPG	RPG	APG	SPG	BPG	MPG											
8.2	2.6	1.4	0.6	0.0	23.2											
10		<p>NATHAN WATKINS G ★ 6-5 ★ 186 ★ Sr. ★ Brentwood, Tenn.</p> <table border="1"> <thead> <tr> <th>PPG</th> <th>RPG</th> <th>APG</th> <th>SPG</th> <th>BPG</th> <th>MPG</th> </tr> </thead> <tbody> <tr> <td>0.0</td> <td>0.8</td> <td>0.0</td> <td>0.0</td> <td>0.0</td> <td>2.5</td> </tr> </tbody> </table>	PPG	RPG	APG	SPG	BPG	MPG	0.0	0.8	0.0	0.0	0.0	2.5	<p>NOTES: Walk-on guard from Brentwood, Tenn., who played at Ensworth School in Nashville...Played in 10 games in 2014-15...Played 16 huge minutes at Auburn in '14, scored 7 pts and had 3 rebs...Had career bests in pts, rebs, min., FG's made, 3 FG's made vs. Tigers.</p>	<p>CAREER HIGHS Pts. - 7, at Auburn (2/22/14) Rebs. - 4, vs. Miss. St. (3/12/14) Ast. - Min. - 16, at Auburn (2/22/14)</p>
PPG	RPG	APG	SPG	BPG	MPG											
0.0	0.8	0.0	0.0	0.0	2.5											
11		<p>JEFF ROBERSON F ★ 6-6 ★ 220 ★ So. ★ Houston, Texas</p> <table border="1"> <thead> <tr> <th>PPG</th> <th>RPG</th> <th>APG</th> <th>SPG</th> <th>BPG</th> <th>MPG</th> </tr> </thead> <tbody> <tr> <td>11.3</td> <td>7.3</td> <td>0.0</td> <td>0.5</td> <td>0.3</td> <td>18.5</td> </tr> </tbody> </table>	PPG	RPG	APG	SPG	BPG	MPG	11.3	7.3	0.0	0.5	0.3	18.5	<p>NOTES: Posted 1st career double-double with 11 pts and 13 rebs. vs. SJU...Scored career-best 18 points vs. Gardner-Webb, tied career-high with 8 rebs...Had 10 pts and 7 rebs vs. Wake...Left The Kinkaid School as the school's all-time leading scorer with 1,743 points.</p>	<p>CAREER HIGHS Pts. - 18, vs. G. Webb (11/16/15) Rebs. - 11, vs. SJU (11/23/15) Ast. - 4, at Georgia (1/27/15) Min. - 35, vs. LaSalle (11/29/14)</p>
PPG	RPG	APG	SPG	BPG	MPG											
11.3	7.3	0.0	0.5	0.3	18.5											
12		<p>DJERY BAPTISTE C ★ 6-10 ★ 235 ★ Fr. ★ Gonaives, Haiti</p> <table border="1"> <thead> <tr> <th>PPG</th> <th>RPG</th> <th>APG</th> <th>SPG</th> <th>BPG</th> <th>MPG</th> </tr> </thead> <tbody> <tr> <td>-</td> <td>-</td> <td>-</td> <td>-</td> <td>-</td> <td>-</td> </tr> </tbody> </table>	PPG	RPG	APG	SPG	BPG	MPG	-	-	-	-	-	-	<p>NOTES: Averaged 10 points, 10 rebounds, three blocks, two assists, and one steal in his senior season at Prestonwood Christian Academy in Texas... One of the most physically impressive prospects in the 2015 class... Speaks four languages.</p>	<p>CAREER HIGHS Pts. - Rebs. - Ast. - Min. -</p>
PPG	RPG	APG	SPG	BPG	MPG											
-	-	-	-	-	-											
13		<p>RILEY LACHANCE G ★ 6-2 ★ 182 ★ So. ★ Brookfield, Wis.</p> <table border="1"> <thead> <tr> <th>PPG</th> <th>RPG</th> <th>APG</th> <th>SPG</th> <th>BPG</th> <th>MPG</th> </tr> </thead> <tbody> <tr> <td>9.4</td> <td>1.4</td> <td>4.4</td> <td>1.0</td> <td>0.2</td> <td>25.8</td> </tr> </tbody> </table>	PPG	RPG	APG	SPG	BPG	MPG	9.4	1.4	4.4	1.0	0.2	25.8	<p>NOTES: Leads team in assists with 4.4 per game... Preseason 2nd -Team All-SEC by coaches...SEC's leading freshmen scorer in 2014-15...Scored in double figures in 24 games last year...SEC All-Freshman selection... Third on VU's single-season freshman scoring list with 429 points.</p>	<p>CAREER HIGHS Pts. - 26, 2x, last vs. W. Carolina (12/16/14) Rebs. - 7, at St. Louis (12/31/14) Ast. - 8, at Ole Miss (3/7/15) Min. - 42, vs. Yale (1/3/15)</p>
PPG	RPG	APG	SPG	BPG	MPG											
9.4	1.4	4.4	1.0	0.2	25.8											
14		<p>CARTER JOSEPHS G ★ 6-0 ★ 180 ★ Sr. ★ San Antonio, Texas</p> <table border="1"> <thead> <tr> <th>PPG</th> <th>RPG</th> <th>APG</th> <th>SPG</th> <th>BPG</th> <th>MPG</th> </tr> </thead> <tbody> <tr> <td>0.0</td> <td>0.3</td> <td>0.8</td> <td>0.0</td> <td>0.0</td> <td>6.5</td> </tr> </tbody> </table>	PPG	RPG	APG	SPG	BPG	MPG	0.0	0.3	0.8	0.0	0.0	6.5	<p>NOTES: Played in 13 games in 2014-15...Played in 19 games in 2013-14, received first career start at Ole Miss in 2014...Dished out 9 assists, had 1 steal, no turnovers in 16 min. at Auburn in '14...Played season-high 13 minutes vs. S.C. (4 assists) in 2014.</p>	<p>CAREER HIGHS Pts. - 2, at Miss. State (2/23/13) Rebs. - 3, vs. Florida (2/25/14) Ast. - 9, at Auburn (2/22/14) Min. - 21, at Ole Miss (3/8/14)</p>
PPG	RPG	APG	SPG	BPG	MPG											
0.0	0.3	0.8	0.0	0.0	6.5											
20		<p>PHILLIP MCGLOIN G ★ 6-1 ★ 183 ★ So. ★ Washington, D.C.</p> <table border="1"> <thead> <tr> <th>PPG</th> <th>RPG</th> <th>APG</th> <th>SPG</th> <th>BPG</th> <th>MPG</th> </tr> </thead> <tbody> <tr> <td>1.5</td> <td>0.8</td> <td>0.0</td> <td>0.0</td> <td>0.0</td> <td>1.8</td> </tr> </tbody> </table>	PPG	RPG	APG	SPG	BPG	MPG	1.5	0.8	0.0	0.0	0.0	1.8	<p>NOTES: Scored first points of his career on made three vs. Gardner-Webb...Walk-on guard who played in five games in 2014-15...Averaged 0.6 rebounds and 0.2 assists per game...First-year SEC Academic Honor Roll member in 2014-15.</p>	<p>CAREER HIGHS Pts. - 3, vs. G. Webb (11/16/15) Rebs. - 2, vs. Penn (12/22/14) Ast. - 1, vs. Missouri (2/21/15) Min. - 3, vs. Penn (12/22/14)</p>
PPG	RPG	APG	SPG	BPG	MPG											
1.5	0.8	0.0	0.0	0.0	1.8											
21		<p>SAMIR SEHIC F ★ 6-9 ★ 247 ★ Fr. ★ Atlanta, Ga.</p> <table border="1"> <thead> <tr> <th>PPG</th> <th>RPG</th> <th>APG</th> <th>SPG</th> <th>BPG</th> <th>MPG</th> </tr> </thead> <tbody> <tr> <td>1.8</td> <td>2.6</td> <td>0.0</td> <td>0.0</td> <td>0.0</td> <td>8.0</td> </tr> </tbody> </table>	PPG	RPG	APG	SPG	BPG	MPG	1.8	2.6	0.0	0.0	0.0	8.0	<p>NOTES: Scored 2 points and had 7 rebs. in collegiate debut...Averaged 20 points, 14 rebounds, two assists, one block and one steal for Cy Woods High School in Texas...Holds Cy Woods record for points, rebounds, and games played.</p>	<p>CAREER HIGHS Pts. - 2, 3x, last vs. S. Brook (11/19/15) Rebs. - 7, vs. APSU (11/13/15) Ast. - Min. - 15, vs. APSU (11/13/15)</p>
PPG	RPG	APG	SPG	BPG	MPG											
1.8	2.6	0.0	0.0	0.0	8.0											



24		<p>NOLAN CRESSLER G ★ 6-4 ★ 210 ★ Jr. ★ Pittsburgh, Pa.</p> <table border="1"> <thead> <tr> <th>PPG</th> <th>RPG</th> <th>APG</th> <th>SPG</th> <th>BPG</th> <th>MPG</th> </tr> </thead> <tbody> <tr> <td>6.8</td> <td>2.8</td> <td>1.5</td> <td>0.0</td> <td>0.3</td> <td>17.8</td> </tr> </tbody> </table>	PPG	RPG	APG	SPG	BPG	MPG	6.8	2.8	1.5	0.0	0.3	17.8	<p>NOTES: Scored Vanderbilt-high 10 points in win over St. John's...Transferred to VU from Cornell in spring of '14... Averaged 16.8 points, 4.2 rebounds, and 1.6 assists in his sophomore season with Cornell... Made first start of VU career against Stony Brook.</p>	<p>CAREER HIGHS Pts. - 34, vs. Brown (2/22/14) Rebs. - 9, 2x, last at Notre Dame (12/1/13) Ast. - 4, 3x, last vs. G. Webb (11/16/15) Min. - 37, 4x, last vs. Brown (2/22/14)</p>
PPG	RPG	APG	SPG	BPG	MPG											
6.8	2.8	1.5	0.0	0.3	17.8											
30		<p>DAMIAN JONES C ★ 7-0 ★ 245 ★ Jr. ★ Baton Rouge, La.</p> <table border="1"> <thead> <tr> <th>PPG</th> <th>RPG</th> <th>APG</th> <th>SPG</th> <th>BPG</th> <th>MPG</th> </tr> </thead> <tbody> <tr> <td>10.0</td> <td>5.8</td> <td>1.5</td> <td>0.5</td> <td>1.5</td> <td>20.5</td> </tr> </tbody> </table>	PPG	RPG	APG	SPG	BPG	MPG	10.0	5.8	1.5	0.5	1.5	20.5	<p>NOTES: Has scored in double figures four of five games this year...1st in SEC in FG% (.562) a year ago...Tallied 17 pts, 10 rebs. vs. Wake...First-team All-SEC selection...Tallied 10+ points in 52 career games...Second on VU soph. single season scoring list with 506 points.</p>	<p>CAREER HIGHS Pts. - 24, vs. Trevecca (11/16/14) Rebs. - 15, vs. Tenn. (3/12/15) Ast. - 2, 4x, last vs. Rutgers (11/28/14) Min. - 41, vs. TAMU (2/15/14)</p>
PPG	RPG	APG	SPG	BPG	MPG											
10.0	5.8	1.5	0.5	1.5	20.5											
40		<p>JOSH HENDERSON C ★ 7-0 ★ 237 ★ GS ★ Roanoke, Va.</p> <table border="1"> <thead> <tr> <th>PPG</th> <th>RPG</th> <th>APG</th> <th>SPG</th> <th>BPG</th> <th>MPG</th> </tr> </thead> <tbody> <tr> <td>4.0</td> <td>3.3</td> <td>1.0</td> <td>0.3</td> <td>1.0</td> <td>14.8</td> </tr> </tbody> </table>	PPG	RPG	APG	SPG	BPG	MPG	4.0	3.3	1.0	0.3	1.0	14.8	<p>NOTES: Granted sixth year by NCAA in summer of 2015...Scored a season-high nine points vs. Wake Forest...Tied for team high with 12 points at Ga. Tech in 2014, a season-best; was 5-5 from floor vs. GT...Graduated with a degree in Economics in May of 2014.</p>	<p>CAREER HIGHS Pts. - 13, 3x, last at UK (2/20) Rebs. - 7, 2x, last vs. Providence (11/22/13) Ast. - 4, vs. Bucknell (11/15/11) Min. - 32, 2x, last at Aub (3/2/13)</p>
PPG	RPG	APG	SPG	BPG	MPG											
4.0	3.3	1.0	0.3	1.0	14.8											

IN THE SEC	It's early in the 2015-16 season, but the Commodores' early numbers stack up well in the SEC. Vanderbilt is first in scoring defense (58.8), field goal percentage defense (.342), 3-point field goal percentage defense (.195), turnover margin (+4.8), and in assist/turnover ratio (1.8). The Commodores are second in scoring offense (87.0) and scoring margin (+28.2).
RETURNING FOR VANDERBILT	The 2015-16 edition of the Vanderbilt Commodores returns 10 letterwinners and four of five starters from a year ago, with 81.6% of the team's scoring output and 77.4% of rebounding returning. Also added to the mix this year is junior Nolan Cressler, who averaged 16.8 points per game as a sophomore at Cornell in 2013-14, and four incoming freshmen who were ranked as the 20th-best recruiting class in the class of 2015.
PRESEASON TOURNAMENTS	Vanderbilt has been quite successful in preseason tournaments, winning three preseason tournaments since 2007 - in 2007, the Commodores won the South Padre Island Invitational, in 2008, the Cancun Challenge, and in 2012, the TicketCity Legends Classic in New Jersey. The Commodores also captured 1986 Maui Invitational behind an MVP performance from future NBA player Will Perdue.
JONES ON WATCH LISTS	Damian Jones has been named to numerous preseason watch lists, including the Wooden Award, given to the nation's top player, the Lute Olson Award, presented to the nation's top Division I player who has played at least two seasons, and the Kareem Abdul-Jabbar Award, given to the nation's top center. Damian Jones was the team's leading scorer and rebounder in 2014-15, averaging 14.5 points and 6.5 rebounds per contest. He scored 20+ points in eight games as a sophomore and finished first in the SEC in field goal percentage, 3rd in blocks (2.0), and 10th in scoring. Jones was named an All-SEC First-Team selection in 2015 and a preseason first-team member by the league's coaches and media prior to this season.
CENTER U	Vanderbilt has turned into Center University in the last eight seasons, with a center posting double digits in all but one of those seasons. Here's a look at the totals from centers since the 2007-08 season. 2007-08 - A.J. Ogilvy - 17.0 ppg 2011-12 - Festus Ezeli - 10.1 ppg 2008-09 - A.J. Ogilvy - 15.4 ppg 2013-14 - Damian Jones - 11.3 ppg 2009-10 - A.J. Ogilvy - 13.4 ppg 2014-15 - Damian Jones - 14.5 ppg 2010-11 - Festus Ezeli - 13.0 ppg
BLOCK PARTY	The 2014-15 team blocked 186 shots on the season, which set a new Vanderbilt season record, surpassing the 2008-09 team, which blocked 174 shots that season. The Commodores' 186 blocks ranked 15th nationally for the season. Against Saint Mary's in the NIT First Round, Vanderbilt tied a then-program record with 11 blocks, and then followed that up with a 13-block performance against South Dakota State, which set a new program single-game record.
ASSIST NUMBERS	Vanderbilt had 541 assists on the season in 2014-15, which tied the seventh-best season in Commodore history for assists. Wade Baldwin had 155 assists to lead all Commodore players, with Shelton Mitchell registering 103 and Riley LaChance 102, marking only the third time in Commodore history that three players have registered 100 assists or more. Vanderbilt has only had two other seasons in its history in which three players have had 100 or more assists - 1988-89 (Barry Goheen, 130, Barry Booker, 118, Derrick Wilcox, 173) and 1993-94 (Billy McCaffrey, 133, Ronnie McMahan, 108, Frank Seckar, 110). The Commodores also ranked first in the SEC in assist percentage (assists on made baskets) and fourth nationally.
936	Vanderbilt has made a 3-pointer in 936 consecutive games, a streak which began at the inception of the 3-point line in 1986-87. The Commodores rank second only to UNLV for the longest streak in Division I basketball. Vanderbilt, UNLV and Princeton are the only three schools in college basketball to have made at least one 3-pointer in every game played since the 3-point line was implemented.
3's	The Commodores finished the 2014-15 season with four different players shooting 40% or better from three this season (at least 10 made threes), only the third time since the three-point line came into existence in 1986-87 that a Vanderbilt team has accomplished that. Wade Baldwin IV, Luke Kornet, Jeff Roberson, and Matthew Fisher-Davis all shot 40% or better on the season, with Baldwin leading the way at 43.9%. In 1987-88, five Commodores - Barry Goheen, Barry Booker, Charles Mayes, Scott Draud, and Derrick Wilcox shot above 40%, the most in program history.



HEAD COACH KEVIN STALLINGS



THE STALLINGS FILE

Born: October 1, 1960
High School: Collinsville (Ill.) '78
College: Bachelor's Degree in Business Management and Marketing, Purdue, '82, Master's Degree in Counseling, Purdue, '85
Family: Wife, Lisa, three children, Jacob (23), Alexa (19), Jordyn (13)

WINNINGEST COACHES AT VANDERBILT

Coach	Yrs	Record	Pct
1. Kevin Stallings (1999-)	17	318-206	.607
2. Roy Skinner (1959, 1962-76)	16	278-135	.673
3. Bob Polk (1948-58, 1960-61)	13	197-106	.650
4. C.M. Newton (1982-89)	8	129-115	.529
5. Jan van Breda Kolff (1994-99)	6	104-81	.562
6. Josh Cody (1924-27, 1932-36)	9	98-100	.495
7. Eddie Fogler (1990-93)	4	81-48	.628

WINNINGEST COACHES AT MEMORIAL GYM

Coach	Yrs	Record
1. Kevin Stallings (2000-)	17	215-63
2. Roy Skinner (1959, 1962-76)	16	181-41
3. Bob Polk (1948-58, 1960-61)	8	96-15
4. C.M. Newton (1982-89)	8	91-37
5. Jan van Breda Kolff (1994-99)	6	75-20
6. Eddie Fogler (1990-93)	4	54-12

STALLINGS THROUGH THE YEARS

Year	School	Position	W-L	Conf.	Postseason
2016	Vanderbilt	Head Coach	5-0	-	-
2015	Vanderbilt	Head Coach	21-14	9-9	NIT Quarterfinals
2014	Vanderbilt	Head Coach	15-16	7-11	-
2013	Vanderbilt	Head Coach	16-17	8-10	-
2012	Vanderbilt	Head Coach	25-11	10-6	NCAA Third Round
2011	Vanderbilt	Head Coach	23-11	9-7	NCAA Second Round
2010	Vanderbilt	Head Coach	24-9	12-4	NCAA First Round
2009	Vanderbilt	Head Coach	19-11	8-8	-
2008	Vanderbilt	Head Coach	26-8	10-6	NCAA First Round
2007	Vanderbilt	Head Coach	22-12	10-6	NCAA Regional Semifinals
2006	Vanderbilt	Head Coach	17-13	7-9	NIT First Round
2005	Vanderbilt	Head Coach	20-14	8-8	NIT Quarterfinals
2004	Vanderbilt	Head Coach	23-10	8-8	NCAA Regional Semifinals
2003	Vanderbilt	Head Coach	11-18	3-13	—
2002	Vanderbilt	Head Coach	17-15	6-10	NIT First Round^
2001	Vanderbilt	Head Coach	15-15	4-12	—
2000	Vanderbilt	Head Coach	19-11	8-8	NIT First Round
1999	Illinois State	Head Coach	16-15	7-11	—
1998	Illinois State	Head Coach	25-6	16-2●#	NCAA Second Round
1997	Illinois State	Head Coach	24-6	14-4●#	NCAA First Round
1996	Illinois State	Head Coach	22-12	13-5	NIT Quarterfinals
1995	Illinois State	Head Coach	20-13	13-5	NIT Second Round
1994	Illinois State	Head Coach	16-11	12-6	—
1993	Kansas	Assistant	29-7	11-3●	NCAA Final Four
1992	Kansas	Assistant	27-5	11-3●#	NCAA Second Round
1991	Kansas	Assistant	27-8	10-4●	NCAA Final Four*
1990	Kansas	Assistant	30-5	11-3	NCAA Second Round
1989	Kansas	Assistant	19-12	6-8	—
1988	Purdue	Assistant	29-4	16-2●	NCAA Sweet 16
1987	Purdue	Assistant	25-5	15-3●	NCAA Second Round
1986	Purdue	Assistant	22-10	11-7	NCAA First Round
1985	Purdue	Assistant	20-9	12-6	NCAA First Round
1984	Purdue	Assistant	22-7	15-3●	NCAA First Round
1983	Purdue	Assistant	21-9	11-7	NCAA Second Round
1982	Purdue	Player	18-14	11-7	NIT Final Four
1981	Purdue	Player	21-11	10-8	NIT Final Four
1980	Purdue	Player	27-8	11-7#	NCAA Final Four*
1979	Belleville J.C.	Player	28-9	—	NJCAA Tournament

Totals at Vanderbilt (Head Coach)	318-206	127-135
Totals at Illinois State (Head Coach)	123-63	75-33
Head Coach Totals	441-269	202-167
Totals at Kansas (Assistant Coach)	132-37	49-21
Totals at Purdue (Assistant Coach)	139-44	
Totals at Purdue (playing)	66-33	

● Regular season conference champions; # Conference tournament champions; * Lost in National Championship game; ^ Included an Opening Round play-in game that Vanderbilt won over Houston.

26	In 33 seasons, his teams have made 26 tournament appearances, including 19 NCAA berths and three Final Fours.
25	20-Win Seasons in his career and 12 conference championships.
8	20-Win Seasons in last 12 seasons and total number of 20-win seasons at Vanderbilt, the most of any Commodore coach.
318	Number of victories at Vanderbilt. Now winningest all-time Vanderbilt coach, surpassed legendary VU mentor Roy Skinner vs. Lipscomb on November 15, 2013.
441	Total victories as a head coach.
3	SEC Players of the Year in his 15-year tenure - Dan Langhi (2000), Derrick Byars (2007), Shan Foster (2008).
34	All-SEC Performers during his time at Vanderbilt.
3	Consecutive trips to the NCAA Tournament (2010, 2011, 2012), the first time Vanderbilt has accomplished the feat.
6	NCAA Tournaments in the last nine seasons.
2	Sweet 16 appearances as Commodore mentor (2004, 2007).
45	At Vanderbilt, all 45 of his seniors either have earned or are currently working toward their college degree.
61	The Commodores won their first SEC Tournament crown in 61 years after defeating #1 Kentucky in final in 2012.
3	Only three losing seasons as a player or coach in 33 years.



PRESEASON MEDIA CHATTER

AP TOP 25 - WEEK 3

1	Kentucky (59)	4-0	1,619
2	Maryland (6)	3-0	1,518
3	Michigan State	3-0	1,448
4	Iowa State	2-0	1,297
5	Kansas	1-1	1,243
6	Duke	4-1	1,238
7	Oklahoma	2-0	1,210
8	Villanova	4-0	1,153
9	North Carolina	3-1	1,141
10	Gonzaga	2-0	1,138
11	Arizona	4-0	970
12	Virginia	4-1	872
13	Indiana	3-0	846
14	California	3-0	746
15	Miami (FL)	5-0	724
16	Purdue	5-0	550
17	Notre Dame	3-0	480
18	Connecticut	3-0	432
19	Vanderbilt	3-0	431
20	Wichita St	2-1	423
21	Oregon	4-0	369
22	LSU	3-0	285
23	Xavier	3-0	143
24	Cincinnati	4-0	110
25	Texas A&M	4-0	100
25	SMU	3-0	100

Others Receiving Votes

Utah 95, George Washington 85, Baylor 81, West Virginia 69, Butler 59, Louisville 40, Northern Iowa 23, Iowa 20, Dayton 18, Tulsa 17, Colorado State 13, Providence 8, Georgetown 4, Michigan 3, Valparaiso 2, Washington 1, Chattanooga 1

USA TODAY POLL - WEEK 3

1	Kentucky (28)	4-0	772
2	Maryland (3)	3-0	736
3	Duke	4-1	623
4	Michigan State	3-0	614
5	Iowa State	2-0	610
6	Oklahoma	2-0	561
7	Kansas	1-1	555
8	North Carolina	3-1	554
9	Villanova	4-0	552
10	Arizona	4-0	530
11	Gonzaga	2-0	492
12	Virginia	4-1	488
13	California	3-0	377
14	Indiana	3-0	327
15	Purdue	5-0	262
16	Vanderbilt	3-0	260
17	LSU	3-0	220
18	Notre Dame	3-0	218
19	Miami (FL)	5-0	216
20	Wichita St	2-1	200
21	Connecticut	3-0	164
22	West Virginia	3-0	145
23	Oregon	4-0	124
24	Cincinnati	4-0	82
25	Baylor	2-1	77

Others Receiving Votes

Utah 73, Louisville 51, Butler 47, Xavier 44, Texas A&M 41, Michigan 15, George Washington 12, Dayton 10, Tulsa 6, Washington 3, New Mexico 3, Iowa 3, Northern Iowa 3, Davidson 3, Georgetown 1, Colorado State 1

-Consensus Top 20 preseason team**-Wade Baldwin named a breakout candidate by CBSSports.com**

Q: Wade Baldwin has a 6-10 wingspan and shot 40+% from 3 as a freshman. Do you see him skyrocketing up your big board?

A: Baldwin is definitely one of my biggest breakout candidates this season nationally. Vanderbilt has a shot to be really good, and Baldwin will be the maestro of their team after Shelton Mitchell transferred. Few teams are better coached offensively than the Commodores, as Kevin Stallings can really get the most out of a group with the way he can create space with sets on offense. Baldwin will be a rather large beneficiary of that this season, just like he was last year.

Baldwin's a pretty awesome drive and kick player, and it showed last year with his 31.2 assist rate. He's also a strong defensive player due to that quickness and, as you mention, the long arms. He was the only freshman in the country to have a 30-plus assist rate and a 3-plus steal rate last year. Plus, he's a great rebounder for a point guard. That's the basis of his game, before you even get to the jump shot that was so effective last year. I'm still not 100 percent sold on his jumper given that it was the major question about his game coming into his maiden collegiate voyage, but if it keeps up around 40 percent on more attempts that would be the icing on the cake.

Basically, with just marginal growth this year, Baldwin could be looking at an excellent 12 points, five assists, four rebounds, two steals per game line on solid efficiency while leading Vandy to the NCAA Tournament. He's capable of making "the leap" this season. It's just incumbent upon him to do the work necessary to get there. He's already on the NBA's radar, but that kind of improvement would put him in the first round mix over the next two years.

-Coach Stallings named top 10 offensive coach by peers

"His in-game adjustments and adjustments at the halftime are probably the best I've ever seen — and out of timeouts. Plays that, when you scout teams, you watch them play and play and see so many games, but he can draw something out of a timeout that they've never run before, and you've never seen before, and it looks like the same play, but he's never done it."

-Commodores predicted to be the third-best 3-Point Shooting Team in 2015-16 By Bleacher Report.com

-Ken Pomeroy, a prominent college basketball statistician, tweeted: *If you don't have Vandy in your preseason top 25 you are probably a weirdo.*

-Damian Jones projected as a 2016 NBA Lottery Pick

-Damian Jones named starting 5-man in 2015-16 college basketball dream team for Jeff Goodman of ESPN.com.

-Damian Jones named a first-team preseason All-American by Jeff Goodman of ESPN.com.

-Vanderbilt's non-conference schedule named the 3rd toughest in the nation according to ESPN.com

-Vanderbilt named in SI.com's "64 Reasons To Be Excited for 2015-16 Season"***Vanderbilt basketball is back***

Quietly, the Commodores finished last season ranked No. 36 in kenpom.com's efficiency metrics. A dreadful start to their conference season—they went 1-7 in January—left them off most radars, but they played really well down the stretch and even clawed back to end the season .500 in conference play. Along the way, they bested kenpom.com top-100 teams in Florida, South Carolina, Alabama, Tennessee and Ole Miss. And they came within a bucket of beating Stanford in the NIT. Junior big man Damian Jones and rising sophomores Riley LaChance, Wade Baldwin and Matthew Fisher-Davis all boasted 100+ offensive ratings a year ago, and the Commodores as a team were a top-20 offense. In the second half of conference play last year, Vanderbilt surprised opponents. This season, the Commodores can surprise the country.

-Coach Stallings named 20th-most influential in mid-state sports by Tennessean

-Damian Jones named the fourth top high-impact junior in college basketball for 2015-16.

-Wade Baldwin IV named a top 10 high-impact sophomore in college basketball for 2015-16.

-CBSSports.com's Jon Rothstein named Nolan Cressler a top 20 under-the-radar transfer.



LAST TIME OUT

BOX SCORE VS. WAKE FOREST

Official Basketball Box Score -- Game Totals -- Final Statistics
Vanderbilt vs Wake Forest
11-24-15 2:30 p.m. at Lahaina Civic Center, Maui, Hawaii

Vanderbilt 86 • 5-0

##	Player	Total			3-Ptr			Rebounds			PF	TP	A	TO	Blk	Stl	Min
		FG	FGA	%	FG	FGA	%	FT	FTA	%							
03	KORNET, Luke	f	4-10	0-1	0-0	3	3	6	4	8	0	1	2	1	14		
30	JONES, Damian	c	6-10	0-0	5-7	2	8	10	2	17	2	2	2	0	28		
04	BALDWIN IV, Wade	q	6-8	3-4	2-2	1	3	4	2	17	2	3	0	2	22		
05	FISHER-DAVIS, Matthe	g	3-7	1-2	2-2	0	4	4	2	9	0	0	0	0	24		
13	LACHANCE, Riley	g	4-9	1-3	0-0	0	0	0	3	9	6	1	0	1	26		
00	JUSTICE, Camron		1-2	0-1	0-0	0	2	2	3	2	0	0	0	1	23		
02	TOYE, Joe		1-2	1-1	0-0	0	0	0	0	3	1	0	0	1	6		
10	WATKINS, Nathan		0-0	0-0	0-0	0	0	0	0	0	0	0	0	0	2		
11	ROBERSON, Jeff		3-5	1-2	3-5	4	3	7	3	10	0	0	0	0	20		
14	JOSEPHS, Carter		0-0	0-0	0-0	0	0	0	0	0	1	0	0	0	3		
20	MCGLOIN, Phillip		0-2	0-1	0-0	0	2	2	0	0	0	0	0	0	2		
21	SEHIC, Samir		0-1	0-0	0-0	0	1	1	1	0	0	0	0	0	4		
24	CRESSLER, Nolan		1-4	0-2	0-0	1	3	4	1	2	2	1	0	0	15		
40	HENDERSON, Josh		2-3	0-0	5-6	2	0	2	4	9	0	0	0	0	11		
	Team					0	1	1									
	Totals		31-63	7-17	17-22	13	30	43	25	86	14	8	4	6	200		

FG % 1st Half: 16-30 53.3% 2nd half: 15-33 45.5% Game: 31-63 49.2% Deadball Rebounds 2
 3FG % 1st Half: 4-9 44.4% 2nd half: 3-8 37.5% Game: 7-17 41.2%
 FT % 1st Half: 7-8 87.5% 2nd half: 10-14 71.4% Game: 17-22 77.3%

Wake Forest 64 • 3-2

##	Player	Total			3-Ptr			Rebounds			PF	TP	A	TO	Blk	Stl	Min
		FG	FGA	%	FG	FGA	%	FT	FTA	%							
44	Mitoglou,Dinos	f	2-5	1-3	4-4	1	1	2	3	9	0	1	0	0	24		
02	Thomas,Devin	c	3-7	0-0	7-11	2	4	6	2	13	0	1	0	1	23		
10	Wilbekin,Mitchell	g	0-8	0-6	0-0	1	2	3	0	0	1	1	0	1	34		
11	McClinton,Greg	g	0-2	0-0	1-3	3	2	5	3	1	0	2	1	0	17		
13	Crawford,Bryant	q	6-16	1-5	2-3	0	1	1	4	15	5	3	0	3	35		
04	Moore,Doral		0-1	0-0	0-0	0	4	4	5	0	0	2	0	0	7		
20	Collins,John		3-8	0-0	8-9	3	5	8	3	14	0	1	1	0	22		
35	Prendergast,Stephen		0-1	0-1	0-0	0	0	0	0	0	0	0	0	0	2		
42	McGregor,Gilbert		0-0	0-0	0-0	0	0	0	0	0	0	0	0	0	1		
43	VanHorn,Trent		5-9	1-2	1-2	1	1	2	2	12	1	1	0	2	31		
45	Rike,Troy		0-0	0-0	0-0	0	1	1	0	0	0	0	0	0	1		
51	O'Brien,Grant		0-1	0-1	0-0	0	0	0	0	0	0	0	0	0	3		
	Team					5	0	5									
	Totals		19-58	3-18	23-32	16	21	37	22	64	7	12	2	7	200		

FG % 1st Half: 8-29 27.6% 2nd half: 11-29 37.9% Game: 19-58 32.8% Deadball Rebounds 2,1
 3FG % 1st Half: 0-6 0.0% 2nd half: 3-12 25.0% Game: 3-18 16.7%
 FT % 1st Half: 12-18 66.7% 2nd half: 11-14 78.6% Game: 23-32 71.9%

Officials: Pat Driscoll, Chris Rastatter, Patrick Evans
 Technical fouls: Vanderbilt-SEHIC, Samir. Wake Forest-Collins,John.
 Attendance: 2400

Score by periods	1st	2nd	Total
Vanderbilt	43	43	86
Wake Forest	28	36	64

	In	Off	2nd	Fast	Bench
Points					
VU	34	14	14	10	26
WF	24	9	16	5	26

Last FG - VU 2nd-01:21, WF 2nd-01:41.
 Largest lead - VU by 24 2nd-04:20, WF None.

Score tied - 0 times.
 Lead changed - 0 times.

Team Notes

- The Commodores shot 49.2% of their shots from the field, 41.2% from three, and 77.3% from the free throw line, while limiting the Demon Deacons to 32.8% from the floor, 16.7% from three, and 71.9% from the charity stripe.
- Vanderbilt out rebounded the Demon Deacons, 43-37. Wake Forest entered the game with a +10 rebounding margin.
- For the tournament, Vanderbilt has dominated opponents in their two games played. The Commodores have a scoring margin of +29.5, a rebounding margin of +14.5, and have shot 51.2% from the floor, 45.2% from three, and 72.1% from the free throw line. Vanderbilt's defensive effort has been just as stout, limiting opponents to a 31.4% from the field and 14.7% from three.
- Vanderbilt has 35 assists against only 19 turnovers in the turnovers. Opponents have 20 turnovers and only 13 assists in the two games.
- On the season, the Commodores are averaging 87.0 points per game and limiting opponents to 58.0 points per game.
- Three Commodores are shooting 50% or better from three on the season with at least six makes - Baldwin (8-15, .533), Jeff Roberson (4-7, .571), and Camron Justice (6-12, .500).
- From the field, Vanderbilt has seven players that are shooting 50% or better on the season - Baldwin (.533), Jones (.522), Roberson (.619), LaChance (.514), Nolan Cressler (.524), Joe Toye (.625), and Justice (.500).
- The Commodores had three players in double figures against Wake Forest - Jones (17), Baldwin (17), and Roberson (10).
- Vanderbilt had their best performance of the season at the free-throw line - 17-22 (.773).

Individual Notes

- Jones added his seventh career double-double and first of the season after his 17-point, 10-rebound performance against the Demon Deacons. It was the fourth double-digit game of the season for Jones and 52nd of his career.
- Baldwin's 17-point effort was his third double-digit scoring game of the season.
- Roberson scored in double figures for the second consecutive game with his 10-point effort.
- LaChance tallied a season-best six assists against Wake Forest.

RECAP

LAHAINA (AP) -- Vanderbilt has reached the championship game of the Maui Jim Maui Invitational without really being tested.

Wade Baldwin IV and Damian Jones both scored 17 points, and the No. 19 Commodores used their size, depth and shooting to beat Wake Forest 86-64 on Tuesday night.

"I thought that our guys played, again, very inspired," Vanderbilt coach Kevin Stallings said. "But I thought fatigue might have played a little bit of a part in that game. I thought maybe our team being a little deeper than theirs had an impact. They made a great run after we ran on them at the beginning. They made a great run to get back in the game."

"Then I thought from that point forward we were able to establish control and never really relinquish it. ... I like how we're playing."

What coach wouldn't?

Jones, who grabbed 10 rebounds, was 6 for 10 from the field and Baldwin was ever better at 6 for 8. The Commodores were never threatened in the second half and led by as many as 24 points.

Vanderbilt (5-0) will play the winner of the game between No. 5 Kansas and UCLA for the championship on Wednesday.

"It would be huge for us going into the season, having that under our belt," Jones said. "It would really help our confidence going into conference play."

The game couldn't have started much worse for Wake Forest (3-2). While Vanderbilt was opening 9 of 13 from the field, the Demon Deacons missed 12 of their first 13 shots. That amounted to a 21-5 lead for the Commodores, who beat St. John's 92-55 in the first round.

Wake Forest was able to get within 30-24 with 6 minutes left in the first half, but Vanderbilt went on a 10-0 run that was started and ended by Jones scoring inside. The Commodores stayed comfortably in front this time and led 43-28 at halftime.

"Vanderbilt came out and delivered the first couple blows, and we didn't respond well," Wake Forest coach Danny Manning said. "From that point on, we played catch-up. ... They shoot the ball exceptionally well."

"We didn't do enough things to prevent them from having the night that they had. I thought in spurts we did some things, but over the course of the ballgame we have to do a much better job defensively. But they played a very good ballgame."

Jeff Roberson had 10 points and seven rebounds for Vanderbilt, and Riley LaChance had nine points and six assists.

Jones had five points and five rebounds in 14 foul-plagued minutes against St. John's. He had an easy explanation for his improvement from one game to the next.

"Stayed out of foul trouble," he said.

Freshman point guard Bryant Crawford, who had the winning basket in the closing seconds of the first-round win over No. 13 Indiana, led the Demon Deacons with 15 points. John Collins scored 14 and Devin Thomas added 13.

"They had length so when I drive, I either have to adjust my shot or I had to find the next open guy," Crawford said.



2015-16 Roster

No.	Name	Pos.	Ht.	Wt.	Cl.-Yr	Hometown (Previous School)
0	Camron Justice	G	6-3	180	Fr. - 1st	Hindman, Ky. (Knott County Central)
2	Joe Toye	G/F	6-7	201	Fr. - 1st	Chicago, Ill. (Whitney Young)
3	Luke Kornet	F	7-1	240	Jr. - 3rd	Lantana, Texas (Liberty Christian)
4	Wade Baldwin IV	G	6-3	194	So. - 2nd	Belle Mead, N.J. (St. Joseph)
5	Matthew Fisher-Davis	G	6-5	185	So. - 2nd	Charlotte, N.C. (Butler)
10	Nathan Watkins	G	6-5	186	Sr. - 4th	Brentwood, Tenn. (Ensworth School)
11	Jeff Roberson	F	6-6	220	So. - 2nd	Houston, Texas (The Kinkaid School)
12	Djery Baptiste	C	6-10	235	Fr. - 1st	Gonaives, Haiti (Prestonwood Christian (Texas))
13	Riley LaChance	G	6-2	182	So. - 2nd	Brookfield, Wis. (Brookfield Central)
14	Carter Josephs	G	6-0	180	Sr. - 4th	San Antonio, Texas (Tom C. Clark)
20	Phillip McGloin	G	6-1	183	So. - 2nd	Washington, D.C. (Mercersburg Academy)
21	Samir Sehic	F	6-9	247	Fr. - 1st	Atlanta, Ga. (Cy Woods (Texas))
24	Nolan Cressler	G	6-4	210	R-Jr. - 2nd	Pittsburgh, Pa. (Cornell)
30	Damian Jones	C	7-0	245	Jr. - 3rd	Baton Rouge, La. (Scotlandville Magnet)
40	Josh Henderson	C	7-0	237	R-Sr. - 6th	Roanoke, Va. (Cave Spring)

COACHING STAFF

Head Coach..... **Kevin Stallings** (Purdue, 1982) - 17th
 Assistant Coach..... **Adam Cohen** (Arizona, 2008) - 2nd
 Assistant Coach..... **Derrick Jones** (Samford, 2001) - 2nd
 Assistant Coach..... **Tom Richardson** (St. Xavier (Ill.), 1977) - 13th
 Director of Operations..... **Dan Cage** (Vanderbilt, 2007) - 6th

SUPPORT STAFF

Athletic Communications Dir. **Andy Boggs** (Florida State, 1998)
 Academic Support..... **Neal Clark** (Kentucky, 1992)
 Athletic Trainer..... **Shannon Gordon** (Indiana State, 1992)
 Strength and Conditioning..... **Garry Christopher** (Baylor, 2009)

PRONUNCIATION GUIDE

Djery Baptiste..... **Jerry - Bap-TEEST**
 Luke Kornet..... **Kor-NET**
 Jeff Roberson..... **ROE-ber-son**
 Samir Sehic..... **Sa-MEER Se-HICH**

ROSTER BY CLASS

Seniors (3)
Josh Henderson..... Roanoke, Va.
Carter Josephs..... San Antonio, Texas
Nathan Watkins..... Nashville, Tenn.

Juniors (3)
Damian Jones..... Baton Rouge, La.
Luke Kornet..... Lantana, Texas
Nolan Cressler..... Pittsburgh, Pa.

Sophomores (5)
Wade Baldwin IV..... Belle Mead, N.J.
Matthew Fisher-Davis..... Charlotte, N.C.
Riley LaChance..... Brookfield, Wisc.
Phillip McGloin..... Washington, D.C.
Jeff Roberson..... Houston, Texas

Freshman (4)
Djery Baptiste..... Gonaives, Haiti
Camron Justice..... Hindman, Ky.
Samir Sehic..... Atlanta, Ga.
Joe Toye..... Chicago, Ill.

2015-16 Vanderbilt Basketball
Vanderbilt Combined Team Statistics (as of Nov 24, 2015)
All games

RECORD:	OVERALL	HOME	AWAY	NEUTRAL
ALL GAMES	5-0	3-0	0-0	2-0
CONFERENCE	0-0	0-0	0-0	0-0
NON-CONFERENCE	5-0	3-0	0-0	2-0

##	Player	gp-gs	min	avg	Total		3-Point		F-Throw		Rebounds				pf	dq	a	to	blk	stl	pts	avg
					fg-fga	fg%	3fg-fga	3fg%	ft-fta	ft%	off	def	tot	avg								
04	BALDWIN IV, Wade	5-4	132	26.4	24-45	.533	8-15	.533	14-16	.875	1	17	18	3.6	14	0	16	11	1	7	70	14.0
30	JONES, Damian	5-5	110	22.0	24-46	.522	0-0	.000	9-19	.474	7	26	33	6.6	16	0	8	7	8	2	57	11.4
11	ROBERSON, Jeff	4-1	74	18.5	13-21	.619	4-7	.571	13-17	.765	11	18	29	7.3	10	0	0	4	1	2	43	10.8
03	KORNET, Luke	5-4	104	20.8	21-47	.447	0-13	.000	11-16	.688	12	21	33	6.6	9	0	7	2	12	2	53	10.6
13	LACHANCE, Riley	5-5	129	25.8	19-37	.514	8-19	.421	3-4	.750	1	6	7	1.4	9	0	22	5	1	5	49	9.8
05	FISHER-DAVIS, Matth	5-5	116	23.2	13-30	.433	9-19	.474	6-6	1.000	2	11	13	2.6	7	0	7	1	0	3	41	8.2
24	CRESSLER, Nolan	5-1	86	17.2	11-21	.524	4-11	.364	3-4	.750	2	13	15	3.0	7	0	8	4	1	0	29	5.8
02	TOYE, Joe	5-0	39	7.8	10-16	.625	2-3	.667	5-8	.625	2	5	7	1.4	1	0	1	2	0	2	27	5.4
00	JUSTICE, Camron	5-0	82	16.4	9-18	.500	6-12	.500	2-2	1.000	1	7	8	1.6	8	0	3	3	0	3	26	5.2
40	HENDERSON, Josh	5-0	70	14.0	9-21	.429	0-0	.000	7-11	.636	7	8	15	3.0	10	0	4	1	4	1	25	5.0
21	SEHIC, Samir	5-0	40	8.0	3-11	.273	1-1	1.000	2-4	.500	5	8	13	2.6	4	0	0	1	0	0	9	1.8
20	MCGLOIN, Phillip	4-0	7	1.8	1-4	.250	1-2	.500	3-4	.750	0	3	3	0.8	1	0	0	0	0	0	6	1.5
10	WATKINS, Nathan	4-0	10	2.5	0-0	.000	0-0	.000	0-2	.000	1	2	3	0.8	1	0	0	0	0	0	0	0.0
14	JOSEPHS, Carter	4-0	26	6.5	0-0	.000	0-0	.000	0-0	.000	0	1	1	0.3	1	0	3	1	0	0	0	0.0
Team											8	6	14		1		2					
Total.....		5	1025		157-317	.495	43-102	.422	78-113	.690	60	152	212	42.4	99	0	79	44	28	27	435	87.0
Opponents.....		5	1025		102-298	.342	17-87	.195	73-103	.709	58	118	176	35.2	101	-	31	68	11	23	294	58.8

TEAM STATISTICS	VU	OPP	Date	Opponent	Score	Att.
SCORING	435	294	11/13/15	AUSTIN PEAY	w 80-41	10116
Points per game	87.0	58.8	11/16/15	GARDNER-WEBB	w 98-62	9728
Scoring margin	+28.2	-	11/19/15	STONY BROOK	Wot 79-72	9819
FIELD GOALS-ATT	157-317	102-298	11/23/15	vs ST JOHNS	w 92-55	2400
Field goal pct	.495	.342	11-24-15	vs Wake Forest	w 86-64	2400
3 POINT FG-ATT	43-102	17-87				
3-point FG pct	.422	.195				
3-pt FG made per game	8.6	3.4				
FREE THROWS-ATT	78-113	73-103				
Free throw pct	.690	.709				
F-Throws made per game	15.6	14.6				
REBOUNDS	212	176				
Rebounds per game	42.4	35.2				
Rebounding margin	+7.2	-				
ASSISTS	79	31				
Assists per game	15.8	6.2				
TURNOVERS	44	68				
Turnovers per game	8.8	13.6				
Turnover margin	+4.8	-				
Assist/turnover ratio	1.8	0.5				
STEALS	27	23				
Steals per game	5.4	4.6				
BLOCKS	28	11				
Blocks per game	5.6	2.2				
ATTENDANCE	29663	4800				
Home games-Avg/Game	3-9888	0-0				
Neutral site-Avg/Game	-	2-2400				

* - Conference game

Score by Periods	1st	2nd	OT	Totals
Vanderbilt	219	203	13	435
Opponents	130	158	6	294

2015-16 Vanderbilt Basketball
 Vanderbilt Team Game-by-Game (as of Nov 24, 2015)
 All games

TEAM STATISTICS

Opponent	Date	Score		Total		3-Pointers		Free throws		Rebounds				pf	a	t/o	blk	stl	pts	avg
				fg-fga	pct	3fg-fga	pct	ft-fta	pct	off	def	tot	avg							
AUSTIN PEAY	11/13/15	80-41	W	32-72	.444	8-19	.421	8-15	.533	17	34	51	51.0	19	17	9	8	6	80	80.0
GARDNER-WEBB	11/16/15	98-62	W	32-55	.582	11-23	.478	23-32	.719	10	25	35	43.0	19	19	10	5	9	98	89.0
STONY BROOK	11/19/15	79-72	Wot	29-65	.446	5-18	.278	16-23	.696	7	27	34	40.0	16	8	6	5	3	79	85.7
vs ST JOHNS	11/23/15	92-55	W	33-62	.532	12-25	.480	14-21	.667	13	36	49	42.2	20	21	11	6	3	92	87.2
vs Wake Forest	11-24-15	86-64	W	31-63	.492	7-17	.412	17-22	.773	13	30	43	42.4	25	14	8	4	6	86	87.0
Vanderbilt		435		157-317	.495	43-102	.422	78-113	.690	60	152	212	42.4	99	79	44	28	27	435	87.0
Opponents		294		102-298	.342	17-87	.195	73-103	.709	58	118	176	35.2	101	31	68	11	23	294	58.8

Games played: 5
 Points/game: 87.0
 FG Pct: 49.5
 3FG Pct: 42.2
 FT Pct: 69.0

Rebounds/game: 42.4
 Assists/game: 15.8
 Turnovers/game: 8.8
 Assist/turnover ratio: 1.8
 Steals/game: 5.4
 Blocks/game: 5.6

2015-16 Vanderbilt Basketball
 Vanderbilt Opponent Game-by-Game (as of Nov 24, 2015)
 All games

OPPONENT STATISTICS

Opponent	Date	Score		Total		3-Pointers		Free throws		Rebounds				pf	a	t/o	blk	stl	pts	avg
				fg-fga	pct	3fg-fga	pct	ft-fta	pct	off	def	tot	avg							
AUSTIN PEAY	11/13/15	80-41	W	14-64	.219	1-16	.063	12-19	.632	17	28	45	45.0	14	1	14	0	4	41	41.0
GARDNER-WEBB	11/16/15	98-62	W	21-50	.420	7-20	.350	13-18	.722	6	19	25	35.0	27	6	19	1	2	62	51.5
STONY BROOK	11/19/15	79-72	Wot	30-66	.455	4-17	.235	8-12	.667	10	33	43	37.7	21	11	15	5	2	72	58.3
vs ST JOHNS	11/23/15	92-55	W	18-60	.300	2-16	.125	17-22	.773	9	17	26	34.8	17	6	8	3	8	55	57.5
vs Wake Forest	11-24-15	86-64	W	19-58	.328	3-18	.167	23-32	.719	16	21	37	35.2	22	7	12	2	7	64	58.8
Opponents		294		102-298	.342	17-87	.195	73-103	.709	58	118	176	35.2	101	31	68	11	23	294	58.8
Vanderbilt		435		157-317	.495	43-102	.422	78-113	.690	60	152	212	42.4	99	79	44	28	27	435	87.0

Games played: 5
 Points/game: 58.8
 FG Pct: 34.2
 3FG Pct: 19.5
 FT Pct: 70.9

Rebounds/game: 35.2
 Assists/game: 6.2
 Turnovers/game: 13.6
 Assist/turnover ratio: 0.5
 Steals/game: 4.6
 Blocks/game: 2.2

2015-16 Vanderbilt Basketball
Vanderbilt Points-Rebounds-Assists (as of Nov 24, 2015)
All games

Opponent	Date	Score		00	02	03	04	05	10	11
				JUSTICE,CA	TOYE,JOE	KORNET,LUK	BALDWIN IV	FISHER-DAV	WATKINS,NA	ROBERSON,J
AUSTIN PEAY	11/13/15	80-41	w	8-2-1	7-0-0	13-13-3	14-4-4	6-1-3	0-2-0	DNP
GARDNER-WEBB	11/16/15	98-62	w	3-0-0	8-3-0	10-1-0	9-1-2	9-2-1	0-0-0	18-8-0
STONY BROOK	11/19/15	79-72	w	2-1-0	0-0-0	9-6-1	21-6-2	11-4-1	DNP	4-1-0
vs ST JOHNS	11/23/15	92-55	w	11-3-2	9-4-0	13-7-3	9-3-6	6-2-2	0-1-0	11-13-0
vs Wake Forest	11-24-15	86-64	w	2-2-0	3-0-1	8-6-0	17-4-2	9-4-0	0-0-0	10-7-0

Opponent	Date	Score		13	14	20	21	24	30	40
				LACHANCE,R	JOSEPHS,CA	MCGLOIN,PH	SEHIC,SAMI	CRESSLER,N	JONES,DAMI	HENDERSON,
AUSTIN PEAY	11/13/15	80-41	w	7-2-4	0-0-1	0-0-0	2-7-0	6-4-0	12-5-0	5-7-1
GARDNER-WEBB	11/16/15	98-62	w	13-4-6	0-1-1	4-1-0	2-0-0	7-4-4	10-7-4	5-0-1
STONY BROOK	11/19/15	79-72	w	13-1-3	DNP	DNP	2-2-0	4-1-0	13-6-1	0-1-0
vs ST JOHNS	11/23/15	92-55	w	7-0-3	0-0-0	2-0-0	3-3-0	10-2-2	5-5-1	6-5-2
vs Wake Forest	11-24-15	86-64	w	9-0-6	0-0-1	0-2-0	0-1-0	2-4-2	17-10-2	9-2-0

2015-16 Vanderbilt Basketball
 Vanderbilt Game-by-Game Highs (as of Nov 24, 2015)
 All games

Opponent	Date	Score	Points	Rebounds	Assists	Steals	Blocked shots
AUSTIN PEAY	11/13/15	80-41	14-BALDWIN IV, Wad	13-KORNET, Luke	4-BALDWIN IV, Wad LACHANCE, Riley	1-LACHANCE, Riley BALDWIN IV, Wade TOYE, Joe JONES, Damian HENDERSON, Josh FISHER-DAVIS, Mat	4-KORNET, Luke
GARDNER-WEBB	11/16/15	98-62	18-ROBERSON, Jeff	8-ROBERSON, Jeff	6-LACHANCE, Riley	3-LACHANCE, Riley	3-JONES, Damian
STONY BROOK	11/19/15	79-72	21-BALDWIN IV, Wad	6-JONES, Damian BALDWIN IV, Wade KORNET, Luke	3-LACHANCE, Riley	2-BALDWIN IV, Wad	3-KORNET, Luke
vs ST JOHNS	11/23/15	92-55	13-KORNET, Luke	13-ROBERSON, Jeff	6-BALDWIN IV, Wad	2-BALDWIN IV, Wad	2-KORNET, Luke HENDERSON, Josh
vs Wake Forest	11-24-15	86-64	17-BALDWIN IV, Wad JONES, Damian	10-JONES, Damian	6-LACHANCE, Riley	2-BALDWIN IV, Wad	2-KORNET, Luke JONES, Damian

2015-16 Vanderbilt Basketball
 Vanderbilt Team High/Low Analysis (as of Nov 24, 2015)
 All games

Vanderbilt - TEAM GAME HIGHS

POINTS	98		GARDNER-WEBB (11/16/15)
	92		vs ST JOHNS (11/23/15)
	86		vs Wake Forest (11-24-15)
	80		AUSTIN PEAY (11/13/15)
	79		STONY BROOK (11/19/15)
FIELD GOALS MADE	33		vs ST JOHNS (11/23/15)
	32		GARDNER-WEBB (11/16/15)
	32		AUSTIN PEAY (11/13/15)
FIELD GOAL ATTEMPTS	72		AUSTIN PEAY (11/13/15)
	65		STONY BROOK (11/19/15)
FIELD GOAL PERCENTAGE	.582	(32-55)	GARDNER-WEBB (11/16/15)
	.532	(33-62)	vs ST JOHNS (11/23/15)
3 PT FIELD GOALS MADE	12		vs ST JOHNS (11/23/15)
	11		GARDNER-WEBB (11/16/15)
3 PT FG ATTEMPTS	25		vs ST JOHNS (11/23/15)
	23		GARDNER-WEBB (11/16/15)
3 PT FG PERCENTAGE	.480	(12-25)	vs ST JOHNS (11/23/15)
	.478	(11-23)	GARDNER-WEBB (11/16/15)
FREE THROWS MADE	23		GARDNER-WEBB (11/16/15)
	17		vs Wake Forest (11-24-15)
FREE THROW ATTEMPTS	32		GARDNER-WEBB (11/16/15)
	23		STONY BROOK (11/19/15)
FREE THROW PERCENTAGE	.773	(17-22)	vs Wake Forest (11-24-15)
	.719	(23-32)	GARDNER-WEBB (11/16/15)
REBOUNDS	51		AUSTIN PEAY (11/13/15)
	49		vs ST JOHNS (11/23/15)
ASSISTS	21		vs ST JOHNS (11/23/15)
	19		GARDNER-WEBB (11/16/15)
STEALS	9		GARDNER-WEBB (11/16/15)
	6		vs Wake Forest (11-24-15)
	6		AUSTIN PEAY (11/13/15)
BLOCKED SHOTS	8		AUSTIN PEAY (11/13/15)
	6		vs ST JOHNS (11/23/15)
TURNOVERS	11		vs ST JOHNS (11/23/15)
	10		GARDNER-WEBB (11/16/15)
FOULS	25		vs Wake Forest (11-24-15)
	20		vs ST JOHNS (11/23/15)

2015-16 Vanderbilt Basketball
Vanderbilt High/Low Analysis (as of Nov 24, 2015)
All games

Opponent - GAME HIGHS

POINTS	72		STONY BROOK (11/19/15)
	64		vs Wake Forest (11-24-15)
	62		GARDNER-WEBB (11/16/15)
	55		vs ST JOHNS (11/23/15)
	41		AUSTIN PEAY (11/13/15)
FIELD GOALS MADE	30		STONY BROOK (11/19/15)
	21		GARDNER-WEBB (11/16/15)
FIELD GOAL ATTEMPTS	66		STONY BROOK (11/19/15)
	64		AUSTIN PEAY (11/13/15)
FIELD GOAL PERCENTAGE	.455	(30-66)	STONY BROOK (11/19/15)
	.420	(21-50)	GARDNER-WEBB (11/16/15)
3 PT FIELD GOALS MADE	7		GARDNER-WEBB (11/16/15)
	4		STONY BROOK (11/19/15)
3 PT FG ATTEMPTS	20		GARDNER-WEBB (11/16/15)
	18		vs Wake Forest (11-24-15)
3 PT FG PERCENTAGE	.350	(7-20)	GARDNER-WEBB (11/16/15)
	.235	(4-17)	STONY BROOK (11/19/15)
FREE THROWS MADE	23		vs Wake Forest (11-24-15)
	17		vs ST JOHNS (11/23/15)
FREE THROW ATTEMPTS	32		vs Wake Forest (11-24-15)
	22		vs ST JOHNS (11/23/15)
FREE THROW PERCENTAGE	.773	(17-22)	vs ST JOHNS (11/23/15)
	.722	(13-18)	GARDNER-WEBB (11/16/15)
REBOUNDS	45		AUSTIN PEAY (11/13/15)
	43		STONY BROOK (11/19/15)
ASSISTS	11		STONY BROOK (11/19/15)
	7		vs Wake Forest (11-24-15)
STEALS	8		vs ST JOHNS (11/23/15)
	7		vs Wake Forest (11-24-15)
BLOCKED SHOTS	5		STONY BROOK (11/19/15)
	3		vs ST JOHNS (11/23/15)
TURNOVERS	19		GARDNER-WEBB (11/16/15)
	15		STONY BROOK (11/19/15)
FOULS	27		GARDNER-WEBB (11/16/15)
	22		vs Wake Forest (11-24-15)

2015-16 Vanderbilt Basketball
Vanderbilt Player High/Low Analysis (as of Nov 24, 2015)
All games

Vanderbilt - INDIVIDUAL GAME HIGHS

Points	21		BALDWIN IV, Wade vs Stony Brook (11/19/15)	
	18		ROBERSON, Jeff vs Gardner-Webb (11/16/15)	
	17		BALDWIN IV, Wade vs Wake Forest (11-24-15)	
	17		JONES, Damian vs Wake Forest (11-24-15)	
	14		BALDWIN IV, Wade vs Austin Peay (11/13/15)	
Field Goals Made	7		BALDWIN IV, Wade vs Stony Brook (11/19/15)	
	6		JONES, Damian vs Wake Forest (11-24-15)	
	6		BALDWIN IV, Wade vs Wake Forest (11-24-15)	
	6		KORNET, Luke vs ST JOHNS (11/23/15)	
	6		JONES, Damian vs Stony Brook (11/19/15)	
	6		ROBERSON, Jeff vs Gardner-Webb (11/16/15)	
	6		BALDWIN IV, Wade vs Austin Peay (11/13/15)	
	6		JONES, Damian vs Austin Peay (11/13/15)	
	Field Goal Att.	13		JONES, Damian vs Stony Brook (11/19/15)
		13		KORNET, Luke vs Stony Brook (11/19/15)
FG Pct (min 5 made)	.750	(6-8)	BALDWIN IV, Wade vs Wake Forest (11-24-15)	
	.750	(6-8)	ROBERSON, Jeff vs Gardner-Webb (11/16/15)	
3-Point FG Made	3		BALDWIN IV, Wade vs Wake Forest (11-24-15)	
	3		JUSTICE, Camron vs ST JOHNS (11/23/15)	
	3		LACHANCE, Riley vs Gardner-Webb (11/16/15)	
	3		FISHER-DAVIS, Matthe vs Gardner-Webb (11/16/15)	
3-Point FG Att.	6		JUSTICE, Camron vs ST JOHNS (11/23/15)	
	5		FISHER-DAVIS, Matthe vs Stony Brook (11/19/15)	
	5		KORNET, Luke vs Stony Brook (11/19/15)	
	5		FISHER-DAVIS, Matthe vs Gardner-Webb (11/16/15)	
	5		LACHANCE, Riley vs Gardner-Webb (11/16/15)	
3-Pt FG Pct (min 2 made)	1.000	(2-2)	FISHER-DAVIS, Matthe vs ST JOHNS (11/23/15)	
	.750	(3-4)	BALDWIN IV, Wade vs Wake Forest (11-24-15)	
	5		HENDERSON, Josh vs Wake Forest (11-24-15)	
Free Throws Made	5		JONES, Damian vs Wake Forest (11-24-15)	
	5		BALDWIN IV, Wade vs Stony Brook (11/19/15)	
	5		ROBERSON, Jeff vs Gardner-Webb (11/16/15)	
	7		JONES, Damian vs Wake Forest (11-24-15)	
Free Throw Att.	6		HENDERSON, Josh vs Wake Forest (11-24-15)	
	6		BALDWIN IV, Wade vs Stony Brook (11/19/15)	
	6		ROBERSON, Jeff vs Gardner-Webb (11/16/15)	
	6		JONES, Damian vs Gardner-Webb (11/16/15)	
	1.000	(4-4)	BALDWIN IV, Wade vs ST JOHNS (11/23/15)	
FT Pct (min 3 made)	1.000	(4-4)	FISHER-DAVIS, Matthe vs Stony Brook (11/19/15)	
	1.000	(4-4)	KORNET, Luke vs Gardner-Webb (11/16/15)	
	13		ROBERSON, Jeff vs ST JOHNS (11/23/15)	
Rebounds	13		KORNET, Luke vs Austin Peay (11/13/15)	
	6		LACHANCE, Riley vs Wake Forest (11-24-15)	
Assists	6		BALDWIN IV, Wade vs ST JOHNS (11/23/15)	
	6		LACHANCE, Riley vs Gardner-Webb (11/16/15)	
	3		LACHANCE, Riley vs Gardner-Webb (11/16/15)	
Steals	2		BALDWIN IV, Wade vs Wake Forest (11-24-15)	
	2		BALDWIN IV, Wade vs ST JOHNS (11/23/15)	
	2		BALDWIN IV, Wade vs Stony Brook (11/19/15)	
	2		FISHER-DAVIS, Matthe vs Gardner-Webb (11/16/15)	
	2		JUSTICE, Camron vs Gardner-Webb (11/16/15)	
	4		KORNET, Luke vs Austin Peay (11/13/15)	
Blocked Shots				

	3	KORNET, Luke vs Stony Brook (11/19/15)
	3	JONES, Damian vs Gardner-Webb (11/16/15)
Turnovers	3	BALDWIN IV, Wade vs Wake Forest (11-24-15)
	3	BALDWIN IV, Wade vs ST JOHNS (11/23/15)
	3	LACHANCE, Riley vs Gardner-Webb (11/16/15)
Fouls	4	KORNET, Luke vs Wake Forest (11-24-15)
	4	HENDERSON, Josh vs Wake Forest (11-24-15)
	4	JONES, Damian vs ST JOHNS (11/23/15)
	4	BALDWIN IV, Wade vs Gardner-Webb (11/16/15)
	4	JONES, Damian vs Austin Peay (11/13/15)

2015-16 Vanderbilt Basketball
Vanderbilt Opponent High/Low Analysis (as of Nov 24, 2015)
All games

OPPONENT INDIVIDUAL GAME HIGHS

Points	22		Warney, Jameel vs Stony Brook (11/19/15)
	16		Puriefoy, Carson vs Stony Brook (11/19/15)
	16		NELSON, Tyrell vs Gardner-Webb (11/16/15)
	15		Crawford,Bryant vs Wake Forest (11-24-15)
	14		Collins,John vs Wake Forest (11-24-15)
Field Goals Made	14		Mussini, Federico vs ST JOHNS (11/23/15)
	10		Warney, Jameel vs Stony Brook (11/19/15)
	6		Crawford,Bryant vs Wake Forest (11-24-15)
	6		Puriefoy, Carson vs Stony Brook (11/19/15)
Field Goal Att.	6		NELSON, Tyrell vs Gardner-Webb (11/16/15)
	18		Warney, Jameel vs Stony Brook (11/19/15)
	16		Crawford,Bryant vs Wake Forest (11-24-15)
FG Pct (min 5 made)	16		Puriefoy, Carson vs Stony Brook (11/19/15)
	.714	(5-7)	Walker, Ahmad vs Stony Brook (11/19/15)
	.556	(10-18)	Warney, Jameel vs Stony Brook (11/19/15)
3-Point FG Made	.556	(5-9)	VanHorn,Trent vs Wake Forest (11-24-15)
	3		POSTON, Dylan vs Gardner-Webb (11/16/15)
	2		Puriefoy, Carson vs Stony Brook (11/19/15)
	2		Woodhouse, Lucas vs Stony Brook (11/19/15)
3-Point FG Att.	2		McBRIDE, Harold vs Gardner-Webb (11/16/15)
	9		Puriefoy, Carson vs Stony Brook (11/19/15)
	6		Wilbekin,Mitchell vs Wake Forest (11-24-15)
	6		Woodhouse, Lucas vs Stony Brook (11/19/15)
3-Pt FG Pct (min 2 made)	6		POSTON, Dylan vs Gardner-Webb (11/16/15)
	.500	(3-6)	POSTON, Dylan vs Gardner-Webb (11/16/15)
	.400	(2-5)	McBRIDE, Harold vs Gardner-Webb (11/16/15)
Free Throws Made	8		Collins,John vs Wake Forest (11-24-15)
	7		Thomas,Devin vs Wake Forest (11-24-15)
Free Throw Att.	11		Thomas,Devin vs Wake Forest (11-24-15)
	9		Collins,John vs Wake Forest (11-24-15)
FT Pct (min 3 made)	1.000	(4-4)	Mitoglou,Dinos vs Wake Forest (11-24-15)
	1.000	(4-4)	NELSON, Tyrell vs Gardner-Webb (11/16/15)
	1.000	(3-3)	IVEY, Isaiah vs Gardner-Webb (11/16/15)
Rebounds	14		Horton,Chris vs Austin Peay (11/13/15)
	11		Woodhouse, Lucas vs Stony Brook (11/19/15)
	11		Warney, Jameel vs Stony Brook (11/19/15)
Assists	5		Crawford,Bryant vs Wake Forest (11-24-15)
	4		Puriefoy, Carson vs Stony Brook (11/19/15)
	4		Woodhouse, Lucas vs Stony Brook (11/19/15)
Steals	3		Crawford,Bryant vs Wake Forest (11-24-15)
	3		Mussini, Federico vs ST JOHNS (11/23/15)
	3		Johnson, Durand vs ST JOHNS (11/23/15)
	3		Warney, Jameel vs Stony Brook (11/19/15)
Blocked Shots	4		Warney, Jameel vs Stony Brook (11/19/15)
	3		Sima, Yankuba vs ST JOHNS (11/23/15)
Turnovers	4		EFIANAYI, David vs Gardner-Webb (11/16/15)
	3		Crawford,Bryant vs Wake Forest (11-24-15)
	3		Walker, Ahmad vs Stony Brook (11/19/15)
	3		Puriefoy, Carson vs Stony Brook (11/19/15)
	3		NELSON, Tyrell vs Gardner-Webb (11/16/15)
	3		RIDEAU, Laquincy vs Gardner-Webb (11/16/15)
	3		McBRIDE, Harold vs Gardner-Webb (11/16/15)
	3		Thompson,Terrell vs Austin Peay (11/13/15)
	3		Horton,Chris vs Austin Peay (11/13/15)
	3		Horton,Chris vs Austin Peay (11/13/15)

Fouls	5	Moore,Doral vs Wake Forest (11-24-15)
	5	Walker, Ahmad vs Stony Brook (11/19/15)
	5	McGrew, Rayshaun vs Stony Brook (11/19/15)
	5	MILLER, Brandon vs Gardner-Webb (11/16/15)