



Game 13/RV/RV Vanderbilt (8-4) vs. LSU (7-5)
Nashville, Tenn. - Memorial Gym - 8 p.m. CT

TV Talent: Mark Jones (pxp), Kara Lawson (analyst)

Radio: Vanderbilt Radio Network from IMG College, vucommidores.com

Radio Talent: Joe Fisher (pxp), Tim Thompson (analyst)

Satellite Radio: Sirius 108, XM 190

Live Stats: vucommidores.com

Twitter Updates: @VandyMBB

Vanderbilt Athletic Communications

2601 Jess Neely Drive, Nashville, TN 37212

phone: 615-322-4121

www.vucommidores.com

VANDERBILT SCHEDULE/RESULTS

NOVEMBER

Date	VU	Opp	Opponent	Time/Result	TV/Rec.
Nov. 13	18/20	-	Austin Peay	W, 80-41	1-0
Nov. 16	18/20	-	Gardner-Webb	W, 98-62	2-0
Nov. 19	17/17	-	Stony Brook	W, 79-72	3-0
Nov. 23	19/16	-	St. John's	W, 92-55	4-0
Nov. 24	19/16	-	Wake Forest	W, 86-64	5-0
Nov. 25	19/16	5/7	Kansas	L, 63-70	5-1

2015 Maui Jim Maui Invitational

DECEMBER

Date	VU	Opp	Opponent	Time	TV/Rec.
Dec. 2	16/13	-	Detroit	W, 102-52	6-1
Dec. 6	16/13	25/23	Baylor	L, 67-69	6-2
Dec. 9	21/16	RV/RV	Dayton	L, 67-72	6-3
Dec. 19	RV/24	-	Wofford	W, 80-56	7-3
Dec. 22	RV/25	14/13	Purdue	L, 55-68	7-4
Dec. 30	RV/RV	-	W. Michigan	W, 86-61	8-4

JANUARY

Date	VU	Opp	Opponent	Time	TV/Rec.
Jan. 2	-	-	LSU*	8 p.m.	ESPN2
Jan. 5	-	-	Arkansas*	8 p.m.	SECN
Jan. 9	-	-	S. Carolina*	2 p.m.	ESPNU
Jan. 12	-	-	Auburn*	8 p.m.	ESPNU
Jan. 16	-	-	Alabama*	5 p.m.	SECN
Jan. 20	-	-	Tennessee*	8 p.m.	SECN
Jan. 23	-	-	Kentucky*	TBA	ESPN/2
Jan. 26	-	-	Florida*	8 p.m.	ESPN/U
Jan. 30	-	-	Texas	TBA	ESPN/2

FEBRUARY

Date	VU	Opp	Opponent	Time	TV/Rec.
Feb. 4	-	-	Texas A&M*	6 p.m.	ESPN/2
Feb. 6	-	-	Ole Miss*	7 p.m.	ESPNU
Feb. 10	-	-	Missouri*	8 p.m.	SECN
Feb. 13	-	-	Auburn*	5 p.m.	ESPN/2
Feb. 16	-	-	Miss. St.*	8 p.m.	SECN
Feb. 20	-	-	Georgia*	11 a.m.	ESPN/2
Feb. 23	-	-	Florida*	6 p.m.	ESPN/U/SECN
Feb. 27	-	-	Kentucky*	3 p.m.	CBS

MARCH

Date	VU	Opp	Opponent	Time	TV/Rec.
Mar. 1	-	-	Tennessee*	6 p.m.	SECN
Mar. 5	-	-	Texas A&M*	TBA	ESPN/2

ALL TIMES CENTRAL

RANKINGS: AP/ESPN

*SEC GAME

SECN: SEC Network; SECN+: SEC Network Plus;

Big10N: Big 10 Network

GAME INFORMATION



2015-16 Record: 8-4
Head Coach: Kevin Stallings
Career Record: 444-273 (23)
VU Record: 321-211 (17)

2015-16 LEADERS
Points: Wade Baldwin IV (14.7)
Rebounds: Damian Jones (6.4)
Assists: Wade Baldwin IV (3.9)
Blocks: Damian Jones (1.9)

SERIES INFORMATION

Series Record: Vanderbilt leads, 60-52.
Last Meeting: LSU win, 79-75, in overtime on 1/24/15 in Nashville.
Record at Vanderbilt: VU leads, 34-15.
Record at LSU: LSU leads, 30-21.
Record at Neutral Site: LSU leads, 7-5.
Coach Stallings vs. LSU: Coach Stallings is 11-10 against LSU.















2015-16 Record: 7-5
Head Coach: Johnny Jones
Career Record: 273-204 (16)
LSU Record: 68-42 (4)

2015-16 LEADERS
Points: Ben Simmons (19.3)
Rebounds: Ben Simmons (13.0)
Assists: Ben Simmons (5.5)
Blocks: Ben Simmons (1.4)

QUICK HITTERS

- ★ Vanderbilt won their last time out, an 86-61 victory over Western Michigan Wednesday night at Memorial Gym. Wade Baldwin IV notched his second career double-double with 15 points and 10 assists to lead the Commodores, while Jeff Roberson also added a double-double with 11 points and 10 rebounds. Nolan Cressler (14, tied a season high), Riley LaChance (new season high 14), and Damian Jones (13) also added double figures.
- ★ Jones surpassed the 1,000-point mark in his career on Wednesday against the Broncos, becoming the 44th player in Vanderbilt history to break the 1,000-point barrier. He now has 1,006 points. Jones' 13-point game was his 9th game of the season in double figures and the 57th of his career.
- ★ Jones also now has 136 career blocks, which puts him fourth on the all-time Vanderbilt blocks list, and his 1.74 blocks per game average is the best by a Commodore who has played in 50 or more games.
- ★ Baldwin's double-double was the second of his career, and the first when registering a double-double in points and assists. He scored 20 points and had 10 rebounds in a 2nd round NIT win over South Dakota State last season.
- ★ Roberson's double-double was his second of his career and second of the season. He posted an 11-point, 13-rebound effort against St. John's in Maui on Nov. 23.
- ★ The Commodores shot 51.8% from the floor while limiting Western Michigan to 37.0%. Vanderbilt is now 7-1 when outshooting an opponent, and Wednesday's game was the fifth time this year the Commodores have shot 50% or better from the field.
- ★ The Commodores held Western Michigan to only 11.1% from beyond the arc. In Vanderbilt's last two games, opponents are a combined 4-for-37 from three (10.8%).
- ★ Vanderbilt leads the all-time series with LSU, 60-52, and 34-15 in games played in Nashville, but the Tigers have won four consecutive games in the series. The Commodores' last win came on February 8, 2012, in a 76-61 win at Memorial Gym. This will be the third consecutive meeting between the two schools that will take place in Nashville. LSU head coach Johnny Jones is 4-0 all-time against the Commodores.
- ★ Two Commodores are averaging double figures on the season, with Baldwin leading the way with 14.7 ppg. Jones is also averaging 12.6 points per game.
- ★ Seven of the team's eight wins have come by 20 points or more - VU leads the SEC in scoring margin (+17.8).
- ★ Ten players have scored in double figures in a game this season - Baldwin, Luke Kornet, Jones, Roberson, LaChance, Matthew Fisher-Davis, Cressler, Camron Justice, Josh Henderson, and Joe Toy.
- ★ Fisher-Davis leads the SEC in 3-Point Field Goal Percentage (.481) and has made 17 three's in his last six games.
- ★ The Commodores have held opponents to only 61.8 points per game, 35.8% from the floor, and 27.1% from three, which all lead the SEC. VU's FG% defense ranks third in the nation, and its 3FG% defense ranks eighth in the country. The Commodores also ranked in the top 20 in the nation in Scoring Margin (17th), Scoring Defense (17th), and 3PT FG% (17th).
- ★ Head Coach Kevin Stallings, the school's all-time winningest coach, is in his 17th season with the Commodores and 23rd overall as a head coach, and is now the dean of SEC coaches. Stallings has 321 career wins at Vanderbilt and 444 overall as a head coach. He has eight 20-win seasons in the last 12 seasons, with 11 total postseason appearances, six NCAA tournaments, and two Sweet 16's (2004 and 2007). He is also one of five SEC coaches to win 300 or more games at one institution, joining Kentucky's Adolph Rupp, Florida's Billy Donovan, and LSU's Dale Brown and Harry Rabenhorst, and is now in 6th place all-time on the SEC wins list.
- ★ The Commodores have three players at seven feet or higher in their front court - Josh Henderson (7'0), Damian Jones (7'0), and Luke Kornet (7'1). LSU has two seven footers, and the rest of the league has one or fewer.

0		<p>CAMRON JUSTICE G ★ 6-3 ★ 180 ★ Fr. ★ Hindman, Ky.</p> <table border="1"> <thead> <tr> <th>PPG</th> <th>RPG</th> <th>APG</th> <th>SPG</th> <th>BPG</th> <th>MPG</th> </tr> </thead> <tbody> <tr> <td>5.4</td> <td>1.6</td> <td>0.4</td> <td>0.7</td> <td>0.0</td> <td>15.7</td> </tr> </tbody> </table>	PPG	RPG	APG	SPG	BPG	MPG	5.4	1.6	0.4	0.7	0.0	15.7	<p>NOTES: Returned vs. WMU after missing 5 games with groin injury...Finished high school career as third-leading scorer (3,588 points) in history of Kentucky High School basketball...As a senior in 2015, he was named the Gatorade POY and Mr. Basketball for the state of Kentucky.</p>	<p>CAREER HIGHS Pts. - 11, vs. SJU (11/23/15) Rebs. - 3, 2x, last vs. Kansas (11/25/15) Ast. - 2, vs. SJU (11/23/15) Min. - 23, vs. Wake Forest (11/24/15)</p>
PPG	RPG	APG	SPG	BPG	MPG											
5.4	1.6	0.4	0.7	0.0	15.7											
2		<p>JOE TOYE G/F ★ 6-7 ★ 201 ★ Fr. ★ Chicago, Ill.</p> <table border="1"> <thead> <tr> <th>PPG</th> <th>RPG</th> <th>APG</th> <th>SPG</th> <th>BPG</th> <th>MPG</th> </tr> </thead> <tbody> <tr> <td>5.4</td> <td>1.7</td> <td>0.3</td> <td>0.3</td> <td>0.1</td> <td>9.6</td> </tr> </tbody> </table>	PPG	RPG	APG	SPG	BPG	MPG	5.4	1.7	0.3	0.3	0.1	9.6	<p>NOTES: Posted a career-high 10 points vs. Detroit and tied career-high with 4 rebs. ... Attended Whitney Young High School in Chicago, where he was named as First-Team All-City...Averaged 18.0 points, 7.0 rebounds, 2.0 assists, 2.0 steals, and 1.5 blocks as a senior.</p>	<p>CAREER HIGHS Pts. - 10, vs. Detroit (12/2/15) Rebs. - 4, 2x, last vs. Detroit (12/2/15) Ast. - 1, vs. WFU (11/24/15) Min. - 16, vs. Wofford (12/19/15)</p>
PPG	RPG	APG	SPG	BPG	MPG											
5.4	1.7	0.3	0.3	0.1	9.6											
3		<p>LUKE KORNET F ★ 7-1 ★ 240 ★ Jr. ★ Lantana, Texas</p> <table border="1"> <thead> <tr> <th>PPG</th> <th>RPG</th> <th>APG</th> <th>SPG</th> <th>BPG</th> <th>MPG</th> </tr> </thead> <tbody> <tr> <td>9.5</td> <td>6.5</td> <td>1.3</td> <td>0.4</td> <td>2.8</td> <td>20.9</td> </tr> </tbody> </table>	PPG	RPG	APG	SPG	BPG	MPG	9.5	6.5	1.3	0.4	2.8	20.9	<p>NOTES: 7'1 forward/center who averages 2.8 blocks per game...Will miss LSU game with left knee injury... Grabbed 11 rebounds and had career-high 5 blocks vs. Detroit...Son of Frank Kornet, a former VU basketball standout of his own from 1986-89.</p>	<p>CAREER HIGHS Pts. - 24, vs. Tenn. St. (11/23/14) Rebs. - 13, vs. APSU (11/13/15) Ast. - 4, 2x, last vs. S.C. (2/7/15) Min. - 37, vs. Stony Brook (11/19/15)</p>
PPG	RPG	APG	SPG	BPG	MPG											
9.5	6.5	1.3	0.4	2.8	20.9											
4		<p>WADE BALDWIN IV G ★ 6-3 ★ 194 ★ So. ★ Belle Mead, N.J.</p> <table border="1"> <thead> <tr> <th>PPG</th> <th>RPG</th> <th>APG</th> <th>SPG</th> <th>BPG</th> <th>MPG</th> </tr> </thead> <tbody> <tr> <td>14.7</td> <td>3.8</td> <td>3.9</td> <td>1.7</td> <td>0.2</td> <td>28.2</td> </tr> </tbody> </table>	PPG	RPG	APG	SPG	BPG	MPG	14.7	3.8	3.9	1.7	0.2	28.2	<p>NOTES: Named to SEC All-Freshman last year...Scored in double figures in eight consecutive games...Posted 2nd career double-double vs. WMU...One of two freshman guards last season (D'Angelo Russell) that averaged 9 pts, 4 rebs., 4 assists.</p>	<p>CAREER HIGHS Pts. - 21, vs. Stony Brook (11/19/15) Rebs. - 10, vs. S. Dakota St. (3/20/15) Ast. - 10, 2x, last vs. WMU (12/30/15) Min. - 44, vs. Tenn. (2/11/15)</p>
PPG	RPG	APG	SPG	BPG	MPG											
14.7	3.8	3.9	1.7	0.2	28.2											
5		<p>MATTHEW FISHER-DAVIS G ★ 6-5 ★ 185 ★ So. ★ Charlotte, N.C.</p> <table border="1"> <thead> <tr> <th>PPG</th> <th>RPG</th> <th>APG</th> <th>SPG</th> <th>BPG</th> <th>MPG</th> </tr> </thead> <tbody> <tr> <td>8.4</td> <td>4.1</td> <td>1.2</td> <td>0.7</td> <td>0.4</td> <td>24.8</td> </tr> </tbody> </table>	PPG	RPG	APG	SPG	BPG	MPG	8.4	4.1	1.2	0.7	0.4	24.8	<p>NOTES: Had first career double double vs. Wofford (10 pts and career-high 11 rebs)...Scored season-high 12 pts and grabbed 5 rebounds vs. Detroit...Leads SEC in 3-Point FG percentage (.481)...Made 17 3's in last six games.</p>	<p>CAREER HIGHS Pts. - 18, at Stanford (3/24/15) Rebs. - 11, vs. Wofford (12/19/15) Ast. - 5, at Ole Miss (3/7/15) Min. - 35, vs. Yale (1/3/15)</p>
PPG	RPG	APG	SPG	BPG	MPG											
8.4	4.1	1.2	0.7	0.4	24.8											
10		<p>NATHAN WATKINS G ★ 6-5 ★ 186 ★ Sr. ★ Brentwood, Tenn.</p> <table border="1"> <thead> <tr> <th>PPG</th> <th>RPG</th> <th>APG</th> <th>SPG</th> <th>BPG</th> <th>MPG</th> </tr> </thead> <tbody> <tr> <td>0.0</td> <td>0.6</td> <td>0.0</td> <td>0.0</td> <td>0.0</td> <td>2.7</td> </tr> </tbody> </table>	PPG	RPG	APG	SPG	BPG	MPG	0.0	0.6	0.0	0.0	0.0	2.7	<p>NOTES: Walk-on guard from Brentwood, Tenn., who played at Ensworth School in Nashville...Played in 6 games this season...Played 16 huge minutes at Auburn in '14, scored 7 pts and had 3 rebs...Had career bests in pts, rebs, min., FG's made, 3 FG's made vs. Tigers.</p>	<p>CAREER HIGHS Pts. - 7, at Auburn (2/22/14) Rebs. - 4, vs. Miss. St. (3/12/14) Ast. - Min. - 16, at Auburn (2/22/14)</p>
PPG	RPG	APG	SPG	BPG	MPG											
0.0	0.6	0.0	0.0	0.0	2.7											
11		<p>JEFF ROBERSON F ★ 6-6 ★ 220 ★ So. ★ Houston, Texas</p> <table border="1"> <thead> <tr> <th>PPG</th> <th>RPG</th> <th>APG</th> <th>SPG</th> <th>BPG</th> <th>MPG</th> </tr> </thead> <tbody> <tr> <td>8.4</td> <td>5.5</td> <td>0.5</td> <td>0.7</td> <td>0.4</td> <td>23.5</td> </tr> </tbody> </table>	PPG	RPG	APG	SPG	BPG	MPG	8.4	5.5	0.5	0.7	0.4	23.5	<p>NOTES: Had 2nd career double-double vs. WMU (11 pts, 10 rebs)...Scored 12 pts at Purdue...Posted 13 pts and 7 rebs. vs. Wofford...Scored career-best 18 points vs. Gardner-Webb...Left The Kinkaid School as school's all-time leading scorer with 1,743 points.</p>	<p>CAREER HIGHS Pts. - 18, vs. G. Webb (11/16/15) Rebs. - 13, vs. St. John's (11/23/15) Ast. - 4, at Georgia (1/27/15) Min. - 35, vs. LaSalle (11/29/14)</p>
PPG	RPG	APG	SPG	BPG	MPG											
8.4	5.5	0.5	0.7	0.4	23.5											
12		<p>DJERY BAPTISTE C ★ 6-10 ★ 235 ★ Fr. ★ Gonaives, Haiti</p> <table border="1"> <thead> <tr> <th>PPG</th> <th>RPG</th> <th>APG</th> <th>SPG</th> <th>BPG</th> <th>MPG</th> </tr> </thead> <tbody> <tr> <td>-</td> <td>-</td> <td>-</td> <td>-</td> <td>-</td> <td>-</td> </tr> </tbody> </table>	PPG	RPG	APG	SPG	BPG	MPG	-	-	-	-	-	-	<p>NOTES: Averaged 10 points, 10 rebounds, three blocks, two assists, and one steal in his senior season at Prestonwood Christian Academy in Texas... One of the most physically impressive prospects in the 2015 class... Speaks four languages.</p>	<p>CAREER HIGHS Pts. - Rebs. - Ast. - Min. -</p>
PPG	RPG	APG	SPG	BPG	MPG											
-	-	-	-	-	-											
13		<p>RILEY LACHANCE G ★ 6-2 ★ 182 ★ So. ★ Brookfield, Wis.</p> <table border="1"> <thead> <tr> <th>PPG</th> <th>RPG</th> <th>APG</th> <th>SPG</th> <th>BPG</th> <th>MPG</th> </tr> </thead> <tbody> <tr> <td>8.7</td> <td>2.1</td> <td>3.2</td> <td>0.5</td> <td>0.1</td> <td>28.3</td> </tr> </tbody> </table>	PPG	RPG	APG	SPG	BPG	MPG	8.7	2.1	3.2	0.5	0.1	28.3	<p>NOTES: Preseason 2nd-Team All-SEC by coaches...SEC's leading freshmen scorer in 2014-15...Scored in double figures in 29 games career games...Scored season-high 14 points vs. WMU...Finished third on VU's single-season freshman scoring list with 429 points.</p>	<p>CAREER HIGHS Pts. - 26, 2x, last vs. W. Carolina (12/16/14) Rebs. - 9, vs. Missouri (2/21/15) Ast. - 8, at Ole Miss (3/7/15) Min. - 42, 2x, last vs. Tenn. (2/11/15)</p>
PPG	RPG	APG	SPG	BPG	MPG											
8.7	2.1	3.2	0.5	0.1	28.3											
14		<p>CARTER JOSEPHS G ★ 6-0 ★ 180 ★ Sr. ★ San Antonio, Texas</p> <table border="1"> <thead> <tr> <th>PPG</th> <th>RPG</th> <th>APG</th> <th>SPG</th> <th>BPG</th> <th>MPG</th> </tr> </thead> <tbody> <tr> <td>0.3</td> <td>0.5</td> <td>1.4</td> <td>0.3</td> <td>0.0</td> <td>5.6</td> </tr> </tbody> </table>	PPG	RPG	APG	SPG	BPG	MPG	0.3	0.5	1.4	0.3	0.0	5.6	<p>NOTES: Scored first points of season vs. Detroit, also had three assists...Played in eight games this season... Had four assists in eight minutes played against Wofford... Dished out 9 assists, had 1 steal, no turnovers in 16 min. at Auburn in '14.</p>	<p>CAREER HIGHS Pts. - 2, at Miss. State (2/23/13) Rebs. - 3, vs. Florida (2/25/14) Ast. - 9, at Auburn (2/22/14) Min. - 21, at Ole Miss (3/8/14)</p>
PPG	RPG	APG	SPG	BPG	MPG											
0.3	0.5	1.4	0.3	0.0	5.6											
20		<p>PHILLIP MCGLOIN G ★ 6-1 ★ 183 ★ So. ★ Washington, D.C.</p> <table border="1"> <thead> <tr> <th>PPG</th> <th>RPG</th> <th>APG</th> <th>SPG</th> <th>BPG</th> <th>MPG</th> </tr> </thead> <tbody> <tr> <td>1.6</td> <td>0.4</td> <td>0.0</td> <td>0.0</td> <td>0.0</td> <td>2.0</td> </tr> </tbody> </table>	PPG	RPG	APG	SPG	BPG	MPG	1.6	0.4	0.0	0.0	0.0	2.0	<p>NOTES: Scored first points of his career on made three vs. Gardner-Webb...Made 2nd three of season vs. Wofford...Played in seven games this season...Averaged 0.6 rebounds and 0.2 assists per game last year...First-year SEC Academic Honor Roll member in 2014-15.</p>	<p>CAREER HIGHS Pts. - 3, 2x, last vs. Wofford (12/19/15) Rebs. - 2, 2x, last vs. Wake (11/24/15) Ast. - 1, vs. Missouri (2/21/15) Min. - 5, vs. Detroit (12/2/15)</p>
PPG	RPG	APG	SPG	BPG	MPG											
1.6	0.4	0.0	0.0	0.0	2.0											
21		<p>SAMIR SEHIC F ★ 6-9 ★ 247 ★ Fr. ★ Atlanta, Ga.</p> <table border="1"> <thead> <tr> <th>PPG</th> <th>RPG</th> <th>APG</th> <th>SPG</th> <th>BPG</th> <th>MPG</th> </tr> </thead> <tbody> <tr> <td>1.4</td> <td>1.7</td> <td>0.2</td> <td>0.0</td> <td>0.0</td> <td>6.8</td> </tr> </tbody> </table>	PPG	RPG	APG	SPG	BPG	MPG	1.4	1.7	0.2	0.0	0.0	6.8	<p>NOTES: Made first second three of his career at Purdue...Played in 10 games this year...Averaged 20 points, 14 rebounds, two assists, one block and one steal for Cy Woods High School in Texas...Holds Cy Woods record for points, rebounds, and games played.</p>	<p>CAREER HIGHS Pts. - 3, 2x, last at Purdue (12/22/15) Rebs. - 7, vs. APSU (11/13/15) Ast. - 1, vs. Wofford (12/19/15) Min. - 15, vs. APSU (11/13/15)</p>
PPG	RPG	APG	SPG	BPG	MPG											
1.4	1.7	0.2	0.0	0.0	6.8											

24		<p>NOLAN CRESSLER G ★ 6-4 ★ 210 ★ Jr. ★ Pittsburgh, Pa.</p> <table border="1"> <thead> <tr> <th>PPG</th> <th>RPG</th> <th>APG</th> <th>SPG</th> <th>BPG</th> <th>MPG</th> </tr> </thead> <tbody> <tr> <td>6.4</td> <td>2.8</td> <td>1.3</td> <td>0.0</td> <td>0.1</td> <td>17.6</td> </tr> </tbody> </table>	PPG	RPG	APG	SPG	BPG	MPG	6.4	2.8	1.3	0.0	0.1	17.6	<p>NOTES: Tied season high with 14 points vs. Western Michigan...Transferred to VU from Cornell in spring of '14...Averaged 16.8 points, 4.2 rebounds, and 1.6 assists in his sophomore season with Cornell... Made two starts this season.</p>	<p>CAREER HIGHS Pts. - 34, vs. Brown (2/22/14) Rebs. - 9, 2x, last at Notre Dame (12/1/13) Ast. - 4, 3x, last vs. G. Webb (11/16/15) Min. - 37, 4x, last vs. Brown (2/22/14)</p>
PPG	RPG	APG	SPG	BPG	MPG											
6.4	2.8	1.3	0.0	0.1	17.6											
30		<p>DAMIAN JONES C ★ 7-0 ★ 245 ★ Jr. ★ Baton Rouge, La.</p> <table border="1"> <thead> <tr> <th>PPG</th> <th>RPG</th> <th>APG</th> <th>SPG</th> <th>BPG</th> <th>MPG</th> </tr> </thead> <tbody> <tr> <td>12.6</td> <td>6.4</td> <td>1.8</td> <td>0.4</td> <td>1.9</td> <td>24.7</td> </tr> </tbody> </table>	PPG	RPG	APG	SPG	BPG	MPG	12.6	6.4	1.8	0.4	1.9	24.7	<p>NOTES: Scored season-high 21 points vs. Wofford... Has 9 double doubles in his career...First-team All-SEC selection...Second on VU soph. single season scoring list with 506 points...Became 44th player in Vanderbilt history to surpass 1,000 points vs. W. Michigan.</p>	<p>CAREER HIGHS Pts. - 24, vs. Trevecca (11/16/14) Rebs. - 15, vs. Tenn. (3/12/15) Ast. - 6, at Baylor (12/6/15) Min. - 41, vs. TAMU (2/15/14)</p>
PPG	RPG	APG	SPG	BPG	MPG											
12.6	6.4	1.8	0.4	1.9	24.7											
40		<p>JOSH HENDERSON C ★ 7-0 ★ 237 ★ GS ★ Roanoke, Va.</p> <table border="1"> <thead> <tr> <th>PPG</th> <th>RPG</th> <th>APG</th> <th>SPG</th> <th>BPG</th> <th>MPG</th> </tr> </thead> <tbody> <tr> <td>4.9</td> <td>2.9</td> <td>0.8</td> <td>0.3</td> <td>0.8</td> <td>13.8</td> </tr> </tbody> </table>	PPG	RPG	APG	SPG	BPG	MPG	4.9	2.9	0.8	0.3	0.8	13.8	<p>NOTES: Granted sixth year by NCAA in summer of 2015...Scored 11 points in win over Detroit...Played season-high 24 minutes at Purdue; scored six points and had five rebounds...Graduated with a degree in Economics in May of 2014.</p>	<p>CAREER HIGHS Pts. - 13, 3x, last at UK (2/20) Rebs. - 7, 3x, last vs. Austin Peay (11/13/15) Ast. - 4, vs. Bucknell (11/15/11) Min. - 32, 2x, last at Aub (3/2/13)</p>
PPG	RPG	APG	SPG	BPG	MPG											
4.9	2.9	0.8	0.3	0.8	13.8											

SEC LEADERS	As of December 31, The Commodores lead the SEC in scoring margin (+17.8), scoring defense (61.8), field goal percentage defense (.358), 3FG% defense (.271), and second in 3FG% (.402) and three's made (8.4). Matthew Fisher-Davis leads the SEC in three-point FG% (.481).
JONES ON WATCH LISTS	Damian Jones has been named to numerous preseason watch lists, including the Wooden Award, given to the nation's top player, the Lute Olson Award, presented to the nation's top Division I player who has played at least two seasons, and the Kareem Abdul-Jabbar Award, given to the nation's top center. Damian Jones was the team's leading scorer and rebounder in 2014-15, averaging 14.5 points and 6.5 rebounds per contest. He scored 20+ points in eight games as a sophomore and finished first in the SEC in field goal percentage, 3rd in blocks (2.0), and 10th in scoring. Jones was named an All-SEC First-Team selection in 2015 and a preseason first-team member by the league's coaches and media prior to this season.
CENTER U	Vanderbilt has turned into Center University in the last eight seasons, with a center posting double digits in all but one of those seasons. Here's a look at the totals from centers since the 2007-08 season. 2007-08 - A.J. Ogilvy - 17.0 ppg 2011-12 - Festus Ezeli - 10.1 ppg 2008-09 - A.J. Ogilvy - 15.4 ppg 2013-14 - Damian Jones - 11.3 ppg 2009-10 - A.J. Ogilvy - 13.4 ppg 2014-15 - Damian Jones - 14.5 ppg 2010-11 - Festus Ezeli - 13.0 ppg 2015-16 - Damian Jones - 12.6 ppg
BLOCK PARTY	The 2014-15 team blocked 186 shots, or 5.3 per game, on the season, which set a new Vanderbilt season record, surpassing the 2008-09 team, which blocked 174 shots that year. The Commodores' 186 blocks ranked 15th nationally for the season. So far in 2015-16, Vanderbilt is ahead of last year's pace, blocking an average of 5.7 shots per contest.
ASSIST NUMBERS	Vanderbilt had 541 assists on the season in 2014-15, which tied the seventh-best season in Commodore history for assists. Wade Baldwin had 155 assists to lead all Commodore players for the year. This season, Vanderbilt has 179 assists against only 128 turnovers, with Baldwin once again leading the team in assists with 47 on the season.
943	Vanderbilt has made a 3-pointer in 943 consecutive games, a streak which began at the inception of the 3-point line in 1986-87. The Commodores rank second only to UNLV for the longest streak in Division I basketball. Vanderbilt, UNLV and Princeton are the only three schools in college basketball to have made at least one 3-pointer in every game played since the 3-point line was implemented.
ACADEMIC SUCCESS	Eight members of this year's team were named to the SEC Academic Honor Roll or the SEC First-Year Academic Honor Roll for 2014-15.
2016 SIGNEES	The Commodores signed two players in the early signing period, 6'8 forward Clevon Brown from San Antonio, Texas, and Payton Willis, a 6'4 guard from Fayetteville, Ark. Brown, who attended Churchill High School, is ranked as the 9th-best player in the state of Texas by Texas Hoops, and the 126th-ranked player nationally by Rivals.com. attends Fayetteville High School in Fayetteville, Arkansas, averaged 15.9 points, 3.6 rebounds, 3.5 assists, and 1.5 steals per game while also shooting 44.7% from three in his junior season and was honored as an all-conference and all-state selection as a sophomore and junior.

HEAD COACH KEVIN STALLINGS



THE STALLINGS FILE

Born: October 1, 1960
High School: Collinsville (Ill.) '78
College: Bachelor's Degree in Business Management and Marketing, Purdue, '82, Master's Degree in Counseling, Purdue, '85
Family: Wife, Lisa, three children, Jacob (23), Alexa (19), Jordyn (13)

WINNINGEST COACHES AT VANDERBILT

Coach	Yrs	Record	Pct
1. Kevin Stallings (1999-)	17	321-210	.605
2. Roy Skinner (1959, 1962-76)	16	278-135	.673
3. Bob Polk (1948-58, 1960-61)	13	197-106	.650
4. C.M. Newton (1982-89)	8	129-115	.529
5. Jan van Breda Kolff (1994-99)	6	104-81	.562
6. Josh Cody (1924-27, 1932-36)	9	98-100	.495
7. Eddie Fogler (1990-93)	4	81-48	.628

WINNINGEST COACHES AT MEMORIAL GYM

Coach	Yrs	Record
1. Kevin Stallings (2000-)	17	218-64
2. Roy Skinner (1959, 1962-76)	16	181-41
3. Bob Polk (1948-58, 1960-61)	8	96-15
4. C.M. Newton (1982-89)	8	91-37
5. Jan van Breda Kolff (1994-99)	6	75-20
6. Eddie Fogler (1990-93)	4	54-12

STALLINGS THROUGH THE YEARS

Year	School	Position	W-L	Conf.	Postseason
2016	Vanderbilt	Head Coach	8-4	-	-
2015	Vanderbilt	Head Coach	21-14	9-9	NIT Quarterfinals
2014	Vanderbilt	Head Coach	15-16	7-11	-
2013	Vanderbilt	Head Coach	16-17	8-10	-
2012	Vanderbilt	Head Coach	25-11	10-6#	NCAA Third Round
2011	Vanderbilt	Head Coach	23-11	9-7	NCAA Second Round
2010	Vanderbilt	Head Coach	24-9	12-4	NCAA First Round
2009	Vanderbilt	Head Coach	19-11	8-8	-
2008	Vanderbilt	Head Coach	26-8	10-6	NCAA First Round
2007	Vanderbilt	Head Coach	22-12	10-6	NCAA Regional Semifinals
2006	Vanderbilt	Head Coach	17-13	7-9	NIT First Round
2005	Vanderbilt	Head Coach	20-14	8-8	NIT Quarterfinals
2004	Vanderbilt	Head Coach	23-10	8-8	NCAA Regional Semifinals
2003	Vanderbilt	Head Coach	11-18	3-13	—
2002	Vanderbilt	Head Coach	17-15	6-10	NIT First Round^
2001	Vanderbilt	Head Coach	15-15	4-12	—
2000	Vanderbilt	Head Coach	19-11	8-8	NIT First Round
1999	Illinois State	Head Coach	16-15	7-11	—
1998	Illinois State	Head Coach	25-6	16-2•#	NCAA Second Round
1997	Illinois State	Head Coach	24-6	14-4•#	NCAA First Round
1996	Illinois State	Head Coach	22-12	13-5	NIT Quarterfinals
1995	Illinois State	Head Coach	20-13	13-5	NIT Second Round
1994	Illinois State	Head Coach	16-11	12-6	—
1993	Kansas	Assistant	29-7	11-3•	NCAA Final Four
1992	Kansas	Assistant	27-5	11-3•#	NCAA Second Round
1991	Kansas	Assistant	27-8	10-4•	NCAA Final Four*
1990	Kansas	Assistant	30-5	11-3	NCAA Second Round
1989	Kansas	Assistant	19-12	6-8	—
1988	Purdue	Assistant	29-4	16-2•	NCAA Sweet 16
1987	Purdue	Assistant	25-5	15-3•	NCAA Second Round
1986	Purdue	Assistant	22-10	11-7	NCAA First Round
1985	Purdue	Assistant	20-9	12-6	NCAA First Round
1984	Purdue	Assistant	22-7	15-3•	NCAA First Round
1983	Purdue	Assistant	21-9	11-7	NCAA Second Round
1982	Purdue	Player	18-14	11-7	NIT Final Four
1981	Purdue	Player	21-11	10-8	NIT Final Four
1980	Purdue	Player	27-8	11-7#	NCAA Final Four*
1979	Belleville J.C.	Player	28-9	—	NJCAA Tournament

Totals at Vanderbilt (Head Coach)	321-210	127-135
Totals at Illinois State (Head Coach)	123-63	75-33
Head Coach Totals	444-273	202-167
Totals at Kansas (Assistant Coach)	132-37	49-21
Totals at Purdue (Assistant Coach)	139-44	
Totals at Purdue (playing)	66-33	

• Regular season conference champions; # Conference tournament champions; * Lost in National Championship game; ^ Included an Opening Round play-in game that Vanderbilt won over Houston.

26	In 33 seasons, his teams have made 26 tournament appearances, including 19 NCAA berths and three Final Fours.
25	20-Win Seasons in his career and 12 conference championships.
8	20-Win Seasons in last 12 seasons and total number of 20-win seasons at Vanderbilt, the most of any Commodore coach.
321	Number of victories at Vanderbilt. Now winningest all-time Vanderbilt coach, surpassed legendary VU mentor Roy Skinner vs. Lipscomb on November 15, 2013.
444	Total victories as a head coach.
3	SEC Players of the Year in his 15-year tenure - Dan Langhi (2000), Derrick Byars (2007), Shan Foster (2008).
34	All-SEC Performers during his time at Vanderbilt.
3	Consecutive trips to the NCAA Tournament (2010, 2011, 2012), the first time Vanderbilt has accomplished the feat.
6	NCAA Tournaments in the last nine seasons.
2	Sweet 16 appearances as Commodore mentor (2004, 2007).
45	At Vanderbilt, all 45 of his seniors either have earned or are currently working toward their college degree.
61	The Commodores won their first SEC Tournament crown in 61 years after defeating #1 Kentucky in final in 2012.
3	Only three losing seasons as a player or coach in 33 years.



STAT COMPARISON

Table comparing VU and LSU statistics across various categories like Record, Scoring Offense, FG%, etc.

ABOUT LSU

LocationBaton Rouge, La.
Founded 1860
ConferenceSEC
Enrollment.....28,771
NicknameTigers
ColorsPurple and Gold
Home ArenaPete Maravich Assembly Center
President..... Dr. F. King Alexander
Athletics Director..... Joe Alleva
Basketball Staff
Head CoachJohnny Jones
Record Overall273-204 (16)
Record at LSU68-42 (4)
Assistant CoachesDavid Patrick, Brendan Suhr,
.....Al Pinkins

- LSU enters conference play with a 7-5 overall record after dropping their last time out against Wake Forest, 77-71.
• Freshman Ben Simmons leads the Tigers in scoring and rebounding, averaging 19.3 points and 13.0 rebounds per game.
• Junior Damian Jones, from Baton Rouge, played with junior forward Brian Bridgewater at Scotlandville Magnet in Baton Rouge.
• LSU has won four consecutive games in the series.

VU QUICK FACTS

LocationNashville, Tenn.
Founded 1873
ConferenceSoutheastern
Enrollment.....6,738
NicknameCommodores
ColorsBlack and Gold
Home ArenaMemorial Gymnasium (14,316)
ChancellorNicholas Zeppos
Vice ChancellorDavid Williams II
Faculty Rep.Dr. Susan Went

Athletic Communications

Men's Basketball SID..... Andy Boggs
Media Relations Address..... 2601 Jess Neely Dr.
.....Nashville, TN 37212
Office Phone(615) 343-1847
Office Fax(615) 343-7064
E-MailAndy.Boggs@Vanderbilt.edu

INS AND OUTS

Table showing Career Games Played, Career (Record), and Cons. Starts for various players like Josh Henderson, Damian Jones, etc.

Double-Digit Scoring Games

Table showing Double-Digit Scoring Games by Player, Career (Record), and Cons. Starts.

Double-Digit Rebounding Games

Table showing Double-Digit Rebounding Games by Player, Career, and Cons. Starts.

Double-Digit Assist Games

Table showing Double-Digit Assist Games by Player, Career, and Cons. Starts.

Double-Doubles

Table showing Double-Doubles by Player, Career, and Cons. Starts.

SEC PRESEASON POLL

Preseason Media Poll, Pts

- 1. Kentucky, 406
2. Vanderbilt, 357
3. Texas A&M, 344
4. LSU, 333
5. Georgia, 266
6. Florida, 258
7. South Carolina, 204
8. Mississippi State, 203
9. Ole Miss, 184
10. Auburn, 168
11. Arkansas, 118
12. Tennessee, 86
13. Alabama, 85
14. Missouri, 33

First Team All-SEC

Danuel House - Texas A&M, G, 6-7, 212, Sr., Fresno, Texas
Damian Jones - Vanderbilt, C, 7-0, 245, Jr., Baton Rouge, La.
Skal Labissiere - Kentucky, F, 6-11, 225, Fr., Port-au-Prince, Haiti
Stefan Moody - Ole Miss, G, 5-10, 179, Sr., Kissimmee, Fla.
Ben Simmons - LSU, F, 6-10, 225, Fr., Melbourne, Australia
Tyler Ulis - Kentucky, G, 5-9, 160, So., Lima, Ohio

Second Team All-SEC

Dorian Finney-Smith - Florida, F, 6-8, 220, Sr., Portsmouth, Va.
Malik Newman - Mississippi State, G, 6-3, 178, Fr., Jackson, Miss.
Charles Mann - Georgia, G, 6-5, 215, Sr., Alpharetta, Ga.
Alex Poythress - Kentucky, F, 6-8, 230, Sr., Clarksville, Tenn.
Tim Quarterman - LSU, G, 6-6, 190, Jr., Savannah, Ga.
Alex Caruso - Texas A&M, G, 6-5, 186, Sr., College Station, Texas

SEC Player of the Year: Ben Simmons, LSU

2015-16 TRENDS

Table showing various trends like Winning Opening Tip, Losing Opening Tip, VU Scores First, Opponent Scores First, etc.

Lineups
Baldwin, LaChance, Fisher-Davis, Kornet, Jones4-2
Baldwin, LaChance, Fisher-Davis, Roberson, Jones2-2
Baldwin, LaChance, Cressler, Kornet, Jones1-0
LaChance, Cressler, Fisher-Davis, Roberson, Jones1-0



PRESEASON MEDIA CHATTER

AP TOP 25 - WEEK 8

1	Michigan State (64)	13-0	1,623
2	Kansas (1)	10-1	1,534
3	Oklahoma	11-0	1,498
4	Maryland	11-1	1,428
5	Virginia	10-1	1,351
6	Xavier	12-0	1,296
7	North Carolina	10-2	1,219
8	Arizona	12-1	1,081
9	Butler	10-1	984
10	Kentucky	10-2	963
11	Iowa State	10-1	938
12	Providence	12-1	923
13	Miami (FL)	10-1	867
14	Purdue	12-1	818
15	Duke	9-2	781
16	Villanova	9-2	643
17	SMU	11-0	636
18	Louisville	11-2	516
19	West Virginia	10-1	500
20	Texas A&M	9-2	371
21	Utah	10-2	224
22	Cincinnati	10-3	199
23	Baylor	9-2	195
24	South Carolina	11-0	175
25	UCLA	9-4	51

Others Receiving Votes

Connecticut 49, Oregon 40, Gonzaga 44, Pittsburgh 42, George Washington 45, Dayton 19, Colorado 15, Northwestern 11, Monmouth 11, **Vanderbilt 10**, Iowa 7, Texas Tech 6, Texas 4, Florida 4, Saint Joseph's 2, Saint Mary's 1, Ole Miss 1

USA TODAY POLL - WEEK 8

RK	TEAM	RECORD	PTS
1	Michigan State (27)	13-0	771
2	Oklahoma (3)	11-0	730
3	Kansas (1)	10-1	715
4	Maryland	11-1	683
5	Virginia	10-1	648
6	Xavier	12-0	610
7	Arizona	12-1	544
8	North Carolina	10-2	530
9	Iowa State	10-1	480
10	Butler	10-1	471
11	Kentucky	10-2	465
12	Duke	9-2	434
13	Providence	12-1	396
14	Purdue	12-1	378
15	Miami (FL)	10-1	367
16	Villanova	9-2	309
17	West Virginia	10-1	299
18	Louisville	11-2	249
19	Texas A&M	9-2	220
20	South Carolina	11-0	157
21	Baylor	9-2	146
22	Utah	10-2	94
23	Cincinnati	10-3	90
24	Gonzaga	10-3	79
25	Pittsburgh	10-1	49

Others Receiving Votes

Connecticut 47, George Washington 25, UCLA 20, Oregon 17, Notre Dame 15, **Vanderbilt 10**, Dayton 7, Colorado 5, Texas 4, Indiana 3, California 3, Monmouth 2, Saint Mary's 1, Texas Tech 1, USC 1

-Consensus Top 20 preseason team

-Wade Baldwin named a breakout candidate by CBSSports.com

Q: Wade Baldwin has a 6-10 wingspan and shot 40+% from 3 as a freshman. Do you see him skyrocketing up your big board?

A: Baldwin is definitely one of my biggest breakout candidates this season nationally. Vanderbilt has a shot to be really good, and Baldwin will be the maestro of their team after Shelton Mitchell transferred. Few teams are better coached offensively than the Commodores, as Kevin Stallings can really get the most out of a group with the way he can create space with sets on offense. Baldwin will be a rather large beneficiary of that this season, just like he was last year.

Baldwin's a pretty awesome drive and kick player, and it showed last year with his 31.2 assist rate. He's also a strong defensive player due to that quickness and, as you mention, the long arms. He was the only freshman in the country to have a 30-plus assist rate and a 3-plus steal rate last year. Plus, he's a great rebounder for a point guard. That's the basis of his game, before you even get to the jump shot that was so effective last year. I'm still not 100 percent sold on his jumper given that it was the major question about his game coming into his maiden collegiate voyage, but if it keeps up around 40 percent on more attempts that would be the icing on the cake.

Basically, with just marginal growth this year, Baldwin could be looking at an excellent 12 points, five assists, four rebounds, two steals per game line on solid efficiency while leading Vandy to the NCAA Tournament. He's capable of making "the leap" this season. It's just incumbent upon him to do the work necessary to get there. He's already on the NBA's radar, but that kind of improvement would put him in the first round mix over the next two years.

-Coach Stallings named top 10 offensive coach by peers

"His in-game adjustments and adjustments at the halftime are probably the best I've ever seen — and out of timeouts. Plays that, when you scout teams, you watch them play and play and see so many games, but he can draw something out of a timeout that they've never run before, and you've never seen before, and it looks like the same play, but he's never done it."

-Commodores predicted to be the third-best 3-Point Shooting Team in 2015-16 By Bleacher Report.com

-Ken Pomeroy, a prominent college basketball statistician, tweeted: *If you don't have Vandy in your preseason top 25 you are probably a weirdo.*

-Damian Jones projected as a 2016 NBA Lottery Pick

-Damian Jones named starting 5-man in 2015-16 college basketball dream team for Jeff Goodman of ESPN.com.

-Damian Jones named a first-team preseason All-American by Jeff Goodman of ESPN.com.

-Vanderbilt's non-conference schedule named the 3rd toughest in the nation according to ESPN.com

-Vanderbilt named in SI.com's "64 Reasons To Be Excited for 2015-16 Season"

Vanderbilt basketball is back

Quietly, the Commodores finished last season ranked No. 36 in kenpom.com's efficiency metrics. A dreadful start to their conference season—they went 1-7 in January—left them off most radars, but they played really well down the stretch and even clawed back to end the season .500 in conference play. Along the way, they bested kenpom.com top-100 teams in Florida, South Carolina, Alabama, Tennessee and Ole Miss. And they came within a bucket of beating Stanford in the NIT. Junior big man Damian Jones and rising sophomores Riley LaChance, Wade Baldwin and Matthew Fisher-Davis all boasted 100+ offensive ratings a year ago, and the Commodores as a team were a top-20 offense. In the second half of conference play last year, Vanderbilt surprised opponents. This season, the Commodores can surprise the country.

-Coach Stallings named 20th-most influential in mid-state sports by Tennessean

-Damian Jones named the fourth top high-impact junior in college basketball for 2015-16.

-Wade Baldwin IV named a top 10 high-impact sophomore in college basketball for 2015-16.

-CBSSports.com's Jon Rothstein named Nolan Cressler a top 20 under-the-radar transfer.

LAST TIME OUT

BOX SCORE VS. WESTERN MICHIGAN

Official Basketball Box Score -- Game Totals -- Final Statistics
Western Michigan vs Vanderbilt
12/30/15 8 p.m. at Nashville, Tenn. (Memorial Gym)

Western Michigan 61 • 5-7

#	Player	Total		3-Ptr		Rebounds			PF	TP	A	TO	Blk	Stl	Min
		FG-FGA	FT-FTA	FG-FGA	FT-FTA	Off	Def	Tot							
34	AVERY, Anthony	f	1-2	0-0	5-6	1	3	4	3	7	1	2	0	0	16
50	DUGAN, Seth	c	1-2	0-0	0-1	0	3	3	4	2	0	2	0	0	19
01	HAYMOND, Tucker	g	6-15	0-5	6-7	3	2	5	1	18	1	1	0	1	32
10	WILDER, Thomas	g	7-12	2-4	5-6	2	3	5	0	21	3	2	0	0	28
32	PERRY, Taylor	g	1-6	0-1	0-0	0	1	1	2	2	1	2	0	0	28
00	MOORE, Bryce		1-5	0-2	0-0	0	1	1	1	2	1	1	0	1	12
03	DAVIS, Josh		1-5	0-4	2-2	0	6	6	3	4	0	3	0	0	19
04	KLEIN, Jared		0-2	0-2	0-0	0	0	0	0	0	0	0	0	0	4
40	MCCORMICK, Kellen		0-1	0-0	0-0	0	3	3	3	0	1	1	0	0	21
42	LAMONT, Drake		2-4	0-0	1-2	4	0	4	4	5	0	0	0	0	21
Team						1	2	3							
Totals			20-54	2-18	19-24	11	24	35	21	61	8	14	0	2	200

FG % 1st Half: 10-30 33.3% 2nd half: 10-24 41.7% Game: 20-54 37.0%
 3FG % 1st Half: 1-11 9.1% 2nd half: 1-7 14.3% Game: 2-18 11.1%
 FT % 1st Half: 7-8 87.5% 2nd half: 12-16 75.0% Game: 19-24 79.2%

Vanderbilt 86 • 8-4

#	Player	Total		3-Ptr		Rebounds			PF	TP	A	TO	Blk	Stl	Min
		FG-FGA	FT-FTA	FG-FGA	FT-FTA	Off	Def	Tot							
11	ROBERSON, Jeff	f	2-5	1-3	6-7	4	6	10	4	11	1	3	0	1	34
30	JONES, Damian	c	5-8	0-0	3-6	1	4	5	3	13	1	2	2	1	30
04	BALDWIN IV, Wade	g	4-8	2-6	5-6	1	3	4	1	15	10	1	1	3	33
05	FISHER-DAVIS, Matthe	g	3-5	3-5	0-0	0	1	1	3	9	0	0	0	0	24
13	LACHANCE, Riley	g	5-12	2-7	2-2	0	3	3	1	14	5	1	0	0	27
00	JUSTICE, Camron		1-5	1-4	0-0	0	0	0	1	3	0	0	0	0	9
02	TOYE, Joe		2-2	0-0	0-0	0	0	0	2	4	1	0	0	0	8
10	WATKINS, Nathan		0-0	0-0	0-0	0	0	0	0	0	0	0	0	0	1
14	JOSEPHS, Carter		0-0	0-0	0-0	0	1	1	0	0	1	0	0	0	2
20	MCGLOIN, Phillip		0-0	0-0	0-0	0	0	0	1	0	0	0	0	0	1
21	SEHIC, Samir		0-0	0-0	1-2	0	0	0	0	1	1	0	0	0	3
24	CRESSLER, Nolan		6-9	2-5	0-0	0	3	3	2	14	0	1	0	0	16
40	HENDERSON, Josh		1-2	0-0	0-0	0	2	2	1	2	2	0	0	2	12
Team						1	2	3	1		1				
Totals			29-56	11-30	17-23	7	25	32	20	86	22	9	3	7	200

FG % 1st Half: 14-31 45.2% 2nd half: 15-25 60.0% Game: 29-56 51.8%
 3FG % 1st Half: 6-18 33.3% 2nd half: 5-12 41.7% Game: 11-30 36.7%
 FT % 1st Half: 3-4 75.0% 2nd half: 14-19 73.7% Game: 17-23 73.9%

Officials: Tony Greene, Anthony Jordan, Jeffery Clark
 Technical fouls: Western Michigan-None. Vanderbilt-TEAM.
 Attendance: 10092

Score by periods	1st	2nd	Total
Western Michigan	28	33	61
Vanderbilt	37	49	86

Last FG - WMU 2nd-02:00, VU 2nd-00:40.
 Largest lead - WMU by 2 1st-18:16, VU by 25 2nd-00:27.

Score tied - 2 times.
 Lead changed - 2 times.

Team Notes

- The Commodores shot 51.8% from the floor while limiting Western Michigan to 37.0%. Vanderbilt is now 7-1 when outshooting an opponent, and Wednesday's game was the fifth time this year the Commodores have shot 50% or better from the field.
- The Commodores held Western Michigan to only 11.1% from beyond the arc. In Vanderbilt's last two games, opponents are a combined 4-for-37 from three (10.8%).
- Vanderbilt had two players, Wade Baldwin IV and Jeff Roberson, register double doubles on the night, marking the first time since Damian Jones and Luke Kornet accomplished the feat against Trevecca on November 16, 2014. Baldwin had a team-high 15 points and 10 assists, and Roberson scored 11 points and grabbed 10 rebounds on the night.
- The Commodores had 22 assists on 29 made buckets against the Broncos. The 22 assists were a new season best.
- Vanderbilt committed only nine turnovers on the night, the fourth time that has happened this season and the first time since the Wake Forest game in Maui (11/24/15).
- Five different players scored in double figures for VU - Baldwin, Roberson, Riley LaChance (14), Nolan Cressler (14), and Damian Jones (13).
- The Commodores made 11 threes on the night, the sixth time this season Vanderbilt has made 10 or more threes in a game.
- Western Michigan out rebounded the Commodores, 35-32. VU is now 2-4 on the season when being out rebounded.

Individual Notes

- Damian Jones surpassed the 1,000-point mark in his career on Wednesday, becoming the 44th player in Vanderbilt history to break the 1,000-point barrier. He now has 1,006 points. Jones' 13-point game was his 9th game of the season in double figures and the 57th of his career.
- Baldwin's double-double was the second of his career, and the first when registering a double-double in points and assists. He scored 20 points and had 10 rebounds in a 2nd round NIT win over South Dakota State last season.
- Roberson's double-double was his second of his career and second of the season. He posted an 11-point, 13-rebound effort against St. John's in Maui on Nov. 23.
- LaChance's 14 points was a new season-high.

RECAP

NASHVILLE (AP) -- Wade Baldwin IV got Vanderbilt back in a winning frame of mind Wednesday night in its final tuneup for the Southeastern Conference schedule.

The sophomore point guard scored 15 points and tied a career high with 10 assists, leading Vanderbilt to an 86-61 win over Western Michigan.

Vanderbilt (8-4) hosts Louisiana State in a Southeastern Conference opener Saturday.

"I thought Wade was terrific in transition," Commodores coach Kevin Stallings said. "I thought his ability to get down and beat the defense before it got set was impressive. I liked our look tonight."

Riley LaChance and Nolan Cressler each added 14 for the Commodores, who shot 52 percent from the floor.

LaChance was held scoreless for the first time in his career in a loss at Purdue eight days earlier. He scored a career-high 26 in a win over Purdue in 2014.

Damian Jones scored 13 points and became the 44th Commodore to score 1,000 career points, reaching 1,006.

Jeff Roberson added 11 points and 10 rebounds for the Commodores (8-4), who hit 11 of 30 shots from 3-point range.

Western Michigan (5-7) made only 2 of 18 from beyond the 3-point arc.

"When you look at the final score here, (Vanderbilt) outscored us by 27 from the 3-point line and we lost by 25," Broncos coach Steve Hawkins said. "It doesn't exactly take Aristotelian logic to tell you that's where the game was."

Thomas Wilder led the Broncos with 21 points and Tucker Haymond added 18.

Vanderbilt's 25-point win comes on the heels of a 68-55 loss at No. 14 Purdue on Dec. 22 in the Commodores' lowest-scoring game of the season.

"We feel like we're a pretty good shooting team so if anybody's open we tell people not to hesitate and take the shot," Roberson said. "That's what we work on."

LaChance scored seven straight points for the Commodores on two foul shots, a layup and a 3-pointer, giving Vanderbilt at 52-40 lead with 13:32 left.

Freshman Joe Toye energized the crowd of 10,092 with two straight dunks, increasing the Commodores' lead to 61-44 with 9:41 left.

"I think our spark moment was the two real athletic plays by Joe Toye," Baldwin said. "It kind of boosted us and made us play a little harder."

Vanderbilt jumped to a 15-6 lead on Matthew Fisher-Davis' 3-pointer with 15:15 left in the first half as the Commodores hit six of their first eight shots, including three 3-pointers.

Western Michigan narrowed the deficit to three, but the Commodores answered with a 17-5 run to take a 32-17 lead on two free throws by Jeff Roberson with 5:11 left in the half.

Vanderbilt took a 37-28 advantage on Jones' foul shot with 37.8 seconds left in the half and the Commodores held a nine-point cushion at halftime.



2015-16 Roster

No.	Name	Pos.	Ht.	Wt.	Cl.-Yr	Hometown (Previous School)
0	Camron Justice	G	6-3	180	Fr. - 1st	Hindman, Ky. (Knott County Central)
2	Joe Toye	G/F	6-7	201	Fr. - 1st	Chicago, Ill. (Whitney Young)
3	Luke Kornet	F	7-1	240	Jr. - 3rd	Lantana, Texas (Liberty Christian)
4	Wade Baldwin IV	G	6-3	194	So. - 2nd	Belle Mead, N.J. (St. Joseph)
5	Matthew Fisher-Davis	G	6-5	185	So. - 2nd	Charlotte, N.C. (Butler)
10	Nathan Watkins	G	6-5	186	Sr. - 4th	Brentwood, Tenn. (Ensworth School)
11	Jeff Roberson	F	6-6	220	So. - 2nd	Houston, Texas (The Kinkaid School)
12	Djery Baptiste	C	6-10	235	Fr. - 1st	Gonaives, Haiti (Prestonwood Christian (Texas))
13	Riley LaChance	G	6-2	182	So. - 2nd	Brookfield, Wis. (Brookfield Central)
14	Carter Josephs	G	6-0	180	Sr. - 4th	San Antonio, Texas (Tom C. Clark)
20	Phillip McGloin	G	6-1	183	So. - 2nd	Washington, D.C. (Mercersburg Academy)
21	Samir Sehic	F	6-9	247	Fr. -1st	Atlanta, Ga. (Cy Woods (Texas))
24	Nolan Cressler	G	6-4	210	R-Jr. - 2nd	Pittsburgh, Pa. (Cornell)
30	Damian Jones	C	7-0	245	Jr. - 3rd	Baton Rouge, La. (Scotlandville Magnet)
40	Josh Henderson	C	7-0	237	R-Sr. - 6th	Roanoke, Va. (Cave Spring)

COACHING STAFF

Head Coach..... **Kevin Stallings** (Purdue, 1982) - 17th
 Assistant Coach..... **Adam Cohen** (Arizona, 2008) - 2nd
 Assistant Coach..... **Derrick Jones** (Samford, 2001) - 2nd
 Assistant Coach..... **Tom Richardson** (St. Xavier (Ill.), 1977) - 13th
 Director of Operations..... **Dan Cage** (Vanderbilt, 2007) - 6th
 Player Development Assistant.. **Darshawn McClellan** (Vanderbilt, 2011) - 1st

SUPPORT STAFF

Athletic Communications Dir. **Andy Boggs** (Florida State, 1998)
 Academic Support..... **Neal Clark** (Kentucky, 1992)
 Athletic Trainer..... **Shannon Gordon** (Indiana State, 1992)
 Strength and Conditioning..... **Garry Christopher** (Baylor, 2009)

PRONUNCIATION GUIDE

Djery Baptiste..... **Jerry - Bap-TEEST**
 Luke Kornet **Kor-NET**
 Jeff Roberson..... **ROE-ber-son**
 Samir Sehic **Sa-MEER SEY-ick**

ROSTER BY CLASS

Seniors (3)
Josh Henderson Roanoke, Va.
Carter Josephs San Antonio, Texas
Nathan Watkins Nashville, Tenn.

Juniors (3)
Damian Jones Baton Rouge, La.
Luke Kornet Lantana, Texas
Nolan Cressler Pittsburgh, Pa.

Sophomores (5)
Wade Baldwin IV Belle Mead, N.J.
Matthew Fisher-Davis Charlotte, N.C.
Riley LaChance Brookfield, Wisc.
Phillip McGloin Washington, D.C.
Jeff Roberson Houston, Texas

Freshman (4)
Djery Baptiste Gonaives, Haiti
Camron Justice Hindman, Ky.
Samir Sehic Atlanta, Ga.
Joe Toye Chicago, Ill.

MEMORIAL MAGIC - THE HOME TO VANDERBILT HOOPS SINCE 1952

HISTORIC MEMORIAL GYMNASIUM IN 63RD SEASON

Storied Memorial Gymnasium is in its 63rd season as the host venue of Vanderbilt basketball. The SEC's most historic hoops setting has played host to more than 950 men's contests as well as the 1984 and 1991 SEC Tournaments and 40 men's and women's NCAA Tournament contests (since the early 1980s).

As the oldest gymnasium in the SEC, Memorial Gymnasium is renowned for its end zone benches, raised floor and unique atmosphere. It was dedicated in 1952 as a memorial to all Vanderbilt men and women who served in World War II. It was built by the late master architect Edwin Keeble, who was commissioned to build a combination gymnasium/concert hall.

.781	All-time winning percentage at Memorial Gym (764-214).
218	Career wins at Memorial Gym for Kevin Stallings, and is the facility's all-time wins leader.
.898	Winning percentage against non-conference opponents since 1990 (202-23).
136-16	Stallings' non-conference record at home.
6	Undefeated seasons at home.

Winningest Coaches at Memorial Gymnasium

Coach	Yrs	Record
1 Kevin Stallings (2000-Present)	17	218-64
2. Roy Skinner (1959, 1962-76)	16	181-41
3. Bob Polk (1948-58, 1960-61)	8	96-15
4. C.M. Newton (1982-89)	8	91-37
5. Jan van Breda Kolff (1994-99)	6	75-20
6. Eddie Fogler (1990-93)	4	54-12

Stallings' Year-By-Year Record At Memorial Gym

Year	Won	Lost
2015-16	6	1
2014-15	15	4
2013-14	10	6
2012-13	9	6
2011-12	13	5
2010-11	14	3
2009-10	14	2
2008-09	13	4
2007-08	19	0
2006-07	14	3
2005-06	10	6
2004-05	17	2
2003-04	15	2
2002-03	10	6
2001-02	13	4
2000-01	12	7
1999-00	14	3

ANNUAL ATTENDANCE FIGURES

Year	All Games	Attendance	Average	NCAA Rank	SEC Games	SEC Attendance	Average
2015-16	7	70,849	10,121	-	-	-	-
2014-15	19	168,377	8,862	51	9	88,830	9,870
2013-14	16	152,539	9,534	45	9	92,455	10,273
2012-13	15	159,557	10,637	36	9	100,986	11,221
2011-12	18	246,561	13,698	18	8	112,368	14,046
2010-11	17	234,632	13,802	18	8	114,346	14,293
2009-10	16	217,965	13,623	21	8	113,539	14,192
2008-09	17	225,686	13,276	25	8	112,833	14,104
2007-08	19	254,954	13,418	22	8	113,713	14,214
2006-07	17	204,511	12,030	31	8	109,043	13,630
2005-06	16	195,159	12,197	24	8	108,258	13,532
2004-05 [^]	19	191,678	10,088	43	8	105,357	13,170
2003-04	17	192,301	11,312	33	8	106,990	13,374
2002-03	16	153,123	9,570	46	8	96,906	12,113
2001-02	17	150,325	8,843	50	8	93,873	11,734
2000-01	19	186,468	9,814	45	8	102,055	12,757
1999-00*	18	197,770	10,987	30	8	106,741	13,343
1998-99	16	192,538	12,034	26	8	106,128	13,266
1997-98	16	213,974	13,373	21	8	117,819	14,727
1996-97	16	207,771	12,986	25	8	120,214	15,027
1995-96	18	226,354	12,575	28	8	112,996	14,125
1994-95	13	183,042	14,080	17	8	118,932	14,867
1993-94	16	223,997	14,000	15	8	121,345	15,168
1992-93	14	212,156	15,154	11	8	122,536	15,317
1991-92	17	210,585	12,387	29	8	115,104	14,388
1990-91	16	214,638	13,415	19	9	133,482	14,831
1989-90	19	259,992	13,684	18	9	136,136	15,126
1988-89	15	224,657	14,977	13	9	137,212	15,246
1987-88	16	223,747	13,984	14	9	138,393	15,377
1986-87	17	226,343	13,314	14	9	130,854	14,539
1985-86	15	200,806	13,387	14	9	128,059	14,229
1984-85	16	194,390	12,149	17	9	122,514	13,613
1983-84	18	249,292	13,850	10	9	135,546	15,050
1982-83	17	237,584	13,976	9	9	135,418	15,046
1981-82	14	202,225	14,445	9	9	131,699	14,633
1980-81	15	227,478	15,165	9	9	136,436	15,160
1979-80	15	228,029	15,202	5	9	138,754	15,417
1978-79	14	215,330	15,380	5	9	139,930	15,547
1977-78	14	207,375	14,813	5	9	134,232	14,915
1976-77	15	211,966	14,131	4	9	149,108	16,568
1975-76	13	180,901	13,915	-	9	135,375	15,042
1974-75	12	178,527	14,877	-	9	134,304	14,923
1973-74	12	182,728	15,227	-	9	140,252	15,584
1972-73	12	173,567	14,464	-	9	131,193	14,577
1971-72	12	156,778	13,065	-	9	120,172	13,352
1970-71	12	170,634	14,220	-	9	130,260	14,473
1969-70	12	176,763	14,730	-	9	135,745	14,861
1968-69	12	126,896	10,575	-	9	95,300	10,589
1967-68	12	129,722	10,810	-	9	96,274	10,697
1966-67	12	105,492	8,791	-	9	79,173	8,797
1965-66	12	106,022	8,835	-	9	62,368	8,910
1964-65	12	98,821	8,235	-	9	65,712	8,214
1963-64	12	84,827	7,069	-	6	35,684	5,947
1962-63	12	75,261	6,272	-	6	46,183	6,598
1961-62	13	73,640	5,665	-	8	47,357	5,920
1960-61	13	74,187	5,707	-	7	45,549	6,507
1959-60	14	76,199	5,443	-	8	46,064	5,758

[^] First year capacity increased from 14,168 to 14,316; * First year capacity decreased from 15,311 to 14,168



**VANDERBILT BASKETBALL
QUICK HITTERS**

- This is the 113th year of Vanderbilt basketball, with the first season taking place in 1900-01. There were no teams in 1904-05 and 1905-06.
- The Commodores have been to 13 NCAA Tournaments and 12 NIT's. Vanderbilt advanced to the Elite 8 in 1965 (field of 23), and the Sweet 16 in 1988, 1993, 2004, and 2007. The Commodores captured the NIT Championship in 1990 and finished runner-up in 1994.
- The Commodores are a charter member of the SEC, with the 2015-16 season being the 82nd year in the conference.
- Vanderbilt is the only private institution in the SEC with the lowest enrollment of any of the 14 schools (6,738).
- Vanderbilt's Perry Wallace became the first African-American scholarship basketball player in the SEC when he took the court in 1967.
- The Commodores have 43 career 1,000-point scorers, with Shan Foster (2004-08) the all-time leading scorer with 2,011 career points.
- Vanderbilt has had 12 All-Americans since 1950. They are: Billy Joe Adcock (1950), Clyde Lee (1965), Tom Hagan (1969), Jan van Breda Kolff (1974), Will Perdue (1988), Billy McCaffrey (1993), Dan Langhi (2000), Matt Freije (2004), Derrick Byars (2007), Shan Foster (2008), and John Jenkins (2011).
- The Commodores had three players drafted in the first 31 picks of the 2012 NBA Draft - John Jenkins, Atlanta, 23rd pick, Festus Ezeli, Golden State, 30th pick, Jeffery Taylor, Charlotte, 31st pick - the most by the Commodores in one draft. In all, 35 Vanderbilt players have been selected in the NBA Draft since 1950.
- The Commodores ended a 61-year SEC Tournament drought in 2012 by claiming the tournament championship in New Orleans, the team's first SEC championship since 1951.
- Coach Stallings is the winningest coach in Vanderbilt history after surpassing legendary mentor Roy Skinner on November 15, 2013, against Lipscomb.
- Stallings has led his Commodore teams to 12 postseason tournaments since his arrival in 1999 and has had eight 20+-win seasons. His 2004 and 2007 teams advanced to the Sweet 16 for the first time since the tournament expanded to 64+ teams.
- Stallings has appeared in the NCAA Tournament six times, including a stretch of three consecutive appearances from 2010-2012. It was the first time in school history that Vanderbilt has advanced to three consecutive NCAA Tournaments.
- All three of the university's top all-time scorers played for Coach Stallings (Foster, Jeffery Taylor, Matt Freije). John Jenkins, who is 10th on the list, also played for him.
- Vanderbilt's intercollegiate athletics teams are nicknamed the Commodores, in honor of the nickname given to founder Cornelius Vanderbilt, who made his fortune in shipping. Vanderbilt donated \$1 million to begin "Central University" in 1875 - the campus was later renamed for Cornelius because of his generosity. Cornelius never stepped foot on the campus that bears his namesake.

SEC STANDINGS

2015-16 SEC STANDINGS (12/31)

	SEC	Pct.	All	Pct.
S. Carolina	0-0	.000	12-0	1.00
Kentucky	0-0	.000	10-2	.833
Ole Miss	0-0	.000	10-2	.833
Texas A&M	0-0	.000	10-2	.833
Alabama	0-0	.000	8-3	.727
Florida	0-0	.000	9-4	.692
Georgia	0-0	.000	6-3	.667
Vanderbilt	0-0	.000	8-4	.667
LSU	0-0	.000	7-5	.583
Tennessee	0-0	.000	7-5	.583
Auburn	0-0	.000	6-5	.554
Mississippi St.	0-0	.000	6-5	.554
Arkansas	0-0	.000	6-6	.500
Missouri	0-0	.000	6-6	.500

SEC STATS

VU TEAM SEC RANKINGS (12/31)

Category	All
Scoring	5th (79.6)
Scoring Defense	1st (61.8)
Scoring Margin	1st (+17.8)
FT%	5th (.705)
FG%	3rd (.476)
FG% Defense	1st (.358)
3FG%	2nd (.402)
3FG% Defense	1st (.271)
3FG Made	2nd (8.6)
Rebound Margin	7th (+2.7)
Blocks	T-4th (5.7)
Assists	4th (14.9)
Steals	14th (5.3)
Turnover Margin	8th (+1.4)
Assist/TO Ratio	4th (1.4)

VU INDIVIDUAL SEC RANKINGS (12/31)

Player	Total
Wade Baldwin IV	Total
Assists	10th (3.9)
FT%	5th (.830)
Steals	T-4th (1.7)
Matthew Fisher-Davis	Total
3FG%	1st (.481)
Damian Jones	Total
Blocks	T-4th (1.9)
Riley LaChance	Total
A/TO Ratio	3rd (2.9)



Game 1 • Nov. 13, 2015

Austin Peay 41
at Vanderbilt 80
Nashville, Tenn. (Memorial Gym)

Austin Peay 41 • 0-1

Table with columns: #, Player, FG, 3-PT, Rebounds, PF, TP, A, TO, Blk, Stl, Min. Includes player stats for Austin Peay and team totals.

FG % 1st Half: 7-39 17.9% 2nd half: 7-25 28.0% Game: 14-64 21.9%
3FG % 1st Half: 1-8 12.5% 2nd half: 0-0 0.0% Game: 1-16 6.3%
FT % 1st Half: 0-0 0.0% 2nd half: 1-7 14.3% Game: 1-19 5.3%

Vanderbilt 80 • 1-0

Table with columns: #, Player, FG, 3-PT, Rebounds, PF, TP, A, TO, Blk, Stl, Min. Includes player stats for Vanderbilt and team totals.

FG % 1st Half: 19-33 57.6% 2nd half: 13-29 44.8% Game: 32-72 44.4%
3FG % 1st Half: 5-12 41.7% 2nd half: 3-7 42.9% Game: 8-19 42.1%
FT % 1st Half: 4-6 66.7% 2nd half: 4-9 44.4% Game: 8-15 53.3%

Officials: Tony Greene, Bruce Benedict, Patrick Evans
Technical fouls: Austin Peay-Jones, Kenny, Vanderbilt-None.
Attendance: 10,116

Score by periods table with columns: 1st, 2nd, Total. Shows scores for Austin Peay and Vanderbilt.

NASHVILLE - The 18th-ranked Vanderbilt Commodores know how to start off a season strong, and tuning up with scrimmages against North Carolina and Virginia certainly helped.

Luke Kornet had 13 points and 13 rebounds and No. 18 Vanderbilt routed Austin Peay 80-41 on Friday night in the opening round of the Maui Invitational and the season opener for both teams. The Commodores opened the game scoring the first 21 points and hit their first nine shots inside the arc.

"We've had a couple scrimmages against two of the best teams in the country, and I'm not surprised we were on our game because we've been on our game most of the fall," Vanderbilt coach Kevin Stallings said. "So confidence comes from knowing what to expect, and I have confidence in our team because they give me reason to expect that they're going play hard."

Vanderbilt came into the season ranked for the first time since the 2011-12 season and only the seventh time ever. Stallings has four starters back from the team that went 21-14 and won 10 of its final 14 games before losing in the NIT quarterfinals.

Wade Baldwin IV led Vandy with 14 points, and Damian Jones added 12. The Commodores will play St. John's in Maui on Nov. 23.

Khalil Davis scored 10 Points for Austin Peay. This was one of two guarantee games for Austin Peay, from the Ohio Valley Conference, this season, and coach Dave Loos said the Commodores putting a pair of 7-footers on the court early affected his Governors.

"We obviously got off to a terrible start, and Vanderbilt got off to a great start," Loos said. "They're a good basketball team. I think they're as advertised, certainly in my book. They're big, they make shots, they overwhelmed us obviously early."

The last time these teams met in December 2013, Austin Peay just missed a tip-in with a second left in a 58-56 loss. This time, Fisher-Davis hit a 3-pointer within the opening minute, and the Commodores never let it get closer than that.

Stallings was able to go to his bench early, playing three of his four freshmen. Baldwin stole an inbound pass by Austin Peay that appeared thrown to him and scored Vandy's final bucket of the first half. Vandy led 47-15 at halftime. Stallings pulled all but one starter with 9:08 left and a 69-28 lead.

Game 2 • Nov. 16, 2015

Gardner-Webb 62
at Vanderbilt 98
Nashville, Tenn. (Memorial Gym)

Gardner-Webb 62 • 0-2

Table with columns: #, Player, FG, 3-PT, Rebounds, PF, TP, A, TO, Blk, Stl, Min. Includes player stats for Gardner-Webb and team totals.

FG % 1st Half: 9-23 39.1% 2nd half: 12-27 44.4% Game: 21-50 42.0%
3FG % 1st Half: 4-9 44.4% 2nd half: 3-11 27.3% Game: 7-20 35.0%
FT % 1st Half: 7-9 77.8% 2nd half: 6-9 66.7% Game: 13-18 72.2%

Vanderbilt 98 • 2-0

Table with columns: #, Player, FG, 3-PT, Rebounds, PF, TP, A, TO, Blk, Stl, Min. Includes player stats for Vanderbilt and team totals.

FG % 1st Half: 14-25 56.0% 2nd half: 18-30 60.0% Game: 32-55 58.2%
3FG % 1st Half: 6-12 50.0% 2nd half: 5-11 45.5% Game: 11-23 47.8%
FT % 1st Half: 12-18 66.7% 2nd half: 11-14 78.6% Game: 23-32 71.9%

Officials: Lee Caswell, Chuck Jones, Bart Lenox
Technical fouls: Gardner-Webb-Nelson, Tyrell, Vanderbilt-None.
Attendance: 9728

Score by periods table with columns: 1st, 2nd, Total. Shows scores for Gardner-Webb and Vanderbilt.

NASHVILLE - There was nothing tentative about Jeff Roberson's play Monday night. After missing Vanderbilt's season opener with a concussion, Roberson returned to the court against Gardner-Webb and had a productive performance off the bench. He scored a career-high 18 points and tied a personal best with eight rebounds as the 17th-ranked Commodores cruised to a 98-62 win.

"Jeff played a man's game tonight," Vanderbilt coach Kevin Stallings said. "He got in there and was physical, and played great defensively. He was great on the boards, both offensive and defensive. Scored inside, he made it from the perimeter, he drove it and did a great job at the foul line."

Vanderbilt (2-0) really needed Roberson, too, after starting forward Luke Kornet was sidelined with a sprained ankle with 2:17 left in the first half. Roberson shot 6 of 8 from the floor and 5 for 6 at the foul line. The 6-foot-6 sophomore from Houston had four offensive rebounds.

"I guess I do whatever I've got to do," said Roberson, known more for his defensive abilities. "Obviously, I wish Luke didn't get hurt, but we have a lot of depth on this team. Throughout the season anybody should be ready because you never know when your time is coming."

Kornet, a 7-foot-1 junior, was off to a strong start with a team-high 10 points at halftime. His status for Thursday's game against Stony Brook was uncertain. Riley LaChance added 13 points, including three 3-pointers, for Vanderbilt.

Tyrell Nelson led Gardner-Webb (0-2) with 16 points, and Harold McBride added 10. The Commodores, who return six of their top seven scorers from last season's NIT quarterfinal team, forced 19 turnovers with their defensive pressure. They outscored the Runnin' Bulldogs 35-9 in points off turnovers.

Gardner-Webb, which beat Purdue and Clemson en route to a 20-win season in 2014-15, had an off night on offense and shot 42 percent from the floor. Vanderbilt looked crisp on the other end, hitting 58.2 percent. The Commodores went 11 of 23 from beyond the 3-point stripe.

Vanderbilt's Damian Jones, a 7-foot center, had a solid night with 10 points and seven rebounds.

Game 3 • Nov. 19, 2015

Stony Brook 72
at Vanderbilt (OT) 79
Nashville, Tenn. (Memorial Gym)

Stony Brook 72 • 1-1

Table with columns: #, Player, FG, 3-PT, Rebounds, PF, TP, A, TO, Blk, Stl, Min. Includes player stats for Stony Brook and team totals.

FG % 1st Half: 12-29 41.4% 2nd half: 15-29 51.7% OT: 3-8 37.5% Game: 30-66 45.5%
3FG % 1st Half: 2-6 33.3% 2nd half: 2-8 25.0% OT: 0-3 0.0% Game: 4-17 23.5%
FT % 1st Half: 8-12 66.7% 2nd half: 9-0 0.0% OT: 0-0 0.0% Game: 17-22 77.3%

Vanderbilt 79 • 3-0

Table with columns: #, Player, FG, 3-PT, Rebounds, PF, TP, A, TO, Blk, Stl, Min. Includes player stats for Vanderbilt and team totals.

FG % 1st Half: 13-33 39.4% 2nd half: 14-27 51.9% OT: 2-5 40.0% Game: 29-65 44.6%
3FG % 1st Half: 2-10 20.0% 2nd half: 3-7 42.9% OT: 0-0 0.0% Game: 5-18 27.8%
FT % 1st Half: 2-5 40.0% 2nd half: 5-8 62.5% OT: 1-1 100.0% Game: 16-23 69.6%

Officials: Karl Hess, Will Howard, Jacyn Goble
Technical fouls: Stony Brook-None, Vanderbilt-TEAM.
Attendance: 9819

Score by periods table with columns: 1st, 2nd, OT, Total. Shows scores for Stony Brook and Vanderbilt.

NASHVILLE - Back in August, Vanderbilt coach Kevin Stallings warned his team about the third game of the season. He was right. The 17th-ranked Commodores needed a late rally to beat unheralded Stony Brook 79-72 in overtime on Thursday night.

A bruised back kept Wade Baldwin IV out of the starting lineup for the first time in 22 games, but he still led the Commodores (3-0) with 21 points off the bench. Baldwin also gave teammate Damian Jones a pep talk during a timeout late in the game. He told Jones he was the best player on the floor and he needed to start acting like it.

Jones bounced back from a slow start with 13 points and six rebounds. Vanderbilt (3-0) outscored Stony Brook 13-6 in overtime, as the Commodores hit 9 of 10 from the foul line. Stony Brook's Carson Puriefoy made a layup with one second left in regulation to send the game into overtime tied at 66. He finished with 16 points for the Seawolves (1-1).

Vanderbilt's Riley LaChance had 13 points and Matthew Fisher-Davis scored 11. Commodores forward Luke Kornet, who missed the last 22 minutes of Monday's win over Gardner-Webb with a sprained ankle, scored nine.

Stony Brook went 4 of 17 from beyond the arc and Vanderbilt wasn't much better at 5 of 18. Jameel Warney, a two-time America East player of the year, led the Seawolves with 22 points and 11 rebounds. He led the nation in double-doubles (24) and total rebounds (409) last season.

Warney, a 6-foot-8 forward, and Jones, a 7-foot center, are both NBA prospects. Stony Brook's Ahmad Walker added 13 points and Lucas Woodhouse grabbed 11 rebounds.

After trailing by as many as 10 in the second half, LaChance's 3-pointer tied the score at 62 for Vanderbilt with 2:16 left in regulation. Stony Brook tied it at 64 on Warney's jumper with 1:21 remaining in regulation and a layup by Jones gave Vanderbilt a 66-64 lead with 1:01 left. But Puriefoy's layup tied it and led to the overtime.

Stony Brook made seven of its first 12 shots to take a 19-9 lead on Puriefoy's jumper with 12:40 left in the first half.



Game 4 • Nov. 23, 2015

St. John's..... 55
vs. Vanderbilt..... 92
Lahaina, Hawaii (Lahaina Civic Center)

ST JOHN'S 55 • 3-1

Table with columns: #, Player, FG, 3-PT, Rebounds, FT, PF, TP, A, TO, Blk, Stl, Min. Lists stats for 23 players and team totals.

FG % 1st Half: 8-30 26.7% 2nd half: 10-30 33.3% Game: 18-60 30.0%
3FG % 1st Half: 0-6 0.0% 2nd half: 2-10 20.0% Game: 2-16 12.5%
FT % 1st Half: 8-12 66.7% 2nd half: 9-10 90.0% Game: 17-22 77.3%

Vanderbilt 92 • 4-0

Table with columns: #, Player, FG, 3-PT, Rebounds, FT, PF, TP, A, TO, Blk, Stl, Min. Lists stats for 23 players and team totals.

FG % 1st Half: 19-35 54.3% 2nd half: 14-27 51.9% Game: 33-62 53.2%
3FG % 1st Half: 8-17 47.1% 2nd half: 4-8 50.0% Game: 12-25 48.0%
FT % 1st Half: 7-9 77.8% 2nd half: 7-12 58.3% Game: 14-21 66.7%

Technical fouls: Jay Lindsey, Ryan Wells
Officials: Doug Shows, Jay Lindsey, Ryan Wells
Attendance: 2400

LAHAINA, Hawaii - Vanderbilt coach Kevin Stallings knew his team was ready to compete. He just didn't expect the 19th-ranked Commodores' 92-55 victory over St. John's in the opening round of the Maui Invitational.

"I don't think you ever anticipate a game like that," he said after his team shot 53 percent from the field, 48 percent from 3-point range and outrebounded the Red Storm 49-26. "We had a lot of people play well and we shot the ball well."

Jeff Roberson had 11 points and 13 rebounds for Vanderbilt, which opened the game with a 27-4 run. Vanderbilt scored the game's first nine points and it only got worse from there for the Red Storm (3-1), who lost for the first time under first-year coach Chris Mullin and nearly suffered the worst loss in school history.

Luke Kornet, one of Vanderbilt's three 7-footers, had 13 points and seven rebounds, and Camron Justice added 11 points.

"Rebounding is a lot about mentality," Kornet said. "I just tried to be as much of a physical presence as I could around the goal."

Federico Mussini led the Red Storm with 14 points. When the Commodores went up 30-5, they had made 10 of their first 18 shots from the field. St. John's had made two of 18 in the same span.

The lead got as high as 48-15 with 3:39 to play in the first half, and the Commodores led 53-24 at the break. The biggest lead was 41 points with 2:31 to play. Stallings had a chance to give players more minutes than normal.

"When we got the lead that was something we tried to do with three games in three days," Stallings said.

Damian Jones, the Commodores' second-leading scorer and rebounder, played 14 minutes and had five points and five rebounds.

"He's the leader of our band," Stallings said, "and if we want to do what we think we can in this tournament, he'll be a big part of it."

Depth was certainly an issue, with Vanderbilt's subs outscoring St. John's 26-0 in the first half.

St. John's played without freshman guard Malik Ellison (foot) and junior college transfer forward Darien Williams (shoulder).

Game 5 • Nov. 24, 2015

Vanderbilt..... 86
vs. Wake Forest..... 64
Lahaina, Hawaii (Lahaina Civic Center)

Vanderbilt 86 • 5-0

Table with columns: #, Player, FG, 3-PT, Rebounds, FT, PF, TP, A, TO, Blk, Stl, Min. Lists stats for 23 players and team totals.

FG % 1st Half: 16-30 53.3% 2nd half: 15-33 45.5% Game: 31-63 49.2%
3FG % 1st Half: 4-9 44.4% 2nd half: 3-8 37.5% Game: 7-17 41.2%
FT % 1st Half: 7-8 87.5% 2nd half: 10-14 71.4% Game: 17-22 77.3%

Wake Forest 64 • 3-2

Table with columns: #, Player, FG, 3-PT, Rebounds, FT, PF, TP, A, TO, Blk, Stl, Min. Lists stats for 23 players and team totals.

FG % 1st Half: 8-29 27.6% 2nd half: 11-29 37.9% Game: 19-58 32.8%
3FG % 1st Half: 0-6 0.0% 2nd half: 3-12 25.0% Game: 3-18 16.7%
FT % 1st Half: 12-18 66.7% 2nd half: 11-14 78.6% Game: 23-32 71.9%

Technical fouls: Vanderbil-SEHIC, Samir. Wake Forest-Collins, John.
Attendance: 2400

LAHAINA, Hawaii - Wade Baldwin IV and Damian Jones both scored 17 points, and the No. 19 Commodores used their size, depth and shooting to beat Wake Forest 86-64 on Tuesday night.

"I thought that our guys played, again, very inspired," Vanderbilt coach Kevin Stallings said. "But I thought fatigue might have played a little bit of a part in that game. I thought maybe our team being a little deeper than theirs had an impact. They made a great run after we ran on them at the beginning. They made a great run to get back in the game."

"Then I thought from that point forward we were able to establish control and never really relinquish it. ... I like how we're playing."

What coach wouldn't? Jones, who grabbed 10 rebounds, was 6 for 10 from the field and Baldwin was ever better at 6 for 8. The Commodores were never threatened in the second half and led by as many as 24 points.

Vanderbilt (5-0) will play the winner of the game between No. 5 Kansas and UCLA for the championship on Wednesday.

The game couldn't have started much worse for Wake Forest (3-2). While Vanderbilt was opening 9 of 13 from the field, the Demon Deacons missed 12 of their first 13 shots. That amounted to a 21-5 lead for the Commodores, who beat St. John's 92-55 in the first round.

Wake Forest was able to get within 30-24 with 6 minutes left in the first half, but Vanderbilt went on a 10-0 run that was started and ended by Jones scoring inside. The Commodores stayed comfortably in front this time and led 43-28 at halftime.

Jeff Roberson had 10 points and seven rebounds for Vanderbilt, and Riley LaChance had nine points and six assists.

Jones had five points and five rebounds in 14 foul-plagued minutes against St. John's. He had an easy explanation for his improvement from one game to the next.

"Stayed out of foul trouble," he said. Freshman point guard Bryant Crawford, who had the winning basket in the closing seconds of the first-round win over No. 13 Indiana, led the Demon Deacons with 15 points. John Collins scored 14 and Devin Thomas added 13.

Game 6 • Nov. 25, 2015

Vanderbilt..... 63
vs. Kansas..... 70
Lahaina, Hawaii (Lahaina Civic Center)

Vanderbilt 63 • 5-1

Table with columns: #, Player, FG, 3-PT, Rebounds, FT, PF, TP, A, TO, Blk, Stl, Min. Lists stats for 23 players and team totals.

FG % 1st Half: 12-29 41.4% 2nd half: 11-27 40.7% Game: 23-56 41.1%
3FG % 1st Half: 4-15 26.7% 2nd half: 2-12 16.7% Game: 6-27 22.2%
FT % 1st Half: 2-3 66.7% 2nd half: 9-12 75.0% Game: 11-15 73.3%

KANSAS 70 • 4-1

Table with columns: #, Player, FG, 3-PT, Rebounds, FT, PF, TP, A, TO, Blk, Stl, Min. Lists stats for 23 players and team totals.

FG % 1st Half: 10-31 32.3% 2nd half: 15-24 62.5% Game: 25-55 45.5%
3FG % 1st Half: 4-15 26.7% 2nd half: 3-8 37.5% Game: 7-23 30.4%
FT % 1st Half: 1-1 100.0% 2nd half: 11-21 52.4% Game: 12-22 54.5%

Officials: Roger Ayers, Doug Shows, Patrick Evans
Attendance: 2400
2015 All-Tournament Team: Wayne Selden Jr. (KU) - Co-MVP; Frank Mason (KU) - Co-MVP; Damian Jones (Vandy); Devin Thomas (Wake Forest); Patrick McCaw (UNLV); Perry Ellis (KU)

LAHAINA, Hawaii - Wayne Selden Jr. scored 25 points on 8-of-11 shooting, and the Jayhawks beat No. 19 Vanderbilt 70-63 on Wednesday for the tournament title.

Selden was 4 of 6 from 3-point range. He also had seven rebounds.

The Jayhawks (4-1) did what no other team in the field could do, take a lead over the Commodores (5-1). It didn't happen until the second half but when they got it they extended it to as many as 13 points.

Kansas trailed by 10 points midway through the first half and the Jayhawks were able to cut the lead to 30-26 at halftime.

They took control with their offense, shooting 62.5 percent (15 of 24) in the second half. They got the lead for the first time with 18:16 to play on a jumper by Mason, and Vanderbilt never was in front again.

"I thought that we played a lot better in the first half than we did in the second. I'm guessing that Bill felt like they probably played a lot better in the second half than they did in the first," Vanderbilt coach Kevin Stallings said. "But, you know, shots that we are pretty accustomed to making, we didn't make today."

Vanderbilt closed to 68-63 with 16 seconds to play, and Mason and Jamari Traylor each made one free throw for the final margin.

"In the second half, they just came out and we got a little lazy and had some misses defensively," Vanderbilt's Luke Kornet said. "And they just came out made shots and we never really made the shots to counter it."

DeVonte Graham had 12 points for Kansas, and Mason added 10.

Damian Jones led the Commodores with 17 points. Kornet had 14, and Wade Baldwin IV 11.

Jones grabbed 10 rebounds, but the Jayhawks, led by Perry Ellis' eight, outrebounded Vanderbilt 39-32.

Kansas won this tournament in 1996 and title No. 2 came with wins over St. John's, Wake Forest and the Commodores.



Game 7 • Dec. 2, 2015

Detroit 52
at Vanderbilt 102
Nashville, Tenn. (Memorial Gym)

Detroit 52 • 2-3

Table with columns: #, Player, Total, 3-Ptr, Rebounds, FT-FTA, Off Def Totl, PF, TP, A TO Blk, Stl, Min. Rows include JENKINS, Chris; HOGAN, Jaleel; WILSON, Anton; GRANT, Matthew; WILLIAMS, Jarod; GIBSON, Jalen; BRUNDIGE, Carlton; ROBINSON, Patrick; FOSTER-SMITH, Aaron; MCFOLLEY, Josh; BLACKSHEAR, Gerald.

Totals 16-70 11-27 9-12 13 21 34 22 52 4 15 1 6 200
FG % 1st Half: 6-31 19.4% 2nd Half: 10-39 25.6% Game: 16-70 22.9%
3FG % 1st Half: 4-13 30.8% 2nd Half: 7-14 50.0% Game: 11-27 40.7%
FT % 1st Half: 4-4 100.0% 2nd Half: 5-8 62.5% Game: 9-12 75.0%

Vanderbilt 102 • 6-1

Table with columns: #, Player, Total, 3-Ptr, Rebounds, FT-FTA, Off Def Totl, PF, TP, A TO Blk, Stl, Min. Rows include KORNET, Luke; JONES, Damian; BALDWIN IV, Wade; LACHANCE, Riley; CRESSLER, Nolan; TOYE, Joe; FISHER-DAVIS, Matthe; WATKINS, Nathan; ROBERSON, Jeff; JOSEPHS, Carter; MCGLOIN, Phillip; SEHIC, Samir; HENDERSON, Josh.

Totals 35-61 12-26 20-30 11 42 53 14 102 18 12 11 7 200
FG % 1st Half: 16-29 55.2% 2nd Half: 19-32 59.4% Game: 35-61 57.4%
3FG % 1st Half: 7-15 46.7% 2nd Half: 5-11 45.5% Game: 12-26 46.2%
FT % 1st Half: 8-12 66.7% 2nd Half: 12-18 66.7% Game: 20-30 66.7%

Officials: Ron Groover, John Hampton, Lamar Simpson
Technical fouls: Detroit-None, Vanderbilt-None.
Attendance: 1958

Score by periods table with columns: 1st, 2nd, Total. Rows for Detroit (20, 32, 52) and Vanderbilt (47, 55, 102).

Last FG - DETROIT 2nd-02:17, VU 2nd-00:24.
Largest lead - DETROIT by 5 1st-17:09, VU by 52 2nd-07:06.
Score tied - 2 times.
Lead changed - 3 times.

Game 8 • Dec. 6, 2015

Vanderbilt 67
at Baylor 69
Waco, Texas (Ferrell Center)

Vanderbilt 67 • 6-2 #16/13

Table with columns: #, Player, Total, 3-Ptr, Rebounds, FT-FTA, Off Def Totl, PF, TP, A TO Blk, Stl, Min. Rows include KORNET, Luke; JONES, Damian; BALDWIN IV, Wade; FISHER-DAVIS, Matthe; LACHANCE, Riley; ROBERSON, Jeff; CRESSLER, Nolan; HENDERSON, Josh.

Totals 22-47 10-21 13-17 9 23 32 17 67 17 17 6 6 200
FG % 1st Half: 12-23 52.2% 2nd Half: 10-24 41.7% Game: 22-47 46.8%
3FG % 1st Half: 5-10 50.0% 2nd Half: 5-11 45.5% Game: 10-21 47.6%
FT % 1st Half: 3-4 75.0% 2nd Half: 10-13 76.9% Game: 17-17 76.5%

Baylor 69 • 6-1 #25/23

Table with columns: #, Player, Total, 3-Ptr, Rebounds, FT-FTA, Off Def Totl, PF, TP, A TO Blk, Stl, Min. Rows include Gathers, Luke; Prince, Taurean; Medford, Lester; Wainright, Ishmail; Freeman, Al; Lindsey, Jake; Motley, Johnathan; McClure, King; Maston, Terry.

Totals 26-65 5-11 12-20 20 19 39 17 69 18 7 6 7 200
FG % 1st Half: 13-32 40.6% 2nd Half: 13-33 39.4% Game: 26-65 40.0%
3FG % 1st Half: 3-6 50.0% 2nd Half: 3-5 60.0% Game: 6-11 45.5%
FT % 1st Half: 5-7 71.4% 2nd Half: 7-13 53.8% Game: 12-20 60.0%

Officials: Doug Simmons, Patrick Adams, Roger Ayers
Technical fouls: Vanderbilt-None, Baylor-None.
Attendance: 7088

Score by periods table with columns: 1st, 2nd, Total. Rows for Vanderbilt (32, 35, 67) and Baylor (34, 35, 69).

Last FG - VU 2nd-00:43, BU 2nd-00:26.
Largest lead - VU by 13 2nd-11:55, BU by 8 1st-02:20.
Score tied - 11 times.
Lead changed - 12 times.

WACO, Texas - The Commodores couldn't hold on after scoring 17 points in a row midway through the second half, as Baylor erased a 13-point deficit on way to a 69-67 victory when Lester Medford made a 3-pointer while being fouled in the final minute.

The Bears (6-1) missed nine shots in a row before Prince hit a 3-pointer to finally end their scoring drought and start a stretch when Vanderbilt (6-2) had four of its 17 turnovers. Prince had seven points in the 13-0 run to get the Bears even, including a one-hander off the glass while falling down and his steal that led to a fadeaway jumper.

Wade Baldwin IV had 19 points for the Commodores, but fouled out when he knocked down Medford on the game-winning shot with 42 seconds left -- the last points scored in the game. Fisher-Davis had 11 points.

Fisher-Davis had a pair of 3-pointers and two assists in the 17-0 run over a 5-minute span. His later assist came on Baldwin's run-capping 3-pointer that put Vandy up 52-39.

But it was 52-all when Ismail Wainright drove the baseline for a two-handed slam with 8:40 left.

Medford finished with 15 points. Rico Gathers had 10 points and 13 rebounds, becoming Baylor's career rebounding leader.

Medford stayed sitting on the floor, gritting his teeth and shaking both fists as teammates gathered around the point guard after his big 3 from the left corner.

Gathers fouled out while going for the rebound when Medford missed his free throw. But Nolan Cressler missed two free throws at the other end for Vanderbilt.

The Commodores got off two shots in the final 4 seconds, including Cressler's baseline jumper after a rebound.

NASHVILLE - Vanderbilt held Detroit to just five made field goals inside the arc. Coach Kevin Stallings was a bit more upset that his Commodores gave up 11 3-pointers, even in a rout.

Wade Baldwin IV led seven Commodores in double figures with 20 points, and No. 16 Vanderbilt beat Detroit 102-52 in a quick stop at home.

The Commodores (6-1) played their first game since finishing second to Kansas in the Maui Invitational last week, and they visit No. 25 Baylor on Sunday. This was the first time Vanderbilt has had six players in double figures since Nov. 11, 2008, against Central Arkansas, and the Commodores hadn't scored 100 since Feb. 12, 2012, in a 102-76 win at Mississippi.

Nolan Cressler scored 14 points, his most since transferring to Vanderbilt. Matthew Fisher-Davis hit four 3-pointers in scoring a season-high 12 points. Josh Henderson finished with 11, and Damian Jones, Riley LaChance and Joe Toye all had 10 each.

Anton Wilson led Detroit (2-3) with 14 points. Jarod Williams had 12, and Chris Jenkins and Josh McFolley each had 11.

The Horizon League team came in tied for second in the nation scoring 96 points a game and scored the first five points. The Titans were tied twice.

Then Vanderbilt shook off its jet lag going on a 31-7 spurt that featured 14 straight points as the Titans missed 11 straight shots. The Commodores also strung together another 10-0 run as they just kept pushing their lead with a 3-pointer by Fisher-Davis putting them up 36-14 with 3:26 left.

Then the Titans hit three straight buckets, including back-to-back 3s. That prompted Stallings to take a timeout, and he slammed his dry erase board down on the floor as his Commodores huddled around.

Vanderbilt finished the half scoring the final nine points in leading 47-20 at halftime.

In the second half, the Commodores led by as much as 50 when Cressler hit a 3 with 7:55 left at 86-36. They matched with the final margin with Stallings playing 13 players.

Game 9 • Dec. 9, 2015

Dayton 72
at Vanderbilt 67
Nashville, Tenn. (Memorial Gym)

Dayton 72 • 7-1

Table with columns: #, Player, Total, 3-Ptr, Rebounds, FT-FTA, Off Def Totl, PF, TP, A TO Blk, Stl, Min. Rows include POLLARD, Kendall; McELVENE, Steve; DAVIS, Kyle; COOKE, Charles; SMITH, Scoochie; DAVIS, Darrell; MILLER, Sam; CROSBY, John; WILLIAMS, Keyvius; WEHRLI, Bobby.

Totals 27-60 5-15 13-22 15 26 41 21 72 9 12 1 7 200
FG % 1st Half: 13-33 39.4% 2nd Half: 14-27 51.9% Game: 27-60 45.0%
3FG % 1st Half: 3-10 30.0% 2nd Half: 2-5 40.0% Game: 5-15 33.3%
FT % 1st Half: 7-9 77.8% 2nd Half: 6-13 46.2% Game: 13-22 59.1%

Vanderbilt 67 • 6-3

Table with columns: #, Player, Total, 3-Ptr, Rebounds, FT-FTA, Off Def Totl, PF, TP, A TO Blk, Stl, Min. Rows include ROBERSON, Jeff; JONES, Damian; BALDWIN IV, Wade; FISHER-DAVIS, Matthe; LACHANCE, Riley; TOYE, Joe; SEHIC, Samir; CRESSLER, Nolan; HENDERSON, Josh.

Totals 21-51 6-17 19-25 7 34 31 21 67 6 13 6 3 200
FG % 1st Half: 15-26 57.7% 2nd Half: 6-25 24.0% Game: 21-51 41.2%
3FG % 1st Half: 4-8 50.0% 2nd Half: 2-9 22.2% Game: 6-17 35.3%
FT % 1st Half: 6-8 75.0% 2nd Half: 13-17 76.5% Game: 19-25 76.0%

Officials: Anthony Jordan, Patrick Evans, James Breeding
Technical fouls: Dayton-None, Vanderbilt-None.
Attendance: 10469

Score by periods table with columns: 1st, 2nd, Total. Rows for Vanderbilt (22, 45, 67) and Dayton (40, 27, 67).

Last FG - UD 2nd-00:43, VU 2nd-00:26.
Largest lead - UD by 7 2nd-10:15, VU by 16 1st-03:02.
Score tied - 2 times.
Lead changed - 4 times.

NASHVILLE - First, the 21st-ranked Vanderbilt Commodores lost the Southeastern Conference's best shot blocker to injury. Then they lost a 16-point lead on their own floor.

The Commodores announced just before tipoff that Luke Kornet will miss up to six weeks with a torn medial collateral ligament in his left knee. Minus the junior, they still jumped out to a big lead against Dayton.

But without their most physical player, the Commodores couldn't hold on and lost 72-67.

Kendall Pollard scored a season-high 21 points for Dayton. Scoochie Smith added 13 points, and Steve McElvne added 10 as Dayton shot its way back into the lead despite just seven points from leading scorer Charles Cooke.

The Flyers (7-1) now have beaten three teams from the Power 5 conferences this season, with previous wins over Alabama and Iowa. They have won two straight since being routed 90-61 by Xavier.

Wade Baldwin IV and Damian Jones scored 18 apiece for Vanderbilt (6-3), which hit just two of its final 10 shots. Matthew Fisher-Davis and Riley LaChance each added 11 points.

Vanderbilt took its biggest lead at 38-22 off a 12-2 run. Darrell Davis answered by scoring the next eight points starting a 23-6 run that spanned halftime and put Dayton ahead 45-44 early in the second half on a layup by Cooke.

The Commodores missed eight of their first nine shots in the second half before Jones threw down a one-handed dunk and hit the free throw to put Vandy back up 47-45 with 13:50 left.

But Pollard hit just the fifth 3-pointer of his career with 44 seconds left to help seal the upset for Dayton, matching the Flyers' biggest lead. Smith missed two free throws with 36 seconds left, and Fisher-Davis hit a 3 from the left corner with 25 seconds left to pull Vandy within 69-67.

Baldwin missed a layup for Vandy, and the Flyers hit three of four free throws in the final 12 seconds.



Game 10 • Dec. 19, 2015

Wofford 56
vs. Vanderbilt 80
Nashville, Tenn. (Memorial Gym)

Wofford 56 • 3-7

Table with columns: #, Player, FG, 3-PT, FT, Rebounds, PF, TP, A, TO, Blk, Stl, Min. Includes player stats for Justin Gordon, CJ Neumann, Eric Cagle, Spencer Collins, Jarven Allen, Derrick Brooks, Jimmy Jent, Fletcher Magee, Zach Korkowski, Bobby Perez, Trevor Sturme, Cameron Jackson, Ryan Sawvell, Eric Wagenvoelder, Matthew Pearam.

FG % 1st Half: 7-31 22.6% 2nd half: 14-30 46.7%
3FG % 1st Half: 4-9 44.4% 2nd half: 4-12 33.3%
FT % 1st Half: 1-2 50.0% 2nd half: 5-7 71.4%

Vanderbilt 80 • 7-3

Table with columns: #, Player, FG, 3-PT, FT, Rebounds, PF, TP, A, TO, Blk, Stl, Min. Includes player stats for Jeff Roberson, Damian Jones, Baldwin IV, Wade, Fisher-Davis, Lachance, Toye, Watkins, Josephs, McGloin, Samir, Cressler, Nolan, Henderson, Josh.

FG % 1st Half: 12-24 50.0% 2nd half: 13-26 50.0%
3FG % 1st Half: 6-8 75.0% 2nd half: 4-9 44.4%
FT % 1st Half: 5-9 55.6% 2nd half: 15-18 83.3%

Score by periods table for Wofford vs Vanderbilt. Shows scores for 1st, 2nd, 3rd, 4th quarters and total.

NASHVILLE - Vanderbilt coach Kevin Stallings gave his star center simple instructions: Try to score every time you get the ball.

Damian Jones got the message. The 7-foot junior, projected as an first-round NBA draft pick, scored a season-high 21 points and grabbed seven rebounds, leading the Commodores to an 80-56 win over Wofford on Saturday night.

Jones scored 14 points in the first half, the most by a Commodore this season. He hit 7 of 13 from the floor and 7 of 10 from the foul line.

Jeff Roberson added 13 points and seven rebounds for the Commodores (7-3), who outrebounded the Terriers 43-30.

Vanderbilt's Matthew Fisher-Davis scored 10 points, including three 3-pointers, and grabbed a career-high 11 rebounds.

Fisher-Davis helped fill the void left by Luke Kornet, a 7-foot-1 forward who is out four to six weeks with an MCL tear in his left knee. Kornet is the team's best defender, the Southeastern Conference's leading shot blocker (2.75 bpg) and was one of the nation's top 3-point shooters among big men last season (40 percent).

Baldwin added 10 points for the Commodores, who played their first game in 10 days after finishing first semester final exams.

Spencer Collins scored 13 points and Justin Gordon added another 11 as Wofford (3-7) shot just 34.4 percent from the floor in losing their third straight.

Vanderbilt broke a tie game with a 14-3 run capped by Jones' three-point play to take a 23-12 lead with 6:17 left in the first half and made a 10-0 run capped by Fisher-Davis' 3-pointer, building their lead to 35-19 with 5:25 seconds left in the half.

Vanderbilt hit six of its first eight shots from beyond the 3-point arc while Wofford shot 22.6 percent from the floor in the first half, including a 3 of 22 showing from 2-point range.

The Terriers never got closer than 10 in the second half.

Game 11 • Dec. 22, 2015

Vanderbilt 55
vs. Purdue 68
West Lafayette, Ind. (Mackey Arena)

Vanderbilt 55 • 7-4

Table with columns: #, Player, FG, 3-PT, FT, Rebounds, PF, TP, A, TO, Blk, Stl, Min. Includes player stats for Fisher-Davis, Roberson, Jones, Baldwin, Wade, Lachance, Toye, Josephs, Samir, Cressler, Nolan, Henderson, Josh.

FG % 1st Half: 11-37 29.7% 2nd half: 11-26 42.3%
3FG % 1st Half: 3-9 33.3% 2nd half: 2-7 28.6%
FT % 1st Half: 1-2 50.0% 2nd half: 5-9 55.6%

Purdue 68 • 12-1

Table with columns: #, Player, FG, 3-PT, FT, Rebounds, PF, TP, A, TO, Blk, Stl, Min. Includes player stats for Edwards, Vince, Swanson, Caleb, Haas, Isaac, Thompson, P.J., Davis, Raphael, Hill, Johnny, Cline, Ryan, Hammons, A.J., Stephens, Kendall, Mathias, Dakota.

FG % 1st Half: 8-28 28.6% 2nd half: 13-30 43.3%
3FG % 1st Half: 1-10 10.0% 2nd half: 1-9 11.1%
FT % 1st Half: 6-6 100.0% 2nd half: 6-6 100.0%

Officials: Ted Valentine, Mark Whitehead, Rob Riley
Technical fouls: Vanderbilt-Fisher-Davis, Matthe. Purdue-None.
Attendance: 10,667

Score by periods table for Vanderbilt vs Purdue. Shows scores for 1st, 2nd, 3rd, 4th quarters and total.

WEST LAFAYETTE, Ind. - Purdue was struggling from behind the arc and was in danger of losing a second straight game after winning its first 11.

Then A.J. Hammons took over, scoring 15 of his 21 points in the second half to rally the 14th-ranked Boilermakers to a 68-55 win over Vanderbilt.

Hammons added 10 rebounds and seven blocks in his 28 minutes as Purdue bounced back from Saturday's loss to No. 9 Butler in the Crossroads Classic in Indianapolis.

Raphael Davis added 14 points and Caleb Swanson had 13 for the Boilermakers (12-1), who extended their Mackey Arena winning streak to 15 games. Purdue missed 17 of its 19 3-point attempts.

Wade Baldwin scored 13 points and Jeff Roberson added 12 for Vanderbilt (7-4), coached by former Purdue guard and assistant coach Kevin Stallings. The Commodores shot only 34.9 percent (22 of 63) and were out rebounded 43-34, including 23-9 during the pivotal second half, when the Boilermakers outscored Vanderbilt, 45-29.

Two Hammons free throws with 4:05 to play gave Purdue a 51-42 lead, capping a 22-8 run that included a 3-pointer from Ryan Cline and nine points from Hammons.

Purdue finally got untracked with 11:42 remaining, beginning a 10-0 run that included eight points from its big men, four from Isaac Haas and two each from Swanson and Hammons to seize a 39-34 advantage with 8:53 to play.

Stallings, whose team also has played Kansas with its strong front line, was asked about Purdue's wealth of size.

"Kansas didn't hurt us inside," Stallings said. "We got killed inside tonight. It was an ugly game with a bunch of fouls. Purdue missed some open shots, but they got the ball where it needed to be."

Vanderbilt took a 26-23 halftime lead, outscoring Purdue 7-2 during the final 3:24, including a 3-pointer from Roberson.

Game 12 • Dec. 30, 2015

Western Michigan 61
vs. Vanderbilt 86
Nashville, Tenn. (Memorial Gym)

Western Michigan 61 • 5-7

Table with columns: #, Player, FG, 3-PT, FT, Rebounds, PF, TP, A, TO, Blk, Stl, Min. Includes player stats for Avery, Anthony, Dugan, Seth, Hayward, Tucker, Wilder, Thomas, Perry, Taylor, Moore, Bryce, Davis, Josh, Klein, Jared, McCormick, Kellen, Lamont, Drake.

FG % 1st Half: 10-30 33.3% 2nd half: 10-24 41.7%
3FG % 1st Half: 1-11 9.1% 2nd half: 1-7 14.3%
FT % 1st Half: 7-8 87.5% 2nd half: 12-16 75.0%

Vanderbilt 86 • 8-4

Table with columns: #, Player, FG, 3-PT, FT, Rebounds, PF, TP, A, TO, Blk, Stl, Min. Includes player stats for Roberson, Jeff, Jones, Damian, Baldwin IV, Wade, Fisher-Davis, Matthe, Lachance, Riley, Justice, Camron, Toye, Joe, Watkins, Nathan, Josephs, Carter, McGloin, Phillip, Samir, Cressler, Nolan, Henderson, Josh.

FG % 1st Half: 14-31 45.2% 2nd half: 15-25 60.0%
3FG % 1st Half: 6-18 33.3% 2nd half: 5-12 41.7%
FT % 1st Half: 3-4 75.0% 2nd half: 14-19 73.7%

Officials: Tony Greene, Anthony Jordan, Jeffery Clark
Technical fouls: Western Michigan-None. Vanderbilt-TEAM.
Attendance: 10,092

Score by periods table for Western Michigan vs Vanderbilt. Shows scores for 1st, 2nd, 3rd, 4th quarters and total.

NASHVILLE - Wade Baldwin IV got Vanderbilt back in a winning frame of mind in its final tuneup for the Southeastern Conference schedule.

The sophomore point guard scored 15 points and tied a career high with 10 assists, leading Vanderbilt to an 86-61 win over Western Michigan.

Riley LaChance and Nolan Cressler each added 14 for the Commodores, who shot 52 percent from the floor. LaChance was held scoreless for the first time in his career in a loss at Purdue eight days earlier. He scored a career-high 26 in a win over Purdue in 2014.

Damian Jones scored 13 points and became the 44th Commodore to score 1,000 career points, reaching 1,006.

Jeff Roberson added 11 points and 10 rebounds for the Commodores (8-4), who hit 11 of 30 shots from 3-point range.

Western Michigan (5-7) made only 2 of 18 from beyond the 3-point arc.

Thomas Wilder led the Broncos with 21 points and Tucker Hayward added 18.

LaChance scored seven straight points for the Commodores on two foul shots, a layup and a 3-pointer, giving Vanderbilt a 52-40 lead with 13:32 left.

Freshman Joe Toye energized the crowd of 10,092 with two straight dunks, increasing the Commodores' lead to 61-44 with 9:41 left.

Vanderbilt jumped to a 15-6 lead on Matthew Fisher-Davis' 3-pointer with 15:15 left in the first half as the Commodores hit six of their first eight shots, including three 3-pointers.

Western Michigan narrowed the deficit to three, but the Commodores answered with a 17-5 run to take a 32-17 lead on two free throws by Jeff Roberson with 5:11 left in the half.

Vanderbilt took a 37-28 advantage on Jones' foul shot with 37.8 seconds left in the half and the Commodores held a nine-point cushion at halftime.

Vanderbilt improved to 14-1 against the Mid-American Conference.



THE LAST TIME...

VANDERBILT INDIVIDUALS

Scoring:

Scored 25 points – Riley LaChance (26), vs. Western Carolina, 12/16/14

Scored 30 points –Jeffery Taylor (30), at Davidson, 12/7/2011

Scored 35 points – Billy McCaffrey (35), vs. Georgia, 2/24/1993

Scored 40 points – Shan Foster (42) vs. Mississippi State, 3/5/2008

Two Players Had 20 Points –

Riley LaChance (26), James Siakam (20) vs. Western Carolina, 12/16/14

Three Players Had 20 Points – Derrick Byars (28), Shan Foster (21) and Ross Neltner (20) vs. Toledo, 12/2/2006

Scored 20 Points in Two Straight Games – Riley LaChance vs. Purdue (26) 12/13/16, vs. Western Carolina (26) 12/16/14

Scored 20 Points in Three Straight Games – John Jenkins at Ole Miss (26), 2/16/2012, at Georgia (28), 2/19/2012, vs. S. Carolina (21), 2/22/2012

Scored 20 Points in Four Straight Games – John Jenkins vs. Monmouth (25), 11/25/11, vs. Xavier (20), 11/28/11, at Louisville (27), 12/2/2011, at Davidson (22), 12/7/2011

Scored 20 Points in Five Straight Games – Shan Foster vs. Georgia (29), 2/23/2008; vs. Tennessee (32), 2/26/2008; at Arkansas (22), 3/1/2008; vs. Mississippi State (42), 3/5/2008; at Alabama (21), 3/8/2008

Scored 20 Points in Six Straight Games – Shan Foster vs. Georgia (29), 2/23/2008; vs. Tennessee (32), 2/26/2008; at Arkansas (22), 3/1/2008; vs. Mississippi State (42), 3/5/2008; at Alabama (21), 3/8/2008; vs. Auburn (26), 3/13/2008

Five Players Scored in Double Figures – Wade Baldwin IV (15), Nolan Cresser (14), Riley LaChance (14), Damian Jones (13), Jeff Roberson (11), vs. Western Michigan (12/30/15)

Seven Players Scored in Double Figures – Damian Jones (10), Wade Baldwin IV (20), Riley LaChance (10), Nolan Cressler (14), Joe Toye (10), Matthew Fisher-Davis (12), Josh Henderson (11), vs. Detroit (12/2/15)

Four Players with 15 or more points – Jeffery Taylor (20), John Jenkins (17), Brad Tinsley (16), Lance Goulbourne (16), Festus Ezeli (15) at LSU, 2/26/2011

Double-Doubles:

Double-Double –Jeff Roberson (11 points, 10 rebounds); Wade Baldwin IV (15 points, 10 assists) vs. Western Michigan, 12/30/15

20-10 game – Damian Jones (20 points, 15 rebounds) vs. Tennessee, 3/12/15

30-10 game – A.J. Ogilvy (33 points, 10 rebounds) vs. Oregon, 11/11/2011

Back-to-back 20-10 games – Matt Freije vs. South Carolina (26 points, 11 rebounds) 1/28/04; vs. Kentucky (20 points, 11 rebounds) 1/31/04

Double-Double in Points and Rebounds – Jeff Roberson (11 points, 10 rebounds) vs. Western Michigan, 12/30/15

Double-Double in Points and Assists – Wade Baldwin IV (15 points, 10 assists) vs. Western Michigan, 12/30/2015

Double-Double in Points and Blocks – Never

Double-Double in Points and Steals – Never

Double-Double in Two Consecutive games – Damian Jones vs. Wake Forest (17 points, 10 rebounds) 11/24/2015, vs. Kansas (17 points, 10 rebounds) 11/25/2015

Double-Double in three consecutive games – Dan Langhi vs. Notre Dame (33 points, 10 rebounds) 11/21/1998; vs. Morehead State (18 points, 10 rebounds) 11/24/1998; vs. Ohio State (14 points, 17 rebounds) 11/28/1998

Two players record double-double – Damian Jones (24 points, 12 rebounds), Luke Kornet (10 points, 10 rebounds) vs. Trevecca, 11/16/2014

Triple-Doubles:

Triple-Double – Brad Tinsley (11 points, 10 rebounds, 10 assists) vs. Presbyterian, 11/12/2010

Field Goals:

Made 10 FG in a game – Damian Jones (10) at Saint Mary's, 3/18/15

Made 11 FG in a game – Kedren Johnson (11) vs. Davidson, 11/22/2012

Made 12 FG in a game – Jeffery Taylor (12) vs. Longwood, 12/19/2011

Made 16 FG in a game – Shan Foster (16) vs. Mississippi State, 3/5/2008

Attempted 15 FG in a game –Riley LaChance (16) vs. S. Carolina, 2/7/15

Attempted 16 FG in a game –Riley LaChance (16) vs. S. Carolina, 2/7/15

Attempted 17 FG in a game – Rod Odom (18) vs. LSU, 3/6/14

Attempted 18 FG in a game – Rod Odom (18) vs. LSU, 3/6/14

Attempted 19 FG in a game – Rod Odom (19) vs. Missouri, 1/16/14

Attempted 20 FG in a game – Kyle Fuller (21), at S. Carolina, 2/13/2014

Three-Pointers:

Made 5 3-pointers in a game – Riley LaChance (5), at Ole Miss, 3/7/2015

Made 6 3-pointers in a game – Matthew Fisher-Davis (6) at Stanford, 3/24/2015

Made 7 3-pointers in a game – John Jenkins (7) vs. Lafayette, 12/21/2011

Made 8 3-pointers in a game – Shan Foster (8) vs. UMass, 1/5/2008

Made 9 3-pointers in a game – Shan Foster (9) vs. Mississippi State, 3/5/2008

Attempted 10 3-pointers in a game – Matthew Fisher-Davis (13) at Stanford, 3/24/14

Attempted 15 3-pointers in a game – John Jenkins (16) vs. Oregon, 11/11/2011

Free Throws:

Made 10 FT in a game –Wade Baldwin IV (10), vs. Dayton, 12/9/15

Made 12 FT in a game – James Siakam (12) vs. Western Carolina, 12/16/14

Made 13 FT in a game – A.J. Ogilvy (13) vs. DePaul, 12/5/2009

Made 18 FT in a game – Matt Freije (18) vs. Indiana, 11/24/2003

Attempted 12 FT in a game – James Siakam (13) vs. Western Carolina, 12/16/14

Attempted 14 FT in a game – James Siakam (14) vs. Texas A&M, 2/15/2014

Attempted 15 FT in a game – Eric McClellan (15) at Texas, 12/2/2013

Rebounds:

10 Rebounds in a game – Jeff Roberson (10) vs. Western Michigan, 12/30/15

15 Rebounds in a game – Damian Jones (15) vs. Tennessee, 3/12/15

10+ Rebounds in Three Consecutive Games – Lance Goulbourne (16) vs. Ole Miss, 1/19/2011; (10) vs. St. Mary's, 1/22/2011; (12) at Miss. State, 1/27/2011

Assists:

8 Assists – Riley LaChance (8) at Ole Miss (3/7/15)

9 Assists – Wade Baldwin IV (9) vs. South Dakota State, 3/20/2015

10 Assists – Wade Baldwin IV (10) vs. Western Michigan, 12/30/15

11 Assists – Mario Moore (13) vs. Arkansas, 2/19/2005

12 Assists – Mario Moore (13) vs. Arkansas, 2/19/2005

13 Assists – Mario Moore (13) vs. Arkansas, 2/19/2005

14 Assists – Billy McCaffrey (14) vs. Kentucky, 1/13/1993

5+ Assists in Four Consecutive Games - Shelton Mitchell (6) vs. Purdue 12/13/14; (5) vs. Western Carolina 12/16/14; (6) vs. Georgia Tech 12/20/14; (7) vs. Penn 12/22/14

8+ Assists in Two Consecutive Games- Atiba Prater (9) at Georgia, 2/2/2000; (9) vs. Boston College, 2/6/2000

Blocks:

4 Blocked Shots – Damian Jones (4) vs. Wofford, 12/19/15

5 Blocked Shots – Luke Kornet (5) vs. Detroit, 12/2/15

6 Blocked Shots – Damian Jones (6) vs. Missouri, 2/21/15

7 Blocked Shots – Damian Jones (7) at S. Carolina, 2/13/14

Steals:

4 Steals – Riley LaChance (4) at Saint Mary's, 3/18/15

5 Steals – Riley LaChance (5) vs. Penn, 12/22/2014

6 Steals – Dan Cage (6) vs. Furman, 11/28/2006

7 Steals - James Strong (8) vs. Morehead State, 11/24/1998

8 Steals – James Strong (8) vs. Morehead State, 11/24/1998

Minutes:

Played every minute – Rod Odom vs. Florida, 2/25/14

Played over 40 minutes – Shelton Mitchell (46), Riley LaChance (42) vs. Yale (1/3/15)

All 5 starters played 40 minutes –Steve Tchiengang (40), Brad Tinsley (40), Lance Goulbourne (41), Jeffery Taylor (41), and John Jenkins (41), at Louisville, 12/2/2011

Fouls:

Technical Foul – TEAM, vs. Western Michigan, 12/30/15

Fouled Out –Jeff Roberson at Purdue, 12/22/2015

Two Players Fouled Out – Jeff Roberson, Josh Henderson at Purdue, 12/22/2015

Three Players Fouled Out – Jeff Roberson, Josh Henderson, Damian Jones at Purdue, 12/22/2015

TEAM

Started the game with Opponent Technical Foul – Furman bench, 12/22/2008

Scored 95 or more points – 102 vs. Detroit, 12/2/15 (W, 102-52)

Scored 100 or more points – 102 vs. Detroit, 12/2/2015 (W, 102-52)

Scored 100 or more points (SEC game) – 102 at Ole Miss, 2/16/2012 (W, 102-76)

Scored 110 or more points – 113 vs. Alabama A&M 12/30/1998 (W, 113-71)

Scored 110 or more points (SEC game) – 111 vs. Alabama 2/21/1972 (W, 111-91)

Scored 120 or more points – 130 vs. Ole Miss 12/22/1970 (W, 130-112)

Scored 120 or more points (SEC game) – 130 vs. Ole Miss 12/22/1970 (W, 130-112)

Scored 130 or more points – 130 vs. Ole Miss 12/22/1970 (W, 130-112)

Scored Less than 50 points – 38 at Tennessee (L, 76-38), 3/1/2014

Scored Less than 40 points – 38 at Tennessee (L, 76-38), 3/1/2014

Scored 20 or less points in half – 18 (1st half), 20 (2nd half) at Tennessee, 3/1/14, (L, 76-38)

Scored 90+ points in three consecutive games - 95 vs. Bradley, 11/24/2007 (W, 95-86); 91 vs. South Alabama, 11/29/2007 (W, 91-88); vs. Georgia Tech, 12/1/2007 (W, 92-79)

Allowed 90 or more points – 94, Florida, 1/25/2009 (L, 69-94)

Allowed 100 or more points – 106, Kentucky, 3/5/2003 (L, 44-106)

Allowed Less than 50 points – 41, vs. Austin Peay, 11/13/2015 (W, 80-41)

Allowed 40 or Less points – 31, at Mississippi State, 2/23/2013 (W, 72-31)

Shot 60% or better – .609 vs. Tenn. St., 11/23/14 (W, 78-46)

Shot 60% or better from three – .643 vs. Purdue, 12/13/14 (W, 81-71)

Shot over 67% FG – .679 vs. TSU, 12/19/2009 (W, 84-71)

Shot 50% or better – .518 vs. Western Michigan (12/30/15)



THE LAST TIME...

Shot lower than 30% - .224 at Florida 3/1/2014 (L, 76-38)
Allowed 60% shooting - .612 at Florida, 2/21/2009 (L, 68-82)
Scored 100 points in two consecutive games - 111 vs. North Alabama 12/20/1980 (W, 111-79) and 111 vs. Memphis 12/23/1980 (W, 111-96)
Scored 100 points in three consecutive games - Never
Scored 100 points in Consecutive SEC games - 104 vs. LSU 2/19/1972 (W, 104-83) and 111 vs. Alabama 2/21/1972 (W, 111-91)
Won game by 70 points or more - 71 vs. Union (Tenn.) (W, 95-24), 1911-12
Won game by 60 points or more - 71 vs. Union (Tenn.) (W, 95-24), 1911-12
Won game by 50 points or more - 50 vs. Detroit (W, 102-52) 12/2/2015
Lost by 25 or More Points - at Tennessee, 3/1/2014 (L, 76-38)
Game decided by one point - vs. Georgia, 2/27/2013 (W, 63-62)
Two consecutive games decided by one point - at South Carolina (L, 70-71) 1/7/1998 and Tennessee (W, 80-79) 1/10/1998
Three consecutive games decided by one point - Never
Shot 90% or Better from Free Throw Line - 94.4% vs. Georgia (17-18) 2/27/2013
Shot less than 50% from Free Throw Line - 46.9% vs. Morgan State (15-32) 11/23/13
Shot less than 20% from 3PT - .150 (3-20) vs. Ole Miss 1/22/14 (L, 63-52)
Attempted 30 FT - 30 (20-30) vs. Detroit, 11/16/2015
Attempted 35 FT - 37 (22-37) vs. Lipscomb, 12/2/2015
Attempted 40 FT - 42 (29-42) vs. Florida, 2/3/2015
Attempted five or less FT - 3 vs. Chaminate, 11/24/2009
Made 30 FT - 38, vs. Western Carolina, 12/16/14
Made 15 3FG - 17 vs. Ole Miss, 1/15/2013
Won an Overtime Game - vs. Stony Brook 11/19/15 (W, 79-72)
Lost an Overtime Game - vs. Tennessee, 2/11/2015 (L, 76-73)
Played Two Overtimes - vs. Yale 1/3/15 (W, 79-74)
Played Three Overtimes - at Ole Miss 2/17/1982 (L, 51-48)
Played Four Overtimes - at Ole Miss 2/17/1982 (L, 51-48)
Played consecutive games that went to overtime - vs. Xavier 11/28/2011 (L, 82-70) and at Louisville, 12/2/2011 (L, 62-60)
Had 20 Turnovers - 26 at Arkansas, 1/12/2013
Had fewer than 10 Turnovers in two straight games - at Florida (9) 3/6/2013, vs. South Carolina (9) 3/9/2013
Had 10 Blocks - 11, vs. Detroit 12/2/15

OPPONENT - INDIVIDUALS

Scoring:
Scored 25 points - Wayne Selden Jr. (25) vs. Kansas, 11/25/15
Scored 30 points - Taurean Prince (30) at Baylor, 12/6/15
Scored 35 points - Rotnei Clarke (36), Butler, 1/29/2011

Scored 40 points - Morris Almond (44), Rice, 1/3/2007
Two Players Had 20 Points - Bobby Portis (32), Michawł Qualls (20) at Arkansas 1/10/15
Five Players Scored in Double Figures - M.J. Rhett (18), Jarvis Summers (16), Stefan Moody (14), Sebastian Saiz (12), LaDarius White (10) at Ole Miss, 3/7/2015
Six Players Scored in Double Figures - Bam Doyne (22), Dwayne Curtis (12), Todd Abernethy (11), Clarence Sanders (11), Polynice (10) and Williams (10), vs. Ole Miss, 1/27/2007
Four Players with 15 or more points - Erik Daniels (20), Marquis Estill (17), Kelenna Azubuike (16) and Gerald Fitch (15) vs. Kentucky, 3/5/2003

Double-Doubles:

Double-Double - A.J. Hammons, Purdue (21 points, 10 rebounds), 12/22/2015
Triple-Double - Sam Muldrow (16 points, 14 rebounds and 10 blocks) at South Carolina, 1/8/2010
20-10 game - A.J. Hammons, Purdue (21 points, 10 rebounds), 12/22/2015
30-10 game - Morris Almond (44 points, 12 rebounds) at Rice, 1/3/2007

Double-Double in Points and Rebounds

- A.J. Hammons, Purdue (21 points, 10 rebounds), 12/22/2015
Double-Double in Points and Assists - Nick Calathes (15 points, 10 assists) at Florida, 1/27/2008
Two players record double-doubles - Jordan Mickey (25 points, 11 rebounds), Jarell Martin (19 points, 12 rebounds), vs. LSU, 1/24/2015

Field Goals:

Made 10 FG in a game - Prince Taurean, at Baylor (10) 12/6/2015
Made 11 FG in a game - Jordan Mickey, vs. LSU (12), 1/24/15
Made 12 FG in a game - Jordan Mickey, vs. LSU (12), 1/24/15
Made 13 FG in a game - Bobby Portis, at Arkansas (13), 1/10/15
Attempted 15 FG in a game - Cody Larson, vs. S. Dakota St. (15), 3/20/2015
Attempted 16 FG in a game - A.J. Hammons (16) 12/22/2015
Attempted 17 FG in a game - Aaron Bright, at Saint Mary's (18), 3/18/15
Attempted 18 FG in a game - Jameel Warney, Stony Brook (18) 11/19/2015
Attempted 19 FG in a game - Taurean Prince (19) at Baylor, 12/6/2015
Attempted 20 FG in a game - Kadeem Jack (23) vs Rutgers, 11/28/14
Attempted 25 FG in a game - Courtney Fortson (27) vs. Arkansas, 3/8/2009

Three-Pointers:

Made 5 3-pointers in a game - Kenny Gaines (5) vs. Georgia, 1/14/2015
Made 6 3-pointers in a game - Rhett Harrelson vs. Western Carolina, 12/16/2014
Made 7 3-pointers in a game - Chandler Parsons (7) vs. Florida, 1/25/2009

Made 8 3-pointers in a game - Brian Sullivan (8) vs. Miami (OH), 1/2/2012
Attempted 10 3-pointers in a game - Jack Montague, vs. Yale (10), 1/3/15

Free Throws:

Made 8 FT in a game - John Collins (8) vs. Wake Forest, 11/24/15
Made 9 FT in a game - D'Shon Tayler (9) vs. Norfolk St, 11/25/14
Made 10 FT in a game - Johnny O'Bryant III, (11) at LSU, 1/18/14
Made 11 FT in a game - Jordan Clarkson, (11) at Missouri, 2/19/14
Made 17 FT in a game - Morris Almond (17) at Rice, 1/3/2007

Attempted 10 FT in a game

- Devin Thomas (11) vs. Wake Forest, 11/24/2015
Attempted 13 FT in a game - Johnny O'Bryant III, (14) at LSU, 1/18/14
Attempted 14 FT in a game - Johnny O'Bryant III, (14) at LSU, 1/18/14
Attempted 15 FT in a game - Morris Almond (19) at Rice, 1/3/2007

Rebounds:

10 Rebounds in a game - A.J. Hammons (10) at Purdue, 12/22/15
15 Rebounds in a game - Shonn Miller (15) vs. Cornell, 12/17/12
18 Rebounds in a game - Daniel Northern (18) vs. Tennessee Tech, 12/20/2008
19 Rebounds in a game - Omar Samhan (19) at St. Mary's, 11/20/2009
20 Rebounds in a game - Roy Rogers (20) at Alabama, 1/3/1996

Assists

8 Assists - Myles Mack (8) vs. Rutgers, 11/28/14
9 Assists - John Wall (9) at Kentucky, 1/30/2010
10 Assists - Alex Caruso (10) at Texas A&M, 1/31/2015
11 Assists - Dee Bost (11) vs. Mississippi State, 3/11/2011
12 Assists - G.G. Smith (12) vs. Georgia, 2/3/1999

Blocks:

4 Blocked Shots - Jameel Warner, (4), vs. Stony Brook, 11/19/15
5 Blocked Shots - Karl-Anthony Towns, (7), at Kentucky, 1/20/15
6 Blocked Shots - Karl-Anthony Towns, (7), at Kentucky, 1/20/15
7 Blocked Shots - A.J. Hammons, (7), at Purdue, 12/22/15
8 Blocked Shots - Jarvis Varnado (9) vs. Mississippi State, 2/3/2010
10 Blocked Shots - Sam Muldrow (10) at South Carolina, 1/8/2011

Steals:

5 Steals - Mack Myles (5) vs. Rutgers, 11/28/14
6 Steals - Michael Frazier (6) vs. Florida, 2/2/15
7 Steals - Aaron Lucas (7) at South Carolina, 1/19/2002
8 Steals - Steve Wojciechowski (8) at Duke, 11/22/1996

Two players with 3 steals - Bobby Portis (4), Rashad Madden (3) at Arkansas, 1/10/15

Minutes:

Played every minute - Kadeem Jack, Myles Mack vs. Rutgers, 11/28/14
Played over 40 minutes - Carson Puriefey (44), vs. Stony Brook, 11/19/15

Fouls:

Technical Foul - Anthony Perez, vs. Ole Miss, 1/22/14
Fouled Out - Matthew Pegram, vs. Wofford, 12/19/15
Three Players Fouled Out - Donte' Williams, Nemanja Djuricic, John Florveus vs. Georgia, 1/14/2012

OPPONENT - TEAM

Scored 90 or more points at Memorial Gym - 94 vs. Georgia, 2/25/2010 (VU 96, UGA 94 (OT))
Scored 100 or more points - 106 at Kentucky 3/5/2003 (L, 44-106)
Scored 110 or more points - 120 vs. Kentucky 2/7/1996 (L, 81-120)
Scored 120 or more points - 120 vs. Kentucky 2/7/1996 (L, 81-120)
Scored 130 or more points - Never
Scored Less than 50 points - 41 vs. Austin Peay, 11/13/15 (W, 80-41)
Scored Less than 40 points - 31 at Mississippi State, 2/23/2013 (W, 72-31)
Shot 50% or Better - .532 at Texas A&M, 1/31/2015 (L, 58-69)
Shot 60% or Better - .612 at Florida (UF 82, VU 68), 2/21/2009
Shot 60% or Better from 3PT - .667 (4-6), at Kentucky, 1/20/15 (L, 65-57)
Shot less than 30% FG - .229 (16-70), vs. Detroit, 12/2/15 (W, 102-52)
Shot less than 15% from 3PT - .111 (2-18), vs. W. Michigan, 12/30/15 (W, 86-61)
Held Opponent Without a 3-Pointer - vs. Nebraska, 11/18/10 (W, 59-49)
Shot 90% or Better from Free Throw Line - .91.3, at Georgia (23-25), 1/27/2015
Shot less than 50% from Free Throw Line - .435, vs. Tenn. St., 11/23/2014 (W, 78-46)
Attempted 30 FT - 31 at Purdue, 12/22/15
Attempted 40 FT - 42 at Mississippi State, 2/12/2007
Attempted 45 or More FT - 49 at South Carolina, 1/28/2009
Attempted five or less FT - 1 vs. Miami (OH), 1/2/2012
Made 20 FT - 24 at Purdue, 12/22/2015
Made 30 FT - 32 at South Carolina, 1/28/2009
Made 0 FT - Georgia, 1/14/2009
Made 12 3PT - 12 at Kentucky, 1/30/2010
Made 15 3PT - 15 vs. Florida, 1/25/2009
Attempted 30 or more 3PT - 34 vs. Mississippi State, 2/3/2010
Had 20 Turnovers - 20 vs. MTSU, 12/21/2012



WADE BALDWIN IV

4

Sophomore, Guard
6'3" 194 lbs.
Belle Mead, N.J.
St. Joseph HS

SEASON HIGHS

Points: 21, vs. Stony Brook (11/19/15)
FG Made: 7, 2x, last at Baylor (12/6/15)
FG Atts: 14, at Purdue (12/22/15)
3FG Made: 3, 2x, last at Baylor (12/6/15)
3FG Atts: 6, vs W. Michigan (12/30/15)
FT Made: 10, vs. Dayton (12/6/15)
FT Atts: 11, vs. Dayton (12/6/15)
Rebounds: 8, at Purdue (12/22/15)
Assists: 10, vs. W. Michigan (12/30/15)
Turnovers: 6, at Purdue (12/22/15)
Blocks: 1, 2x, last vs. W. Michigan (12/30/15)
Steals: 3, 2x, last vs. W. Michigan (12/30/15)
Minutes: 37, vs. Stony Brook (11/19/15)

CAREER HIGHS

Points: 21, vs. Stony Brook (11/19/15)
FG Made: 7, 2x, last at Baylor (12/6/15)
FG Atts: 14, at Purdue (12/22/15)
3FG Made: 4, 2x, last vs. Alabama (2/28/15)
3FG Atts: 6, vs W. Michigan (12/30/15)
FT Made: 10, vs. Dayton (12/6/15)
FT Atts: 11, vs. Dayton (12/6/15)
Rebounds: 10, vs. S. Dakota St. (3/20/15)
Assists: 10, 2x, last vs. W. Michigan (12/30/15)
Turnovers: 6, at Purdue (12/22/15)
Blocks: 1, 3x, last vs. Gardner-Webb (11/16/15)
Steals: 4, 2x, last at Miss. St. (1/17/15)
Minutes: 44, vs. Tennessee (2/11/15)

MISCELLANEOUS

	2015-16	Career
Double-Digit Pts.	10	26
5+ assists	3	15

BALDWIN IV NOTEBOOK

- ✪ Scored in double figures in last eight games.
- ✪ Posted second career double-double of his career vs. Western Michigan with 15 points and 10 assists. It was his first double-double with points and assists. The 10 assists tied a career high.
- ✪ Grabbed season-high eight rebounds at Purdue.
- ✪ Scored team-high 19 points vs. Baylor and 20 points in win over Detroit.
- ✪ Scored career-high 21 points in win over Stony Brook; also set a career-best with seven made FG's.
- ✪ Named to the SEC All-Freshman team in 2015.
- ✪ Finished 2014-15 regular season fifth in the league in assists (4.4) in all games, and had 155 assists and only 67 turnovers in his freshman season. Led all SEC freshmen in assists. Also finished 8th in all games in steals (1.5) and 3rd in A/TO ratio (2.3) in all games.
- ✪ In league games only, finished the season fifth in steals (1.7), fourth in assists (4.54), and 8th in A/TO ratio (2.0). He led all freshmen in assists and steals in league games only.
- ✪ Finished freshman season tied for sixth all-time on the Vanderbilt single-season assist list with 155 assists.
- ✪ Recorded 50 steals in 2014-15, the second-most in last 13 seasons.
- ✪ Finished one assist shy of a triple-double vs. S. Dakota St. - had career-high 20 points and 10 rebounds, while adding nine assists.
- ✪ Won SEC Freshman of the Week after averaging 9.5 points, 7.5 assists, 6.0 rebounds, and 1.5 steals in wins over Lipscomb and Tennessee State.
- ✪ 6'3" guard from New Jersey who signed in the fall of 2013 with the Commodores...Slashing guard who played for St. Joseph Metuchen and captured a state championship his senior season with the Falcons.
- ✪ Led his St. Joseph's team to a 30-2 overall record and the Non-Public A New Jersey State Championship after averaging 15 points, 7.1 assists, 4.1 rebounds, and 2.6 steals
- ✪ Chose Vanderbilt over Connecticut, Virginia Tech, Florida State, Pittsburgh, and Minnesota

BALDWIN IV GAME-BY-GAME (SOPHOMORE)

Opponent	M	FG-A	3P-A	FT-A	Reb	PF	A	T	B	S	PTS
N13 Austin Peay*	24	6-11	1-2	1-2	4	3	4	2	0	1	14
N16 Gardner-Webb*	24	3-8	1-4	2-2	2	1	1	0	1	2	9
N19 Stony Brook	37	7-12	2-3	5-6	6	2	2	1	0	2	21
N23 vs. St. Johns*	25	2-6	1-2	4-4	3	3	6	3	0	2	9
N24 vs. Wake Forest*	22	6-8	3-4	2-2	4	2	2	3	0	2	17
N25 vs. Kansas*	35	5-12	1-3	0-1	2	5	2	1	0	1	11
D2 Detroit*	22	5-8	2-4	8-9	4	0	3	4	0	2	20
D6 @Baylor*	29	7-9	3-4	2-2	4	5	4	3	0	2	19
D9 Dayton*	31	4-12	0-2	10-11	0	3	2	4	0	1	18
D19 Wofford*	22	3-5	2-2	2-4	5	3	0	0	0	0	10
D22 @Purdue*	36	5-14	0-2	3-4	8	3	5	6	0	3	13
D30 W. Michigan*	33	4-8	2-6	5-6	4	1	10	1	1	3	15
J2 LSU											
J5 @Arkansas											
J9 @S. Carolina											
J12 Auburn											
J16 Alabama											
J20 @Tennessee											
J23 @Kentucky											
J26 Florida											
J30 @Texas											
F4 Texas A&M											
F6 @Ole Miss											
F10 Missouri											
F13 @Auburn											
F16 @Miss. State											
F20 Georgia											
F23 @Florida											
F27 Kentucky											
M1 Tennessee											
M5 @Texas A&M											

Baldwin's Overall Statistics at Vanderbilt

Year	GP	GS	Min	Avg	FG	FGA	Pct	3FG	3FGA	Pct	FT	FTA	Pct	Off	Def	Tot	Avg	PF	FO	Ast	TO	Blk	Stl	Pts	Avg
2014-15	35	24	1009	28.8	99	227	.436	43	98	.439	85	106	.802	17	128	145	4.1	86	3	155	67	4	50	326	9.3
2015-16	12	11	338	28.2	57	113	.504	18	38	.474	44	53	.830	3	42	45	3.8	34	2	47	32	2	20	176	14.7
TOTAL	47	35	1347	28.7	156	340	.459	61	136	.449	129	159	.811	20	170	190	4.0	120	5	202	99	6	70	502	10.7

Baldwin's Overall Statistics at Vanderbilt

Year	GP	GS	Min	Avg	FG	FGA	Pct	3FG	3FGA	Pct	FT	FTA	Pct	Off	Def	Tot	Avg	PF	FO	Ast	TO	Blk	Stl	Pts	Avg
2014-15	18	15	553	30.7	52	130	.400	25	57	.439	45	56	.804	13	65	78	4.3	46	1	80	41	3	30	174	9.7
TOTAL	18	15	553	30.7	52	130	.400	25	57	.439	45	56	.804	13	65	78	4.3	46	1	80	41	3	30	174	9.7



DJERY BAPTISTE

12

Freshman, Center
6'10" 235 lbs.
Gonaives, Haiti
Prestonwood Christian HS

SEASON HIGHS

- Points:
- FG Made:
- FG Atts:
- 3FG Made:
- 3FG Atts:
- FT Made:
- FT Atts:
- Rebounds:
- Assists:
- Turnovers:
- Blocks:
- Steals:
- Minutes:

CAREER HIGHS

- Points:
- FG Made:
- FG Atts:
- 3FG Made:
- 3FG Atts:
- FT Made:
- FT Atts:
- Rebounds:
- Assists:
- Turnovers:
- Blocks:
- Steals:
- Minutes:

MISCELLANEOUS

BAPTISTE NOTEBOOK

- ✦ Signed with the Commodores in November of 2014...Chose the Commodores over UConn, SMU, Oregon, and USC, and was ranked the eighth-best player in the state of Texas according to ESPN.
- ✦ Originally from Haiti, Baptiste is one of the most physically impressive prospects in the 2015 class. He speaks four languages and hopes to one day be a diplomat in his native country.
- ✦ Attended the Prestonwood Christian Academy in Plano, Texas, where he averaged 10 points, 10 rebounds, three blocks, two assists, and one steal in his senior season...Helped lead his Lion teams to four consecutive state championships...Named his team's Defensive Player of the Year in his senior season.
- ✦ Djery Jean Baptiste...November 12, 1995...Son of Hebert Jean Baptiste and Wislonde Destin...Plans to major in Public Policy and Linguistics...Recipient of the Myer Family Men's Basketball Scholarship...Advice to youngsters: "Seek God."

BAPTISTE GAME-BY-GAME (FRESHMAN)

Opponent	M	FG-A	3P-A	FT-A	Reb	PF	A	T	B	S	PTS
N13 Austin Peay	DNP										
N16 Gardner-Webb	DNP										
N19 Stony Brook	DNP										
N23 vs. St. Johns	DNP										
N24 Maui	DNP										
N25 Maui	DNP										
D2 Detroit	DNP										
D6 @Baylor	DNP										
D9 Dayton	DNP										
D19 Wofford	DNP										
D22 @Purdue	DNP										
D30 W. Michigan	DNP										
J2 LSU											
J5 @Arkansas											
J9 @S. Carolina											
J12 Auburn											
J16 Alabama											
J20 @Tennessee											
J23 @Kentucky											
J26 Florida											
J30 @Texas											
F4 Texas A&M											
F6 @Ole Miss											
F10 Missouri											
F13 @Auburn											
F16 @Miss. State											
F20 Georgia											
F23 @Florida											
F27 Kentucky											
M1 Tennessee											
M5 @Texas A&M											

Baptiste's Overall Statistics at Vanderbilt

Year	GP	GS	Min	Avg	FG	FGA	Pct	3FG	3FGA	Pct	FT	FTA	Pct	Off	Def	Tot	Avg	PF	FO	Ast	TO	Blk	Stl	Pts	Avg
------	----	----	-----	-----	----	-----	-----	-----	------	-----	----	-----	-----	-----	-----	-----	-----	----	----	-----	----	-----	-----	-----	-----

Baptiste's SEC Statistics at Vanderbilt

Year	GP	GS	Min	Avg	FG	FGA	Pct	3FG	3FGA	Pct	FT	FTA	Pct	Off	Def	Tot	Avg	PF	FO	Ast	TO	Blk	Stl	Pts	Avg
------	----	----	-----	-----	----	-----	-----	-----	------	-----	----	-----	-----	-----	-----	-----	-----	----	----	-----	----	-----	-----	-----	-----



NOLAN CRESSLER

24 RS Junior, Guard
6'4" 210 lbs.
Pittsburgh, Pa.
Cornell/Plum HS

SEASON HIGHS

Points: 14, 2x, last vs. W. Michigan (12/30/15)
FG Made: 6, 2x, last vs. W. Michigan (12/30/15)
FG Atts: 12, vs. Detroit (12/2/15)
3FG Made: 2, 2x, last vs. W. Michigan (12/30/15)
3FG Atts: 6, vs. Detroit (12/2/15)
FT Made: 2, vs. Gardner-Webb (11/16/15)
FT Atts: 2, 3x, last at Baylor (12/6/15)
Rebounds: 5, vs. Dayton (12/9/15)
Assists: 4, vs. Gardner-Webb (11/16/15)
Turnovers: 2, 2x, last at Purdue (12/22/15)
Blocks: 1, vs. Austin Peay (11/13/15)
Steals:
Minutes: 22, 2x, last vs. Wofford (12/19/15)

CAREER HIGHS

Points: 34, vs. Brown (2/22/14)
FG Made: 11, vs. Siena (11/22/13)
FG Atts: 22, vs. Penn (3/8/14)
3FG Made: 6, vs. Brown (2/22/14)
3FG Atts: 13, at W. Michigan (11/29/13)
FT Made: 10, 2x, last vs. Brown (2/22/14)
FT Atts: 14, vs. Brown (2/22/14)
Rebounds: 9, 2x, last at Notre Dame (12/1/13)
Assists: 4, 3x, last vs. Gardner-Webb (11/16/15)
Turnovers: 4, 4x, last vs. Princeton (3/7/14)
Blocks: 1, 4x, last vs. Austin Peay (11/13/15)
Steals: 3, at Binghamton (12/30/13)
Minutes: 37, 4x, last vs. Brown (2/22/14)

MISCELLANEOUS

	2015-16	Career
Double-Digit Pts.	3	38
20+ Points		11
5+ threes		5

CRESSLER NOTEBOOK

- ✪ Tied season high with 14 points vs. Western Michigan.
- ✪ Scored season-high 14 points vs. Detroit on season-best six made field goals.
- ✪ Tallied 10 points vs. St. John's in Maui.
- ✪ 6'4 guard who transferred to Vanderbilt from Cornell in the summer of 2014.
- ✪ Averaged 16.8 points, 4.2 rebounds, and 1.6 assists in his sophomore season with the Big Red...Named an honorable-mention All-Ivy selection as a sophomore...Has two years of eligibility remaining after sitting out the 2014-15 season.
- ✪ Led the team in scoring with 16.8 points per game with the Big Red.
- ✪ Also averaged 4.2 rebounds, and 1.6 assists per contest.
- ✪ Scored a career-high 34 points against Brown...His 469 points ranked 14th in a single season at Cornell, while his 68 3-pointers sits 11th... He shot 41 percent from the floor and 36 percent from 3-point range while adding 4.2 rebounds and 1.6 assists per contest.
- ✪ Scored 27 points, including five 3-pointers, at 2013 MAC champion Western Michigan, and notched 25 points on 11-of-19 shooting vs. Siena, adding three rebounds and two assists.
- ✪ Opened the 2013-14 season with a bang, scoring a career-best 23 points in the season opener at Syracuse, including 20 in the first half.

CRESSLER GAME-BY-GAME (JUNIOR)

Opponent	M	FG-A	3P-A	FT-A	Reb	PF	A	T	B	S	PTS
N13 Austin Peay	22	2-5	1-3	1-2	4	3	0	1	1	0	6
N16 Gardner-Webb	18	2-3	1-2	2-2	4	1	4	1	0	0	7
N19 Stony Brook*	14	2-2	0-0	0-0	1	1	0	0	0	0	4
N23 vs. St. Johns	17	4-7	2-4	0-0	2	1	2	1	0	0	10
N24 vs. Wake Forest	15	1-4	0-2	0-0	4	1	2	1	0	0	2
N25 vs. Kansas	21	2-6	1-5	0-0	4	4	1	1	0	0	5
D2 Detroit*	18	6-12	2-6	0-0	2	2	2	0	0	0	14
D6 @Baylor	18	3-7	2-4	0-2	2	2	2	2	0	0	8
D9 Dayton	14	1-3	0-2	0-0	5	1	0	1	0	0	2
D19 Wofford	22	1-3	0-2	0-0	2	1	0	2	0	0	2
D22 @Purdue	16	1-5	1-3	0-0	1	3	2	2	0	0	3
D30 W. Michigan	16	6-9	2-5	0-0	3	2	0	1	0	0	14
J2 LSU											
J5 @Arkansas											
J9 @S. Carolina											
J12 Auburn											
J16 Alabama											
J20 @Tennessee											
J23 @Kentucky											
J26 Florida											
J30 @Texas											
F4 Texas A&M											
F6 @Ole Miss											
F10 Missouri											
F13 @Auburn											
F16 @Miss. State											
F20 Georgia											
F23 @Florida											
F27 Kentucky											
M1 Tennessee											
M5 @Texas A&M											

Cressler's Overall Statistics

Year	GP	GS	Min	Avg	FG	FGA	Pct	3FG	3FGA	Pct	FT	FTA	Pct	Off	Def	Tot	Avg	PF	FO	Ast	TO	Blk	Stl	Pts	Avg
2012-13	31	12	717	23.1	99	232	.427	54	134	.403	36	47	.766	29	87	116	3.7	54	0	24	31	1	19	288	9.3
2013-14	28	28	912	32.6	169	411	.411	68	187	.364	63	81	.778	20	98	118	4.2	78	3	45	59	2	14	469	16.8
2015-16	12	2	211	17.6	31	66	.470	12	38	.316	3	6	.500	4	30	34	2.8	22	0	15	13	1	0	77	6.4
TOTAL	71	42	1840	25.9	299	709	.422	134	359	.373	102	134	.761	53	215	268	3.8	154	3	84	103	4	33	834	11.7



MATTHEW FISHER-DAVIS

5

Sophomore, Guard
6'5" 185 lbs.
Charlotte, N.C.
Butler HS

SEASON HIGHS

Points: 12, vs. Detroit (12/2/15)
FG Made: 4, 3x, last vs. Dayton (12/9/15)
FG Atts: 10, vs. Stony Brook (11/19/15)
3FG Made: 4, vs. Detroit (12/2/15)
3FG Atts: 7, at Baylor (12/6/15)
FT Made: 4, vs. Stony Brook (11/19/15)
FT Atts: 4, last vs. Stony Brook (11/19/15)
Rebounds: 11, vs. Wofford (12/19/15)
Assists: 3, 2x, last at Baylor (12/6/15)
Turnovers: 3, vs. Gardner-Webb (11/16/15)
Blocks: 3, vs. Dayton (12/9/15)
Steals: 2, 2x last vs. Detroit (12/2/15)
Minutes: 37, at Baylor (12/6/15)

CAREER HIGHS

Points: 18, at Stanford (3/24/15)
FG Made: 6, at Stanford (3/24/15)
FG Atts: 13, at Stanford (3/24/15)
3FG Made: 6, at Stanford (3/24/15)
3FG Atts: 11, 2x, last at Stanford (3/24/15)
FT Made: 4, vs. Stony Brook (11/19/15)
FT Atts: 4, 2x, last vs. Stony Brook (11/19/15)
Rebounds: 11, vs. Wofford (12/19/15)
Assists: 7, vs. Dayton (12/9/15)
Turnovers: 5, at Stanford (3/24/15)
Blocks: 4, vs. S. Dakota St. (3/20/15)
Steals: 3, vs. Gardner-Webb (11/16/15)
Minutes: 37, at Baylor (12/6/15)

MISCELLANEOUS

	2015-16	Career
Double-Digit Pts.	5	16
3+ Threes	6	18
Double-Double	1	1

FISHER-DAVIS NOTEBOOK

- ★ Tallied season-high 12 points vs. Detroit. Had career-high seven rebounds vs. Dayton.
- ★ Had first double-double of his career with 10 points and career-high rebounds vs. Wofford.
- ★ Leads the SEC in 3FG% at .481.
- ★ Finished last season as the SEC's freshman leader in three-pointers made (2.1, 6th in conference) and was second in three-point percentage in all games (.401). In league games only, Fisher-Davis was fifth in threes made (2.2) and fourth in three-point percentage (.402).
- ★ Scored a career-high 18 points at Stanford in NIT Quarterfinals on a career-high six made threes.
- ★ Had three made threes against Purdue and W. Carolina.
- ★ Scored 11 points vs. Norfolk St.
- ★ 6'5 guard considered one of best shooters in 2014 class...Shot 67.5% from the floor, 49.1% from three, and 96% from the free throw line in his senior season at Butler HS.
- ★ Averaged 22 points, 13 rebounds, five assists, two steals and two blocks per game as a senior, and was named the SW4A Player of the Year and as a member of the Charlotte Observer's All-Observer team.
- ★ Chose Vanderbilt over Texas, Georgia, Baylor, Kansas State, Virginia, Oklahoma State, Arkansas, Alabama, and Wake Forest.

FISHER-DAVIS GAME-BY-GAME (SOPHOMORE)

Opponent	M	FG-A	3P-A	FT-A	Reb	PF	A	T	B	S	PTS
N13 Austin Peay*	20	2-6	2-5	0-0	1	1	3	0	0	1	6
N16 Gardner-Webb*	20	3-5	3-5	0-0	2	1	1	0	0	2	9
N19 Stony Brook*	34	3-10	1-5	4-4	4	1	1	0	0	0	11
N23 vs. St. Johns*	18	2-2	2-2	0-0	2	2	2	1	0	0	6
N24 vs. Wake Forest*	24	3-7	1-2	2-2	4	2	0	0	0	0	9
N25 vs. Kansas*	18	0-4	0-3	0-0	1	1	2	1	0	1	0
D2 Detroit	21	4-8	4-6	0-0	5	0	1	1	0	2	12
D6 @Baylor*	37	4-9	3-7	0-1	5	2	3	2	2	1	11
D9 Dayton*	27	4-8	3-6	0-0	7	1	0	2	3	0	11
D19 Wofford*	22	3-6	3-4	1-2	11	0	0	0	0	0	10
D22 @Purdue*	33	3-8	1-4	0-0	6	3	1	0	0	1	7
D30 W. Michigan*	24	3-5	3-5	0-0	1	3	0	0	0	0	9
J2 LSU											
J5 @Arkansas											
J9 @S. Carolina											
J12 Auburn											
J16 Alabama											
J20 @Tennessee											
J23 @Kentucky											
J26 Florida											
J30 @Texas											
F4 Texas A&M											
F6 @Ole Miss											
F10 Missouri											
F13 @Auburn											
F16 @Miss. State											
F20 Georgia											
F23 @Florida											
F27 Kentucky											
M1 Tennessee											
M5 @Texas A&M											

Fisher-Davis' Overall Statistics at Vanderbilt																											
Year	GP	GS	Min	Avg	FG	FGA	Pct	3FG	3FGA	Pct	FT	FTA	Pct	Off	Def	Tot	Avg	PF	FO	Ast	TO	Blk	Stl	Pts	Avg		
2014-15	34	11	777	22.9	80	228	.351	71	177	.401	15	21	.714	16	63	79	2.3	55	0	46	31	16	13	246	7.2		
2015-16	12	11	298	24.8	34	78	.436	26	54	.481	7	9	.778	7	42	49	4.1	17	0	14	7	5	8	101	8.4		
TOTAL	46	22	1075	23.4	114	306	.373	97	231	.420	22	30	.733	23	105	128	2.8	72	0	60	38	21	21	347	7.5		

Fisher-Davis' SEC Statistics at Vanderbilt																											
Year	GP	GS	Min	Avg	FG	FGA	Pct	3FG	3FGA	Pct	FT	FTA	Pct	Off	Def	Tot	Avg	PF	FO	Ast	TO	Blk	Stl	Pts	Avg		
2014-15	18	7	429	23.8	45	127	.354	39	97	.402	7	11	.636	9	36	45	2.5	27	0	26	17	7	7	136	7.6		
TOTAL	18	7	429	23.8	45	127	.354	39	97	.402	7	11	.636	9	36	45	2.5	27	0	26	17	7	7	136	7.6		



JOSH HENDERSON

40 Grad. Student, Center
7'0" 237 lbs.
Roanoke, Va.
Cave Spring HS

SEASON HIGHS

- Points:** 11, vs. Detroit (12/2/15)
- FG Made:** 4, vs. vs. Detroit (12/2/15)
- FG Atts:** 8, 2x, last at Purdue (12/22/15)
- 3FG Made:** 1 vs. Detroit (12/2/15)
- 3FG Atts:** 1 vs. Detroit (12/2/15)
- FT Made:** 5, 2x, last vs. Wofford (12/19/15)
- FT Atts:** 6, vs. Wake Forest (11/24/15)
- Rebounds:** 7, vs. Austin Peay (11/13/15)
- Assists:** 2, 3x last vs. W. Michigan (12/30/15)
- Turnovers:** 1, 4x last at Purdue (12/22/15)
- Blocks:** 3, vs. Detroit (12/2/15)
- Steals:** 2, vs. W. Michigan (12/30/15)
- Minutes:** 24, at Purdue (12/22/15)

CAREER HIGHS

- Points:** 13, 2x, last at Tennessee (1/29/13)
- FG Made:** 6, 2x, last at Tennessee (1/29/13)
- FG Atts:** 10, at Tennessee (1/29/13)
- 3FG Made:** 1 vs. Detroit (12/2/15)
- 3FG Atts:** 1, 5x, last vs. Detroit (12/2/15)
- FT Made:** 5, 3x, last vs. Wake Forest (11/24/15)
- FT Atts:** 8, vs. Loyola Marymount (11/25/13)
- Rebounds:** 7, 3x, last vs. Austin Peay (11/13/15)
- Assists:** 4, vs Bucknell (11/15/11)
- Turnovers:** 4, 2x, last vs. Alabama (2/2/13)
- Blocks:** 3, 3x, last vs. Detroit (12/2/15)
- Steals:** 3, at Texas (12/2/13)
- Minutes:** 32, 2x, last at Auburn (3/2/13)

HENDERSON NOTEBOOK

- ⊛ Played season-high 24 minutes at Purdue.
- ⊛ Scored season-high 11 points vs. Detroit.
- ⊛ Granted sixth year of eligibility by the NCAA in summer of 2015.
- ⊛ Played 13 solid minutes at Kentucky in 2015 - was 2-4 from floor and scored four points.
- ⊛ Scored season-high 12 points at Georgia Tech on 5-5 shooting.
- ⊛ Graduated with degree in Economics in May of 2014. Currently pursuing master's degree at the Owen School of Business.
- ⊛ Tore his ACL, MCL in his left knee vs. Marshall and missed the rest of the 2013-14 season.
- ⊛ Scored 12 points at Texas in 2013, and has averaged 10.5 points per game in his last four games.
- ⊛ Tallied six points in season opener vs. Georgia State.
- ⊛ Played in all 33 games and started 21 in 2012-13...Averaged 5.4 points and 3.4 rebounds per game.
- ⊛ Scored career-high 13 points on three occasions in 2012-13.
- ⊛ Played in eight games in 2011-12 and averaged 2.6 points and 2.9 rebounds.
- ⊛ Played in first game as a collegian against Oregon in 2011 - scored four points and had four rebounds in 11 minutes.
- ⊛ Scored a career-high 10 points vs. Monmouth (11/25/11); was 4-4 from the floor.
- ⊛ Has team-high four assists vs. Bucknell (11/15/11)
- ⊛ Redshirted in 2010-11.
- ⊛ Signed in the spring of 2010 with the Commodores.
- ⊛ 6'11" center chose Vanderbilt over Virginia, Wake Forest, Davidson, Cincinnati, Maryland, and Penn State.

HENDERSON GAME-BY-GAME (GRADUATE STUDENT)

Opponent	M	FG-A	3P-A	FT-A	Reb	PF	A	T	B	S	PTS
N13 Austin Peay	19	2-7	0-0	1-2	7	2	1	1	2	1	5
N16 Gardner-Webb	12	2-2	0-0	1-2	0	0	1	0	0	0	5
N19 Stony Brook	11	0-1	0-0	0-1	1	1	0	0	0	0	0
N23 vs. St. Johns	17	3-8	0-0	0-0	5	3	2	0	2	0	6
N24 vs. Wake Forest	11	2-3	0-0	5-6	2	4	0	0	0	0	9
N25 vs. Kansas	2	0-0	0-0	0-0	0	0	0	0	0	0	0
D2 Detroit	22	4-5	1-1	2-2	5	0	2	1	3	0	11
D6 @Baylor	6	0-0	0-0	2-2	2	1	0	0	0	0	2
D9 Dayton	15	0-2	0-1	4-4	2	3	0	1	1	0	4
D19 Wofford	14	2-5	0-0	5-5	4	3	0	1	0	0	9
D22 @Purdue	24	3-8	0-0	0-2	5	5	1	1	1	1	6
D30 W. Michigan	12	1-2	0-0	0-0	2	1	2	0	0	2	2
J2 LSU											
J5 @Arkansas											
J9 @S. Carolina											
J12 Auburn											
J16 Alabama											
J20 @Tennessee											
J23 @Kentucky											
J26 Florida											
J30 @Texas											
F4 Texas A&M											
F6 @Ole Miss											
F10 Missouri											
F13 @Auburn											
F16 @Miss. State											
F20 Georgia											
F23 @Florida											
F27 Kentucky											
M1 Tennessee											
M5 @Texas A&M											

Henderson's Overall Statistics at Vanderbilt																									
Year	GP	GS	Min	Avg	FG	FGA	Pct	3FG	3FGA	Pct	FT	FTA	Pct	Off	Def	Tot	Avg	PF	FO	Ast	TO	Blk	Stl	Pts	Avg
2011-12	8	0	69	8.6	8	17	.471	0	0	.000	5	9	.556	12	11	23	2.9	15	0	5	5	0	1	21	2.6
2012-13	33	21	678	20.5	73	157	.465	0	1	.000	31	60	.517	47	66	113	3.4	75	1	27	49	29	18	177	5.4
2013-14	8	3	152	19.0	21	43	.488	0	0	.000	11	17	.647	14	20	34	4.3	16	0	3	6	3	5	53	6.6
2014-15	24	2	175	7.3	22	44	.500	0	2	.000	8	13	.615	13	16	29	1.2	24	0	3	8	2	2	52	2.2
2015-16	12	0	165	13.8	19	43	.442	1	2	.500	20	26	.769	10	25	35	2.9	23	1	9	5	9	4	59	4.9
TOTAL	85	26	1239	14.6	143	304	.470	1	5	.200	75	125	.600	96	138	234	2.8	153	2	47	73	43	30	362	4.3
Henderson's SEC Statistics at Vanderbilt																									
Year	GP	GS	Min	Avg	FG	FGA	Pct	3FG	3FGA	Pct	FT	FTA	Pct	Off	Def	Tot	Avg	PF	FO	Ast	TO	Blk	Stl	Pts	Avg
2012-13	18	10	359	19.9	47	91	.516	0	1	.000	17	32	.531	22	37	59	3.3	42	1	9	30	17	8	111	6.2
2014-15	10	2	76	7.6	8	21	.381	0	1	.000	1	3	.333	4	1	5	0.5	9	0	2	2	1	1	17	1.7
TOTAL	28	12	435	15.5	55	112	.491	0	2	.000	18	35	.514	26	38	64	2.3	51	1	11	32	18	9	128	4.6



DAMIAN JONES

30 Junior, Center
7'0" 245 lbs.
Baton Rouge, La.
Scotlandville Magnet HS

SEASON HIGHS

Points: 21, vs. Wofford (12/19/15)
FG Made: 7, 2x, last vs. Wofford (12/19/15)
FG Atts: 13, 2x, last vs. Wofford (12/19/15)
3FG Made:
3FG Atts: 1, 2x last vs. Detroit (12/2/15)
FT Made: 7, 2x, last vs. Wofford (12/19/15)
FT Atts: 10, 2x, last vs. Wofford (12/19/15)
Rebounds: 10, 2x, last vs. Kansas (11/25/15)
Assists: 6, at Baylor (12/6/15)
Turnovers: 4, vs. Kansas (11/25/15)
Blocks: 4, vs. Wofford (12/19/15)
Steals: 1, 5x, last vs. W. Michigan (12/30/15)
Minutes: 34, vs. Kansas (11/25/15)

CAREER HIGHS

Points: 24, vs. Trevecca (11/16/14)
FG Made: 10, 2x, last at Saint Mary's (3/18/15)
FG Atts: 15, 2x, last vs. Lipscomb (11/20/14)
3FG Made: 1, vs. Rutgers (11/28/14)
3FG Atts: 1, 4x, last vs. Kansas (11/25/15)
FT Made: 9, 2x, last vs. Yale (1/3/15)
FT Atts: 13, 2x, last at Miss. St. (1/17/15)
Rebounds: 15, vs. Tennessee (3/12/15)
Assists: 6, at Baylor (12/6/15)
Turnovers: 6, 2x, last at Baylor (12/6/15)
Blocks: 7, at S. Carolina (2/13/14)
Steals: 2, at Kentucky (1/20/15)
Minutes: 41, vs. Texas A&M (2/15/14)

MISCELLANEOUS

	2015-16	Career
Double-Digit Pts.	9	57
Double-Doubles	2	9

JONES NOTEBOOK

- ⊕ Became 44th player in Vanderbilt history to eclipse the 1,000-point barrier with 13-point performance vs. Western Michigan.
- ⊕ Tallied season-high 21 points vs. Wofford.
- ⊕ Tallied two double-doubles in Maui, both 17 point and 10 rebound performances vs. Wake Forest and Kansas.
- ⊕ Scored in double figures in 57 career games.
- ⊕ 2015-16 preseason All-SEC first team selection by league's coaches and media.
- ⊕ First Team All-SEC selection by the league's coaches in 2014-15.
- ⊕ Tallied double figures in 28 games in 2014-15 and had 20+ points in eight games; scored 21 points and tied career-high with 10 made field goals at Saint Mary's.
- ⊕ Finished 10th in the SEC in scoring in all games (14.5).
- ⊕ Finished with 506 points as a sophomore, which is second on Vanderbilt's sophomore single-season scoring list.
- ⊕ Finished first in the SEC in FG% (.562) and 3rd in blocks (2.0).
- ⊕ Named to the All-SEC Freshman team by the league's coaches in 2013-14.
- ⊕ Averaged 11.3 points and 11.7 ppg in league play in 2013-14. Scored in double-figures in 20 games, and scored a career-high 19 points on two occasions (Georgia State (11/12); at Missouri (2/19))
- ⊕ Won SEC Freshman of the Week honors after averaging 16.5 points and 5.5 rebounds in games against Missouri and Auburn.
- ⊕ Posted five double-doubles in his freshman year.
- ⊕ Blocked a career-high seven blocks at South Carolina in 2014 (2/13), which also tied a school record for blocks in a game held by Will Perdue (vs. East Carolina, 12/28/87) and Festus Ezeli (at Georgia, 2/16/11)
- ⊕ Chose the Commodores over LSU, Oklahoma, Oklahoma State, Duke, Syracuse, Kansas, Stanford, Florida, and Alabama.
- ⊕ Averaged 15.4 points, 8.0 rebounds, 4.0 blocks, and 2.0 assists in his senior season at Scotlandville Magnet.
- ⊕ His Scotlandville teams won back-to-back state championships in his junior and senior seasons, and he was named Louisiana's 5A Player of the Year as a senior...Also captured four district championships...Was a member of the A Honor Roll.
- ⊕ Advice to youngsters: "Do your best in what you put most of your interest in."

JONES GAME-BY-GAME (JUNIOR)

Opponent	M	FG-A	3P-A	FT-A	Reb	PF	A	T	B	S	PTS
N13 Austin Peay*	16	6-12	0-0	0-0	5	4	0	2	1	1	12
N16 Gardner-Webb*	23	4-7	0-0	2-6	7	3	4	1	3	1	10
N19 Stony Brook*	29	6-13	0-0	1-4	6	3	1	2	1	0	13
N23 vs. St. Johns*	14	2-4	0-0	1-2	5	4	1	0	1	0	5
N24 vs. Wake Forest*	28	6-10	0-0	5-7	10	2	2	2	2	0	17
N25 vs. Kansas*	34	5-7	0-1	7-10	10	4	2	4	3	0	17
D2 Detroit*	15	4-6	0-1	2-7	3	2	0	2	1	0	10
D6 @Baylor*	31	2-7	0-0	5-6	8	1	6	3	3	1	9
D9 Dayton*	33	7-12	0-0	4-8	8	3	2	1	2	1	18
D19 Wofford*	28	7-13	0-0	7-10	7	0	1	2	4	0	21
D22 @Purdue*	15	3-7	0-0	0-0	3	5	1	2	0	0	6
D30 W. Michigan*	30	5-8	0-0	3-6	5	3	1	2	2	1	13
J2 LSU											
J5 @Arkansas											
J9 @S. Carolina											
J12 Auburn											
J16 Alabama											
J20 @Tennessee											
J23 @Kentucky											
J26 Florida											
J30 @Texas											
F4 Texas A&M											
F6 @Ole Miss											
F10 Missouri											
F13 @Auburn											
F16 @Miss. State											
F20 Georgia											
F23 @Florida											
F27 Kentucky											
M1 Tennessee											

Jones' Overall Statistics at Vanderbilt

Year	GP	GS	Min	Avg	FG	FGA	Pct	3pt	3ptA	Pct	FT	FTA	Pct	Off	Def	Tot	Avg	PF	FO	Ast	TO	Blk	Stl	Pts	Avg
2013-14	31	28	803	25.9	138	254	.543	0	0	.000	73	134	.545	57	119	176	5.7	104	3	7	56	43	9	349	11.3
2014-15	35	34	1020	29.1	186	331	.562	1	5	.200	133	222	.599	76	151	227	6.5	89	1	26	76	70	20	506	14.5
2015-16	12	12	296	24.7	57	106	.538	0	2	.000	37	66	.561	23	54	77	6.4	34	1	21	23	23	5	151	12.6
TOTAL	78	74	2119	27.2	381	691	.551	1	7	.143	243	422	.576	156	324	480	6.2	227	5	54	155	136	34	1006	12.9

Jones' SEC Statistics at Vanderbilt

Year	GP	GS	Min	Avg	FG	FGA	Pct	3pt	3ptA	Pct	FT	FTA	Pct	Off	Def	Tot	Avg	PF	FO	Ast	TO	Blk	Stl	Pts	Avg
2013-14	18	18	525	29.2	82	160	.513	0	0	.000	46	77	.597	38	79	117	6.5	67	2	5	37	26	7	210	11.7
2014-15	18	17	529	29.4	88	165	.533	0	1	.000	50	98	.510	33	67	100	5.6	46	1	9	36	37	10	226	12.6
TOTAL	36	35	1054	29.3	170	325	.523	0	1	.000	96	175	.549	71	146	217	6.0	113	3	14	73	63	17	436	12.1



CARTER JOSEPHS

14 Senior, Guard
6'0" 180 lbs.
San Antonio, Texas
Tom C. Clark HS

SEASON HIGHS

Points: 2, vs. Detroit (12/2/15)
FG Made: 1, vs. Detroit (12/2/15)
FG Atts: 1, vs. Detroit (12/2/15)
3FG Made:
3FG Atts:
FT Made:
FT Atts:
Rebounds: 1, 3x, last vs. W. Michigan (12/30/15)
Assists: 4, vs. Wofford (12/19/15)
Turnovers: 3, vs. Detroit (12/2/15)
Blocks:
Steals: 2, vs. Detroit (12/2/15)
Minutes: 11, vs. Austin Peay (11/13/15)

CAREER HIGHS

Points: 2, 2x last vs. Detroit (12/2/15)
FG Made: 1, 2x, last vs. Detroit (12/2/15)
FG Atts: 1, 3x, last vs. Detroit (12/2/15)
3FG Made:
3FG Atts:
FT Made:
FT Atts: 2, vs. Lipscomb (11/20/14)
Rebounds: 3, vs. Florida (2/25/14)
Assists: 9, at Auburn (2/22/14)
Turnovers: 3, 2x, last vs. Detroit (12/2/15)
Blocks:
Steals: 2, vs. Detroit (12/2/15)
Minutes: 21, at Ole Miss (3/8/14)

JOSEPHS NOTEBOOK

- ⊕ Had four assists in eight minutes played vs. Wofford.
- ⊕ Scored first two points of season vs. Detroit.
- ⊕ Played season-high 13 minutes vs. South Carolina in 2014-15 - dished out four assists.
- ⊕ Walk-on guard from San Antonio, Texas...Played at Tom C. Clark High School...Played in 20 games as a sopho more in 2013-14.
- ⊕ Did not score in 2013-14, but averaged 1.1 assists and 0.3 rebounds per game
- ⊕ Played significant minutes in the team's last six games of 2013-14, averaging 16.3 minutes per game.
- ⊕ Made first career start at Ole Miss in 2014.
- ⊕ Helped the Commodores to a win at Auburn on February 22, playing 16 minutes and dishing out nine assists.
- ⊕ Played 20 minutes against number one Florida, where he grabbed a career-high three rebounds and also adding two assists and a steal.
- ⊕ Was his high school team's captain and defensive MVP in 2011-12, where he averaged 7.8 points, 5.2 assists, and 3.7 rebounds per game.
- ⊕ Academically, he was a member of the National Honor Society and the Spanish National Honor Society, was a National Achievement Scholar Semifinalist, and won the Clark Principal's Award from 2009-12.
- ⊕ Double majoring in Computer Science and Economics.
- ⊕ Advice to youngsters: "Work harder than everyone else."

JOSEPHS GAME-BY-GAME (JUNIOR)

Opponent	M	FG-A	3P-A	FT-A	Reb	PF	A	T	B	S	PTS
N13 Austin Peay	11	0-0	0-0	0-0	0	0	1	0	0	0	0
N16 Gardner-Webb	5	0-0	0-0	0-0	1	1	1	0	0	0	0
N19 Stony Brook	DNP										
N23 vs. St. Johns	7	0-0	0-0	0-0	0	0	0	1	0	0	0
N24 vs. Wake Forest	3	0-0	0-0	0-0	0	0	1	0	0	0	0
N25 vs. Kansas	DNP										
D2 Detroit	8	1-1	0-0	0-0	1	1	3	3	0	2	2
D6 @Baylor	DNP										
D9 Dayton	DNP										
D19 Wofford	8	0-0	0-0	0-0	1	0	4	0	0	0	0
D22 @Purdue	1	0-0	0-0	0-0	0	0	0	0	0	0	0
D30 W. Michigan	2	0-0	0-0	0-0	1	0	1	0	0	0	0
J2 LSU											
J5 @Arkansas											
J9 @S. Carolina											
J12 Auburn											
J16 Alabama											
J20 @Tennessee											
J23 @Kentucky											
J26 Florida											
J30 @Texas											
F4 Texas A&M											
F6 @Ole Miss											
F10 Missouri											
F13 @Auburn											
F16 @Miss. State											
F20 Georgia											
F23 @Florida											
F27 Kentucky											
M1 Tennessee											
M5 @Texas A&M											

Josephs' Overall Statistics at Vanderbilt

Year	GP	GS	Min	Avg	FG	FGA	Pct	3FG	3FGA	Pct	FT	FTA	Pct	Off	Def	Tot	Avg	PF	FO	Ast	TO	Blk	Stl	Pts	Avg
2012-13	6	0	6	1.0	1	1	1.000	0	0	.000	0	0	.000	0	0	0	0.0	1	0	0	0	0	0	2	0.3
2013-14	20	1	160	8.0	0	1	.000	0	0	.000	0	1	.000	0	7	7	0.4	17	0	22	8	0	6	0	0.0
2014-15	13	0	52	4.0	0	0	.000	0	0	.000	0	2	.000	0	5	5	0.4	7	0	8	3	0	0	0	0.0
2015-16	8	0	45	5.6	1	1	1.000	0	0	.000	0	0	.000	0	4	4	0.5	2	0	11	4	0	2	2	0.3
TOTAL	47	1	263	5.6	2	3	.667	0	0	.000	0	3	.000	0	16	16	0.3	27	0	41	15	0	8	40.1	

SEC Statistics at Vanderbilt

Year	GP	GS	Min	Avg	FG	FGA	Pct	3FG	3FGA	Pct	FT	FTA	Pct	Off	Def	Tot	Avg	PF	FO	Ast	TO	Blk	Stl	Pts	Avg
2012-13	2	0	2	1.0	1	1	1.000	0	0	.000	0	0	.000	0	0	0	0.0	1	0	0	0	0	0	2	1.0
2013-14	14	1	127	9.1	0	1	.000	0	0	.000	0	0	.000	0	6	6	0.4	15	0	21	5	0	5	0	0.0
2014-15	6	0	39	6.5	0	0	.000	0	0	.000	0	0	.000	0	4	4	0.7	6	0	8	0	0	0	0	0.0
TOTAL	21	0	147	7.0	1	2	.500	0	0	.000	0	0	.000	0	10	10	0.5	18	0	24	3	0	4	2	0.1



CAMRON JUSTICE

O

Freshman, Guard
6'3" 180 lbs.
Hindman, Ky.
Knott County Central HS

SEASON HIGHS

Points: 11, vs. St. Johns (11/23/15)
FG Made: 4, vs. St. Johns (11/23/15)
FG Atts: 7, vs. St. Johns (11/23/15)
3FG Made: 3, vs. St. Johns (11/23/15)
3FG Atts: 6, vs. St. Johns (11/23/15)
FT Made: 2, 2x, last vs. Kansas (11/25/15)
FT Atts: 2, 2x, last vs. Kansas (11/25/15)
Rebounds: 3, 2x, last vs. Kansas (11/25/15)
Assists: 2, vs. St. Johns (11/23/15)
Turnovers: 2, vs. St. Johns (11/23/15)
Blocks:
Steals: 2, 2x, last vs. Kansas (11/25/15)
Minutes: 23, vs. Wake Forest (11/24/15)

CAREER HIGHS

Points: 11, vs. St. Johns (11/23/15)
FG Made: 4, vs. St. Johns (11/23/15)
FG Atts: 7, vs. St. Johns (11/23/15)
3FG Made: 3, vs. St. Johns (11/23/15)
3FG Atts: 6, vs. St. Johns (11/23/15)
FT Made: 2, 2x, last vs. Kansas (11/25/15)
FT Atts: 2, 2x, last vs. Kansas (11/25/15)
Rebounds: 3, 2x, last vs. Kansas (11/25/15)
Assists: 2, vs. St. Johns (11/23/15)
Turnovers: 2, vs. St. Johns (11/23/15)
Blocks:
Steals: 2, 2x, last vs. Kansas (11/25/15)
Minutes: 23, vs. Wake Forest (11/24/15)

MISCELLANEOUS

JUSTICE NOTEBOOK

- Returned to action against Western Michigan after being sidelined with a groin injury for five games.
- Scored career-high 11 points vs. St. Johns in first game of Maui Jim Maui Invitational.
- Helped lead his Knott County Central team to its third consecutive Sweet 16 appearance in the spring of 2014.
- As a senior in 2015, he was named the Gatorade Player of the Year and Mr. Basketball for the state of Kentucky after averaging 28.5 points, 6.2 assists, 5.2 rebounds, and 2.4 steals per game.
- A two-time First Team All-State selection by The Louisville Courier-Journal and Lexington Herald-Leader, he shot 53.9 percent from the field, 42.3 percent from 3-point range and 84.7 percent from the free-throw line as a senior.
- Justice was the third-leading scorer (3,588 points) in Kentucky history and ranked third in three-pointers (393). Only Kelly Coleman of Wayland High School (1953-56, 4,337 points) and Charlie Osborne of Flat Gap High School (1953-57, 3,647 points) have scored more points.
- Named a McDonald's and Parade All-American.
- Plans to major in Economics...Has one brother, Caleb

JUSTICE GAME-BY-GAME (FRESHMAN)

Opponent	M	FG-A	3P-A	FT-A	Reb	PF	A	T	B	S	PTS
N13 Austin Peay	15	2-3	2-3	2-2	2	2	1	1	0	0	8
N16 Gardner-Webb	17	1-4	1-1	0-0	0	2	0	0	0	2	3
N19 Stony Brook	9	1-2	0-1	0-0	1	0	0	0	0	0	2
N23 vs. St. Johns	18	4-7	3-6	0-0	3	1	2	2	0	0	11
N24 vs. Wake Forest	23	1-2	0-1	0-0	2	3	0	0	0	1	2
N25 vs. Kansas	19	3-6	1-4	2-2	3	0	0	1	0	2	9
D2 Detroit	DNP										
D6 @Baylor	DNP										
D9 Dayton	DNP										
D19 Wofford	DNP										
D22 @Purdue	DNP										
D30 W. Michigan	9	1-5	1-4	0-0	0	1	0	0	0	0	3
J2 LSU											
J5 @Arkansas											
J9 @S. Carolina											
J12 Auburn											
J16 Alabama											
J20 @Tennessee											
J23 @Kentucky											
J26 Florida											
J30 @Texas											
F4 Texas A&M											
F6 @Ole Miss											
F10 Missouri											
F13 @Auburn											
F16 @Miss. State											
F20 Georgia											
F23 @Florida											
F27 Kentucky											
M1 Tennessee											
M5 @Texas A&M											

Justice's Overall Statistics at Vanderbilt

Year	GP	GS	Min	Avg	FG	FGA	Pct	3FG	3FGA	Pct	FT	FTA	Pct	Off	Def	Tot	Avg	PF	FO	Ast	TO	Blk	Stl	Pts	Avg
2015-16	7	0	110	15.7	13	29	.448	8	20	.400	4	4	1.000	1	10	11	1.6	9	0	3	4	0	5	38	5.4
TOTAL	7	0	110	15.7	13	29	.448	8	20	.400	4	4	1.000	1	10	11	1.6	9	0	3	4	0	5	38	5.4



LUKE KORNET

3

Junior, Forward
7'1" 240 lbs.
Lantana, Texas
Liberty Christian HS

SEASON HIGHS

- Points:** 14, vs. Kansas (11/25/15)
- FG Made:** 6, vs. St. John's (11/23/15)
- FG Atts:** 13, vs. Stony Brook (11/19/15)
- 3FG Made:** 2, vs. Kansas (11/25/15)
- 3FG Atts:** 7, vs. Kansas (11/25/15)
- FT Made:** 4, vs. Gardner-Webb (11/16/15)
- FT Atts:** 5, vs. Austin Peay (11/13/15)
- Rebounds:** 13, vs. Austin Peay (11/13/15)
- Assists:** 3, 2x, last vs. St. John's (11/23/15)
- Turnovers:** 2, at Baylor (12/6/15)
- Blocks:** 5, vs. Detroit (12/2/15)
- Steals:** 1, 3x, last vs. Kansas (11/25/15)
- Minutes:** 37, vs. Stony Brook (11/19/15)

CAREER HIGHS

- Points:** 24, vs. Tennessee State (11/23/14)
- FG Made:** 10, vs. Tennessee State (11/23/14)
- FG Atts:** 15, at Georgia (1/27/15)
- 3FG Made:** 5, at Tennessee (2/26/15)
- 3FG Atts:** 8, at Georgia (1/27/15)
- FT Made:** 4, 3x, last at Tennessee (2/26/15)
- FT Atts:** 6, vs. Trevecca (11/16/14)
- Rebounds:** 13, vs. Austin Peay (11/13/15)
- Assists:** 4, 2x, last vs. South Carolina (2/7/15)
- Turnovers:** 4, vs. Tennessee (2/11/15)
- Blocks:** 5, vs. Detroit (12/2/15)
- Steals:** 3, vs. Miss. State (2/1/14)
- Minutes:** 37, vs. Stony Brook (11/19/15)

MISCELLANEOUS

	2015-16	Career
Double-Digit Pts.	4	25
3+ Threes		7

KORNET NOTEBOOK

- ✪ Missed Western Michigan game due to left knee injury.
- ✪ Grabbed 11 rebounds and had a career-high five blocks vs. Detroit. Leads SEC in blocks (2.8/game).
- ✪ Averaged 11.7 ppg in three games in Maui - scored a season-high 14 points vs. Kansas with four blocks.
- ✪ Tallied second career double-double vs. Austin Peay (13 pts, 13 rebs) - the 13 rebs was a new career high.
- ✪ Made career-high five threes and scored 21 points at Tennessee in 2015.
- ✪ Scored in double figures in 18 games as a sophomore and made three or more threes in six games.
- ✪ Scored 22 points vs. LSU off of the bench, a career-high in SEC games. He was 9-13 from the floor.
- ✪ Scored career-high 24 points on 10-11 shooting vs. Tenn. State... He tied the Memorial Gym record for FG% held by Jeffrey Taylor, who was also 10-11 from the floor vs. Tennessee State on December 19, 2009.
- ✪ Played in 30 games and started two as a true freshman; averaged 4.0 points, 2.3 rebounds, and 0.8 assists per game in 2013-14; Scored in double-figures in three games.
- ✪ Tallied a career-high 13 points at Ole Miss (3/8).
- ✪ Made two or more threes in six games as a freshman.
- ✪ Grew seven inches in his senior season and then two more when he arrived on campus.
- ✪ Son of Frank Kornet, a former Vanderbilt basketball standout of his own from 1986-89.
- ✪ Averaged 15.0 points, 8.0 rebounds, 3.0 blocks, and 3.0 steals at Liberty Christian School in Argyle, Texas.
- ✪ Team was a state finalist in 2013, and were District TAPPS 5A-1 Champions in 2013.
- ✪ Named to TAPPS 5A First Team All-State in 2012-13, and was an honorable all-state selection in 2011-12.
- ✪ Named to TAPPS 5A-1 First Team All-District team in 2011-12 and 2012-13...Denton Record Chronicle Defensive Player of the Area in 2012-13...Selected to the 2013 TAPPS State All-Tournament Team, and was also a member of the 2012 and 2013 Academic All-State Team.
- ✪ Advice to youngsters: "Your life is a gift from God, so do everything possible to give back to Him."

KORNET GAME-BY-GAME (SOPHOMORE)

Opponent	M	FG-A	3P-A	FT-A	Reb	PF	A	T	B	S	PTS
N13 Austin Peay*	26	5-9	0-2	3-5	13	1	3	1	4	0	13
N16 Gardner-Webb*	12	3-5	0-2	4-4	1	1	0	0	1	1	10
N19 Stony Brook	29	3-13	0-5	3-4	6	2	1	0	3	0	9
N23 vs. St. Johns*	23	6-10	0-3	1-3	7	1	3	0	2	0	13
N24 vs. Wake Forest*	14	4-10	0-1	0-0	6	4	0	1	2	1	8
N25 vs. Kansas*	29	5-12	2-7	2-2	4	1	1	1	4	1	14
D2 Detroit*	16	1-1	0-0	0-0	11	2	1	0	5	0	2
D6 @Baylor*	18	2-4	1-2	2-2	4	4	1	2	1	0	7
D9 Dayton	DNP										
D19 Wofford	DNP										
D22 @Purdue	DNP										
D30 W. Michigan	DNP										
J2 LSU											
J5 @Arkansas											
J9 @S. Carolina											
J12 Auburn											
J16 Alabama											
J20 @Tennessee											
J23 @Kentucky											
J26 Florida											
J30 @Texas											
F4 Texas A&M											
F6 @Ole Miss											
F10 Missouri											
F13 @Auburn											
F16 @Miss. State											
F20 Georgia											
F23 @Florida											
F27 Kentucky											
M1 Tennessee											
M5 @Texas A&M											

Year	GP	GS	Min	Avg	FG	FGA	Pct	3FG	3FGA	Pct	FT	FTA	Pct	Off	Def	Tot	Avg	PF	FO	Ast	TO	Blk	Stl	Pts	Avg
2013-14	30	2	460	15.3	45	131	.344	21	89	.236	8	15	.533	19	49	68	2.3	34	0	23	21	17	9	119	4.0
2014-15	35	14	756	21.6	106	214	.495	50	125	.400	42	55	.764	32	88	120	3.4	67	1	37	41	38	7	304	8.7
2015-16	8	7	167	20.9	29	64	.453	3	22	.136	15	20	.750	19	33	52	6.5	16	0	10	5	22	3	76	9.5
TOTAL	73	23	1383	18.9	180	409	.440	74	236	.314	65	90	.722	70	170	240	3.3	117	1	70	67	77	19	499	6.8

Year	GP	GS	Min	Avg	FG	FGA	Pct	3FG	3FGA	Pct	FT	FTA	Pct	Off	Def	Tot	Avg	PF	FO	Ast	TO	Blk	Stl	Pts	Avg
2013-14	18	1	279	15.5	24	78	.308	12	57	.211	4	9	.444	10	29	39	2.2	16	0	13	13	10	7	64	3.6
2014-15	18	4	401	22.3	56	119	.471	28	72	.389	21	25	.840	14	44	58	3.2	32	1	22	19	15	5	161	8.9
TOTAL	36	5	680	18.9	80	197	.406	40	129	.310	25	34	.735	24	73	97	2.7	48	1	35	32	25	12	225	6.3



RILEY LACHANCE

13

Sophomore, Guard
6'2" 182 lbs.
Brookfield, Wis.
Brookfield HS

SEASON HIGHS

- Points:** 14, vs. W. Michigan (12/30/15)
- FG Made:** 5, 2x, last vs. W. Michigan (12/30/15)
- FG Atts:** 12, vs. W. Michigan (12/30/15)
- 3FG Made:** 3, 2x, last vs. Dayton (12/6/15)
- 3FG Atts:** 7, vs. W. Michigan (12/30/15)
- FT Made:** 2, 4x, last vs. W. Michigan (12/30/15)
- FT Atts:** 2, 4x, last vs. W. Michigan (12/30/15)
- Rebounds:** 5, vs. Detroit (12/2/15)
- Assists:** 6, vs. Gardner-Webb (11/16/15)
- Turnovers:** 3, 2x, last vs. Dayton (12/6/15)
- Blocks:** 1, vs. Stony Brook (11/19/15)
- Steals:** 3, vs. Gardner-Webb (11/16/15)
- Minutes:** 38, vs. Stony Brook (11/19/15)

CAREER HIGHS

- Points:** 26, 2x, last vs. W. Carolina (12/16/14)
- FG Made:** 9, vs. Purdue (12/13/14)
- FG Atts:** 18, at Florida (2/18/15)
- 3FG Made:** 5, 2x, last at Ole Miss (3/7/15)
- 3FG Atts:** 9, 2x, last at Ole Miss (3/7/15)
- FT Made:** 5, 2x, last vs. W. Carolina (12/16/14)
- FT Atts:** 5, 4x, last vs. Georgia (1/14/15)
- Rebounds:** 9, vs. Missouri (2/21/15)
- Assists:** 8, at Ole Miss (3/7/15)
- Turnovers:** 5, vs. Florida (2/3/15)
- Blocks:** 1, 2x, last vs. Stony Brook (11/19/15)
- Steals:** 5, vs. Penn (12/22/14)
- Minutes:** 42, 2x, last vs. Tennessee (2/11/15)

MISCELLANEOUS

	2015-16	Career
Double-Digit Pts.	4	28
20+ Point games		3

LACHANCE NOTEBOOK

- ⊕ Scored double figures in five games this season - fourth in the SEC in assist to turnover ratio (2.9).
- ⊕ Tallied season-high 14 points vs. Western Michigan.
- ⊕ Scored 13 points, had six assists, and four assists vs. Gardner-Webb; also scored 13 points vs. Stony Brook.
- ⊕ Named to preseason All-SEC 2nd Team by league coaches.
- ⊕ Named to the SEC All-Freshman team in 2015; SEC freshman leader in points scored in all games and second in threes made.
- ⊕ Third on Vanderbilt's single-season freshman scoring list with 429 points - one of only four Vanderbilt freshman to ever eclipse 400-point barrier.
- ⊕ Seventh in threes made (2.1) and eighth in minutes (33.3). Second amongst freshmen in SEC in threes made behind teammate Matthew Fisher-Davis.
- ⊕ Captured four SEC Freshmen of the Week honors this season. The four freshman honors is a new program record.
- ⊕ Scored in double figures in 24 games in 2014-15, scored 20 or more points in four contests.
- ⊕ Ended freshman season with 102 assists, third on the freshman single-season list.
- ⊕ Scored 19 points and dished out career-best eight assists in win at Ole Miss.
- ⊕ Had a career-high nine rebounds vs. Missouri.
- ⊕ Scored a career-high 26 points in win over Purdue and 26 vs. Western Carolina.
- ⊕ 6'2 guard who lead his Brookfield Central High School team in Wisconsin to a 24-1 record as a senior when he averaged 23.0 points and 2.6 assists per game...Left Brookfield as the school's all-time leading scorer (1,643 points).
- ⊕ Was voted the top point guard in the state of Wisconsin by Wisconsin Hoops, and was the Player of the Year for Waukesha County.
- ⊕ Also Brookfield's single-season scoring leader with 543 points, and the all-time leader in steals with 188.
- ⊕ Major is Human and Organizational Development.

LACHANCE GAME-BY-GAME (SOPHOMORE)

Opponent	M	FG-A	3P-A	FT-A	Reb	PF	A	T	B	S	PTS
N13 Austin Peay*	17	3-7	1-3	0-0	2	0	4	0	0	1	7
N16 Gardner-Webb*	27	4-7	3-5	2-2	4	2	6	3	0	3	13
N19 Stony Brook*	38	5-8	2-4	1-2	1	2	3	1	1	0	13
N23 vs. St. Johns*	21	3-6	1-4	0-0	0	2	3	0	0	0	7
N24 vs. Wake Forest*	26	4-9	1-3	0-0	0	3	6	1	0	1	9
N25 vs. Kansas*	27	3-7	1-3	0-0	4	4	1	1	0	0	7
D2 Detroit*	28	3-7	2-4	2-2	5	1	5	0	0	1	10
D6 @Baylor*	37	2-8	1-4	2-2	1	0	1	1	0	0	7
D9 Dayton*	36	4-10	3-6	0-0	3	4	1	3	0	0	11
D19 Wofford*	29	2-4	2-2	0-0	0	2	1	2	0	0	6
D22 @Purdue*	27	0-6	0-3	0-0	2	2	2	0	0	0	0
D30 W. Michigan*	27	5-12	2-7	2-2	3	1	5	1	0	0	14
J2 LSU											
J5 @Arkansas											
J9 @S. Carolina											
J12 Auburn											
J16 Alabama											
J20 @Tennessee											
J23 @Kentucky											
J26 Florida											
J30 @Texas											
F4 Texas A&M											
F6 @Ole Miss											
F10 Missouri											
F13 @Auburn											
F16 @Miss. State											
F20 Georgia											
F23 @Florida											
F27 Kentucky											
M1 Tennessee											
M5 @Texas A&M											

LaChance's Overall Statistics at Vanderbilt

Year	GP	GS	Min	Avg	FG	FGA	Pct	3FG	3FGA	Pct	FT	FTA	Pct	Off	Def	Tot	Avg	PF	FO	Ast	TO	Blk	Stl	Pts	Avg
2014-15	35	35	1166	33.3	147	337	.436	66	173	.382	69	79	.873	10	100	110	3.1	46	0	102	47	1	25	429	12.3
2015-16	12	12	340	28.3	38	91	.418	19	48	.396	9	10	.900	3	22	25	2.1	23	0	38	13	1	6	104	8.7
TOTAL	47	47	1506	32.0	185	428	.432	85	221	.385	78	89	.876	13	122	135	2.9	69	0	140	60	2	31	533	11.3

LaChance's SEC Statistics at Vanderbilt

Year	GP	GS	Min	Avg	FG	FGA	Pct	3FG	3FGA	Pct	FT	FTA	Pct	Off	Def	Tot	Avg	PF	FO	Ast	TO	Blk	Stl	Pts	Avg
2014-15	18	18	622	34.6	73	177	.412	35	91	.385	38	45	.844	6	56	62	3.4	27	0	54	29	0	10	219	12.2
TOTAL	18	18	622	34.6	73	177	.412	35	91	.385	38	45	.844	6	56	62	3.4	27	0	54	29	0	10	219	12.2



PHILLIP MCGLOIN

20

Sophomore, Guard
6'1" 183 lbs.
Washington, D.C.
Mercersburg Academy

SEASON HIGHS

Points: 3, 2x, last vs. Wofford (12/19/15)
FG Made: 1, 3x, last vs. Wofford (12/19/15)
FG Atts: 2, 2x, last vs. Wofford (12/19/15)
3FG Made: 1, 2x, last vs. Wofford (12/19/15)
3FG Atts: 1, 3x, last vs. Wofford (12/19/15)
FT Made: 2, vs. St. John's (11/23/15)
FT Atts: 2, 2x, last vs. St. John's (11/23/15)
Rebounds: 2, vs. Wake Forest (11/24/15)
Assists:
Turnovers:
Blocks:
Steals:
Minutes: 5, vs. Detroit (12/2/15)

CAREER HIGHS

Points: 3, 2x, last vs. Wofford (12/19/15)
FG Made: 1, 3x, last vs. Wofford (12/19/15)
FG Atts: 2, 2x, last vs. Wofford (12/19/15)
3FG Made: 1, 2x, last vs. Wofford (12/19/15)
3FG Atts: 1, 3x, last vs. Wofford (12/19/15)
3FG Atts: 1, 2x, last vs. Detroit (12/2/15)
FT Made: 2, vs. St. John's (11/23/15)
FT Atts: 2, 2x, last vs. St. John's (11/23/15)
Rebounds: 2, 2x, last vs. Wake Forest (11/24/15)
Assists: 1, vs. Missouri (2/21/15)
Turnovers: 2, vs. Penn (12/22/14)
Blocks:
Steals:
Minutes: 5, vs. Detroit (12/2/15)

MISCELLANEOUS

MCGLOIN NOTEBOOK

- ☛ Scored first points of his career in win over Gardner-Webb; also scored three points vs. Wofford.
- ☛ Made first appearance of his career in 2014 in final seconds of win over Purdue.
- ☛ Made the team as a walk-on in October of 2014.
- ☛ Played at Sidwell Friends in Washington, D.C., where his team won two Mid-Atlantic Conference championships and he was named an All-MAC first-team selection in his senior season.
- ☛ Averaged 19.5 points, 6.0 assists, and 5.5 rebounds per game with the Quakers.
- ☛ Member of the School Senate at Sidwell Friends and also named a National Achievement Scholar.
- ☛ Plans to major in Environmental Engineering.

MCGLOIN'S GAME-BY-GAME (FRESHMAN)

Opponent	M	FG-A	3P-A	FT-A	Reb	PF	A	T	B	S	PTS
N13 Austin Peay	1	0-1	0-0	0-0	0	0	0	0	0	0	0
N16 Gardner-Webb	2	1-1	1-1	1-2	1	1	0	0	0	0	3
N19 Stony Brook	DNP										
N23 vs. St. Johns	2	0-0	0-0	2-2	0	0	0	0	0	0	2
N24 vs. Wake Forest	2	0-2	0-1	0-0	2	0	0	0	0	0	0
N25 vs. Kansas	DNP										
D2 Detroit	5	1-2	0-1	0-0	0	2	0	0	0	0	2
D6 @Baylor	DNP										
D9 Dayton	DNP										
D19 Wofford	1	1-2	1-2	0-0	0	0	0	0	0	0	3
D22 @Purdue	DNP										
D30 W. Michigan	1	0-0	0-0	0-0	0	1	0	0	0	0	0
J2 LSU											
J5 @Arkansas											
J9 @S. Carolina											
J12 Auburn											
J16 Alabama											
J20 @Tennessee											
J23 @Kentucky											
J26 Florida											
J30 @Texas											
F4 Texas A&M											
F6 @Ole Miss											
F10 Missouri											
F13 @Auburn											
F16 @Miss. State											
F20 Georgia											
F23 @Florida											
F27 Kentucky											
M1 Tennessee											
M5 @Texas A&M											

McGloin's Overall Statistics at Vanderbilt

Year	GP	GS	Min	Avg	FG	FGA	Pct	3FG	3FGA	Pct	FT	FTA	Pct	Off	Def	Tot	Avg	PF	FO	Ast	TO	Blk	Stl	Pts	Avg
2014-15	5	0	5	1.0	0	1	.000	0	1	.000	0	0	.000	0	3	3	0.6	0	0	1	3	0	0	0	0.0
2015-16	7	0	14	2.0	3	8	.375	2	5	.400	3	4	.750	0	3	3	0.4	2	0	0	0	0	0	11	1.6
TOTAL	12	0	19	1.6	3	9	.333	2	6	.333	3	4	.750	0	6	6	0.5	2	0	1	3	0	0	11	0.9

McGloin's SEC Statistics at Vanderbilt

Year	GP	GS	Min	Avg	FG	FGA	Pct	3FG	3FGA	Pct	FT	FTA	Pct	Off	Def	Tot	Avg	PF	FO	Ast	TO	Blk	Stl	Pts	Avg
2014-15	2	0	0	0.0	0	0	.000	0	0	.000	0	0	.000	0	1	1	1.0	1	0	1	0	0	0	0	0.0
TOTAL	2	0	0	0.0	0	0	.000	0	0	.000	0	0	.000	0	1	1	1.0	1	0	1	0	0	0	0	0.0



JEFF ROBERSON

11

Sophomore, Forward
6'6" 220 lbs.
Houston, Texas
The Kinkaid School

SEASON HIGHS

- Points:** 18, vs. Gardner-Webb (11/16/15)
- FG Made:** 6, vs. Gardner-Webb (11/16/15)
- FG Atts:** 10, at Purdue (12/22/15)
- 3FG Made:** 2, at Purdue (12/22/15)
- 3FG Atts:** 3, 3x, last at Purdue (12/22/15)
- FT Made:** 6, vs. W. Michigan (12/30/15)
- FT Atts:** 7, vs. W. Michigan (12/30/15)
- Rebounds:** 13, vs. St. John's (11/23/15)
- Assists:** 2, vs. Kansas (11/25/15)
- Turnovers:** 4, at Baylor (12/6/15)
- Blocks:** 2, vs. Detroit (12/2/15)
- Steals:** 2, at Baylor (12/6/15)
- Minutes:** 35, at Purdue (12/22/15)

CAREER HIGHS

- Points:** 18, vs. Gardner-Webb (11/16/15)
- FG Made:** 6, vs. Gardner-Webb (11/16/15)
- FG Atts:** 8, vs. Gardner-Webb (11/16/15)
- 3FG Made:** 2, 3x, last at Purdue (12/22/15)
- 3FG Atts:** 3, 2x, last at Purdue (12/22/15)
- FT Made:** 6, vs. W. Michigan (12/30/15)
- FT Atts:** 7, vs. W. Michigan (12/30/15)
- Rebounds:** 13, vs. St. John's (11/23/15)
- Assists:** 4, at Georgia (1/27/15)
- Turnovers:** 4, 4x, last at Baylor (12/6/15)
- Blocks:** 2, 2x, last vs. Detroit (12/2/15)
- Steals:** 2, 4x, last at Baylor (12/6/15)
- Minutes:** 35, 2x, last at Purdue (12/22/15)

MISCELLANEOUS

	2015-16	Career
Double-Digit Pts.	6	9
10+ Rebounds	2	2

ROBERSON NOTEBOOK

- ✪ Had second double-double of the year with 11 points and 10 rebounds vs. Western Michigan.
- ✪ Scored 12 points in season-best 35 minutes at Purdue.
- ✪ Grabbed career-high 13 rebounds in win over St. John's in Maui.
- ✪ Scored career-high 18 points and tied his career high with eight rebounds in win over Gardner-Webb.
- ✪ Started 24 games as a true freshman in 2014-15; averaged 4.7 ppg and shot 45.5% from three.
- ✪ Scored career-high 12 points vs. Tennessee at Memorial Gym.
- ✪ Scored eight points at Georgia Tech on 4-of-5 shooting; also scored eight points vs. Penn and 4-5 from floor.
- ✪ Tied a career high with eight rebounds against Baylor.
- ✪ Played career-high 35 minutes vs. LaSalle and scored seven points and grabbed seven rebounds.
- ✪ Left The Kinkaid School as the school's all-time leading scorer with 1,743 points.
- ✪ Averaged 20.1 points, 9.2 rebounds, 2.0 assists, and 1.5 steals per game in his senior season at the Kinkaid School in Houston.
- ✪ Named a finalist for the Guy V. Lewis Award, which is given to the top high school player in the city of Houston.
- ✪ As a senior, Roberson shot 66.8% from the floor, 48% from three-point range, and 78% from the free throw line.
- ✪ Chose Vanderbilt over Georgia Tech, Saint Louis, and Harvard.

ROBERSON GAME-BY-GAME (SOPHOMORE)

Opponent	M	FG-A	3P-A	FT-A	Reb	PF	A	T	B	S	PTS
N13 Austin Peay	DNP										
N16 Gardner-Webb	21	6-8	1-2	5-6	8	2	0	1	0	0	18
N19 Stony Brook*	14	1-2	0-0	2-2	1	3	0	2	0	1	4
N23 vs. St. Johns	19	3-6	2-3	3-4	13	2	0	1	1	1	11
N24 vs. Wake Forest	20	3-5	1-2	3-5	7	3	0	0	0	0	10
N25 vs. Kansas	15	0-2	0-1	0-0	1	2	2	1	1	0	0
D2 Detroit	17	3-5	1-2	1-2	5	1	1	0	2	0	8
D6 @Baylor	24	2-3	0-0	0-0	3	2	0	4	0	2	4
D9 Dayton*	29	0-0	0-0	1-2	3	4	1	1	0	0	1
D19 Wofford*	30	4-8	1-3	4-4	7	2	1	1	0	0	13
D22 @Purdue*	35	4-10	2-3	2-3	3	5	0	0	0	2	12
D30 W. Michigan*	34	2-5	1-3	6-7	10	4	1	3	0	1	11
J2 LSU											
J5 @Arkansas											
J9 @S. Carolina											
J12 Auburn											
J16 Alabama											
J20 @Tennessee											
J23 @Kentucky											
J26 Florida											
J30 @Texas											
F4 Texas A&M											
F6 @Ole Miss											
F10 Missouri											
F13 @Auburn											
F16 @Miss. State											
F20 Georgia											
F23 @Florida											
F27 Kentucky											
M1 Tennessee											
M5 @Texas A&M											

Roberson's Overall Statistics at Vanderbilt

Year	GP	GS	Min	Avg	FG	FGA	Pct	3FG	3FGA	Pct	FT	FTA	Pct	Off	Def	Tot	Avg	PF	FO	Ast	TO	Blk	Stl	Pts	Avg
2014-15	33	24	637	19.3	50	103	.485	15	33	.455	40	64	.625	32	70	102	3.1	86	2	37	48	10	13	155	4.7
2015-16	11	5	258	23.5	28	54	.519	9	19	.474	27	35	.771	20	41	61	5.5	30	1	6	14	4	8	92	8.4
TOTAL	44	29	895	20.3	78	157	.497	24	52	.462	67	99	.677	52	111	163	3.7	116	3	43	62	14	21	247	5.6

Roberson's SEC Statistics at Vanderbilt

Year	GP	GS	Min	Avg	FG	FGA	Pct	3FG	3FGA	Pct	FT	FTA	Pct	Off	Def	Tot	Avg	PF	FO	Ast	TO	Blk	Stl	Pts	Avg
2014-15	16	11	313	19.6	22	49	.449	7	13	.538	24	40	.600	18	29	47	2.9	43	1	20	23	3	6	75	4.7
TOTAL	16	11	313	19.6	22	49	.449	7	13	.538	24	40	.600	18	29	47	2.9	43	1	20	23	3	6	75	4.7



SAMIR SEHIC

21

Freshman, Forward
6'9" 247 lbs.
Atlanta, Ga.
Cy Woods HS

SEASON HIGHS

Points: 3, 2x, last at Purdue (12/22/15)
FG Made: 1, 4x, last at Purdue (12/22/15)
FG Atts: 5, vs. Austin Peay (11/13/15)
3FG Made: 1, 2x, last at Purdue (12/22/15)
3FG Atts: 1, 2x, last at Purdue (12/22/15)
FT Made: 2, vs. Gardner-Webb (11/16/15)
FT Atts: 2, 4x, last vs. W. Michigan (12/30/15)
Rebounds: 7, vs. Austin Peay (11/13/15)
Assists:
Turnovers: 1, vs. Gardner-Webb (11/16/15)
Blocks:
Steals:
Minutes: 15, vs. Austin Peay (11/13/15)

CAREER HIGHS

Points: 3, 2x, last at Purdue (12/22/15)
FG Made: 1, 4x, last at Purdue (12/22/15)
FG Atts: 5, vs. Austin Peay (11/13/15)
3FG Made: 1, 2x, last at Purdue (12/22/15)
3FG Atts: 1, 2x, last at Purdue (12/22/15)
FT Made: 2, vs. Gardner-Webb (11/16/15)
FT Atts: 2, 3x, last vs. Detroit (12/2/15)
Rebounds: 7, vs. Austin Peay (11/13/15)
Assists:
Turnovers: 1, vs. Gardner-Webb (11/16/15)
Blocks:
Steals:
Minutes: 15, vs. Austin Peay (11/13/15)

MISCELLANEOUS

SEHIC NOTEBOOK

- ⊛ Tied career high with three points at Purdue.
- ⊛ Originally from Bosnia, Sehic thrives as a bruising skilled forward who can score inside and out.
- ⊛ As a junior with Cy Woods High School in Cypress Texas, he averaged 17.6 points, 13 rebounds, 1.8 assists, and 1.1 blocks per game.
- ⊛ As a senior, he averaged 20 points, 14 rebounds, two assists, one block and one steal.
- ⊛ Holds Cy Woods record for points, rebounds, and games played.
- ⊛ Named MVP of his district, was a two-time all-state and academic all-state selection.
- ⊛ Son of Jasmin and Amra Sehic...Has one sister, Melissa.
- ⊛ Recipient of the Jerry H. Smith Scholarship.
- ⊛ Advice to youngsters: "It's never too early to start focusing on a dream or goal."

SEHIC GAME-BY-GAME (FRESHMAN)

Opponent	M	FG-A	3P-A	FT-A	Reb	PF	A	T	B	S	PTS
N13 Austin Peay	15	1-5	0-0	0-0	7	2	0	0	0	0	2
N16 Gardner-Webb	7	0-1	0-0	2-2	0	0	0	1	0	0	2
N19 Stony Brook	7	1-2	0-0	0-0	2	0	0	0	0	0	2
N23 vs. St. Johns	7	1-2	1-1	0-2	3	1	0	0	0	0	3
N24 vs. Wake Forest	4	0-1	0-0	0-0	1	1	0	0	0	0	0
N25 vs. Kansas	DNP										
D2 Detroit	10	0-1	0-0	1-2	3	1	0	0	0	0	1
D6 @Baylor	DNP										
D9 Dayton	3	0-0	0-0	0-0	0	1	0	0	0	0	0
D19 Wofford	8	0-1	0-1	0-0	1	2	1	1	0	0	0
D22 @Purdue	4	1-1	1-1	0-0	0	0	0	0	0	0	3
D30 W. Michigan	3	0-0	0-0	1-2	0	1	1	0	0	0	1
J2 LSU											
J5 @Arkansas											
J9 @S. Carolina											
J12 Auburn											
J16 Alabama											
J20 @Tennessee											
J23 @Kentucky											
J26 Florida											
J30 @Texas											
F4 Texas A&M											
F6 @Ole Miss											
F10 Missouri											
F13 @Auburn											
F16 @Miss. State											
F20 Georgia											
F23 @Florida											
F27 Kentucky											
M1 Tennessee											
M5 @Texas A&M											

Sehic's Overall Statistics at Vanderbilt

Year	GP	GS	Min	Avg	FG	FGA	Pct	3FG	3FGA	Pct	FT	FTA	Pct	Off	Def	Tot	Avg	PF	FO	Ast	TO	Blk	Stl	Pts	Avg
2015-16	10	0	68	6.8	4	14	.286	2	3	.667	4	8	.500	7	10	17	1.7	8	0	2	2	0	0	14	1.4
TOTAL	10	0	68	6.8	4	14	.286	2	3	.667	4	8	.500	7	10	17	1.7	8	0	2	2	0	0	14	1.4



JOE TOYE

2

Freshman, Guard
6'7" 201 lbs.
Chicago, Ill.
Whitney Young HS

SEASON HIGHS

Points: 10, vs. Detroit (12/2/15)
FG Made: 3, 4x, last vs. vs. Detroit (12/2/15)
FG Atts: 6, vs. Austin Peay (11/13/15)
3FG Made: 1, 3x, last vs. Wofford (12/19/15)
3FG Atts: 1, 5x, last vs. Wofford (12/19/15)
FT Made: 4, vs. Detroit (12/2/15)
FT Atts: 6, vs. Detroit (12/2/15)
Rebounds: 4, 2x, vs. Detroit (12/2/15)
Assists: 1, 2x, last vs. Wofford (12/19/15)
Turnovers: 1, 3x, vs. Detroit (12/2/15)
Blocks: 1, vs Wofford (12/19/15)
Steals: 1, 2x, last vs. Wake Forest (11/24/15)
Minutes: 16, vs. Wofford (12/19/15)

CAREER HIGHS

Points: 10, vs. Detroit (12/2/15)
FG Made: 3, 4x, last vs. vs. Detroit (12/2/15)
FG Atts: 6, vs. Austin Peay (11/13/15)
3FG Made: 1, 3x, last vs. Wofford (12/19/15)
3FG Atts: 1, 5x, last vs. Wofford (12/19/15)
FT Made: 4, vs. Detroit (12/2/15)
FT Atts: 6, vs. Detroit (12/2/15)
Rebounds: 4, 2x, vs. Detroit (12/2/15)
Assists: 1, 2x, last vs. Wofford (12/19/15)
Turnovers: 1, 3x, vs. Detroit (12/2/15)
Blocks: 1, vs Wofford (12/19/15)
Steals: 1, 2x, last vs. Wake Forest (11/24/15)
Minutes: 16, vs. Wofford (12/19/15)

MISCELLANEOUS

TOYE NOTEBOOK

- ✪ Played career-high 16 minutes vs. Wofford.
- ✪ Scored career-high 10 points vs. Detroit - tied his career high with three made field goals.
- ✪ Signed with the Commodores in November of 2014.
- ✪ Was ranked as the sixth-best player in the state of Illinois and a four-star prospect by ESPN, and was also ranked as the 113th-best prospect in the nation by Rivals.com.
- ✪ Toye and his twin sister Elizabeth are both Division I basketball signees - Elizabeth signed with Wisconsin.
- ✪ Attended Whitney Young High School in Chicago, where he was named as a First-Team All-City selection.
- ✪ Averaged 18.0 points, 7.0 rebounds, 2.0 assists, 2.0 steals, and 1.5 blocks as a senior.
- ✪ Chose the Commodores over Iowa, Memphis, Creighton, Bradley, UIC, and Missouri.
- ✪ Recipient of the Edie and David Johnson Family Basketball Scholarship.
- ✪ Advice to youngsters: "Don't let negative influences in your life."

TOYE GAME-BY-GAME (FRESHMAN)

Opponent	M	FG-A	3P-A	FT-A	Reb	PF	A	T	B	S	PTS
N13 Austin Peay	10	3-6	1-1	0-0	0	0	0	1	0	1	7
N16 Gardner-Webb	10	3-4	0-1	2-4	3	1	0	1	0	0	8
N19 Stony Brook	3	0-0	0-0	0-0	0	0	0	0	0	0	0
N23 vs. St. Johns	10	3-4	0-0	3-4	4	0	0	0	0	0	9
N24 vs. Wake Forest	6	1-2	1-1	0-0	0	0	1	0	0	1	3
N25 vs. Kansas	DNP										
D2 Detroit	12	3-5	0-1	4-6	4	4	0	1	0	0	10
D6 @Baylor	DNP										
D9 Dayton	12	1-4	0-0	0-0	2	1	0	0	0	0	2
D19 Wofford	16	2-3	1-1	1-2	2	2	1	0	1	0	2
D22 @Purdue	9	2-4	0-0	1-2	2	1	0	0	0	1	5
D30 W. Michigan	8	2-2	0-0	0-0	0	2	1	0	0	0	4
J2 LSU											
J5 @Arkansas											
J9 @S. Carolina											
J12 Auburn											
J16 Alabama											
J20 @Tennessee											
J23 @Kentucky											
J26 Florida											
J30 @Texas											
F4 Texas A&M											
F6 @Ole Miss											
F10 Missouri											
F13 @Auburn											
F16 @Miss. State											
F20 Georgia											
F23 @Florida											
F27 Kentucky											
M1 Tennessee											
M5 @Texas A&M											

Toye's Overall Statistics at Vanderbilt

Year	GP	GS	Min	Avg	FG	FGA	Pct	3FG	3FGA	Pct	FT	FTA	Pct	Off	Def	Tot	Avg	PF	FO	Ast	TO	Blk	Stl	Pts	Avg
2015-16	10	0	96	9.6	20	34	.588	3	5	.600	11	18	.611	3	14	17	1.7	11	0	3	3	1	3	54	5.4
TOTAL	10	0	96	9.6	20	34	.588	3	5	.600	11	18	.611	3	14	17	1.7	11	0	3	3	1	3	54	5.4



NATHAN WATKINS

10 Senior, Guard
6'5" 186 lbs.
Brentwood, Tenn.
Ensworth School

SEASON HIGHS

- Points:**
- FG Made:**
- FG Atts:**
- 3FG Made:**
- 3FG Atts:** 1, vs. Austin Peay (11/13/15)
- FT Made:**
- FT Atts:** 2, vs. Austin Peay (11/13/15)
- Rebounds:** 2, vs. Austin Peay (11/13/15)
- Assists:**
- Turnovers:**
- Blocks:**
- Steals:**
- Minutes:** 6, vs. Detroit (12/2/15)

CAREER HIGHS

- Points:** 7, at Auburn (2/22/14)
- FG Made:** 2, 2x, last vs. LSU (3/6/14)
- FG Atts:** 6, at Auburn (2/22/14)
- 3FG Made:** 1, 2x, last vs. LSU (3/6/14)
- 3FG Atts:** 5, at Auburn (2/22/14)
- FT Made:** 3, at Tennessee (3/1/14)
- FT Atts:** 4, at Tennessee (3/1/14)
- Rebounds:** 4, vs. Miss. State (3/12/14)
- Assists:**
- Turnovers:** 2, vs. Alabama A&M (12/15/12)
- Blocks:**
- Steals:** 1, at Mississippi State (2/23/13)
- Minutes:** 16, at Auburn (2/22/14)

WATKINS NOTEBOOK

- ✪ Walk-on guard from Brentwood, Tenn., who played at Ensworth School in Nashville.
- ✪ Played in 12 games as a junior in 2014-15.
- ✪ Played in nine games in 2013-14, including five out of the last six.
- ✪ Averaged 2.3 points and 0.9 rebounds per game.
- ✪ Scored the first point of his career against Northeastern (1/4/14).
- ✪ Played a career-high 16 minutes in a win at Auburn (2/22/14), where he helped contribute to the win with seven points and three rebounds.
- ✪ Scored six points at Tennessee (3/1/14)...Grabbed four rebounds vs. Miss. State (3/12/14) in the SEC Tournament.
- ✪ Averaged 13 points and five rebounds in his senior season at Ensworth, where he was team captain.
- ✪ In his junior and senior years, he was a part of two state and regional championship teams, and his Ensworth squad claimed the 2012 Naples Daily News Tournament Championship.
- ✪ Individually, he was named to the TSSAA State All-Tournament team and the Tennessee Prep Hoops All-Region team in his senior season, while also being named a finalist for the Moss-Oliver Award, an award the Nashville City Civitan Club presents annually to a girl and boy basketball player from a Nashville high school who excels in athletics, academics, school activities and community involvement.
- ✪ Majoring in Medicine, Health, and Society.
- ✪ Nickname is Swatkins.
- ✪ Advice to youngsters: "Never be satisfied with where you're at."

WATKINS GAME-BY-GAME (SENIOR)

Opponent	M	FG-A	3P-A	FT-A	Reb	PF	A	T	B	S	PTS
N13 Austin Peay	4	0-0	0-0	0-2	2	1	0	0	0	0	0
N16 Gardner-Webb	2	0-0	0-0	0-0	0	0	0	0	0	0	0
N19 Stony Brook	DNP										
N23 vs. St. Johns	2	0-0	0-0	0-0	1	0	0	0	0	0	0
N24 vs. Wake Forest	2	0-0	0-0	0-0	0	0	0	0	0	0	0
N25 vs. Kansas	DNP										
D2 Detroit	6	0-0	0-0	0-0	1	0	0	0	0	0	0
D6 @Baylor	DNP										
D9 Dayton	DNP										
D19 Wofford	2	0-0	0-0	0-0	0	0	0	0	0	0	0
D22 @Purdue	DNP										
D30 W. Michigan	1	0-0	0-0	0-0	0	0	0	0	0	0	0
J2 LSU											
J5 @Arkansas											
J9 @S. Carolina											
J12 Auburn											
J16 Alabama											
J20 @Tennessee											
J23 @Kentucky											
J26 Florida											
J30 @Texas											
F4 Texas A&M											
F6 @Ole Miss											
F10 Missouri											
F13 @Auburn											
F16 @Miss. State											
F20 Georgia											
F23 @Florida											
F27 Kentucky											
M1 Tennessee											
M5 @Texas A&M											

Watkins' Overall Statistics at Vanderbilt

Year	GP	GS	Min	Avg	FG	FGA	Pct	3FG	3FGA	Pct	FT	FTA	Pct	Off	Def	Tot	Avg	PF	FO	Ast	TO	Blk	Stl	Pts	Avg
2012-13	5	0	5	1.0	0	1	.000	0	1	.000	0	0	.000	0	1	1	0.2	0	0	0	2	0	1	0	0.0
2013-14	9	0	53	5.9	5	18	.278	3	15	.200	8	11	.727	2	6	8	0.9	3	0	0	4	0	0	21	2.3
2014-15	12	0	18	1.5	0	2	.000	0	2	.000	0	0	.000	0	1	1	0.1	2	0	0	1	0	0	0	0.0
2015-16	7	0	19	2.7	0	0	.000	0	0	.000	0	2	.000	1	3	4	0.6	1	0	0	0	0	0	0	0.0
TOTAL	33	0	95	2.9	5	21	.238	3	18	.167	8	13	.615	3	11	14	0.4	6	0	0	7	0	1	21	0.6

Watkins' SEC Statistics at Vanderbilt

Year	GP	GS	Min	Avg	FG	FGA	Pct	3FG	3FGA	Pct	FT	FTA	Pct	Off	Def	Tot	Avg	PF	FO	Ast	TO	Blk	Stl	Pts	Avg
2012-13	2	0	2	1.0	0	1	.000	0	1	.000	0	0	.000	0	0	0	0.0	0	0	0	0	0	1	0	0.0
2013-14	5	0	39	7.8	5	16	.313	3	13	.231	7	8	.875	1	3	4	0.8	1	0	0	3	0	0	20	4.0
2014-15	5	0	8	1.6	0	2	.000	0	2	.000	0	0	.000	0	0	0	0.0	0	0	0	0	0	0	0	0.0
TOTAL	12	0	49	4.1	5	19	.263	3	16	.188	7	8	.875	1	3	4	0.3	1	0	0	3	0	1	20	1.7

2015-16 Vanderbilt Basketball
Vanderbilt Combined Team Statistics (as of Dec 31, 2015)
All games

RECORD:	OVERALL	HOME	AWAY	NEUTRAL
ALL GAMES	8-4	6-1	0-2	2-1
CONFERENCE	0-0	0-0	0-0	0-0
NON-CONFERENCE	8-4	6-1	0-2	2-1

##	Player	gp-gs	min	avg	Total		3-Point		F-Throw		Rebounds				pf	dq	a	to	blk	stl	pts	avg						
					fg-fga	fg%	3fg-fga	3fg%	ft-fa	ft%	off	def	tot	avg														
04	BALDWIN IV, Wade	12-11	338	28.2	57-113	.504	18-38	.474	44-53	.830	3	42	45	3.8	34	2	47	32	2	20	176	14.7						
30	JONES, Damian	12-12	296	24.7	57-106	.538	0-2	.000	37-66	.561	23	54	77	6.4	34	1	21	23	23	5	151	12.6						
03	KORNET, Luke	8-7	167	20.9	29-64	.453	3-22	.136	15-20	.750	19	33	52	6.5	16	0	10	5	22	3	76	9.5						
13	LACHANCE, Riley	12-12	340	28.3	38-91	.418	19-48	.396	9-10	.900	3	22	25	2.1	23	0	38	13	1	6	104	8.7						
05	FISHER-DAVIS, Matth	12-11	298	24.8	34-78	.436	26-54	.481	7-9	.778	7	42	49	4.1	17	0	14	7	5	8	101	8.4						
11	ROBERSON, Jeff	11-5	258	23.5	28-54	.519	9-19	.474	27-35	.771	20	41	61	5.5	30	1	6	14	4	8	92	8.4						
24	CRESSLER, Nolan	12-2	211	17.6	31-66	.470	12-38	.316	3-6	.500	4	30	34	2.8	22	0	15	13	1	0	77	6.4						
00	JUSTICE, Camron	7-0	110	15.7	13-29	.448	8-20	.400	4-4	1.000	1	10	11	1.6	9	0	3	4	0	5	38	5.4						
02	TOYE, Joe	10-0	96	9.6	20-34	.588	3-5	.600	11-18	.611	3	14	17	1.7	11	0	3	3	1	3	54	5.4						
40	HENDERSON, Josh	12-0	165	13.8	19-43	.442	1-2	.500	20-26	.769	10	25	35	2.9	23	1	9	5	9	4	59	4.9						
20	MCGLOIN, Phillip	7-0	14	2.0	3-8	.375	2-5	.400	3-4	.750	0	3	3	0.4	2	0	0	0	0	0	11	1.6						
21	SEHIC, Samir	10-0	68	6.8	4-14	.286	2-3	.667	4-8	.500	7	10	17	1.7	8	0	2	2	0	0	14	1.4						
14	JOSEPHS, Carter	8-0	45	5.6	1-1	1.000	0-0	.000	0-0	.000	0	4	4	0.5	2	0	11	4	0	2	2	0.3						
10	WATKINS, Nathan	7-0	19	2.7	0-0	.000	0-0	.000	0-2	.000	1	3	4	0.6	1	0	0	0	0	0	0	0.0						
Team											16	19	35	2		3												
Total.....		12	2425	334-701		.476	103-256	.402	184-261	.705	117	352	469	39.1	234	5	179	128	68	64	955	79.6						
Opponents.....		12	2425	258-721		.358	58-214	.271	168-243	.691	144	293	437	36.4	230	-	101	145	27	62	742	61.8						

TEAM STATISTICS	VU	OPP	Date	Opponent	Score	Att.	
SCORING	955	742	11/13/15	AUSTIN PEAY	w 80-41	10116	
Points per game	79.6	61.8	11/16/15	GARDNER-WEBB	w 98-62	9728	
Scoring margin	+17.8	-	11/19/15	STONY BROOK	Wot 79-72	9819	
FIELD GOALS-ATT	334-701	258-721	# 11/23/15	vs ST JOHNS	w 92-55	2400	
Field goal pct	.476	.358	# 11/24/15	vs Wake Forest	w 86-64	2400	
3 POINT FG-ATT	103-256	58-214	# 11/25/15	vs KANSAS	L 63-70	2400	
3-point FG pct	.402	.271	12/02/15	DETROIT	w 102-52	9958	
3-pt FG made per game	8.6	4.8	12/6/15	at Baylor	L 67-69	7084	
FREE THROWS-ATT	184-261	168-243	12/09/15	DAYTON	L 67-72	10469	
Free throw pct	.705	.691	12/19/15	WOFFORD	w 80-56	10667	
F-Throws made per game	15.3	14.0	12/22/15	at Purdue	L 55-68	14846	
REBOUNDS	469	437	12/30/15	WESTERN MICHIGAN	w 86-61	10092	
Rebounds per game	39.1	36.4	#- Maui Jim Maui Invitational, Lahaina, Hawaii				
Rebounding margin	+2.7	-	* = Conference game				
ASSISTS	179	101					
Assists per game	14.9	8.4					
TURNOVERS	128	145					
Turnovers per game	10.7	12.1					
Turnover margin	+1.4	-					
Assist/turnover ratio	1.4	0.7					
STEALS	64	62					
Steals per game	5.3	5.2					
BLOCKS	68	27					
Blocks per game	5.7	2.3					
ATTENDANCE	70849	29130					
Home games-Avg/Game	7-10121	2-10965					
Neutral site-Avg/Game	-	3-2400					

Score by Periods	1st	2nd	OT	Totals
Vanderbilt	466	476	13	955
Opponents	312	424	6	742

2015-16 Vanderbilt Basketball
 Vanderbilt Team Game-by-Game (as of Dec 31, 2015)
 All games

TEAM STATISTICS

Opponent	Date	Score		Total		3-Pointers		Free throws		Rebounds				pf	a	t/o	blk	stl	pts	avg
				fg-fga	pct	3fg-fga	pct	ft-fta	pct	off	def	tot	avg							
AUSTIN PEAY	11/13/15	80-41	W	32-72	.444	8-19	.421	8-15	.533	17	34	51	51.0	19	17	9	8	6	80	80.0
GARDNER-WEBB	11/16/15	98-62	W	32-55	.582	11-23	.478	23-32	.719	10	25	35	43.0	19	19	10	5	9	98	89.0
STONY BROOK	11/19/15	79-72	Wot	29-65	.446	5-18	.278	16-23	.696	7	27	34	40.0	16	8	6	5	3	79	85.7
vs ST JOHNS	11/23/15	92-55	W	33-62	.532	12-25	.480	14-21	.667	13	36	49	42.2	20	21	11	6	3	92	87.2
vs Wake Forest	11/24/15	86-64	W	31-63	.492	7-17	.412	17-22	.773	13	30	43	42.4	25	14	8	4	6	86	87.0
vs KANSAS	11/25/15	63-70	L	23-56	.411	6-27	.222	11-15	.733	6	26	32	40.7	21	11	11	8	5	63	83.0
DETROIT	12/02/15	102-52	W	35-61	.574	12-26	.462	20-30	.667	11	42	53	42.4	14	18	12	11	7	102	85.7
at Baylor	12/6/15	67-69	L	22-47	.468	10-21	.476	13-17	.765	9	23	32	41.1	17	17	17	6	6	67	83.4
DAYTON	12/09/15	67-72	L	21-51	.412	6-17	.353	19-25	.760	7	24	31	40.0	21	6	13	6	3	67	81.6
WOFFORD	12/19/15	80-56	W	25-50	.500	10-17	.588	20-27	.741	6	37	43	40.3	15	14	11	5	1	80	81.4
at Purdue	12/22/15	55-68	L	22-63	.349	5-16	.313	6-11	.545	11	23	34	39.7	27	12	11	1	8	55	79.0
WESTERN MICHIGAN	12/30/15	86-61	W	29-56	.518	11-30	.367	17-23	.739	7	25	32	39.1	20	22	9	3	7	86	79.6
Vanderbilt		955		334-701	.476	103-256	.402	184-261	.705	117	352	469	39.1	234	179	128	68	64	955	79.6
Opponents		742		258-721	.358	58-214	.271	168-243	.691	144	293	437	36.4	230	101	145	27	62	742	61.8

Games played: 12
 Points/game: 79.6
 FG Pct: 47.6
 3FG Pct: 40.2
 FT Pct: 70.5

Rebounds/game: 39.1
 Assists/game: 14.9
 Turnovers/game: 10.7
 Assist/turnover ratio: 1.4
 Steals/game: 5.3
 Blocks/game: 5.7

2015-16 Vanderbilt Basketball
 Vanderbilt Opponent Game-by-Game (as of Dec 31, 2015)
 All games

OPPONENT STATISTICS

Opponent	Date	Score		Total		3-Pointers		Free throws		Rebounds				pf	a	t/o	blk	stl	pts	avg
				fg-fga	pct	3fg-fga	pct	ft-fta	pct	off	def	tot	avg							
AUSTIN PEAY	11/13/15	80-41	W	14-64	.219	1-16	.063	12-19	.632	17	28	45	45.0	14	1	14	0	4	41	41.0
GARDNER-WEBB	11/16/15	98-62	W	21-50	.420	7-20	.350	13-18	.722	6	19	25	35.0	27	6	19	1	2	62	51.5
STONY BROOK	11/19/15	79-72	Wot	30-66	.455	4-17	.235	8-12	.667	10	33	43	37.7	21	11	15	5	2	72	58.3
vs ST JOHNS	11/23/15	92-55	W	18-60	.300	2-16	.125	17-22	.773	9	17	26	34.8	17	6	8	3	8	55	57.5
vs Wake Forest	11/24/15	86-64	W	19-58	.328	3-18	.167	23-32	.719	16	21	37	35.2	22	7	12	2	7	64	58.8
vs KANSAS	11/25/15	63-70	L	25-55	.455	8-16	.500	12-22	.545	8	31	39	35.8	11	8	12	1	6	70	60.7
DETROIT	12/02/15	102-52	W	16-70	.229	11-27	.407	9-12	.750	13	21	34	35.6	22	4	15	1	6	52	59.4
at Baylor	12/6/15	67-69	L	26-65	.400	5-11	.455	12-20	.600	20	19	39	36.0	17	18	7	3	7	69	60.6
DAYTON	12/09/15	67-72	L	27-60	.450	5-15	.333	13-22	.591	15	26	41	36.6	21	9	12	1	7	72	61.9
WOFFORD	12/19/15	80-56	W	21-61	.344	8-21	.381	6-9	.667	5	25	30	35.9	23	9	6	2	6	56	61.3
at Purdue	12/22/15	55-68	L	21-58	.362	2-19	.105	24-31	.774	14	29	43	36.5	14	14	11	8	5	68	61.9
WESTERN MICHIGAN	12/30/15	86-61	W	20-54	.370	2-18	.111	19-24	.792	11	24	35	36.4	21	8	14	0	2	61	61.8
Opponents		742		258-721	.358	58-214	.271	168-243	.691	144	293	437	36.4	230	101	145	27	62	742	61.8
Vanderbilt		955		334-701	.476	103-256	.402	184-261	.705	117	352	469	39.1	234	179	128	68	64	955	79.6

Games played: 12
 Points/game: 61.8
 FG Pct: 35.8
 3FG Pct: 27.1
 FT Pct: 69.1

Rebounds/game: 36.4
 Assists/game: 8.4
 Turnovers/game: 12.1
 Assist/turnover ratio: 0.7
 Steals/game: 5.2
 Blocks/game: 2.3

2015-16 Vanderbilt Basketball
Vanderbilt Points-Rebounds-Assists (as of Dec 31, 2015)
All games

Opponent	Date	Score		00	02	03	04	05	10	11
				JUSTICE,CA	TOYE,JOE	KORNET,LUK	BALDWIN IV	FISHER-DAV	WATKINS,NA	ROBERSON,J
AUSTIN PEAY	11/13/15	80-41	w	8-2-1	7-0-0	13-13-3	14-4-4	6-1-3	0-2-0	DNP
GARDNER-WEBB	11/16/15	98-62	w	3-0-0	8-3-0	10-1-0	9-1-2	9-2-1	0-0-0	18-8-0
STONY BROOK	11/19/15	79-72	w	2-1-0	0-0-0	9-6-1	21-6-2	11-4-1	DNP	4-1-0
vs ST JOHNS	11/23/15	92-55	w	11-3-2	9-4-0	13-7-3	9-3-6	6-2-2	0-1-0	11-13-0
vs Wake Forest	11/24/15	86-64	w	2-2-0	3-0-1	8-6-0	17-4-2	9-4-0	0-0-0	10-7-0
vs KANSAS	11/25/15	63-70	L	9-3-0	DNP	14-4-1	11-2-2	0-1-2	DNP	0-1-2
DETROIT	12/02/15	102-52	w	DNP	10-4-0	2-11-1	20-4-3	12-5-1	0-1-0	8-5-1
at Baylor	12/6/15	67-69	L	DNP	DNP	7-4-1	19-4-4	11-5-3	DNP	4-3-0
DAYTON	12/09/15	67-72	L	DNP	2-2-0	DNP	18-0-2	11-7-0	DNP	1-3-1
WOFFORD	12/19/15	80-56	w	DNP	6-2-1	DNP	10-5-5	10-11-0	0-0-0	13-7-1
at Purdue	12/22/15	55-68	L	DNP	5-2-0	DNP	13-8-5	7-6-1	DNP	12-3-0
WESTERN MICHIGAN	12/30/15	86-61	w	3-0-0	4-0-1	DNP	15-4-10	9-1-0	0-0-0	11-10-1

Opponent	Date	Score		13	14	20	21	24	30	40
				LACHANCE,R	JOSEPHS,CA	MCGLOIN,PH	SEHIC,SAMI	CRESSLER,N	JONES,DAMI	HENDERSON,
AUSTIN PEAY	11/13/15	80-41	w	7-2-4	0-0-1	0-0-0	2-7-0	6-4-0	12-5-0	5-7-1
GARDNER-WEBB	11/16/15	98-62	w	13-4-6	0-1-1	4-1-0	2-0-0	7-4-4	10-7-4	5-0-1
STONY BROOK	11/19/15	79-72	w	13-1-3	DNP	DNP	2-2-0	4-1-0	13-6-1	0-1-0
vs ST JOHNS	11/23/15	92-55	w	7-0-3	0-0-0	2-0-0	3-3-0	10-2-2	5-5-1	6-5-2
vs Wake Forest	11/24/15	86-64	w	9-0-6	0-0-1	0-2-0	0-1-0	2-4-2	17-10-2	9-2-0
vs KANSAS	11/25/15	63-70	L	7-4-1	DNP	DNP	DNP	5-4-1	17-10-2	0-0-0
DETROIT	12/02/15	102-52	w	10-5-5	2-1-3	2-0-0	1-3-0	14-2-2	10-3-0	11-5-2
at Baylor	12/6/15	67-69	L	7-1-1	DNP	DNP	DNP	8-2-2	9-8-6	2-2-0
DAYTON	12/09/15	67-72	L	11-3-1	DNP	DNP	0-0-0	2-5-0	18-8-2	4-2-0
WOFFORD	12/19/15	80-56	w	6-0-1	0-1-4	3-0-0	0-1-1	2-2-0	21-7-1	9-4-0
at Purdue	12/22/15	55-68	L	0-2-2	0-0-0	DNP	3-0-0	3-1-2	6-3-1	6-5-1
WESTERN MICHIGAN	12/30/15	86-61	w	14-3-5	0-1-1	0-0-0	1-0-1	14-3-0	13-5-1	2-2-2

2015-16 Vanderbilt Basketball
Vanderbilt Game-by-Game Highs (as of Dec 31, 2015)
All games

Opponent	Date	Score	Points	Rebounds	Assists	Steals	Blocked shots
AUSTIN PEAY	11/13/15	80-41	14-BALDWIN IV, Wad	13-KORNET, Luke	4-BALDWIN IV, Wad LACHANCE, Riley	1-LACHANCE, Riley BALDWIN IV, Wade TOYE, Joe JONES, Damian HENDERSON, Josh FISHER-DAVIS, Mat	4-KORNET, Luke
GARDNER-WEBB	11/16/15	98-62	18-ROBERSON, Jeff	8-ROBERSON, Jeff	6-LACHANCE, Riley	3-LACHANCE, Riley	3-JONES, Damian
STONY BROOK	11/19/15	79-72	21-BALDWIN IV, Wad	6-JONES, Damian BALDWIN IV, Wade KORNET, Luke	3-LACHANCE, Riley	2-BALDWIN IV, Wad	3-KORNET, Luke
vs ST JOHNS	11/23/15	92-55	13-KORNET, Luke	13-ROBERSON, Jeff	6-BALDWIN IV, Wad	2-BALDWIN IV, Wad	2-KORNET, Luke HENDERSON, Josh
vs Wake Forest	11/24/15	86-64	17-BALDWIN IV, Wad JONES, Damian	10-JONES, Damian	6-LACHANCE, Riley	2-BALDWIN IV, Wad	2-KORNET, Luke JONES, Damian
vs KANSAS	11/25/15	63-70	17-JONES, Damian	10-JONES, Damian	2-ROBERSON, Jeff FISHER-DAVIS, Mat BALDWIN IV, Wade JONES, Damian	2-JUSTICE, Camron	4-KORNET, Luke
DETROIT	12/02/15	102-52	20-BALDWIN IV, Wad	11-KORNET, Luke	5-LACHANCE, Riley	2-BALDWIN IV, Wad JOSEPHS, Carter FISHER-DAVIS, Mat	5-KORNET, Luke
at Baylor	12/6/15	67-69	19-BALDWIN IV, Wad	8-JONES, Damian	6-JONES, Damian	2-BALDWIN IV, Wad ROBERSON, Jeff	3-JONES, Damian
DAYTON	12/09/15	67-72	18-BALDWIN IV, Wad JONES, Damian	8-JONES, Damian	2-JONES, Damian BALDWIN IV, Wade	1-BALDWIN IV, Wad ROBERSON, Jeff JONES, Damian	3-FISHER-DAVIS, M
WOFFORD	12/19/15	80-56	21-JONES, Damian	11-FISHER-DAVIS, M	5-BALDWIN IV, Wad	1-BALDWIN IV, Wad	4-JONES, Damian
at Purdue	12/22/15	55-68	13-BALDWIN IV, Wad	8-BALDWIN IV, Wad	5-BALDWIN IV, Wad	3-BALDWIN IV, Wad	1-HENDERSON, Jos
WESTERN MICHIGAN	12/30/15	86-61	15-BALDWIN IV, Wad	10-ROBERSON, Jeff	10-BALDWIN IV, Wad	3-BALDWIN IV, Wad	2-JONES, Damian

2015-16 Vanderbilt Basketball
Vanderbilt Team High/Low Analysis (as of Dec 31, 2015)
All games

Vanderbilt - TEAM GAME HIGHS

POINTS	102		DETROIT (12/02/15)
	98		GARDNER-WEBB (11/16/15)
	92		vs ST JOHNS (11/23/15)
	86		WESTERN MICHIGAN (12/30/15)
	86		vs Wake Forest (11/24/15)
FIELD GOALS MADE	35		DETROIT (12/02/15)
	33		vs ST JOHNS (11/23/15)
FIELD GOAL ATTEMPTS	72		AUSTIN PEAY (11/13/15)
	65		STONY BROOK (11/19/15)
FIELD GOAL PERCENTAGE	.582	(32-55)	GARDNER-WEBB (11/16/15)
	.574	(35-61)	DETROIT (12/02/15)
3 PT FIELD GOALS MADE	12		DETROIT (12/02/15)
	12		vs ST JOHNS (11/23/15)
3 PT FG ATTEMPTS	30		WESTERN MICHIGAN (12/30/15)
	27		vs KANSAS (11/25/15)
3 PT FG PERCENTAGE	.588	(10-17)	WOFFORD (12/19/15)
	.480	(12-25)	vs ST JOHNS (11/23/15)
FREE THROWS MADE	23		GARDNER-WEBB (11/16/15)
	20		WOFFORD (12/19/15)
	20		DETROIT (12/02/15)
FREE THROW ATTEMPTS	32		GARDNER-WEBB (11/16/15)
	30		DETROIT (12/02/15)
FREE THROW PERCENTAGE	.773	(17-22)	vs Wake Forest (11/24/15)
	.765	(13-17)	at Baylor (12/6/15)
REBOUNDS	53		DETROIT (12/02/15)
	51		AUSTIN PEAY (11/13/15)
ASSISTS	22		WESTERN MICHIGAN (12/30/15)
	21		vs ST JOHNS (11/23/15)
STEALS	9		GARDNER-WEBB (11/16/15)
	8		at Purdue (12/22/15)
BLOCKED SHOTS	11		DETROIT (12/02/15)
	8		vs KANSAS (11/25/15)
	8		AUSTIN PEAY (11/13/15)
TURNOVERS	17		at Baylor (12/6/15)
	13		DAYTON (12/09/15)
FOULS	27		at Purdue (12/22/15)
	25		vs Wake Forest (11/24/15)

2015-16 Vanderbilt Basketball
 Vanderbilt High/Low Analysis (as of Dec 31, 2015)
 All games

Opponent - GAME HIGHS

POINTS	72		DAYTON (12/09/15)
	72		STONY BROOK (11/19/15)
	70		vs KANSAS (11/25/15)
	69		at Baylor (12/6/15)
	68		at Purdue (12/22/15)
FIELD GOALS MADE	30		STONY BROOK (11/19/15)
	27		DAYTON (12/09/15)
FIELD GOAL ATTEMPTS	70		DETROIT (12/02/15)
	66		STONY BROOK (11/19/15)
FIELD GOAL PERCENTAGE	.455	(30-66)	STONY BROOK (11/19/15)
	.455	(25-55)	vs KANSAS (11/25/15)
3 PT FIELD GOALS MADE	11		DETROIT (12/02/15)
	8		WOFFORD (12/19/15)
	8		vs KANSAS (11/25/15)
3 PT FG ATTEMPTS	27		DETROIT (12/02/15)
	21		WOFFORD (12/19/15)
3 PT FG PERCENTAGE	.500	(8-16)	vs KANSAS (11/25/15)
	.455	(5-11)	at Baylor (12/6/15)
FREE THROWS MADE	24		at Purdue (12/22/15)
	23		vs Wake Forest (11/24/15)
FREE THROW ATTEMPTS	32		vs Wake Forest (11/24/15)
	31		at Purdue (12/22/15)
FREE THROW PERCENTAGE	.792	(19-24)	WESTERN MICHIGAN (12/30/15)
	.774	(24-31)	at Purdue (12/22/15)
REBOUNDS	45		AUSTIN PEAY (11/13/15)
	43		at Purdue (12/22/15)
	43		STONY BROOK (11/19/15)
ASSISTS	18		at Baylor (12/6/15)
	14		at Purdue (12/22/15)
STEALS	8		vs ST JOHNS (11/23/15)
	7		DAYTON (12/09/15)
	7		at Baylor (12/6/15)
	7		vs Wake Forest (11/24/15)
BLOCKED SHOTS	8		at Purdue (12/22/15)
	5		STONY BROOK (11/19/15)
TURNOVERS	19		GARDNER-WEBB (11/16/15)
	15		DETROIT (12/02/15)
	15		STONY BROOK (11/19/15)
FOULS	27		GARDNER-WEBB (11/16/15)
	23		WOFFORD (12/19/15)

2015-16 Vanderbilt Basketball
 Vanderbilt High/Low Analysis (as of Dec 31, 2015)
 All games

Vanderbilt - GAME LOWS

POINTS	55		at Purdue (12/22/15)
	63		vs KANSAS (11/25/15)
	67		at Baylor (12/6/15)
	67		DAYTON (12/09/15)
	79		STONY BROOK (11/19/15)
FIELD GOALS MADE	21		DAYTON (12/09/15)
	22		at Baylor (12/6/15)
	22		at Purdue (12/22/15)
FIELD GOAL ATTEMPTS	47		at Baylor (12/6/15)
	50		WOFFORD (12/19/15)
FIELD GOAL PERCENTAGE	.349	(22-63)	at Purdue (12/22/15)
	.411	(23-56)	vs KANSAS (11/25/15)
3 PT FIELD GOALS MADE	5		STONY BROOK (11/19/15)
	5		at Purdue (12/22/15)
3 PT FG ATTEMPTS	16		at Purdue (12/22/15)
	17		vs Wake Forest (11/24/15)
	17		DAYTON (12/09/15)
	17		WOFFORD (12/19/15)
3 PT FG PERCENTAGE	.222	(6-27)	vs KANSAS (11/25/15)
	.278	(5-18)	STONY BROOK (11/19/15)
FREE THROWS MADE	6		at Purdue (12/22/15)
	8		AUSTIN PEAY (11/13/15)
FREE THROW ATTEMPTS	11		at Purdue (12/22/15)
	15		AUSTIN PEAY (11/13/15)
	15		vs KANSAS (11/25/15)
FREE THROW PERCENTAGE	.533	(8-15)	AUSTIN PEAY (11/13/15)
	.545	(6-11)	at Purdue (12/22/15)
REBOUNDS	31		DAYTON (12/09/15)
	32		vs KANSAS (11/25/15)
	32		at Baylor (12/6/15)
	32		WESTERN MICHIGAN (12/30/15)
ASSISTS	6		DAYTON (12/09/15)
	8		STONY BROOK (11/19/15)
STEALS	1		WOFFORD (12/19/15)
	3		STONY BROOK (11/19/15)
	3		vs ST JOHNS (11/23/15)
	3		DAYTON (12/09/15)
BLOCKED SHOTS	1		at Purdue (12/22/15)
	3		WESTERN MICHIGAN (12/30/15)
TURNOVERS	6		STONY BROOK (11/19/15)
	8		vs Wake Forest (11/24/15)
FOULS	14		DETROIT (12/02/15)
	15		WOFFORD (12/19/15)

2015-16 Vanderbilt Basketball
Vanderbilt High/Low Analysis (as of Dec 31, 2015)
All games

Opponent - GAME LOWS

POINTS	41		AUSTIN PEAY (11/13/15)
	52		DETROIT (12/02/15)
	55		vs ST JOHNS (11/23/15)
	56		WOFFORD (12/19/15)
	61		WESTERN MICHIGAN (12/30/15)
FIELD GOALS MADE	14		AUSTIN PEAY (11/13/15)
	16		DETROIT (12/02/15)
FIELD GOAL ATTEMPTS	50		GARDNER-WEBB (11/16/15)
	54		WESTERN MICHIGAN (12/30/15)
FIELD GOAL PERCENTAGE	.219	(14-64)	AUSTIN PEAY (11/13/15)
	.229	(16-70)	DETROIT (12/02/15)
3 PT FIELD GOALS MADE	1		AUSTIN PEAY (11/13/15)
	2		vs ST JOHNS (11/23/15)
	2		at Purdue (12/22/15)
	2		WESTERN MICHIGAN (12/30/15)
3 PT FG ATTEMPTS	11		at Baylor (12/6/15)
	15		DAYTON (12/09/15)
3 PT FG PERCENTAGE	.063	(1-16)	AUSTIN PEAY (11/13/15)
	.105	(2-19)	at Purdue (12/22/15)
FREE THROWS MADE	6		WOFFORD (12/19/15)
	8		STONY BROOK (11/19/15)
FREE THROW ATTEMPTS	9		WOFFORD (12/19/15)
	12		STONY BROOK (11/19/15)
	12		DETROIT (12/02/15)
FREE THROW PERCENTAGE	.545	(12-22)	vs KANSAS (11/25/15)
	.591	(13-22)	DAYTON (12/09/15)
REBOUNDS	25		GARDNER-WEBB (11/16/15)
	26		vs ST JOHNS (11/23/15)
ASSISTS	1		AUSTIN PEAY (11/13/15)
	4		DETROIT (12/02/15)
STEALS	2		GARDNER-WEBB (11/16/15)
	2		STONY BROOK (11/19/15)
	2		WESTERN MICHIGAN (12/30/15)
BLOCKED SHOTS	0		AUSTIN PEAY (11/13/15)
	0		WESTERN MICHIGAN (12/30/15)
TURNOVERS	6		WOFFORD (12/19/15)
	7		at Baylor (12/6/15)
FOULS	11		vs KANSAS (11/25/15)
	14		AUSTIN PEAY (11/13/15)
	14		at Purdue (12/22/15)

2015-16 Vanderbilt Basketball
Vanderbilt Player High/Low Analysis (as of Dec 31, 2015)
All games

Vanderbilt - INDIVIDUAL GAME HIGHS

Points	21		JONES, Damian vs Wofford (12/19/15)
	21		BALDWIN IV, Wade vs Stony Brook (11/19/15)
	20		BALDWIN IV, Wade vs Detroit (12/02/15)
	19		BALDWIN IV, Wade at Baylor (12/6/15)
	18		BALDWIN IV, Wade vs Dayton (12/09/15)
Field Goals Made	18		JONES, Damian vs Dayton (12/09/15)
	18		ROBERSON, Jeff vs Gardner-Webb (11/16/15)
	7		JONES, Damian vs Wofford (12/19/15)
	7		JONES, Damian vs Dayton (12/09/15)
	7		BALDWIN IV, Wade at Baylor (12/6/15)
Field Goal Att.	7		BALDWIN IV, Wade vs Stony Brook (11/19/15)
	14		BALDWIN IV, Wade at Purdue (12/22/15)
	13		JONES, Damian vs Wofford (12/19/15)
	13		KORNET, Luke vs Stony Brook (11/19/15)
FG Pct (min 5 made)	13		JONES, Damian vs Stony Brook (11/19/15)
	.778	(7-9)	BALDWIN IV, Wade at Baylor (12/6/15)
	.750	(6-8)	BALDWIN IV, Wade vs Wake Forest (11/24/15)
3-Point FG Made	.750	(6-8)	ROBERSON, Jeff vs Gardner-Webb (11/16/15)
	4		FISHER-DAVIS, Matthe vs Detroit (12/02/15)
	3		FISHER-DAVIS, Matthe vs Western Michigan (12/30/15)
	3		FISHER-DAVIS, Matthe vs Wofford (12/19/15)
	3		FISHER-DAVIS, Matthe vs Dayton (12/09/15)
	3		LACHANCE, Riley vs Dayton (12/09/15)
	3		FISHER-DAVIS, Matthe at Baylor (12/6/15)
	3		BALDWIN IV, Wade at Baylor (12/6/15)
	3		BALDWIN IV, Wade vs Wake Forest (11/24/15)
	3		JUSTICE, Camron vs ST JOHNS (11/23/15)
	3		FISHER-DAVIS, Matthe vs Gardner-Webb (11/16/15)
	3		LACHANCE, Riley vs Gardner-Webb (11/16/15)
	3-Point FG Att.	7	
7			FISHER-DAVIS, Matthe at Baylor (12/6/15)
7			KORNET, Luke vs KANSAS (11/25/15)
3-Pt FG Pct (min 2 made)	1.000	(2-2)	BALDWIN IV, Wade vs Wofford (12/19/15)
	1.000	(2-2)	LACHANCE, Riley vs Wofford (12/19/15)
	1.000	(2-2)	FISHER-DAVIS, Matthe vs ST JOHNS (11/23/15)
Free Throws Made	10		BALDWIN IV, Wade vs Dayton (12/09/15)
	8		BALDWIN IV, Wade vs Detroit (12/02/15)
Free Throw Att.	11		BALDWIN IV, Wade vs Dayton (12/09/15)
	10		JONES, Damian vs Wofford (12/19/15)
	10		JONES, Damian vs KANSAS (11/25/15)
FT Pct (min 3 made)	1.000	(5-5)	HENDERSON, Josh vs Wofford (12/19/15)
	1.000	(4-4)	ROBERSON, Jeff vs Wofford (12/19/15)
	1.000	(4-4)	HENDERSON, Josh vs Dayton (12/09/15)
	1.000	(4-4)	BALDWIN IV, Wade vs ST JOHNS (11/23/15)
	1.000	(4-4)	FISHER-DAVIS, Matthe vs Stony Brook (11/19/15)
Rebounds	1.000	(4-4)	KORNET, Luke vs Gardner-Webb (11/16/15)
	13		ROBERSON, Jeff vs ST JOHNS (11/23/15)
	13		KORNET, Luke vs Austin Peay (11/13/15)
	10		BALDWIN IV, Wade vs Western Michigan (12/30/15)
Assists	6		JONES, Damian at Baylor (12/6/15)
	6		LACHANCE, Riley vs Wake Forest (11/24/15)
	6		BALDWIN IV, Wade vs ST JOHNS (11/23/15)
	6		LACHANCE, Riley vs Gardner-Webb (11/16/15)

Steals	3	BALDWIN IV, Wade vs Western Michigan (12/30/15)
	3	BALDWIN IV, Wade at Purdue (12/22/15)
Blocked Shots	3	LACHANCE, Riley vs Gardner-Webb (11/16/15)
	5	KORNET, Luke vs Detroit (12/02/15)
	4	JONES, Damian vs Wofford (12/19/15)
	4	KORNET, Luke vs KANSAS (11/25/15)
Turnovers	4	KORNET, Luke vs Austin Peay (11/13/15)
	6	BALDWIN IV, Wade at Purdue (12/22/15)
	4	BALDWIN IV, Wade vs Dayton (12/09/15)
	4	ROBERSON, Jeff at Baylor (12/6/15)
	4	BALDWIN IV, Wade vs Detroit (12/02/15)
Fouls	4	JONES, Damian vs KANSAS (11/25/15)
	5	JONES, Damian at Purdue (12/22/15)
	5	ROBERSON, Jeff at Purdue (12/22/15)
	5	HENDERSON, Josh at Purdue (12/22/15)
	5	BALDWIN IV, Wade at Baylor (12/6/15)
	5	BALDWIN IV, Wade vs KANSAS (11/25/15)

2015-16 Vanderbilt Basketball
Vanderbilt Opponent High/Low Analysis (as of Dec 31, 2015)
All games

OPPONENT INDIVIDUAL GAME HIGHS

Points	30		Prince, Taurean at Baylor (12/6/15)
	25		Selden Jr., Wayne vs KANSAS (11/25/15)
	22		Warney, Jameel vs Stony Brook (11/19/15)
	21		WILDER, Thomas vs Western Michigan (12/30/15)
	21		Hammons, A.J. at Purdue (12/22/15)
	21		POLLARD, Kendall vs Dayton (12/09/15)
Field Goals Made	10		Prince, Taurean at Baylor (12/6/15)
	10		Warney, Jameel vs Stony Brook (11/19/15)
Field Goal Att.	19		Prince, Taurean at Baylor (12/6/15)
	18		Warney, Jameel vs Stony Brook (11/19/15)
FG Pct (min 5 made)	.727	(8-11)	Selden Jr., Wayne vs KANSAS (11/25/15)
	.714	(5-7)	Walker, Ahmad vs Stony Brook (11/19/15)
3-Point FG Made	4		Prince, Taurean at Baylor (12/6/15)
	4		WILSON, Anton vs Detroit (12/02/15)
	4		Selden Jr., Wayne vs KANSAS (11/25/15)
3-Point FG Att.	9		WILSON, Anton vs Detroit (12/02/15)
	9		Puriefey, Carson vs Stony Brook (11/19/15)
3-Pt FG Pct (min 2 made)	.667	(4-6)	Selden Jr., Wayne vs KANSAS (11/25/15)
	.667	(2-3)	Justin Gordon vs Wofford (12/19/15)
Free Throws Made	8		Collins,John vs Wake Forest (11/24/15)
	7		Davis, Rapheal at Purdue (12/22/15)
	7		Thomas,Devin vs Wake Forest (11/24/15)
Free Throw Att.	11		Thomas,Devin vs Wake Forest (11/24/15)
	10		Selden Jr., Wayne vs KANSAS (11/25/15)
FT Pct (min 3 made)	1.000	(4-4)	Mitoglou,Dinos vs Wake Forest (11/24/15)
	1.000	(4-4)	NELSON, Tyrell vs Gardner-Webb (11/16/15)
	1.000	(3-3)	IVEY, Isaiah vs Gardner-Webb (11/16/15)
Rebounds	14		Horton,Chris vs Austin Peay (11/13/15)
	13		Gathers, Rico at Baylor (12/6/15)
Assists	5		Medford, Lester at Baylor (12/6/15)
	5		Crawford,Bryant vs Wake Forest (11/24/15)
Steals	4		JENKINS, Chris vs Detroit (12/02/15)
	3		Hill, Johnny at Purdue (12/22/15)
	3		Prince, Taurean at Baylor (12/6/15)
	3		Crawford,Bryant vs Wake Forest (11/24/15)
	3		Mussini, Federico vs ST JOHNS (11/23/15)
	3		Johnson, Durand vs ST JOHNS (11/23/15)
Blocked Shots	7		Hammons, A.J. at Purdue (12/22/15)
	4		Warney, Jameel vs Stony Brook (11/19/15)
Turnovers	4		EFIANAYI, David vs Gardner-Webb (11/16/15)
	3		DAVIS, Josh vs Western Michigan (12/30/15)
	3		Haas, Isaac at Purdue (12/22/15)
	3		Wainright, Ishmail at Baylor (12/6/15)
	3		HOGAN, Jaleel vs Detroit (12/02/15)
	3		Ellis, Perry vs KANSAS (11/25/15)
	3		Crawford,Bryant vs Wake Forest (11/24/15)
	3		Walker, Ahmad vs Stony Brook (11/19/15)
	3		Puriefey, Carson vs Stony Brook (11/19/15)
	3		NELSON, Tyrell vs Gardner-Webb (11/16/15)
	3		RIDEAU, Laquincy vs Gardner-Webb (11/16/15)
	3		McBRIDE, Harold vs Gardner-Webb (11/16/15)
	3		Horton,Chris vs Austin Peay (11/13/15)
	3		Thompson,Terrell vs Austin Peay (11/13/15)

Fouls	5	Matthew Pegram vs Wofford (12/19/15)
	5	Gathers, Rico at Baylor (12/6/15)
	5	Moore,Doral vs Wake Forest (11/24/15)
	5	Walker, Ahmad vs Stony Brook (11/19/15)
	5	McGrew, Rayshaun vs Stony Brook (11/19/15)
	5	MILLER, Brandon vs Gardner-Webb (11/16/15)