



**Game 23/ Vanderbilt (13-9, 5-4 SEC) vs. Ole Miss (14-8, 4-5 SEC)
Oxford, Miss. - The Pavilion at Ole Miss - 7 p.m. CT**

TV: ESPNU

TV Talent: Richard Cross (pxp), Joe Dean Jr. (analyst)

Radio: Vanderbilt Radio Network from IMG College, vucommidores.com

Radio Talent: Joe Fisher (pxp), Tim Thompson (analyst)

Satellite Radio: Sirius 134, XM 191

Live Stats: vucommidores.com

Twitter Updates: @VandyMBB

Vanderbilt Athletic Communications

2601 Jess Neely Drive, Nashville, TN 37212

phone: 615-322-4121

www.vucommidores.com

VANDERBILT SCHEDULE/RESULTS

NOVEMBER

Date	VU	Opp	Opponent	Time/Result	TV/Rec.
Nov. 13	18/20	-	Austin Peay	W, 80-41	1-0
Nov. 16	18/20	-	Gardner-Webb	W, 98-62	2-0
Nov. 19	17/17	-	Stony Brook	W, 79-72	3-0
Nov. 23	19/16	-	St. John's	W, 92-55	4-0
Nov. 24	19/16	-	Wake Forest	W, 86-64	5-0
Nov. 25	19/16	5/7	Kansas	L, 63-70	5-1

2015 Maui Jim Maui Invitational

DECEMBER

Date	VU	Opp	Opponent	Time	TV/Rec.
Dec. 2	16/13	-	Detroit	W, 102-52	6-1
Dec. 6	16/13	25/23	Baylor	L, 67-69	6-2
Dec. 9	21/16	RV/RV	Dayton	L, 67-72	6-3
Dec. 19	RV/24	-	Wofford	W, 80-56	7-3
Dec. 22	RV/25	14/13	Purdue	L, 55-68	7-4
Dec. 30	RV/RV	-	W. Michigan	W, 86-61	8-4

JANUARY

Date	VU	Opp	Opponent	Time	TV/Rec.
Jan. 2	RV/RV	-	LSU*	L, 82-90	8-5, 0-1
Jan. 5	-	-	Arkansas*	L, 85-90 OT	8-6, 0-2
Jan. 9	-	22/20	S. Carolina*	L, 65-69	8-7, 0-3
Jan. 12	-	-	Auburn*	W, 75-57	9-7, 1-3
Jan. 16	-	-	Alabama*	W, 71-63	10-7, 2-3
Jan. 20	-	-	Tennessee*	W, 88-74	11-7, 3-3
Jan. 23	-	23/19	Kentucky*	L, 57-76	11-8, 3-4
Jan. 26	-	-	Florida*	W, 60-59	12-8, 4-4
Jan. 30	-	-	Texas	L, 58-72	12-9, 4-4

FEBRUARY

Date	VU	Opp	Opponent	Time	TV/Rec.
Feb. 4	-	8/8	Texas A&M*	W, 77-60	13-9, 5-4
Feb. 6	-	-	Ole Miss*	7 p.m.	ESPNU
Feb. 10	-	-	Missouri*	8 p.m.	SECN
Feb. 13	-	-	Auburn*	5 p.m.	ESPN/2
Feb. 16	-	-	Miss. St.*	8 p.m.	SECN
Feb. 20	-	-	Georgia*	11 a.m.	ESPN/2
Feb. 23	-	-	Florida*	6 p.m.	ESPN/U/SECN
Feb. 27	-	-	Kentucky*	3 p.m.	CBS

MARCH

Date	VU	Opp	Opponent	Time	TV/Rec.
Mar. 1	-	-	Tennessee*	6 p.m.	SECN
Mar. 5	-	-	Texas A&M*	TBA	ESPN/2

ALL TIMES CENTRAL

RANKINGS: AP/ESPN

*SEC GAME

SECN: SEC Network; SECN+: SEC Network Plus;

Big10N: Big 10 Network

GAME INFORMATION



2015-16 Record: 13-9, 5-4 SEC
Head Coach: Kevin Stallings
Career Record: 449-278 (23)
VU Record: 326-215 (17)

2015-16 LEADERS

Points: Wade Baldwin IV (14.4)
Rebounds: Luke Kornet (7.2)
Assists: Wade Baldwin IV (4.4)
Blocks: Luke Kornet (3.0)

SERIES INFORMATION

Series Record: Vanderbilt leads, 75-43.
Last Meeting: VU win, 86-77, on 3/7/15 in Oxford.
Record at Vanderbilt: VU leads, 48-9.
Record at OM: OM leads, 29-23.
Record at Neutral Site: OM leads, 5-4.
Coach Stallings vs. OM: Coach Stallings is 12-8 against Ole Miss.











2015-16 Record: 14-8, 4-5 SEC
Head Coach: Andy Kennedy
Career Record: 227-135 (11)
Ole Miss Record: 206-122 (10)

2015-16 LEADERS




Points: Stefan Moody (23.5)
Rebounds: Sebastian Saiz (9.8)
Assists: Stefan Moody (4.1)
Blocks: Marcanvis Hymon (1.2)

QUICK HITTERS

- ★ Vanderbilt improved to 13-9, 5-4 in SEC play after a 77-60 win over #8 Texas A&M on Thursday evening at Memorial Gym. Jeff Roberson led the Commodores with a career-high 20 points on 8-10 shooting. He was 3-4 from three on the night, both tied career highs in three's made and attempted.
- ★ Damian Jones added his fifth double-double of the season and 12th of his career with a 13-point, 10-rebound effort. He also added a season-high five blocks. In his last three games, Jones is averaging 19.7 points, 10.3 rebounds, and 3.0 blocks per game.
- ★ Jones also leads the SEC in field goal percentage in league games only at 58.4%.
- ★ Wade Baldwin IV scored 17 points and had eight assists with only one turnover on the night. He was 7-12 from the floor and 3-6 from three.
- ★ Luke Kornet scored 14 points and had nine rebounds and was 4-6 from three. The four made threes was a new season high.
- ★ Vanderbilt's win over the eighth-ranked Aggies was the Commodores' first win over a ranked opponent since March 11, 2012, in a win over #1-ranked Kentucky in the SEC Tournament Championship. It was Vanderbilt's first win at Memorial Gym over a ranked opponent since defeating Florida on February 28, 2012 (77-67).
- ★ Saturday's meeting will be the 119th between the two schools, and the third consecutive meeting between the two schools in Oxford. Ole Miss has a 29-23 series advantage in games played in Oxford.
- ★ Nationally, Vanderbilt ranks 3rd in 3FG% defense (27.7%), 8th in FG% defense (38.0%), 14th in 3FG% (40.14%), and 17th in blocks (5.0).
- ★ Vanderbilt ranks first in all games in the SEC in FG% defense (.380) and 3FG% defense (.277), and is second in 3FG% (.404), blocks (5.6) and in threes made (8.4). The Commodores also rank third in scoring defense (66.0 ppg). In league games only, VU is first in blocks (5.7) and second in 3FG% (.412), 3FG% defense (.287), and 3FG's made (8.3).
- ★ Luke Kornet's 10 blocks against Auburn set a new program record for blocks in a game – he surpassed three games with seven blocks by Will Perdue (vs. East Carolina, 12/28/87), Festus Ezeli (at Georgia, 2/16/11) and Damian Jones (at South Carolina, 2/13/14). The 10 blocks is also the most in the nation this season, and he currently is fifth in the nation in blocks (3.0 per game).
- ★ Kornet leads the SEC in blocks in all games and in SEC games only, and Jones is third in all games and in SEC games only (2.0 per game).
- ★ Ten players have scored in double figures in a game this season - Wade Baldwin, Luke Kornet, Damian Jones, Jeff Roberson, Riley LaChance, Matthew Fisher-Davis, Nolan Cressler, Camron Justice, Josh Henderson, and Joe Toyo.
- ★ Fisher-Davis leads the SEC in 3-Point Field Goal Percentage (.476).
- ★ Vanderbilt is 10-1 on the season when Kornet attempts more two point baskets than three's.
- ★ Head Coach Kevin Stallings, the school's all-time winningest coach, is in his 17th season with the Commodores and 23rd overall as a head coach, and is now the dean of SEC coaches. Stallings has 326 career wins at Vanderbilt and 449 overall as a head coach. He has eight 20-win seasons in the last 12 seasons, with 11 total postseason appearances, six NCAA tournaments, and two Sweet 16's (2004 and 2007). He is also one of five SEC coaches to win 300 or more games at one institution, joining Kentucky's Adolph Rupp, Florida's Billy Donovan, and LSU's Dale Brown and Harry Rabenhorst, and is in 6th place all-time on the SEC wins list.
- ★ The Commodores have three players at seven feet or higher in their front court - Josh Henderson (7'0), Damian Jones (7'0), and Luke Kornet (7'1). LSU has two seven footers, and the rest of the league has one or fewer.

0		<p>CAMRON JUSTICE G ★ 6-3 ★ 180 ★ Fr. ★ Hindman, Ky.</p> <table border="1"> <thead> <tr> <th>PPG</th> <th>RPG</th> <th>APG</th> <th>SPG</th> <th>BPG</th> <th>MPG</th> </tr> </thead> <tbody> <tr> <td>3.5</td> <td>1.1</td> <td>0.4</td> <td>0.4</td> <td>0.0</td> <td>11.1</td> </tr> </tbody> </table>	PPG	RPG	APG	SPG	BPG	MPG	3.5	1.1	0.4	0.4	0.0	11.1	<p>NOTES: Scored career-high 12 points at Tenn. on 4 3's...Finished high school career as third-leading scorer (3,588 points) in history of Kentucky High School basketball...As a senior in 2015, he was named the Gatorade POY and Mr. Basketball for the state of Kentucky.</p>	<p>CAREER HIGHS Pts. - 12, at Tenn. (1/20/16) Rebs. - 3, 2x, last vs. Kansas (11/25/15) Ast. - 2, vs. SJU (11/23/15) Min. - 23, vs. Wake Forest (11/24/15)</p>
PPG	RPG	APG	SPG	BPG	MPG											
3.5	1.1	0.4	0.4	0.0	11.1											
2		<p>JOE TOYE G/F ★ 6-7 ★ 201 ★ Fr. ★ Chicago, Ill.</p> <table border="1"> <thead> <tr> <th>PPG</th> <th>RPG</th> <th>APG</th> <th>SPG</th> <th>BPG</th> <th>MPG</th> </tr> </thead> <tbody> <tr> <td>3.4</td> <td>1.3</td> <td>0.3</td> <td>0.2</td> <td>0.1</td> <td>8.2</td> </tr> </tbody> </table>	PPG	RPG	APG	SPG	BPG	MPG	3.4	1.3	0.3	0.2	0.1	8.2	<p>NOTES: Posted a career-high 10 points vs. Detroit and tied career-high with 4 rebs. ... Attended Whitney Young High School in Chicago, where he was named as First-Team All-City...Averaged 18.0 points, 7.0 rebounds, 2.0 assists, 2.0 steals, and 1.5 blocks as a senior.</p>	<p>CAREER HIGHS Pts. - 10, vs. Detroit (12/2/15) Rebs. - 4, 2x, last vs. Detroit (12/2/15) Ast. - 1, vs. WFU (11/24/15) Min. - 16, 2x, last at S. Carolina (1/9/16)</p>
PPG	RPG	APG	SPG	BPG	MPG											
3.4	1.3	0.3	0.2	0.1	8.2											
3		<p>LUKE KORNET F ★ 7-1 ★ 240 ★ Jr. ★ Lantana, Texas</p> <table border="1"> <thead> <tr> <th>PPG</th> <th>RPG</th> <th>APG</th> <th>SPG</th> <th>BPG</th> <th>MPG</th> </tr> </thead> <tbody> <tr> <td>9.1</td> <td>7.2</td> <td>1.6</td> <td>0.4</td> <td>3.0</td> <td>25.6</td> </tr> </tbody> </table>	PPG	RPG	APG	SPG	BPG	MPG	9.1	7.2	1.6	0.4	3.0	25.6	<p>NOTES: 7'1 forward/center who is fifth in the nation in blocks at 3.0 blocks per game...Posted program's 2nd triple double vs. Auburn (11 pts, 11 rebs., 11 blocks)... Son of Frank Kornet, a former VU basketball standout of his own from 1986-89.</p>	<p>CAREER HIGHS Pts. - 24, vs. Tenn. St. (11/23/14) Rebs. - 14, at Tenn. (1/20/16) Ast. - 4, 2x, last vs. S.C. (2/7/15) Min. - 37, vs. Stony Brook (11/19/15)</p>
PPG	RPG	APG	SPG	BPG	MPG											
9.1	7.2	1.6	0.4	3.0	25.6											
4		<p>WADE BALDWIN IV G ★ 6-3 ★ 194 ★ So. ★ Belle Mead, N.J.</p> <table border="1"> <thead> <tr> <th>PPG</th> <th>RPG</th> <th>APG</th> <th>SPG</th> <th>BPG</th> <th>MPG</th> </tr> </thead> <tbody> <tr> <td>14.4</td> <td>3.6</td> <td>4.4</td> <td>1.3</td> <td>0.2</td> <td>29.0</td> </tr> </tbody> </table>	PPG	RPG	APG	SPG	BPG	MPG	14.4	3.6	4.4	1.3	0.2	29.0	<p>NOTES: Scored career-high 25 points at Tennessee, scored 24 points vs. Florida...Had 2nd 10+ assist game of season vs. Auburn...Scored 17 points and had eight assists in win over Texas A&M with only one turnover... Scored in double figures in 17 games this year.</p>	<p>CAREER HIGHS Pts. - 25, at Tennessee (1/20/16) Rebs. - 10, vs. S. Dakota St. (3/20/15) Ast. - 10, 3x, last vs. Auburn (1/12/16) Min. - 44, vs. Tenn. (2/11/15)</p>
PPG	RPG	APG	SPG	BPG	MPG											
14.4	3.6	4.4	1.3	0.2	29.0											
5		<p>MATTHEW FISHER-DAVIS G ★ 6-5 ★ 185 ★ So. ★ Charlotte, N.C.</p> <table border="1"> <thead> <tr> <th>PPG</th> <th>RPG</th> <th>APG</th> <th>SPG</th> <th>BPG</th> <th>MPG</th> </tr> </thead> <tbody> <tr> <td>8.9</td> <td>3.9</td> <td>1.1</td> <td>0.5</td> <td>0.3</td> <td>25.5</td> </tr> </tbody> </table>	PPG	RPG	APG	SPG	BPG	MPG	8.9	3.9	1.1	0.5	0.3	25.5	<p>NOTES: Made five threes and scored 19 points at Texas...Tied career high with 6 made 3's at Tenn... Scored career-high 20 points at Arkansas...Leads SEC in 3-Point FG percentage (.476)... Had first career double double vs. Wofford (10 pts and career-high 11 rebs)</p>	<p>CAREER HIGHS Pts. - 20, at Arkansas (1/5/16) Rebs. - 11, vs. Wofford (12/19/15) Ast. - 5, at Ole Miss (3/7/15) Min. - 41, at Arkansas (1/5/16)</p>
PPG	RPG	APG	SPG	BPG	MPG											
8.9	3.9	1.1	0.5	0.3	25.5											
10		<p>NATHAN WATKINS G ★ 6-5 ★ 186 ★ Sr. ★ Brentwood, Tenn.</p> <table border="1"> <thead> <tr> <th>PPG</th> <th>RPG</th> <th>APG</th> <th>SPG</th> <th>BPG</th> <th>MPG</th> </tr> </thead> <tbody> <tr> <td>0.0</td> <td>0.6</td> <td>0.0</td> <td>0.0</td> <td>0.0</td> <td>2.7</td> </tr> </tbody> </table>	PPG	RPG	APG	SPG	BPG	MPG	0.0	0.6	0.0	0.0	0.0	2.7	<p>NOTES: Walk-on guard from Brentwood, Tenn., who played at Ensworth School in Nashville...Played in 6 games this season...Played 16 huge minutes at Auburn in '14, scored 7 pts and had 3 rebs...Had career bests in pts, rebs, min., FG's made, 3 FG's made vs. Tigers.</p>	<p>CAREER HIGHS Pts. - 7, at Auburn (2/22/14) Rebs. - 4, vs. Miss. St. (3/12/14) Ast. - Min. - 16, at Auburn (2/22/14)</p>
PPG	RPG	APG	SPG	BPG	MPG											
0.0	0.6	0.0	0.0	0.0	2.7											
11		<p>JEFF ROBERSON F ★ 6-6 ★ 220 ★ So. ★ Houston, Texas</p> <table border="1"> <thead> <tr> <th>PPG</th> <th>RPG</th> <th>APG</th> <th>SPG</th> <th>BPG</th> <th>MPG</th> </tr> </thead> <tbody> <tr> <td>9.3</td> <td>5.1</td> <td>1.1</td> <td>0.6</td> <td>0.2</td> <td>26.5</td> </tr> </tbody> </table>	PPG	RPG	APG	SPG	BPG	MPG	9.3	5.1	1.1	0.6	0.2	26.5	<p>NOTES: Scored career-high 20 points in win over TAMU...Had second straight double-double vs. Tenn. (11 pts, 14 rebs)...Tallied 16 points and 11 rebounds in win over Alabama...Left The Kinkaid School as school's all-time leading scorer with 1,743 points.</p>	<p>CAREER HIGHS Pts. - 20, vs. Texas A&M (2/4/16) Rebs. - 13, vs. St. John's (11/23/15) Ast. - 5, vs. Alabama (1/16/16) Min. - 36, vs. Alabama (1/16/16)</p>
PPG	RPG	APG	SPG	BPG	MPG											
9.3	5.1	1.1	0.6	0.2	26.5											
12		<p>DJERY BAPTISTE C ★ 6-10 ★ 235 ★ Fr. ★ Gonaives, Haiti</p> <table border="1"> <thead> <tr> <th>PPG</th> <th>RPG</th> <th>APG</th> <th>SPG</th> <th>BPG</th> <th>MPG</th> </tr> </thead> <tbody> <tr> <td>-</td> <td>-</td> <td>-</td> <td>-</td> <td>-</td> <td>-</td> </tr> </tbody> </table>	PPG	RPG	APG	SPG	BPG	MPG	-	-	-	-	-	-	<p>NOTES: Averaged 10 points, 10 rebounds, three blocks, two assists, and one steal in his senior season at Prestonwood Christian Academy in Texas... One of the most physically impressive prospects in the 2015 class... Speaks four languages...Redshirting this season.</p>	<p>CAREER HIGHS Pts. - Rebs. - Ast. - Min. -</p>
PPG	RPG	APG	SPG	BPG	MPG											
-	-	-	-	-	-											
13		<p>RILEY LACHANCE G ★ 6-2 ★ 182 ★ So. ★ Brookfield, Wis.</p> <table border="1"> <thead> <tr> <th>PPG</th> <th>RPG</th> <th>APG</th> <th>SPG</th> <th>BPG</th> <th>MPG</th> </tr> </thead> <tbody> <tr> <td>8.6</td> <td>2.5</td> <td>2.8</td> <td>0.7</td> <td>0.1</td> <td>29.0</td> </tr> </tbody> </table>	PPG	RPG	APG	SPG	BPG	MPG	8.6	2.5	2.8	0.7	0.1	29.0	<p>NOTES: Preseason 2nd-Team All-SEC by coaches...SEC's leading freshmen scorer in 2014-15...Scored in double figures in 34 games career games...Scored team-high 18 points vs. Alabama...Finished third on VU's single-season freshman scoring list a year ago with 429 points.</p>	<p>CAREER HIGHS Pts. - 26, 2x, last vs. W. Carolina (12/16/14) Rebs. - 9, vs. Missouri (2/21/15) Ast. - 8, at Ole Miss (3/7/15) Min. - 42, 2x, last vs. Tenn. (2/11/15)</p>
PPG	RPG	APG	SPG	BPG	MPG											
8.6	2.5	2.8	0.7	0.1	29.0											
14		<p>CARTER JOSEPHS G ★ 6-0 ★ 180 ★ Sr. ★ San Antonio, Texas</p> <table border="1"> <thead> <tr> <th>PPG</th> <th>RPG</th> <th>APG</th> <th>SPG</th> <th>BPG</th> <th>MPG</th> </tr> </thead> <tbody> <tr> <td>0.3</td> <td>0.4</td> <td>0.9</td> <td>0.1</td> <td>0.0</td> <td>5.4</td> </tr> </tbody> </table>	PPG	RPG	APG	SPG	BPG	MPG	0.3	0.4	0.9	0.1	0.0	5.4	<p>NOTES: Played season-high 18 minutes at Arkansas; Had 2 pts, 4 assts, and 3 rebs...Played in 16 games this season...Had four assists in eight minutes played against Wofford...Dished out 9 assists, had 1 steal, no turnovers in 16 min. at Auburn in '14.</p>	<p>CAREER HIGHS Pts. - 2, 3x, last at Ark. (1/5/16) Rebs. - 3, 2x, last at Ark. (1/5/16) Ast. - 9, at Auburn (2/22/14) Min. - 21, at Ole Miss (3/8/14)</p>
PPG	RPG	APG	SPG	BPG	MPG											
0.3	0.4	0.9	0.1	0.0	5.4											
20		<p>PHILLIP MCGLOIN G ★ 6-1 ★ 183 ★ So. ★ Washington, D.C.</p> <table border="1"> <thead> <tr> <th>PPG</th> <th>RPG</th> <th>APG</th> <th>SPG</th> <th>BPG</th> <th>MPG</th> </tr> </thead> <tbody> <tr> <td>1.6</td> <td>0.4</td> <td>0.0</td> <td>0.0</td> <td>0.0</td> <td>2.0</td> </tr> </tbody> </table>	PPG	RPG	APG	SPG	BPG	MPG	1.6	0.4	0.0	0.0	0.0	2.0	<p>NOTES: Scored first points of his career on made three vs. Gardner-Webb...Made 2nd three of season vs. Wofford...Played in seven games this season...Averaged 0.6 rebounds and 0.2 assists per game last year...First-year SEC Academic Honor Roll member in 2014-15.</p>	<p>CAREER HIGHS Pts. - 3, 2x, last vs. Wofford (12/19/15) Rebs. - 2, 2x, last vs. Wake (11/24/15) Ast. - 1, vs. Missouri (2/21/15) Min. - 5, vs. Detroit (12/2/15)</p>
PPG	RPG	APG	SPG	BPG	MPG											
1.6	0.4	0.0	0.0	0.0	2.0											
21		<p>SAMIR SEHIC F ★ 6-9 ★ 247 ★ Fr. ★ Atlanta, Ga.</p> <table border="1"> <thead> <tr> <th>PPG</th> <th>RPG</th> <th>APG</th> <th>SPG</th> <th>BPG</th> <th>MPG</th> </tr> </thead> <tbody> <tr> <td>1.4</td> <td>1.4</td> <td>0.2</td> <td>0.0</td> <td>0.0</td> <td>5.2</td> </tr> </tbody> </table>	PPG	RPG	APG	SPG	BPG	MPG	1.4	1.4	0.2	0.0	0.0	5.2	<p>NOTES: Made first three of his career vs. LSU... Played in 16 games this year...Averaged 20 points, 14 rebounds, two assists, one block and one steal for Cy Woods High School in Texas..Holds Cy Woods record for points, rebounds, and games played.</p>	<p>CAREER HIGHS Pts. - 3, 2x, last at Purdue (12/22/15) Rebs. - 7, vs. APSU (11/13/15) Ast. - 1, 2x, last vs Auburn (1/12/16) Min. - 15, vs. APSU (11/13/15)</p>
PPG	RPG	APG	SPG	BPG	MPG											
1.4	1.4	0.2	0.0	0.0	5.2											



24		<p>NOLAN CRESSLER G ★ 6-4 ★ 210 ★ Jr. ★ Pittsburgh, Pa.</p> <table border="1"> <thead> <tr> <th>PPG</th> <th>RPG</th> <th>APG</th> <th>SPG</th> <th>BPG</th> <th>MPG</th> </tr> </thead> <tbody> <tr> <td>4.5</td> <td>2.4</td> <td>0.8</td> <td>0.0</td> <td>0.1</td> <td>13.6</td> </tr> </tbody> </table>	PPG	RPG	APG	SPG	BPG	MPG	4.5	2.4	0.8	0.0	0.1	13.6	<p>NOTES: Tied season high with 14 points vs. Western Michigan...Transferred to VU from Cornell in spring of '14...Averaged 16.8 points, 4.2 rebounds, and 1.6 assists in his sophomore season with Cornell... Made two starts this season.</p>	<p>CAREER HIGHS Pts. - 34, vs. Brown (2/22/14) Rebs. - 9, 2x, last at Notre Dame (12/1/13) Ast. - 4, 3x, last vs. G. Webb (11/16/15) Min. - 37, 4x, last vs. Brown (2/22/14)</p>
PPG	RPG	APG	SPG	BPG	MPG											
4.5	2.4	0.8	0.0	0.1	13.6											
30		<p>DAMIAN JONES C ★ 7-0 ★ 245 ★ Jr. ★ Baton Rouge, La.</p> <table border="1"> <thead> <tr> <th>PPG</th> <th>RPG</th> <th>APG</th> <th>SPG</th> <th>BPG</th> <th>MPG</th> </tr> </thead> <tbody> <tr> <td>13.6</td> <td>7.0</td> <td>1.4</td> <td>0.3</td> <td>1.9</td> <td>25.9</td> </tr> </tbody> </table>	PPG	RPG	APG	SPG	BPG	MPG	13.6	7.0	1.4	0.3	1.9	25.9	<p>NOTES: Scored career-high 26 points on career-best 12 made FG's at Texas...Notched 12th career double-double with 13 points and 10 rebounds vs. TAMU... First-team All-SEC selection...Became 44th player in Vanderbilt history to surpass 1,000 points vs. WMU.</p>	<p>CAREER HIGHS Pts. - 26, at Texas (1/30/16) Rebs. - 15, 2x, last at Ark. (1/5/16) Ast. - 6, at Baylor (12/6/15) Min. - 41, vs. TAMU (2/15/14)</p>
PPG	RPG	APG	SPG	BPG	MPG											
13.6	7.0	1.4	0.3	1.9	25.9											
40		<p>JOSH HENDERSON C ★ 7-0 ★ 237 ★ GS ★ Roanoke, Va.</p> <table border="1"> <thead> <tr> <th>PPG</th> <th>RPG</th> <th>APG</th> <th>SPG</th> <th>BPG</th> <th>MPG</th> </tr> </thead> <tbody> <tr> <td>3.6</td> <td>2.4</td> <td>0.6</td> <td>0.2</td> <td>0.5</td> <td>11.4</td> </tr> </tbody> </table>	PPG	RPG	APG	SPG	BPG	MPG	3.6	2.4	0.6	0.2	0.5	11.4	<p>NOTES: Granted sixth year by NCAA in summer of 2015...Scored 11 points in win over Detroit...Played season-high 24 minutes at Purdue; scored six points and had five rebounds...Graduated with a degree in Economics in May of 2014.</p>	<p>CAREER HIGHS Pts. - 13, 3x, last at UK (2/20) Rebs. - 7, 3x, last vs. Austin Peay (11/13/15) Ast. - 4, vs. Bucknell (11/15/11) Min. - 32, 2x, last at Aub (3/2/13)</p>
PPG	RPG	APG	SPG	BPG	MPG											
3.6	2.4	0.6	0.2	0.5	11.4											

JONES ON WATCH LISTS	<p>Damian Jones has been named to numerous preseason watch lists, including the Wooden Award, given to the nation's top player, the Lute Olson Award, presented to the nation's top Division I player who has played at least two seasons, and the Kareem Abdul-Jabbar Award, given to the nation's top center. Damian Jones was the team's leading scorer and rebounder in 2014-15, averaging 14.5 points and 6.5 rebounds per contest. He scored 20+ points in eight games as a sophomore and finished first in the SEC in field goal percentage, 3rd in blocks (2.0), and 10th in scoring. Jones was named an All-SEC First-Team selection in 2015 and a preseason first-team member by the league's coaches and media prior to this season.</p>								
CENTER U	<p>Vanderbilt has turned into Center University in the last eight seasons, with a center posting double digits in all but one of those seasons. Here's a look at the totals from centers since the 2007-08 season.</p> <table border="0"> <tr> <td>2007-08 - A.J. Ogilvy - 17.0 ppg</td> <td>2011-12 - Festus Ezeli - 10.1 ppg</td> </tr> <tr> <td>2008-09 - A.J. Ogilvy - 15.4 ppg</td> <td>2013-14 - Damian Jones - 11.3 ppg</td> </tr> <tr> <td>2009-10 - A.J. Ogilvy - 13.4 ppg</td> <td>2014-15 - Damian Jones - 14.5 ppg</td> </tr> <tr> <td>2010-11 - Festus Ezeli - 13.0 ppg</td> <td>2015-16 - Damian Jones - 13.6 ppg</td> </tr> </table>	2007-08 - A.J. Ogilvy - 17.0 ppg	2011-12 - Festus Ezeli - 10.1 ppg	2008-09 - A.J. Ogilvy - 15.4 ppg	2013-14 - Damian Jones - 11.3 ppg	2009-10 - A.J. Ogilvy - 13.4 ppg	2014-15 - Damian Jones - 14.5 ppg	2010-11 - Festus Ezeli - 13.0 ppg	2015-16 - Damian Jones - 13.6 ppg
2007-08 - A.J. Ogilvy - 17.0 ppg	2011-12 - Festus Ezeli - 10.1 ppg								
2008-09 - A.J. Ogilvy - 15.4 ppg	2013-14 - Damian Jones - 11.3 ppg								
2009-10 - A.J. Ogilvy - 13.4 ppg	2014-15 - Damian Jones - 14.5 ppg								
2010-11 - Festus Ezeli - 13.0 ppg	2015-16 - Damian Jones - 13.6 ppg								
BLOCK PARTY	<p>Junior Luke Kornet is fifth in the nation in blocks at 3.0 blocks per game, and he has spurred the team to 123 blocks on the season (already 9th all-time team total in program history) and blocking 10 or shots in a game on three separate occasions. Damian Jones is third on the career blocks list with 156, and his 1.77 blocks per game career mark is the best in program history, while Kornet is fifth in the program's history in career blocks per game (1.29) and seventh in total blocks (106).</p>								
953	<p>Vanderbilt has made a 3-pointer in 953 consecutive games, a streak which began at the inception of the 3-point line in 1986-87. The Commodores rank second only to UNLV for the longest streak in Division I basketball. Vanderbilt, UNLV and Princeton are the only three schools in college basketball to have made at least one 3-pointer in every game played since the 3-point line was implemented.</p>								
ACADEMIC SUCCESS	<p>Eight members of this year's team were named to the SEC Academic Honor Roll or the SEC First-Year Academic Honor Roll for 2014-15.</p>								
2016 SIGNEES	<p>The Commodores signed two players in the early signing period, 6'8 forward Clevon Brown from San Antonio, Texas, and Payton Willis, a 6'4 guard from Fayetteville, Ark. Brown, who attended Churchill High School, is ranked as the 9th-best player in the state of Texas by Texas Hoops, and the 126th-ranked player nationally by Rivals.com. attends Fayetteville High School in Fayetteville, Arkansas, averaged 15.9 points, 3.6 rebounds, 3.5 assists, and 1.5 steals per game while also shooting 44.7% from three in his junior season and was honored as an all-conference and all-state selection as a sophomore and junior.</p>								
SCHEDULE TOUGH	<p>Including Texas A&M, the Commodores have faced nine teams in the top 32 of the current NCAA RPI (Kansas, 4th; Dayton, 11th; Texas A&M, 14th; Texas, 17th; Florida, 21st; Purdue, 23rd; Kentucky, 24th; Baylor, 26th; South Carolina, 32nd).</p>								
RANKED OPPONENTS	<p>Texas A&M was the sixth ranked game for Vanderbilt this season, and the six ranked games is the most a Vanderbilt team has faced in a season since the Commodores had 10 games against ranked foes in 2011-12. The most games against a ranked foe in a single season came in the 2002-03 campaign, when the Commodores faced 12 ranked teams.</p>								
TRIPLE DOUBLE	<p>Luke Kornet became the second Vanderbilt player to notch a triple double after he scored 11 points, grabbed 11 rebounds, and blocked 11 shots against Auburn on January 12, joining Brad Tinsley, who had 11 points, 10 rebounds, and 10 assists in a win over Presbyterian on November 12, 2010. Kornet is the 13th player in the nation this season to garner a triple-double, and the first to do so with 10 blocks, which is the most in the nation in a single game by an individual player.</p>								

HEAD COACH KEVIN STALLINGS



THE STALLINGS FILE

Born: October 1, 1960
High School: Collinsville (Ill.) '78
College: Bachelor's Degree in Business Management and Marketing, Purdue, '82, Master's Degree in Counseling, Purdue, '85
Family: Wife, Lisa, three children, Jacob (23), Alexa (19), Jordyn (13)

WINNINGEST COACHES AT VANDERBILT

Coach	Yrs	Record	Pct
1. Kevin Stallings (1999-)	17	326-215	.603
2. Roy Skinner (1959, 1962-76)	16	278-135	.673
3. Bob Polk (1948-58, 1960-61)	13	197-106	.650
4. C.M. Newton (1982-89)	8	129-115	.529
5. Jan van Breda Kolff (1994-99)	6	104-81	.562
6. Josh Cody (1924-27, 1932-36)	9	98-100	.495
7. Eddie Fogler (1990-93)	4	81-48	.628

WINNINGEST COACHES AT MEMORIAL GYM

Coach	Yrs	Record
1. Kevin Stallings (2000-)	17	222-65
2. Roy Skinner (1959, 1962-76)	16	181-41
3. Bob Polk (1948-58, 1960-61)	8	96-15
4. C.M. Newton (1982-89)	8	91-37
5. Jan van Breda Kolff (1994-99)	6	75-20
6. Eddie Fogler (1990-93)	4	54-12

STALLINGS THROUGH THE YEARS

Year	School	Position	W-L	Conf.	Postseason
2016	Vanderbilt	Head Coach	13-9	5-4	-
2015	Vanderbilt	Head Coach	21-14	9-9	NIT Quarterfinals
2014	Vanderbilt	Head Coach	15-16	7-11	-
2013	Vanderbilt	Head Coach	16-17	8-10	-
2012	Vanderbilt	Head Coach	25-11	10-6#	NCAA Third Round
2011	Vanderbilt	Head Coach	23-11	9-7	NCAA Second Round
2010	Vanderbilt	Head Coach	24-9	12-4	NCAA First Round
2009	Vanderbilt	Head Coach	19-11	8-8	-
2008	Vanderbilt	Head Coach	26-8	10-6	NCAA First Round
2007	Vanderbilt	Head Coach	22-12	10-6	NCAA Regional Semifinals
2006	Vanderbilt	Head Coach	17-13	7-9	NIT First Round
2005	Vanderbilt	Head Coach	20-14	8-8	NIT Quarterfinals
2004	Vanderbilt	Head Coach	23-10	8-8	NCAA Regional Semifinals
2003	Vanderbilt	Head Coach	11-18	3-13	—
2002	Vanderbilt	Head Coach	17-15	6-10	NIT First Round^
2001	Vanderbilt	Head Coach	15-15	4-12	—
2000	Vanderbilt	Head Coach	19-11	8-8	NIT First Round
1999	Illinois State	Head Coach	16-15	7-11	—
1998	Illinois State	Head Coach	25-6	16-2•#	NCAA Second Round
1997	Illinois State	Head Coach	24-6	14-4•#	NCAA First Round
1996	Illinois State	Head Coach	22-12	13-5	NIT Quarterfinals
1995	Illinois State	Head Coach	20-13	13-5	NIT Second Round
1994	Illinois State	Head Coach	16-11	12-6	—
1993	Kansas	Assistant	29-7	11-3•	NCAA Final Four
1992	Kansas	Assistant	27-5	11-3•#	NCAA Second Round
1991	Kansas	Assistant	27-8	10-4•	NCAA Final Four*
1990	Kansas	Assistant	30-5	11-3	NCAA Second Round
1989	Kansas	Assistant	19-12	6-8	—
1988	Purdue	Assistant	29-4	16-2•	NCAA Sweet 16
1987	Purdue	Assistant	25-5	15-3•	NCAA Second Round
1986	Purdue	Assistant	22-10	11-7	NCAA First Round
1985	Purdue	Assistant	20-9	12-6	NCAA First Round
1984	Purdue	Assistant	22-7	15-3•	NCAA First Round
1983	Purdue	Assistant	21-9	11-7	NCAA Second Round
1982	Purdue	Player	18-14	11-7	NIT Final Four
1981	Purdue	Player	21-11	10-8	NIT Final Four
1980	Purdue	Player	27-8	11-7#	NCAA Final Four*
1979	Belleville J.C.	Player	28-9	—	NJCAA Tournament

Totals at Vanderbilt (Head Coach)	326-215	132-139
Totals at Illinois State (Head Coach)	123-63	75-33
Head Coach Totals	449-278	207-171
Totals at Kansas (Assistant Coach)	132-37	49-21
Totals at Purdue (Assistant Coach)	139-44	
Totals at Purdue (playing)	66-33	

• Regular season conference champions; # Conference tournament champions; * Lost in National Championship game; ^ Included an Opening Round play-in game that Vanderbilt won over Houston.

26	In 33 seasons, his teams have made 26 tournament appearances, including 19 NCAA berths and three Final Fours.
25	20-Win Seasons in his career and 12 conference championships.
8	20-Win Seasons in last 12 seasons and total number of 20-win seasons at Vanderbilt, the most of any Commodore coach.
326	Number of victories at Vanderbilt. Now winningest all-time Vanderbilt coach, surpassed legendary VU mentor Roy Skinner vs. Lipscomb on November 15, 2013.
449	Total victories as a head coach.
3	SEC Players of the Year in his 15-year tenure - Dan Langhi (2000), Derrick Byars (2007), Shan Foster (2008).
34	All-SEC Performers during his time at Vanderbilt.
3	Consecutive trips to the NCAA Tournament (2010, 2011, 2012), the first time Vanderbilt has accomplished the feat.
6	NCAA Tournaments in the last nine seasons.
2	Sweet 16 appearances as Commodore mentor (2004, 2007).
45	At Vanderbilt, all 45 of his seniors either have earned or are currently working toward their college degree.
61	The Commodores won their first SEC Tournament crown in 61 years after defeating #1 Kentucky in final in 2012.
3	Only three losing seasons as a player or coach in 33 years.



STAT COMPARISON				
	VU		OLE MISS	
	All	SEC	All	SEC
Record	13-9	5-4	14-8	4-5
Scoring Offense	76.0	73.3	75.2	74.0
Scoring Defense	66.0	70.9	72.1	76.2
Scoring Margin	+10.0	+2.4	+3.1	-2.2
FG%	.457	.431	.424	.414
FG% Defense	.380	.406	.428	.454
3FG%	.404	.412	.329	.343
3FG% Defense	.277	.287	.364	.408
Free Throw %	.702	.708	.713	.700
Rebounding	38.1	37.9	37.7	35.2
Rebounding Margin	+1.0	-0.2	+2.1	-1.4
Turnovers/game	12.5	14.8	12.2	12.1
Opponent Turnovers	10.8	9.7	14.2	14.3
Steals	4.4	3.4	8.1	8.6
Blocks	5.6	5.7	3.3	3.1

ABOUT OLE MISS

LocationOxford, Miss.
 Founded 1848
 ConferenceSEC
 Enrollment.....22,286
 NicknameRebels
 Colors Cardinal Red and Navy Blue
 Home Arena Pavilion at Ole Miss
 President.....Dr. Daniel W. Jones
 Athletics Director..... Ross Bjork
Basketball Staff
 Head Coach Andy Kennedy
 Record Overall 227-135 (11)
 Record at Ole Miss206-122 (10)
 Assistant Coaches Tony Madlock, Todd Abernethy
 Bill Armstrong

- Ole Miss enters Saturday's game with a 14-8 overall record and a 4-5 mark in SEC play after a 76-73 win at Missouri on February 3.
- Stefan Moody leads all Rebel scorers with 23.5 points per game. Sebastian Saiz also averages double figures with 12.8 points per game.
- This will be Vanderbilt's first game at the Pavilion at Ole Miss. The Rebels lead the all-time series in Oxford, 29-23, but the Commodores won the last meeting in Oxford at the Tad Smith Coliseum, 86-77, on March 7, 2015.

VU QUICK FACTS

Location Nashville, Tenn.
 Founded 1873
 ConferenceSoutheastern
 Enrollment.....6,738
 Nickname Commodores
 Colors Black and Gold
 Home Arena Memorial Gymnasium (14,316)
 Chancellor Nicholas Zeppos
 Vice Chancellor David Williams II
 Faculty Rep. Dr. Susan Went

Athletic Communications
Men's Basketball SID..... Andy Boggs
Media Relations Address..... 2601 Jess Neely Dr.
 Nashville, TN 37212
Office Phone(615) 343-1847
Office Fax(615) 343-7064
E-Mail Andy.Boggs@Vanderbilt.edu

INS AND OUTS

Career Games Played				
Player	Games	Starts	Cons.	Starts
Josh Henderson	94	26	0	0
Damian Jones	87	83	23	3
Luke Kornet	81	30	7	7
Nolan Cressler	79	42	0	0
Wade Baldwin IV	56	42	6	6
Riley LaChance	56	54	0	0
Carter Josephs	54	1	0	0
Matthew Fisher-Davis	54	28	2	2
Jeff Roberson	53	38	13	13
Nathan Watkins	33	0	0	0
Joe Toye	19	0	0	0
Camron Justice	17	0	0	0
Samir Sehic	15	0	0	0
Philip McGloin	12	0	0	0

Double-Digit Scoring Games				
Player	Career (Record)	'15-16	Cons.	
Damian Jones	64 (37-27)	16 (11-5)	3 (2-1)	-
Riley LaChance	34 (23-11)	10 (6-4)	-	-
Wade Baldwin IV	33 (23-10)	17 (10-7)	2 (2-0)	-
Luke Kornet	29 (20-9)	8 (6-2)	(1-0)	-
Matthew Fisher-Davis	18 (11-7)	8 (4-4)	-	-
Josh Henderson	13 (8-5)	1 (1-0)	-	-
Jeff Roberson	14 (10-4)	12 (9-3)	1 (1-0)	-
Nolan Cressler	39	3 (3-0)	-	-
Joe Toye	1 (1-0)	1 (1-0)	-	-
Camron Justice	2 (2-0)	2 (2-0)	-	-

Double-Digit Rebounding Games				
Player	Career	'15-16	Cons.	
Damian Jones	10 (5-5)	5 (3-2)	2 (2-0)	-
Luke Kornet	6 (6-0)	4 (4-0)	-	-
Wade Baldwin IV	1 (1-0)	-	-	-
Jeff Roberson	4 (4-0)	4 (4-0)	-	-
Matthew Fisher-Davis	1 (1-0)	1 (1-0)	-	-

Double-Digit Assist Games				
Player	Career	'15-16	Cons.	
Wade Baldwin IV	3 (2-0)	2 (2-0)	-	-

Double-Doubles				
Player	Career	'15-16	Cons.	
Damian Jones	12 (5-7)	5 (3-2)	2 (2-0)	-
Luke Kornet	4 (4-0)	3 (3-0)	-	-
Jeff Roberson	4 (4-0)	4 (4-0)	-	-
Wade Baldwin IV	2 (2-0)	1 (1-0)	-	-
Matthew Fisher-Davis	1 (1-0)	1 (1-0)	-	-

SEC PRESEASON POLL

- Preseason Media Poll, Pts**
1. Kentucky, 406
 2. Vanderbilt, 357
 3. Texas A&M, 344
 4. LSU, 333
 5. Georgia, 266
 6. Florida, 258
 7. South Carolina, 204
 8. Mississippi State, 203
 9. Ole Miss, 184
 10. Auburn, 168
 11. Arkansas, 118
 12. Tennessee, 86
 13. Alabama, 85
 14. Missouri, 33

First Team All-SEC
 Danuel House - Texas A&M, G, 6-7, 212, Sr., Fresno, Texas
Damian Jones - Vanderbilt, C, 7-0, 245, Jr., Baton Rouge, La.
 Skal Labissiere - Kentucky, F, 6-11, 225, Fr., Port-au-Prince, Haiti
 Stefan Moody - Ole Miss, G, 5-10, 179, Sr., Kissimmee, Fla.
 Ben Simmons - LSU, F, 6-10, 225, Fr., Melbourne, Australia
 Tyler Ulis - Kentucky, G, 5-9, 160, So., Lima, Ohio

Second Team All-SEC
 Dorian Finney-Smith - Florida, F, 6-8, 220, Sr., Portsmouth, Va.
 Malik Newman - Mississippi State, G, 6-3, 178, Fr., Jackson, Miss.
 Charles Mann - Georgia, G, 6-5, 215, Sr., Alpharetta, Ga.
 Alex Poythress - Kentucky, F, 6-8, 230, Sr., Clarksville, Tenn.
 Tim Quarterman - LSU, G, 6-6, 190, Jr., Savannah, Ga.
 Alex Caruso - Texas A&M, G, 6-5, 186, Sr., College Station, Texas

SEC Player of the Year: Ben Simmons, LSU

2015-16 TRENDS

Winning Opening Tip	9-4
Losing Opening Tip	4-5
VU Scores First	10-2
Opponent Scores First	3-7
Leading at Halftime	12-5
Trailing at Halftime	1-4
Tied at Halftime	0-0
Leading with Five Minutes Remaining	12-1
Trailing with Five Minutes Remaining	1-7
Tied with Five Minutes Remaining	0-0
Leading with Two Minutes Remaining	12-0
Trailing with Two Minutes Remaining	0-7
Tied with Two Minutes Remaining	1-2
Overtime	1-1
Games Decided by Three Points or Less	1-1
Games Decided by 4-10 Points	2-5
Games Decided by 11-20 Points	3-3
Games Decided by 21-plus Points	7-0
VU Shoots 50% or Better	7-1
VU Shoots 40% or Better	13-6
VU Shoots Lower Than 40%	0-3
Opponent Shoots 50% or Better	0-1
Opponent Shoots 40% or Better	4-8
Opponent Shoots Lower Than 40%	9-1
VU Outshoots Opponent	11-3
VU Outshot by Opponent	2-6
Shoot Same Percentage	0-0
VU Scores 70 Points or More	12-2
VU Scores Less Than 70 Points	1-7
VU Scores 80 Points or More	6-2
VU Scores 90 Points or More	3-0
Opponent Scores 70 Points or More	2-6
Opponent Scores Less Than 70 Points	11-3
Opponent Scores 80 Points or More	0-2
Opponent Scores 90 Points or More	0-2
Makes More 3-Pointers Than Opponent	12-7
Makes Fewer 3-Pointers Than Opponent	1-2
3-Pointers are Equal	0-0
Outrebounds Opponent	9-1
Outrebounded by Opponent	4-7
Rebounds are Equal	0-1
Playing on National TV	9-9
Playing on Regional TV	0-0
Online Only	4-0
Playing on Weekday	12-4
Playing on Weekend	1-4
Game Tips Before 6 p.m. CT (afternoons)	2-3
Game Tips After 6 p.m. CT (evenings)	11-6
In White Uniforms	9-1
In Gold Uniforms	2-1
In Black Uniforms	2-6
In Grey Uniforms	0-1
In November	5-1
In December	3-3
In January	4-5
In February	1-0
Home	10-2
Neutral	2-1
Away	1-6
Conferences	
vs. Non-Conference	8-5
Ohio Valley	1-0
Big South	1-0
America East	1-0
Big East	1-0
ACC	1-0
Big 12	0-3
Horizon	1-0
Atlantic 10	0-1
Southern	1-0
Big Ten	0-1
Mid-American	1-0
Vs. SEC	5-4
Lineups	
Baldwin, LaChance, Fisher-Davis, Kornet, Jones	4-2
Baldwin, LaChance, Fisher-Davis, Roberson, Jones	2-4
Baldwin, LaChance, Roberson, Kornet, Jones	3-1
Baldwin, Fisher-Davis, Roberson, Kornet, Jones	2-1
Baldwin, LaChance, Cressler, Kornet, Jones	1-0
LaChance, Cressler, Fisher-Davis, Roberson, Jones	1-0
LaChance, Fisher-Davis, Roberson, Kornet, Jones	0-1

LAST TIME OUT

BOX SCORE VS. TEXAS A&M

Official Basketball Box Score -- Game Totals -- Final Statistics
 Texas A&M vs Vanderbilt
 02/04/16 6 p.m. at Nashville, Tenn. (Memorial Gym)

Texas A&M 60 • 18-4, 7-2 SEC

#	Player	Total			3-Ptr			Rebounds			PF	TP	A	TO	Blk	Stl	Min
		FG	FGA	FT	FTA	FG	FGA	FT	FTA	Off							
12	Jalen Jones	f	1-13	1-3	1-2	2	4	6	1	4	1	1	0	2	22		
34	Tyler Davis	c	3-6	0-0	0-0	1	2	3	0	6	0	1	0	0	25		
11	Anthony Collins	g	1-2	0-0	0-0	0	0	0	2	2	1	2	0	0	19		
21	Alex Caruso	g	5-7	0-2	1-2	0	2	2	1	11	4	0	0	4	28		
23	Danuel House	g	2-8	2-7	4-7	1	4	5	0	10	1	1	0	0	35		
00	Kobie Eubanks		0-0	0-0	0-0	0	0	0	0	0	0	0	0	0	1		
01	DJ Hogg		2-5	1-3	1-1	1	0	1	2	6	1	1	0	1	19		
03	Admon Gilder		3-6	1-3	1-1	0	1	1	1	8	3	0	1	0	22		
10	Tonny Trocha-Morelos		4-9	2-4	3-4	1	3	4	3	13	0	0	2	1	18		
42	Tavario Miller		0-1	0-0	0-0	1	2	3	0	0	0	0	0	0	11		
Team						3	3	6			1						
Totals			21-57	7-22	11-17	10	21	31	10	60	11	7	3	8	200		

FG % 1st Half: 12-29 41.4% 2nd half: 9-28 32.1% Game: 21-57 36.8%
 3FG % 1st Half: 6-12 50.0% 2nd half: 1-10 10.0% Game: 7-22 31.8%
 FT % 1st Half: 3-6 50.0% 2nd half: 8-11 72.7% Game: 11-17 64.7%

Vanderbilt 77 • 13-9, 5-4 SEC

#	Player	Total			3-Ptr			Rebounds			PF	TP	A	TO	Blk	Stl	Min
		FG	FGA	FT	FTA	FG	FGA	FT	FTA	Off							
03	KORNET, Luke	f	5-8	4-6	0-0	1	8	9	3	14	1	2	1	1	28		
11	ROBERSON, Jeff	f	8-10	3-4	1-1	0	1	1	5	20	3	0	0	0	32		
30	JONES, Damian	c	6-9	0-0	1-2	5	5	10	2	13	1	3	5	0	34		
04	BALDWIN IV, Wade	g	7-12	3-6	0-0	1	2	3	2	17	8	1	0	0	32		
05	FISHER-DAVIS, Matthe	g	1-6	1-5	2-3	1	1	2	0	5	0	2	0	0	29		
00	JUSTICE, Camron		1-3	1-3	0-0	0	0	0	0	3	0	1	0	0	8		
02	TOYE, Joe		0-1	0-0	0-0	0	1	1	1	0	0	1	0	0	3		
13	LACHANCE, Riley		2-9	1-5	0-0	0	3	3	0	5	4	2	0	1	21		
21	SEHIC, Samir		0-0	0-0	0-0	0	0	0	0	0	0	0	0	0	4		
24	CRESSLER, Nolan		0-0	0-0	0-0	0	0	0	0	0	0	0	0	0	1		
40	HENDERSON, Josh		0-1	0-0	0-0	0	3	3	0	0	2	0	1	0	8		
Team						1	5	6									
Totals			30-59	13-29	4-6	9	29	38	13	77	19	12	7	2	200		

FG % 1st Half: 16-33 48.5% 2nd half: 14-26 53.8% Game: 30-59 50.8%
 3FG % 1st Half: 7-18 38.9% 2nd half: 6-11 54.5% Game: 13-29 44.8%
 FT % 1st Half: 1-2 50.0% 2nd half: 3-4 75.0% Game: 4-6 66.7%

Officials: Tony Greene, Antinio Petty, Anthony Jordan
 Technical fouls: Texas A&M-None. Vanderbilt-None.
 Attendance: 10432

Score by periods	1st	2nd	Total
Texas A&M	33	27	60
Vanderbilt	40	37	77

Points	In	Off	2nd	Fast	Bench
TAMU	22	7	4	9	27
VU	28	10	2	4	8

Last FG - TAMU 2nd-03:30, VU 2nd-01:25.
 Largest lead - TAMU by 4 1st-06:51, VU by 19 2nd-01:25.

Score tied - 2 times.
 Lead changed - 2 times.

Game Notes:

- Vanderbilt improved to 13-9, 5-4 in SEC play after the 77-60 win over Texas A&M on Thursday evening at Memorial Gym.
- The Commodores started Luke Kornet, Jeff Roberson, Damian Jones, Wade Baldwin IV, and Matthew Fisher-Davis. Vanderbilt has a 2-1 record using that starting lineup this season.
- Vanderbilt's win over the eight-ranked Aggies was the Commodores' first win over a ranked opponent since March 11, 2012, in a win over #1-ranked Kentucky in the SEC Tournament Championship. It was Vanderbilt's first win at Memorial Gym over a ranked opponent since defeating Florida on February 28, 2012 (77-67).
- Vanderbilt moves to 5-1 all-time against Texas A&M and lead the series in games played at Vanderbilt, 4-0. The two teams will meet again in the regular season finale in College Station on March 5.

Team

- The Commodores shot 50.8% from the floor and 44.8% from three on the night. It was the eighth game this season Vanderbilt has shot 50% or better from the floor and their first game of 50% or better since defeating Auburn on January 12. The Commodores are now 7-1 in those games.
- The Commodores made 13-of-29 threes against Texas A&M, which tied their most made threes of the season.
- Vanderbilt held Texas A&M to only 31.8% from three and 36.8% from the floor.
- The Commodores had 19 assists on 30 made baskets. The 30 makes is the most since December 2 against Detroit when Vanderbilt made a season-high 35 baskets.

Individual

- Roberson finished the night with a career-high 20 points on 8-10 shooting. He was 3-4 from three on the night.
- Jones added his fifth double-double of the season and 12th of his career with a 13-point, 10-rebound effort. He also added a season-high five blocks.
- Baldwin scored 17 points and had eight assists with only one turnover on the night. He was 7-12 from the floor and 3-6 from three.
- Kornet scored 14 points and had nine rebounds and was 4-6 from three. The four made threes was a new season high.

RECAP

NASHVILLE (AP) -- Vanderbilt was tired of the constant criticism.

So the Commodores took it out on No. 8 Texas A&M as Jeff Roberson scored a career-high 20 points, leading Vanderbilt to a 77-60 upset of the Aggies for its first win over a ranked team in four years on Thursday night.

"I'm very disappointed that (my players) have had to listen to and hear and probably unnecessarily read a lot of the negativity that's been said about us and I'm happy they had a night like tonight," Commodores coach Kevin Stallings said. "Maybe there were some clearing of minds and clearing of hearts this week. We played like a basketball team that was hungry, we played like a basketball team that was together."

The Commodores created high expectations after starting the season ranked 18th, but they dropped out of the top 25 and lost five of their previous nine games.

Vanderbilt (13-9, 5-4 SEC) had lost its previous 13 games against ranked opponents, including a six this season.

Vanderbilt's last win over a ranked opponent was in 2012 when it upset No. 1 Kentucky in the Southeastern Conference tournament final.

"Just trying to stay engaged," said Roberson, who hit 8 of 10 from the floor before fouling out with 1:05 left. "I knew if I kept playing hard Wade (Baldwin IV) would find me and things like that."

Texas A&M (18-4, 7-2) lost for the second time in three games, including a 74-71 defeat at Arkansas on Jan. 27.

Vanderbilt tied a season high with 13 baskets from 3-point range.

Four Commodores broke into double figures, including Baldwin with 17 points, Luke Kornet with 14 points, Damian Jones with 13.

Jones posted a double-double with 10 rebounds and blocked five shots. Baldwin dished out eight assists. Kornet grabbed nine rebounds and made four 3-pointers.

"We met as a group and kind of regrouped as a team and got some things off our chest that we needed to say and sorted out our problems as a team in a group meeting," Baldwin said. "That was a great three days of preparation we had in practice and with that meeting, and it showed up in today's game."

Texas A&M's Jalen Jones, one of the nation's top players, was held to four points as he hit only 1 of 13 from the floor.

"We ran into a very hungry, aggressive Vanderbilt team," Aggies coach Billy Kennedy said. "I thought the Baldwin kid was really good at the point guard. He dictated the game on both ends of the floor."

Tonny Trocha-Morelos led the Aggies with 13 points. Alex Caruso added 11 points. Danuel House scored 10.

Texas A&M shot just 37 percent from the floor. Vanderbilt got off to a great start by taking a 14-1 lead as the Commodores hit six of their first seven shots from the floor.

Jones and Kornet scored 16 of Vanderbilt's first 18 points.

Texas A&M responded with a 25-9 run that gave the Aggies as 26-23 lead on Admon Gilder's 3-pointer with 9:17 left.

Vanderbilt finished the first half with a strong push taking a 40-33 lead on a 3-pointer by Baldwin with three seconds left in the half.

Texas A&M's Jalen Jones missed eight of his first nine shots from the floor in the first 20 minutes.

The Commodores remained hot opening the second half with a 7-0 spurt that caused Kennedy to call a timeout after Kornet's 3-pointer from the top of the key stretched Vanderbilt's lead to 47-33 with 18:05 left.

Roberson's layup capped a 17-1 run, giving Vanderbilt a 49-33 lead with 17:15 left.



2015-16 Roster

No.	Name	Pos.	Ht.	Wt.	Cl.-Yr	Hometown (Previous School)
0	Camron Justice	G	6-3	180	Fr. - 1st	Hindman, Ky. (Knott County Central)
2	Joe Toye	G/F	6-7	201	Fr. - 1st	Chicago, Ill. (Whitney Young)
3	Luke Kornet	F	7-1	240	Jr. - 3rd	Lantana, Texas (Liberty Christian)
4	Wade Baldwin IV	G	6-3	194	So. - 2nd	Belle Mead, N.J. (St. Joseph)
5	Matthew Fisher-Davis	G	6-5	185	So. - 2nd	Charlotte, N.C. (Butler)
10	Nathan Watkins	G	6-5	186	Sr. - 4th	Brentwood, Tenn. (Ensworth School)
11	Jeff Roberson	F	6-6	220	So. - 2nd	Houston, Texas (The Kinkaid School)
12	Djery Baptiste	C	6-10	235	Fr. - 1st	Gonaives, Haiti (Prestonwood Christian (Texas))
13	Riley LaChance	G	6-2	182	So. - 2nd	Brookfield, Wis. (Brookfield Central)
14	Carter Josephs	G	6-0	180	Sr. - 4th	San Antonio, Texas (Tom C. Clark)
20	Phillip McGloin	G	6-1	183	So. - 2nd	Washington, D.C. (Mercersburg Academy)
21	Samir Sehic	F	6-9	247	Fr. -1st	Atlanta, Ga. (Cy Woods (Texas))
24	Nolan Cressler	G	6-4	210	R-Jr. - 2nd	Pittsburgh, Pa. (Cornell)
30	Damian Jones	C	7-0	245	Jr. - 3rd	Baton Rouge, La. (Scotlandville Magnet)
40	Josh Henderson	C	7-0	237	R-Sr. - 6th	Roanoke, Va. (Cave Spring)

COACHING STAFF

Head Coach..... **Kevin Stallings** (Purdue, 1982) - 17th
 Assistant Coach..... **Adam Cohen** (Arizona, 2008) - 2nd
 Assistant Coach..... **Derrick Jones** (Samford, 2001) - 2nd
 Assistant Coach..... **Tom Richardson** (St. Xavier (Ill.), 1977) - 13th
 Director of Operations..... **Dan Cage** (Vanderbilt, 2007) - 6th
 Player Development Assistant.. **Darshawn McClellan** (Vanderbilt, 2011) - 1st

SUPPORT STAFF

Athletic Communications Dir. **Andy Boggs** (Florida State, 1998)
 Academic Support..... **Neal Clark** (Kentucky, 1992)
 Athletic Trainer..... **Shannon Gordon** (Indiana State, 1992)
 Strength and Conditioning..... **Garry Christopher** (Baylor, 2009)

PRONUNCIATION GUIDE

Djery Baptiste..... **Jerry - Bap-TEEST**
 Luke Kornet **Kor-NET**
 Jeff Roberson..... **ROE-ber-son**
 Samir Sehic **Sa-MEER SEY-ick**

ROSTER BY CLASS

Seniors (3)
Josh Henderson Roanoke, Va.
Carter Josephs San Antonio, Texas
Nathan Watkins Nashville, Tenn.

Juniors (3)
Damian Jones Baton Rouge, La.
Luke Kornet Lantana, Texas
Nolan Cressler Pittsburgh, Pa.

Sophomores (5)
Wade Baldwin IV Belle Mead, N.J.
Matthew Fisher-Davis Charlotte, N.C.
Riley LaChance Brookfield, Wisc.
Phillip McGloin Washington, D.C.
Jeff Roberson Houston, Texas

Freshman (4)
Djery Baptiste Gonaives, Haiti
Camron Justice Hindman, Ky.
Samir Sehic Atlanta, Ga.
Joe Toye Chicago, Ill.

MEMORIAL MAGIC - THE HOME TO VANDERBILT HOOPS SINCE 1952

HISTORIC MEMORIAL GYMNASIUM IN 63RD SEASON

Storied Memorial Gymnasium is in its 63rd season as the host venue of Vanderbilt basketball. The SEC's most historic hoops setting has played host to more than 950 men's contests as well as the 1984 and 1991 SEC Tournaments and 40 men's and women's NCAA Tournament contests (since the early 1980s).

As the oldest gymnasium in the SEC, Memorial Gymnasium is renowned for its end zone benches, raised floor and unique atmosphere. It was dedicated in 1952 as a memorial to all Vanderbilt men and women who served in World War II. It was built by the late master architect Edwin Keeble, who was commissioned to build a combination gymnasium/concert hall.

.781	All-time winning percentage at Memorial Gym (768-215).
222	Career wins at Memorial Gym for Kevin Stallings, and is the facility's all-time wins leader.
.898	Winning percentage against non-conference opponents since 1990 (202-23).
136-16	Stallings' non-conference record at home.
6	Undefeated seasons at home.

Winningest Coaches at Memorial Gymnasium

Coach	Yrs	Record
1 Kevin Stallings (2000-Present)	17	222-65
2. Roy Skinner (1959, 1962-76)	16	181-41
3. Bob Polk (1948-58, 1960-61)	8	96-15
4. C.M. Newton (1982-89)	8	91-37
5. Jan van Breda Kolff (1994-99)	6	75-20
6. Eddie Fogler (1990-93)	4	54-12

Stallings' Year-By-Year Record At Memorial Gym

Year	Won	Lost
2015-16	10	2
2014-15	15	4
2013-14	10	6
2012-13	9	6
2011-12	13	5
2010-11	14	3
2009-10	14	2
2008-09	13	4
2007-08	19	0
2006-07	14	3
2005-06	10	6
2004-05	17	2
2003-04	15	2
2002-03	10	6
2001-02	13	4
2000-01	12	7
1999-00	14	3

ANNUAL ATTENDANCE FIGURES

Year	All Games	Attendance	Average	NCAA Rank	SEC Games	SEC Attendance	Average
2015-16	12	128,891	10,749	-	5	58,142	11,628
2014-15	19	168,377	8,862	51	9	88,830	9,870
2013-14	16	152,539	9,534	45	9	92,455	10,273
2012-13	15	159,557	10,637	36	9	100,986	11,221
2011-12	18	246,561	13,698	18	8	112,368	14,046
2010-11	17	234,632	13,802	18	8	114,346	14,293
2009-10	16	217,965	13,623	21	8	113,539	14,192
2008-09	17	225,686	13,276	25	8	112,833	14,104
2007-08	19	254,954	13,418	22	8	113,713	14,214
2006-07	17	204,511	12,030	31	8	109,043	13,630
2005-06	16	195,159	12,197	24	8	108,258	13,532
2004-05^	19	191,678	10,088	43	8	105,357	13,170
2003-04	17	192,301	11,312	33	8	106,990	13,374
2002-03	16	153,123	9,570	46	8	96,906	12,113
2001-02	17	150,325	8,843	50	8	93,873	11,734
2000-01	19	186,468	9,814	45	8	102,055	12,757
1999-00*	18	197,770	10,987	30	8	106,741	13,343
1998-99	16	192,538	12,034	26	8	106,128	13,266
1997-98	16	213,974	13,373	21	8	117,819	14,727
1996-97	16	207,771	12,986	25	8	120,214	15,027
1995-96	18	226,354	12,575	28	8	112,996	14,125
1994-95	13	183,042	14,080	17	8	118,932	14,867
1993-94	16	223,997	14,000	15	8	121,345	15,168
1992-93	14	212,156	15,154	11	8	122,536	15,317
1991-92	17	210,585	12,387	29	8	115,104	14,388
1990-91	16	214,638	13,415	19	9	133,482	14,831
1989-90	19	259,992	13,684	18	9	136,136	15,126
1988-89	15	224,657	14,977	13	9	137,212	15,246
1987-88	16	223,747	13,984	14	9	138,393	15,377
1986-87	17	226,343	13,314	14	9	130,854	14,539
1985-86	15	200,806	13,387	14	9	128,059	14,229
1984-85	16	194,390	12,149	17	9	122,514	13,613
1983-84	18	249,292	13,850	10	9	135,546	15,050
1982-83	17	237,584	13,976	9	9	135,418	15,046
1981-82	14	202,225	14,445	9	9	131,699	14,633
1980-81	15	227,478	15,165	9	9	136,436	15,160
1979-80	15	228,029	15,202	5	9	138,754	15,417
1978-79	14	215,330	15,380	5	9	139,930	15,547
1977-78	14	207,375	14,813	5	9	134,232	14,915
1976-77	15	211,966	14,131	4	9	149,108	16,568
1975-76	13	180,901	13,915	-	9	135,375	15,042
1974-75	12	178,527	14,877	-	9	134,304	14,923
1973-74	12	182,728	15,227	-	9	140,252	15,584
1972-73	12	173,567	14,464	-	9	131,193	14,577
1971-72	12	156,778	13,065	-	9	120,172	13,352
1970-71	12	170,634	14,220	-	9	130,260	14,473
1969-70	12	176,763	14,730	-	9	135,745	14,861
1968-69	12	126,896	10,575	-	9	95,300	10,589
1967-68	12	129,722	10,810	-	9	96,274	10,697
1966-67	12	105,492	8,791	-	9	79,173	8,797
1965-66	12	106,022	8,835	-	9	62,368	8,910
1964-65	12	98,821	8,235	-	9	65,712	8,214
1963-64	12	84,827	7,069	-	6	35,684	5,947
1962-63	12	75,261	6,272	-	6	46,183	6,598
1961-62	13	73,640	5,665	-	8	47,357	5,920
1960-61	13	74,187	5,707	-	7	45,549	6,507
1959-60	14	76,199	5,443	-	8	46,064	5,758

^ First year capacity increased from 14,168 to 14,316; * First year capacity decreased from 15,311 to 14,168



**VANDERBILT BASKETBALL
QUICK HITTERS**

- This is the 113th year of Vanderbilt basketball, with the first season taking place in 1900-01. There were no teams in 1904-05 and 1905-06.
- The Commodores have been to 13 NCAA Tournaments and 12 NIT's. Vanderbilt advanced to the Elite 8 in 1965 (field of 23), and the Sweet 16 in 1988, 1993, 2004, and 2007. The Commodores captured the NIT Championship in 1990 and finished runner-up in 1994.
- The Commodores are a charter member of the SEC, with the 2015-16 season being the 82nd year in the conference.
- Vanderbilt is the only private institution in the SEC with the lowest enrollment of any of the 14 schools (6,738).
- Vanderbilt's Perry Wallace became the first African-American scholarship basketball player in the SEC when he took the court in 1967.
- The Commodores have 44 career 1,000-point scorers, with Shan Foster (2004-08) the all-time leading scorer with 2,011 career points.
- Vanderbilt has had 12 All-Americans since 1950. They are: Billy Joe Adcock (1950), Clyde Lee (1965), Tom Hagan (1969), Jan van Breda Kolff (1974), Will Perdue (1988), Billy McCaffrey (1993), Dan Langhi (2000), Matt Freije (2004), Derrick Byars (2007), Shan Foster (2008), and John Jenkins (2011).
- The Commodores had three players drafted in the first 31 picks of the 2012 NBA Draft - John Jenkins, Atlanta, 23rd pick, Festus Ezeli, Golden State, 30th pick, Jeffery Taylor, Charlotte, 31st pick - the most by the Commodores in one draft. In all, 35 Vanderbilt players have been selected in the NBA Draft since 1950.
- The Commodores ended a 61-year SEC Tournament drought in 2012 by claiming the tournament championship in New Orleans, the team's first SEC tournament championship since 1951.
- Coach Stallings is the winningest coach in Vanderbilt history after surpassing legendary mentor Roy Skinner on November 15, 2013, against Lipscomb.
- Stallings has led his Commodore teams to 12 postseason tournaments since his arrival in 1999 and has had eight 20+-win seasons. His 2004 and 2007 teams advanced to the Sweet 16 for the first time since the tournament expanded to 64+ teams.
- Stallings has appeared in the NCAA Tournament six times, including a stretch of three consecutive appearances from 2010-2012. It was the first time in school history that Vanderbilt has advanced to three consecutive NCAA Tournaments.
- All three of the university's top all-time scorers played for Coach Stallings (Foster, Jeffery Taylor, Matt Freije). John Jenkins, who is 10th on the list, also played for him.
- Vanderbilt's intercollegiate athletics teams are nicknamed the Commodores, in honor of the nickname given to founder Cornelius Vanderbilt, who made his fortune in shipping. Vanderbilt donated \$1 million to begin "Central University" in 1875 - the campus was later renamed for Cornelius because of his generosity. Cornelius never stepped foot on the campus that bears his namesake.

SEC STANDINGS

2015-16 SEC STANDINGS (2/4)

	SEC	Pct.	All	Pct.
Texas A&M	7-2	.778	18-4	.818
LSU	7-2	.778	14-8	.636
Kentucky	6-3	.667	16-6	.727
S. Carolina	6-3	.667	19-3	.864
Florida	6-3	.667	15-7	.682
Vanderbilt	5-4	.556	13-9	.591
Georgia	5-4	.556	12-8	.600
Arkansas	4-5	.444	11-11	.500
Ole Miss	4-5	.444	14-8	.636
Tennessee	4-5	.444	11-11	.500
Auburn	3-6	.444	9-12	.429
Alabama	3-6	.333	12-9	.571
Mississippi St.	2-7	.222	9-12	.429
Missouri	1-8	.111	8-14	.364

SEC STATS

VU TEAM SEC RANKINGS (2/4)

Category	SEC	All
Scoring	9th (73.3)	8th (76.0)
Scoring Defense	T-5th (70.9)	3rd (66.0)
Scoring Margin	5th (+2.4)	2nd (+10.0)
FT%	4th (.708)	6th (.702)
FG%	5th (.431)	5th (.457)
FG% Defense	4th (.406)	1st (.380)
3FG%	2nd (.412)	2nd (.404)
3FG% Defense	2nd (.287)	1st (.277)
3FG Made	2nd (8.3)	2nd (8.4)
Rebound Margin	7th (-0.2)	9th (+1.0)
Blocks	1st (5.7)	2nd (5.6)
Assists	4th (14.3)	4th (14.5)
Steals	14th (3.4)	14th (4.4)
Turnover Margin	14th (-5.1)	13th (-1.6)
Assist/TO Ratio	9th (1.0)	5th (1.2)

VU INDIVIDUAL SEC RANKINGS (2/4)

Player	SEC	Total
Wade Baldwin IV		
Assists	4th (5.4)	9th (4.4)
FT%	NA	9th (.797)
Matthew Fisher-Davis		
3FG%	4th (.462)	1st (.476)
3FG Made	T-9th (2.4)	10th (2.3)
Damian Jones		
FG%	1st (.584)	3rd (.562)
Rebounding	9th (7.7)	NA
Blocks	T-3rd (2.0)	3rd (2.0)
Def. Rebounds	6th (5.8)	10th (5.0)
Luke Kornet		
Rebounding	T-4th (8.5)	9th (7.4)
Blocks	1st (3.5)	1st (3.0)
Def. Rebounds	T-2nd (7.0)	8th (5.4)
Jeff Roberson		
FT%	3rd (.861)	6th (.817)



Game 1 • Nov. 13, 2015

Austin Peay 41
at Vanderbilt 80
Nashville, Tenn. (Memorial Gym)

Austin Peay 41 • 0-1

Table with columns: #, Player, FG, FGA, FT, FTA, Rebounds, PF, TP, A, TO, Blk, Stl, Min. Includes player stats for Austin Peay and team totals.

FG % 1st Half: 7-39 17.9% 2nd half: 7-25 28.0% Game: 14-64 21.9%
3FG % 1st Half: 1-8 12.5% 2nd half: 0-0 0.0% Game: 1-16 6.3%
FT % 1st Half: 0-0 0.0% 2nd half: 1-7 14.3% Game: 1-19 5.3%

Vanderbilt 80 • 1-0

Table with columns: #, Player, FG, FGA, FT, FTA, Rebounds, PF, TP, A, TO, Blk, Stl, Min. Includes player stats for Vanderbilt and team totals.

FG % 1st Half: 19-33 57.6% 2nd half: 13-29 44.8% Game: 32-72 44.4%
3FG % 1st Half: 5-12 41.7% 2nd half: 3-7 42.9% Game: 8-19 42.1%
FT % 1st Half: 4-6 66.7% 2nd half: 4-9 44.4% Game: 8-15 53.3%

Score by periods table for Game 1 showing 1st, 2nd, and Total scores for both teams.

NASHVILLE - The 18th-ranked Vanderbilt Commodores know how to start off a season strong, and tuning up with scrimmages against North Carolina and Virginia certainly helped.

Luke Kornet had 13 points and 13 rebounds and No. 18 Vanderbilt routed Austin Peay 80-41 on Friday night in the opening round of the Maui Invitational and the season opener for both teams. The Commodores opened the game scoring the first 21 points and hit their first nine shots inside the arc.

"We've had a couple scrimmages against two of the best teams in the country, and I'm not surprised we were on our game because we've been on our game most of the fall," Vanderbilt coach Kevin Stallings said. "So confidence comes from knowing what to expect, and I have confidence in our team because they give me reason to expect that they're going play hard."

Vanderbilt came into the season ranked for the first time since the 2011-12 season and only the seventh time ever. Stallings has four starters back from the team that went 21-14 and won 10 of its final 14 games before losing in the NIT quarterfinals.

Wade Baldwin IV led Vandy with 14 points, and Damian Jones added 12. The Commodores will play St. John's in Maui on Nov. 23.

Khalil Davis scored 10 Points for Austin Peay. This was one of two guarantee games for Austin Peay, from the Ohio Valley Conference, this season, and coach Dave Loos said the Commodores putting a pair of 7-footers on the court early affected his Governors.

"We obviously got off to a terrible start, and Vanderbilt got off to a great start," Loos said. "They're a good basketball team. I think they're as advertised, certainly in my book. They're big, they make shots, they overwhelmed us obviously early."

The last time these teams met in December 2013, Austin Peay just missed a tip-in with a second left in a 58-56 loss. This time, Fisher-Davis hit a 3-pointer within the opening minute, and the Commodores never let it get closer than that.

Game 2 • Nov. 16, 2015

Gardner-Webb 62
at Vanderbilt 98
Nashville, Tenn. (Memorial Gym)

Gardner-Webb 62 • 0-2

Table with columns: #, Player, FG, FGA, FT, FTA, Rebounds, PF, TP, A, TO, Blk, Stl, Min. Includes player stats for Gardner-Webb and team totals.

FG % 1st Half: 9-23 39.1% 2nd half: 12-27 44.4% Game: 21-50 42.0%
3FG % 1st Half: 4-9 44.4% 2nd half: 3-11 27.3% Game: 7-20 35.0%
FT % 1st Half: 7-9 77.8% 2nd half: 6-9 66.7% Game: 13-18 72.2%

Vanderbilt 98 • 2-0

Table with columns: #, Player, FG, FGA, FT, FTA, Rebounds, PF, TP, A, TO, Blk, Stl, Min. Includes player stats for Vanderbilt and team totals.

FG % 1st Half: 14-25 56.0% 2nd half: 18-30 60.0% Game: 32-55 58.2%
3FG % 1st Half: 6-12 50.0% 2nd half: 5-11 45.5% Game: 11-23 47.8%
FT % 1st Half: 12-18 66.7% 2nd half: 11-14 78.6% Game: 23-32 71.9%

Score by periods table for Game 2 showing 1st, 2nd, and Total scores for both teams.

NASHVILLE - There was nothing tentative about Jeff Roberson's play Monday night. After missing Vanderbilt's season opener with a concussion, Roberson returned to the court against Gardner-Webb and had a productive performance off the bench. He scored a career-high 18 points and tied a personal best with eight rebounds as the 17th-ranked Commodores cruised to a 98-62 win.

"Jeff played a man's game tonight," Vanderbilt coach Kevin Stallings said. "He got in there and was physical, and played great defensively. He was great on the boards, both offensive and defensive. Scored inside, he made it from the perimeter, he drove it and did a great job at the foul line."

Vanderbilt (2-0) really needed Roberson, too, after starting forward Luke Kornet was sidelined with a sprained ankle with 2:17 left in the first half. Roberson shot 6 of 8 from the floor and 5 for 6 at the foul line. The 6-foot-6 sophomore from Houston had four offensive rebounds.

"I guess I do whatever I've got to do," said Roberson, known more for his defensive abilities. "Obviously, I wish Luke didn't get hurt, but we have a lot of depth on this team. Throughout the season anybody should be ready because you never know when your time is coming."

Kornet, a 7-foot-1 junior, was off to a strong start with a team-high 10 points at halftime. His status for Thursday's game against Stony Brook was uncertain. Riley LaChance added 13 points, including three 3-pointers, for Vanderbilt.

Tyrell Nelson led Gardner-Webb (0-2) with 16 points, and Harold McBride added 10. The Commodores, who return six of their top seven scorers from last season's NIT quarterfinal team, forced 19 turnovers with their defensive pressure. They outscored the Runnin' Bulldogs 35-9 in points off turnovers.

Gardner-Webb, which beat Purdue and Clemson en route to a 20-win season in 2014-15, had an off night on offense and shot 42 percent from the floor. Vanderbilt looked crisp on the other end, hitting 58.2 percent. The Commodores went 11 of 23 from beyond the 3-point stripe.

Vanderbilt's Damian Jones, a 7-foot center, had a solid night with 10 points and seven rebounds.

Game 3 • Nov. 19, 2015

Stony Brook 72
at Vanderbilt (OT) 79
Nashville, Tenn. (Memorial Gym)

Stony Brook 72 • 1-1

Table with columns: #, Player, FG, FGA, FT, FTA, Rebounds, PF, TP, A, TO, Blk, Stl, Min. Includes player stats for Stony Brook and team totals.

FG % 1st Half: 12-29 41.4% 2nd half: 15-29 51.7% OT: 3-8 37.5% Game: 30-66 45.5%
3FG % 1st Half: 2-6 33.3% 2nd half: 2-8 25.0% OT: 0-3 0.0% Game: 4-17 23.5%
FT % 1st Half: 8-12 66.7% 2nd half: 9-0 0.0% OT: 0-0 0.0% Game: 17-22 77.3%

Vanderbilt 79 • 3-0

Table with columns: #, Player, FG, FGA, FT, FTA, Rebounds, PF, TP, A, TO, Blk, Stl, Min. Includes player stats for Vanderbilt and team totals.

FG % 1st Half: 13-33 39.4% 2nd half: 14-27 51.9% OT: 2-5 40.0% Game: 29-65 44.6%
3FG % 1st Half: 2-10 20.0% 2nd half: 3-8 37.5% OT: 0-0 0.0% Game: 5-18 27.8%
FT % 1st Half: 2-5 40.0% 2nd half: 5-8 62.5% OT: 1-1 100.0% Game: 16-23 69.6%

Score by periods table for Game 3 showing 1st, 2nd, OT, and Total scores for both teams.

NASHVILLE - Back in August, Vanderbilt coach Kevin Stallings warned his team about the third game of the season. He was right. The 17th-ranked Commodores needed a late rally to beat unheralded Stony Brook 79-72 in overtime on Thursday night.

A bruised back kept Wade Baldwin IV out of the starting lineup for the first time in 22 games, but he still led the Commodores (3-0) with 21 points off the bench. Baldwin also gave teammate Damian Jones a pep talk during a timeout late in the game. He told Jones he was the best player on the floor and he needed to start acting like it.

Jones bounced back from a slow start with 13 points and six rebounds. Vanderbilt (3-0) outscored Stony Brook 13-6 in overtime, as the Commodores hit 9 of 10 from the foul line. Stony Brook's Carson Puriefoy made a layup with one second left in regulation to send the game into overtime tied at 66. He finished with 16 points for the Seawolves (1-1).

Vanderbilt's Riley LaChance had 13 points and Matthew Fisher-Davis scored 11. Commodores forward Luke Kornet, who missed the last 22 minutes of Monday's win over Gardner-Webb with a sprained ankle, scored nine.

Stony Brook went 4 of 17 from beyond the arc and Vanderbilt wasn't much better at 5 of 18. Jameel Warney, a two-time America East player of the year, led the Seawolves with 22 points and 11 rebounds. He led the nation in double-doubles (24) and total rebounds (409) last season.

Warney, a 6-foot-8 forward, and Jones, a 7-foot center, are both NBA prospects. Stony Brook's Ahmad Walker added 13 points and Lucas Woodhouse grabbed 11 rebounds.

After trailing by as many as 10 in the second half, LaChance's 3-pointer tied the score at 62 for Vanderbilt with 2:16 left in regulation. Stony Brook tied it at 64 on Warney's jumper with 1:21 remaining in regulation and a layup by Jones gave Vanderbilt a 66-64 lead with 1:01 left. But Puriefoy's layup tied it and led to the overtime.

Stony Brook made seven of its first 12 shots to take a 19-9 lead on Puriefoy's jumper with 12:40 left in the first half.



Game 4 • Nov. 23, 2015

St. John's..... 55
vs. Vanderbilt..... 92
Lahaina, Hawaii (Lahaina Civic Center)

ST JOHN'S 55 • 3-1

Table with columns: #, Player, FG, 3-PT, Rebounds, FT, PF, TP, A, TO, Blk, Stl, Min. Includes player stats for St. John's and Vanderbilt.

FG % 1st Half: 8-30 26.7% 2nd half: 10-30 33.3% Game: 18-60 30.0%
3FG % 1st Half: 0-6 0.0% 2nd half: 2-10 20.0% Game: 2-16 12.5%
FT % 1st Half: 8-12 66.7% 2nd half: 9-10 90.0% Game: 17-22 77.3%

Vanderbilt 92 • 4-0

Table with columns: #, Player, FG, 3-PT, Rebounds, FT, PF, TP, A, TO, Blk, Stl, Min. Includes player stats for St. John's and Vanderbilt.

FG % 1st Half: 19-35 54.3% 2nd half: 14-27 51.9% Game: 33-62 52.0%
3FG % 1st Half: 8-17 47.1% 2nd half: 4-8 50.0% Game: 12-25 48.0%
FT % 1st Half: 7-9 77.8% 2nd half: 7-12 58.3% Game: 14-21 66.7%

Officials: Doug Shotts, Jay Lindsey, Ryan Wells
Technical fouls: ST JOHN'S-None, Vanderbilt-None.
Attendance: 2400

LAHAINA, Hawaii - Vanderbilt coach Kevin Stallings knew his team was ready to compete. He just didn't expect the 19th-ranked Commodores' 92-55 victory over St. John's in the opening round of the Maui Invitational.

"I don't think you ever anticipate a game like that," he said after his team shot 53 percent from the field, 48 percent from 3-point range and outrebounded the Red Storm 49-26. "We had a lot of people play well and we shot the ball well."

Jeff Roberson had 11 points and 13 rebounds for Vanderbilt, which opened the game with a 27-4 run.

Vanderbilt scored the game's first nine points and it only got worse from there for the Red Storm (3-1), who lost for the first time under first-year coach Chris Mullin and nearly suffered the worst loss in school history.

Luke Kornet, one of Vanderbilt's three 7-footers, had 13 points and seven rebounds, and Camron Justice added 11 points.

"Rebounding is a lot about mentality," Kornet said. "I just tried to be as much of a physical presence as I could around the goal."

Federico Mussini led the Red Storm with 14 points. When the Commodores went up 30-5, they had made 10 of their first 18 shots from the field. St. John's had made two of 18 in the same span.

The lead got as high as 48-15 with 3:39 to play in the first half, and the Commodores led 53-24 at the break. The biggest lead was 41 points with 2:31 to play. Stallings had a chance to give players more minutes than normal.

"When we got the lead that was something we tried to do with three games in three days," Stallings said.

Damian Jones, the Commodores' second-leading scorer and rebounder, played 14 minutes and had five points and five rebounds.

"He's the leader of our band," Stallings said, "and if we want to do what we think we can in this tournament, he'll be a big part of it."

Depth was certainly an issue, with Vanderbilt's subs outscoring St. John's 26-0 in the first half.

St. John's played without freshman guard Malik Ellison (foot) and junior college transfer forward Darien Williams (shoulder).

Game 5 • Nov. 24, 2015

Vanderbilt..... 86
vs. Wake Forest..... 64
Lahaina, Hawaii (Lahaina Civic Center)

Vanderbilt 86 • 5-0

Table with columns: #, Player, FG, 3-PT, Rebounds, FT, PF, TP, A, TO, Blk, Stl, Min. Includes player stats for Vanderbilt and Wake Forest.

FG % 1st Half: 16-30 53.3% 2nd half: 15-33 45.5% Game: 31-63 49.2%
3FG % 1st Half: 4-9 44.4% 2nd half: 3-8 37.5% Game: 7-17 41.2%
FT % 1st Half: 7-8 87.5% 2nd half: 10-14 71.4% Game: 17-22 77.3%

Wake Forest 64 • 3-2

Table with columns: #, Player, FG, 3-PT, Rebounds, FT, PF, TP, A, TO, Blk, Stl, Min. Includes player stats for Vanderbilt and Wake Forest.

FG % 1st Half: 8-29 27.6% 2nd half: 11-29 37.9% Game: 19-58 32.8%
3FG % 1st Half: 0-6 0.0% 2nd half: 3-12 25.0% Game: 3-18 16.7%
FT % 1st Half: 12-18 66.7% 2nd half: 11-14 78.6% Game: 23-32 71.9%

Officials: Pat Driscoll, Chris Rastetter, Patrick Evans
Technical fouls: Vanderbilt-SEHIC, Samir. Wake Forest-Collins, John.
Attendance: 2400

LAHAINA, Hawaii - Wade Baldwin IV and Damian Jones both scored 17 points, and the No. 19 Commodores used their size, depth and shooting to beat Wake Forest 86-64 on Tuesday night.

"I thought that our guys played, again, very inspired," Vanderbilt coach Kevin Stallings said. "But I thought fatigue might have played a little bit of a part in that game. I thought maybe our team being a little deeper than theirs had an impact. They made a great run after we ran on them at the beginning. They made a great run to get back in the game."

"Then I thought from that point forward we were able to establish control and never really relinquish it. ... I like how we're playing."

What coach wouldn't? Jones, who grabbed 10 rebounds, was 6 for 10 from the field and Baldwin was ever better at 6 for 8. The Commodores were never threatened in the second half and led by as many as 24 points.

Vanderbilt (5-0) will play the winner of the game between No. 5 Kansas and UCLA for the championship on Wednesday.

The game couldn't have started much worse for Wake Forest (3-2). While Vanderbilt was opening 9 of 13 from the field, the Demon Deacons missed 12 of their first 13 shots. That amounted to a 21-5 lead for the Commodores, who beat St. John's 92-55 in the first round.

Wake Forest was able to get within 30-24 with 6 minutes left in the first half, but Vanderbilt went on a 10-0 run that was started and ended by Jones scoring inside. The Commodores stayed comfortably in front this time and led 43-28 at halftime.

Jeff Roberson had 10 points and seven rebounds for Vanderbilt, and Riley LaChance had nine points and six assists.

Jones had five points and five rebounds in 14 foul-plagued minutes against St. John's. He had an easy explanation for his improvement from one game to the next.

"Stayed out of foul trouble," he said. Freshman point guard Bryant Crawford, who had the winning basket in the closing seconds of the first-round win over No. 13 Indiana, led the Demon Deacons with 15 points. John Collins scored 14 and Devin Thomas added 13.

Game 6 • Nov. 25, 2015

Vanderbilt..... 63
vs. Kansas..... 70
Lahaina, Hawaii (Lahaina Civic Center)

Vanderbilt 63 • 5-1

Table with columns: #, Player, FG, 3-PT, Rebounds, FT, PF, TP, A, TO, Blk, Stl, Min. Includes player stats for Vanderbilt and Kansas.

FG % 1st Half: 12-29 41.4% 2nd half: 11-27 40.7% Game: 23-56 41.1%
3FG % 1st Half: 4-15 26.7% 2nd half: 2-12 16.7% Game: 6-27 22.2%
FT % 1st Half: 2-3 66.7% 2nd half: 9-12 75.0% Game: 11-15 73.3%

KANSAS 70 • 4-1

Table with columns: #, Player, FG, 3-PT, Rebounds, FT, PF, TP, A, TO, Blk, Stl, Min. Includes player stats for Vanderbilt and Kansas.

FG % 1st Half: 10-31 32.3% 2nd half: 15-24 62.5% Game: 25-55 45.5%
3FG % 1st Half: 4-15 26.7% 2nd half: 3-6 50.0% Game: 8-16 50.0%
FT % 1st Half: 1-1 100.0% 2nd half: 11-21 52.4% Game: 12-22 54.5%

Officials: Roger Ayers, Doug Shotts, Patrick Evans
Technical fouls: Vanderbilt-None, KANSAS-None
Attendance: 2400
2015 All-Tournament Team: Wayne Selden Jr. (KU) - Co-MVP; Frank Mason (KU) - Co-MVP; Damian Jones (Vandy); Devin Thomas (Wake Forest); Patrick McCaw (UNLV); Perry Ellis (KU)

LAHAINA, Hawaii - Wayne Selden Jr. scored 25 points on 8-of-11 shooting, and the Jayhawks beat No. 19 Vanderbilt 70-63 on Wednesday for the tournament title.

Selden was 4 of 6 from 3-point range. He also had seven rebounds. The Jayhawks (4-1) did what no other team in the field could do, take a lead over the Commodores (5-1). It didn't happen until the second half but when they got it they extended it to as many as 13 points.

Kansas trailed by 10 points midway through the first half and the Jayhawks were able to cut the lead to 30-26 at halftime.

They took control with their offense, shooting 62.5 percent (15 of 24) in the second half. They got the lead for the first time with 18:16 to play on a jumper by Mason, and Vanderbilt never was in front again.

"I thought that we played a lot better in the first half than we did in the second. I'm guessing that Bill felt like they probably played a lot better in the second half than they did in the first," Vanderbilt coach Kevin Stallings said. "But, you know, shots that we are pretty accustomed to making, we didn't make today."

Vanderbilt closed to 68-63 with 16 seconds to play, and Mason and Jamari Traylor each made one free throw for the final margin.

"In the second half, they just came out and we got a little lazy and had some misses defensively," Vanderbilt's Luke Kornet said. "And they just came out made shots and we never really made the shots to counter it."

DeVonte Graham had 12 points for Kansas, and Mason added 10.

Damian Jones led the Commodores with 17 points. Kornet had 14, and Wade Baldwin IV 11.

Jones grabbed 10 rebounds, but the Jayhawks, led by Perry Ellis' eight, outrebounded Vanderbilt 39-32.

Kansas won this tournament in 1996 and title No. 2 came with wins over St. John's, Wake Forest and the Commodores.



Game 7 • Dec. 2, 2015

Detroit 52
at Vanderbilt 102
Nashville, Tenn. (Memorial Gym)

Detroit 52 • 2-3

Table with columns: #, Player, Total, 3-Pr, Rebounds, PF, TP, A, TO, Blk, Stl, Min. Rows include JENKINS, Chris; HOGAN, Jaleel; WILSON, Anton; GRANT, Matthew; WILLIAMS, Jarod; GIBSON, Jalen; BRUNDIGE, Carlton; ROBINSON, Patrick; FOSTER-SMITH, Aaron; MCFOLLEY, Josh; BLACKSHEAR, Gerald.

Totals 16-70 11-27 9-12 13 21 34 22 52 4 15 1 6 200
FG % 1st Half: 6-31 19.4% 2nd Half: 10-39 25.6%
3FG % 1st Half: 4-13 30.8% 2nd Half: 7-14 50.0%
FT % 1st Half: 4-4 100.0% 2nd Half: 5-8 62.5%

Vanderbilt 102 • 6-1

Table with columns: #, Player, Total, 3-Pr, Rebounds, PF, TP, A, TO, Blk, Stl, Min. Rows include KORNET, Luke; JONES, Damian; BALDWIN IV, Wade; LACHANCE, Riley; CRESSLER, Nolan; TOYE, Joe; FISHER-DAVIS, Matthe; WATKINS, Nathan; ROBERSON, Jeff; JOSEPHS, Carter; MCGLOIN, Phillip; SEHIC, Samir; HENDERSON, Josh.

Totals 35-61 12-26 20-30 11 42 53 14 102 18 12 11 7 200
FG % 1st Half: 16-29 55.2% 2nd Half: 19-32 59.4%
3FG % 1st Half: 7-15 46.7% 2nd Half: 5-11 45.5%
FT % 1st Half: 8-12 66.7% 2nd Half: 12-18 66.7%

Officials: Ron Groover, John Hampton, Lamar Simpson
Technical fouls: Detroit-None. Vanderbilt-None.
Attendance: 1958

Score by periods table with columns: 1st, 2nd, Total. Rows for Detroit (20, 32, 52) and Vanderbilt (47, 55, 102).

Last FG - DETROIT 2nd-02:17, VU 2nd-00:24.
Largest lead - DETROIT by 5 1st-17:09, VU by 52 2nd-07:06.

NASHVILLE - Vanderbilt held Detroit to just five made field goals inside the arc. Coach Kevin Stallings was a bit more upset that his Commodores gave up 11 3-pointers, even in a rout.

Wade Baldwin IV led seven Commodores in double figures with 20 points, and No. 16 Vanderbilt beat Detroit 102-52 in a quick stop at home.

The Commodores (6-1) played their first game since finishing second to Kansas in the Maui Invitational last week, and they visit No. 25 Baylor on Sunday. This was the first time Vanderbilt has had six players in double figures since Nov. 11, 2008, against Central Arkansas, and the Commodores hadn't scored 100 since Feb. 12, 2012, in a 102-76 win at Mississippi.

Nolan Cressler scored 14 points, his most since transferring to Vanderbilt. Matthew Fisher-Davis hit four 3-pointers in scoring a season-high 12 points. Josh Henderson finished with 11, and Damian Jones, Riley LaChance and Joe Toye all had 10 each.

Anton Wilson led Detroit (2-3) with 14 points. Jarod Williams had 12, and Chris Jenkins and Josh McFolley each had 11.

The Horizon League team came in tied for second in the nation scoring 96 points a game and scored the first five points. The Titans were tied twice.

Then Vanderbilt shook off its jet lag going on a 31-7 spurt that featured 14 straight points as the Titans missed 11 straight shots. The Commodores also strung together another 10-0 run as they just kept pushing their lead with a 3-pointer by Fisher-Davis putting them up 36-14 with 3:26 left.

Then the Titans hit three straight buckets, including back-to-back 3s. That prompted Stallings to take a timeout, and he slammed his dry erase board down on the floor as his Commodores huddled around.

Vanderbilt finished the half scoring the final nine points in leading 47-20 at halftime.

In the second half, the Commodores led by as much as 50 when Cressler hit a 3 with 7:55 left at 86-36. They matched with the final margin with Stallings playing 13 players.

Game 8 • Dec. 6, 2015

Vanderbilt 67
at Baylor 69
Waco, Texas (Ferrell Center)

Vanderbilt 67 • 6-2 #16/13

Table with columns: #, Player, Total, 3-Pr, Rebounds, PF, TP, A, TO, Blk, Stl, Min. Rows include KORNET, Luke; JONES, Damian; BALDWIN IV, Wade; FISHER-DAVIS, Matthe; LACHANCE, Riley; ROBERSON, Jeff; CRESSLER, Nolan; HENDERSON, Josh.

Totals 22-47 10-21 13-17 9 23 32 17 67 17 17 6 200
FG % 1st Half: 12-23 52.2% 2nd Half: 10-24 41.7%
3FG % 1st Half: 5-10 50.0% 2nd Half: 5-11 45.5%
FT % 1st Half: 3-4 75.0% 2nd Half: 10-13 76.9%

Baylor 69 • 6-1 #25/23

Table with columns: #, Player, Total, 3-Pr, Rebounds, PF, TP, A, TO, Blk, Stl, Min. Rows include Gathers, Luke; Prince, Taurean; Medford, Lester; Wainright, Ishmail; Freeman, Al; Lindsey, Jake; Motley, Johnathan; McClure, King; Maston, Terry.

Totals 26-65 11-11 12-20 20 19 39 17 69 18 7 6 200
FG % 1st Half: 13-32 40.6% 2nd Half: 13-33 39.4%
3FG % 1st Half: 3-6 50.0% 2nd Half: 3-5 60.0%
FT % 1st Half: 5-7 71.4% 2nd Half: 7-13 53.8%

Officials: Doug Simmons, Patrick Adams, Roger Ayers
Technical fouls: Vanderbilt-None. Baylor-None.
Attendance: 7088
Fouled out: Vanderbilt: #4 Baldwin IV 0:42; Baylor: #2 Gathers 0:41

Score by periods table with columns: 1st, 2nd, Total. Rows for Vanderbilt (32, 35, 67) and Baylor (34, 35, 69).

Last FG - VU 2nd-00:43, BU 2nd-00:26.
Largest lead - VU by 13 2nd-11:35, BU by 8 1st-02:20.

WACO, Texas - The Commodores couldn't hold on after scoring 17 points in a row midway through the second half, as Baylor erased a 13-point deficit on way to a 69-67 victory when Lester Medford made a 3-pointer while being fouled in the final minute.

The Bears (6-1) missed nine shots in a row before Prince hit a 3-pointer to finally end their scoring drought and start a stretch when Vanderbilt (6-2) had four of its 17 turnovers. Prince had seven points in the 13-0 run to get the Bears even, including a one-hander off the glass while falling down and his steal that led to a fadeaway jumper.

Wade Baldwin IV had 19 points for the Commodores, but fouled out when he knocked down Medford on the game-winning shot with 42 seconds left -- the last points scored in the game. Fisher-Davis had 11 points.

Fisher-Davis had a pair of 3-pointers and two assists in the 17-0 run over a 5-minute span. His later assist came on Baldwin's run-capping 3-pointer that put Vandy up 52-39.

But it was 52-all when Ismail Wainright drove the baseline for a two-handed slam with 8:40 left.

Medford finished with 15 points. Rico Gathers had 10 points and 13 rebounds, becoming Baylor's career rebounding leader.

Medford stayed sitting on the floor, gritting his teeth and shaking both fists as teammates gathered around the point guard after his big 3 from the left corner.

Gathers fouled out while going for the rebound when Medford missed his free throw. But Nolan Cressler missed two free throws at the other end for Vanderbilt.

The Commodores got off two shots in the final 4 seconds, including Cressler's baseline jumper after a rebound.

Game 9 • Dec. 9, 2015

Dayton 72
at Vanderbilt 67
Nashville, Tenn. (Memorial Gym)

Dayton 72 • 7-1

Table with columns: #, Player, Total, 3-Pr, Rebounds, PF, TP, A, TO, Blk, Stl, Min. Rows include POLLARD, Kendall; McELVENE, Steve; DAVIS, Kyle; COOKE, Charles; SMITH, Scoochie; DAVIS, Darrell; MILLER, Sam; CROSBY, John; WILLIAMS, Xeyvius; WEHRLI, Bobby.

Totals 27-60 5-15 13-22 15 26 41 21 72 9 12 1 7 200
FG % 1st Half: 13-33 39.4% 2nd Half: 14-27 51.9%
3FG % 1st Half: 3-10 30.0% 2nd Half: 2-5 40.0%
FT % 1st Half: 7-9 77.8% 2nd Half: 6-13 46.2%

Vanderbilt 67 • 6-3

Table with columns: #, Player, Total, 3-Pr, Rebounds, PF, TP, A, TO, Blk, Stl, Min. Rows include ROBERSON, Jeff; JONES, Damian; BALDWIN IV, Wade; FISHER-DAVIS, Matthe; LACHANCE, Riley; TOYE, Joe; SEHIC, Samir; CRESSLER, Nolan; HENDERSON, Josh.

Totals 21-51 6-17 19-25 7 24 31 21 67 6 13 6 3 200
FG % 1st Half: 15-26 57.7% 2nd Half: 6-25 24.0%
3FG % 1st Half: 4-8 50.0% 2nd Half: 2-9 22.2%
FT % 1st Half: 6-8 75.0% 2nd Half: 13-17 76.5%

Officials: Anthony Jordan, Patrick Evans, James Breeding
Technical fouls: Dayton-None. Vanderbilt-None.
Attendance: 10469

Score by periods table with columns: 1st, 2nd, Total. Rows for Vanderbilt (22, 45, 67) and Dayton (40, 27, 67).

Last FG - UD 2nd-00:43, VU 2nd-00:26.
Largest lead - UD by 7 2nd-10:15, VU by 16 1st-03:02.

NASHVILLE - First, the 21st-ranked Vanderbilt Commodores lost the Southeastern Conference's best shot blocker to injury. Then they lost a 16-point lead on their own floor.

The Commodores announced just before tipoff that Luke Kornet will miss up to six weeks with a torn medial collateral ligament in his left knee. Minus the junior, they still jumped out to a big lead against Dayton.

But without their most physical player, the Commodores couldn't hold on and lost 72-67.

Kendall Pollard scored a season-high 21 points for Dayton. Scoochie Smith added 13 points, and Steve McElvne added 10 as Dayton shot its way back into the lead despite just seven points from leading scorer Charles Cooke.

The Flyers (7-1) now have beaten three teams from the Power 5 conferences this season, with previous wins over Alabama and Iowa. They have won two straight since being routed 90-61 by Xavier.

Wade Baldwin IV and Damian Jones scored 18 apiece for Vanderbilt (6-3), which hit just two of its final 10 shots. Matthew Fisher-Davis and Riley LaChance each added 11 points.

Vanderbilt took its biggest lead at 38-22 off a 12-2 run. Darrell Davis answered by scoring the next eight points starting a 23-6 run that spanned halftime and put Dayton ahead 45-44 early in the second half on a layup by Cooke.

The Commodores missed eight of their first nine shots in the second half before Jones threw down a one-handed dunk and hit the free throw to put Vandy back up 47-45 with 13:50 left.

But Pollard hit just the fifth 3-pointer of his career with 44 seconds left to help seal the upset for Dayton, matching the Flyers' biggest lead. Smith missed two free throws with 36 seconds left, and Fisher-Davis hit a 3 from the left corner with 25 seconds left to pull Vandy within 69-67.

Baldwin missed a layup for Vandy, and the Flyers hit three of four free throws in the final 12 seconds.



Game 10 • Dec. 19, 2015

Wofford 56
vs. Vanderbilt 80
Nashville, Tenn. (Memorial Gym)

Wofford 56 • 3-7
Player stats table for Wofford vs Vanderbilt, Dec 19, 2015.

Vanderbilt 80 • 7-3
Player stats table for Vanderbilt vs Wofford, Dec 19, 2015.

Score by periods, Points in half, and Technical fouls for Game 10.

Game 11 • Dec. 22, 2015

Vanderbilt 55
vs. Purdue 68
West Lafayette, Ind. (Mackey Arena)

Vanderbilt 55 • 7-4
Player stats table for Vanderbilt vs Purdue, Dec 22, 2015.

Purdue 68 • 12-1
Player stats table for Purdue vs Vanderbilt, Dec 22, 2015.

Score by periods, Points in half, and Technical fouls for Game 11.

Game 12 • Dec. 30, 2015

Western Michigan 61
vs. Vanderbilt 86
Nashville, Tenn. (Memorial Gym)

Western Michigan 61 • 5-7
Player stats table for Western Michigan vs Vanderbilt, Dec 30, 2015.

Vanderbilt 86 • 8-4
Player stats table for Vanderbilt vs Western Michigan, Dec 30, 2015.

Score by periods, Points in half, and Technical fouls for Game 12.

NASHVILLE - Vanderbilt coach Kevin Stallings gave his star center simple instructions: Try to score every time you get the ball.

Damian Jones got the message. The 7-foot junior, projected as an first-round NBA draft pick, scored a season-high 21 points and grabbed seven rebounds, leading the Commodores to an 80-56 win over Wofford on Saturday night.

Jones scored 14 points in the first half, the most by a Commodore this season. He hit 7 of 13 from the floor and 7 of 10 from the foul line.

Jeff Roberson added 13 points and seven rebounds for the Commodores (7-3), who outrebounded the Terriers 43-30.

Vanderbilt's Matthew Fisher-Davis scored 10 points, including three 3-pointers, and grabbed a career-high 11 rebounds.

Fisher-Davis helped fill the void left by Luke Kornet, a 7-foot-1 forward who is out four to six weeks with an MCL tear in his left knee. Kornet is the team's best defender, the Southeastern Conference's leading shot blocker (2.75 bpg) and was one of the nation's top 3-point shooters among big men last season (40 percent).

Baldwin added 10 points for the Commodores, who played their first game in 10 days after finishing first semester final exams.

Spencer Collins scored 13 points and Justin Gordon added another 11 as Wofford (3-7) shot just 34.4 percent from the floor in losing their third straight.

Vanderbilt broke a tie game with a 14-3 run capped by Jones' three-point play to take a 23-12 lead with 6:17 left in the first half and made a 10-0 run capped by Fisher-Davis' 3-pointer, building their lead to 35-19 with 5:25 seconds left in the half.

Vanderbilt hit six of its first eight shots from beyond the 3-point arc while Wofford shot 22.6 percent from the floor in the first half, including a 3 of 22 showing from 2-point range.

The Terriers never got closer than 10 in the second half.

WEST LAFAYETTE, Ind. - Purdue was struggling from behind the arc and was in danger of losing a second straight game after winning its first 11.

Then A.J. Hammons took over, scoring 15 of his 21 points in the second half to rally the 14th-ranked Boilermakers to a 68-55 win over Vanderbilt.

Hammons added 10 rebounds and seven blocks in his 28 minutes as Purdue bounced back from Saturday's loss to No. 9 Butler in the Crossroads Classic in Indianapolis.

Rapheal Davis added 14 points and Caleb Swanigan had 13 for the Boilermakers (12-1), who extended their Mackey Arena winning streak to 15 games. Purdue missed 17 of its 19 3-point attempts.

Wade Baldwin scored 13 points and Jeff Roberson added 12 for Vanderbilt (7-4), coached by former Purdue guard and assistant coach Kevin Stallings. The Commodores shot only 34.9 percent (22 of 63) and were out rebounded 43-34, including 23-9 during the pivotal second half, when the Boilermakers outscored Vanderbilt, 45-29.

Two Hammons free throws with 4:05 to play gave Purdue a 51-42 lead, capping a 22-8 run that included a 3-pointer from Ryan Cline and nine points from Hammons.

Purdue finally got untracked with 11:42 remaining, beginning a 10-0 run that included eight points from its big men, four from Isaac Haas and two each from Swanigan and Hammons to seize a 39-34 advantage with 8:53 to play.

Stallings, whose team also has played Kansas with its strong front line, was asked about Purdue's wealth of size.

"Kansas didn't hurt us inside," Stallings said. "We got killed inside tonight. It was an ugly game with a bunch of fouls. Purdue missed some open shots, but they got the ball where it needed to be."

Vanderbilt took a 26-23 halftime lead, outscoring Purdue 7-2 during the final 3:24, including a 3-pointer from Roberson.

NASHVILLE - Wade Baldwin IV got Vanderbilt back in a winning frame of mind in its final tuneup for the Southeastern Conference schedule.

The sophomore point guard scored 15 points and tied a career high with 10 assists, leading Vanderbilt to an 86-61 win over Western Michigan.

Riley LaChance and Nolan Cressler each added 14 for the Commodores, who shot 52 percent from the floor. LaChance was held scoreless for the first time in his career in a loss at Purdue eight days earlier. He scored a career-high 26 in a win over Purdue in 2014.

Damian Jones scored 13 points and became the 44th Commodore to score 1,000 career points, reaching 1,006.

Jeff Roberson added 11 points and 10 rebounds for the Commodores (8-4), who hit 11 of 30 shots from 3-point range.

Western Michigan (5-7) made only 2 of 18 from beyond the 3-point arc.

Thomas Wilder led the Broncos with 21 points and Tucker Haymond added 18.

LaChance scored seven straight points for the Commodores on two foul shots, a layup and a 3-pointer, giving Vanderbilt a 52-40 lead with 13:32 left.

Freshman Joe Toye energized the crowd of 10,092 with two straight dunks, increasing the Commodores' lead to 61-44 with 9:41 left.

Vanderbilt jumped to a 15-6 lead on Matthew Fisher-Davis' 3-pointer with 15:15 left in the first half as the Commodores hit six of their first eight shots, including three 3-pointers.

Western Michigan narrowed the deficit to three, but the Commodores answered with a 17-5 run to take a 32-17 lead on two free throws by Jeff Roberson with 5:11 left in the half.

Vanderbilt took a 37-28 advantage on Jones' foul shot with 37.8 seconds left in the half and the Commodores held a nine-point cushion at halftime.

Vanderbilt improved to 14-1 against the Mid-American Conference.



Game 13 • Jan. 2, 2016

LSU 90
at Vanderbilt 82
Nashville, Tenn. (Memorial Gym)

LSU 90 • 8-5, 0-1 SEC

Table with columns: #, Player, Total, FG-FGA, 3-Pr, Rebounds, PF, TP, A, TO, Blk, Stl, Min. Lists stats for 22 players and team totals.

FG % 1st Half: 12-27 44.4% 2nd half: 18-35 51.4% Game: 30-62 48.4%
3FG % 1st Half: 2-8 25.0% 2nd half: 3-8 37.5% Game: 5-16 31.3%
FT % 1st Half: 8-10 80.0% 2nd half: 17-21 81.0% Game: 25-31 80.6%

Vanderbilt 82 • 8-5, 0-1 SEC

Table with columns: #, Player, Total, FG-FGA, 3-Pr, Rebounds, PF, TP, A, TO, Blk, Stl, Min. Lists stats for 11 players and team totals.

FG % 1st Half: 9-25 36.0% 2nd half: 16-29 55.2% Game: 25-54 46.3%
3FG % 1st Half: 4-12 33.3% 2nd half: 6-11 54.5% Game: 10-23 43.3%
FT % 1st Half: 13-13 100.0% 2nd half: 9-12 75.0% Game: 22-25 88.0%

Officials: Karl Hess, Garrick Shannon, Patrick Evans
Technical fouls: LSU-None, Vanderbilt-None.
Attendance: 13380

Score by periods table for LSU vs Vanderbilt. Shows 1st, 2nd, 3rd, 4th quarter scores and total.

Last FG - LSU 2nd-01:13, VU 2nd-00:00.
Largest lead - LSU by 13 2nd-00:53, VU by 5 1st-15:34.

NASHVILLE - Ben Simmons scored 36 points and grabbed 14 rebounds as the LSU Tigers beat Vanderbilt 90-82 in the Southeastern Conference opener for both teams.

Simmons scored 18 in each half, and Keith Hornsby added 23 points as the Tigers (8-5) picked up their fourth victory in five games. Coach Johnny Jones has yet to lose to Vanderbilt, improving to 5-0 even with this the third straight at Memorial Gym.

Craig Victor II added 11 points for the Tigers. Vanderbilt (8-5) came in leading the SEC in scoring defense, holding opponents to 61.8 points, and third nationally holding opponents to 35.8 percent shooting.

Wade Baldwin IV led five Commodores in double figures with 17 points. Jeff Roberson added 13, Matthew Fisher-Davis 11 and Riley LaChance and Damian Jones each had 12.

The Tigers came in second in the SEC scoring an average of 83.8 points per game, while Vanderbilt leads the league and ranks third nationally holding opponents to 35.8 percent shooting. For the first 30 minutes, this looked to be headed for overtime just like last season when LSU pulled that win out. The teams swapped the lead 14 times with six ties.

Vanderbilt led 35-34 at halftime and last led 51-50 on a 3-pointer by Baldwin from the top of the key. Hornsby hit a 3 to put LSU ahead to stay with 13:21 remaining, and the Tigers built that lead to as much as nine until the final minutes. Vanderbilt got within four a couple times, the last on a driving layup by LaChance with 5:00 left.

Hornsby hit another 3, and Vanderbilt didn't get closer than five the rest of the way.

Simmons, the freshman from Australia, dominated. He scored 11 straight in the first half and 15 of 17 in keeping LSU close. Simmons scored over and over again with dunks, and he was 16 of 19 with all of LSU's attempts until Tim Quarterman split a pair of free throws with 2:01 left.

Game 14 • Jan. 5, 2016

Vanderbilt 85
at Arkansas 90 (OT)
Fayetteville, Ark. (Bud Walton Arena)

Vanderbilt 85 • 8-6, 0-2 SEC

Table with columns: #, Player, Total, FG-FGA, 3-Pr, Rebounds, PF, TP, A, TO, Blk, Stl, Min. Lists stats for 13 players and team totals.

FG % 1st Half: 11-23 47.8% 2nd half: 13-23 56.5% OT: 2-6 33.3% Game: 26-52 50.0%
3FG % 1st Half: 6-11 54.5% 2nd half: 3-6 50.0% OT: 1-3 33.3% Game: 10-20 50.0%
FT % 1st Half: 4-6 66.7% 2nd half: 16-22 72.7% OT: 3-4 75.0% Game: 23-32 71.9%

Arkansas 90 • 7-7, 1-1 SEC

Table with columns: #, Player, Total, FG-FGA, 3-Pr, Rebounds, PF, TP, A, TO, Blk, Stl, Min. Lists stats for 10 players and team totals.

FG % 1st Half: 13-33 39.4% 2nd half: 13-32 40.6% OT: 3-6 50.0% Game: 29-71 40.8%
3FG % 1st Half: 3-7 42.9% 2nd half: 3-4 50.0% OT: 0-1 0.0% Game: 6-14 42.9%
FT % 1st Half: 11-13 84.6% 2nd half: 8-13 61.5% OT: 7-9 77.8% Game: 26-35 74.3%

Officials: Mike Nance, Lee Cassell, Olandis Poole
Technical fouls: Vanderbilt-None, Arkansas-None.
Attendance: 14179

Score by periods table for Vanderbilt vs Arkansas. Shows 1st, 2nd, 3rd, 4th quarter scores and total.

Last FG - VU 2nd-00:52, AR OT-00:33.
Largest lead - VU by 6 1st-17:12, AR by 13 2nd-18:48.

FAYETTEVILLE, Ark. - Anthon Bell scored a season-high 26 points, Moses Kingsley added 25 and Arkansas forced 26 turnovers in a 90-85 overtime victory against Vanderbilt.

Kingsley did his part by scoring in double figures for the 14th time this season. He and Bell, who hit 6 of 10 from 3-point range, scored consistently for Arkansas, which rebounded after its 23-point loss at Texas A&M in a SEC opener last Saturday.

Arkansas also leaned on its defense to pressure Vanderbilt into its season-high for turnovers. The Commodores had 14 during a first half in which the Razorbacks started slow, but managed to build a 40-32 lead behind Kingsley's 10 points and Bell's nine.

Bell and Kingsley helped Arkansas quickly stretch its lead to 13 points early in the second half by scoring five quick points. But the Razorbacks went nearly five minutes without a field goal, while the Commodores used a 20-4 run to take a 52-49 lead.

Kingsley and Bell combined to score Arkansas' next 16 points, setting up a back-and-forth finish in regulation.

Vanderbilt guard Wade Baldwin IV made a driving layup with 12.8 seconds left to give the Commodores a 75-74 lead. After an Arkansas timeout, Bell knocked down a 3-pointer to make it 77-75 with two seconds left.

Damian Jones caught a full-court pass over 6-foot Arkansas guard Anton Beard and drove to the basket for a dunk at the buzzer to force overtime.

The 7-foot Jones equaled career highs with 24 points and 15 rebounds for Vanderbilt (8-6, 0-2).

Instead, Arkansas turned to its defense. The Razorbacks forced five turnovers in overtime and converted the Vanderbilt mistakes into eight points. Arkansas outscored Vanderbilt 29-9 off turnovers.

The key stop came in the final seconds as Arkansas guard Jabril Durham had a steal and made two free throws at the other end to give the Razorbacks a five-point lead.

Durham finished with 11 points, six assists and four steals. Matthew Fisher-Davis scored a career-high 20 points for the Commodores, who have lost six of their past nine games after starting the season 5-0.

Game 15 • Jan. 9, 2016

Vanderbilt 65
at South Carolina 69
Columbia, S.C. (Colonial Life Arena)

Vanderbilt 65 • 8-7, 0-3 SEC

Table with columns: #, Player, Total, FG-FGA, 3-Pr, Rebounds, PF, TP, A, TO, Blk, Stl, Min. Lists stats for 11 players and team totals.

FG % 1st Half: 14-34 41.2% 2nd half: 6-17 35.3% Game: 20-61 32.8%
3FG % 1st Half: 5-15 33.3% 2nd half: 0-9 0.0% Game: 5-24 20.8%
FT % 1st Half: 5-8 62.5% 2nd half: 1-1 10.0% Game: 6-9 66.7%

South Carolina 69 • 15-0, 2-0 SEC

Table with columns: #, Player, Total, FG-FGA, 3-Pr, Rebounds, PF, TP, A, TO, Blk, Stl, Min. Lists stats for 14 players and team totals.

FG % 1st Half: 12-29 41.4% 2nd half: 12-28 42.9% Game: 24-57 42.1%
3FG % 1st Half: 2-7 28.6% 2nd half: 1-6 16.7% Game: 3-13 23.1%
FT % 1st Half: 11-13 84.6% 2nd half: 9-15 60.0% Game: 19-29 65.5%

Officials: Joe Lindsay, Tim Gattis, Sean Casey
Technical fouls: Vanderbilt-None, South Carolina-None.
Attendance: 15055

Score by periods table for Vanderbilt vs South Carolina. Shows 1st, 2nd, 3rd, 4th quarter scores and total.

Last FG - VU 2nd-00:00, SC 2nd-01:57.
Largest lead - VU by 8 1st-18:18, SC by 7 2nd-00:28.

COLUMBIA, S.C. - Sindarius Thornwell had 19 points and eight rebounds and No. 22 South Carolina remained undefeated with a 69-65 victory over Vanderbilt.

South Carolina (15-0, 2-0 Southeastern Conference) passed its first tough test of the season, taking its first lead on PJ Dozier's floater with 10:54 left. Dozier then hit a reverse layup as the rare near sellout crowd at Colonial Life Center roared.

Dozier scored seven of the nine points over the next 5 minutes and the Gamecocks held off Vanderbilt (8-7, 0-3) with good defense. The Commodores missed 19 of their last 23 shots.

South Carolina and SMU are the only unbeaten teams left in Division I. South Carolina has only reached 15 wins in three of its past 10 seasons.

Riley LaChance scored 13 of his season-high 15 points in the first half. Wade Baldwin IV added 13 points and Damian Jones had 12.

The Commodores built an 8-0 lead less than 2 minutes in as Luke Kornet hit back-to-back 3-pointers and Jones had a putback.

The deficit was the largest South Carolina had faced all season. The Gamecocks also trailed for 19:45 of the first half, which was more time than they had been behind in any game.

But South Carolina kept it close. Five times the Gamecocks were down one and failed to take the lead.

Once South Carolina took over, though, Vanderbilt couldn't respond. Nolan Cressler fouled out with 7:55 left and Jones got his fifth foul with 6:34 to go. Baldwin also fouled out at the end as the Commodores sent South Carolina to the line.

Free throws kept Vanderbilt in it. The Commodores made 11 foul shots during the final 14 minutes.



Game 16 • Jan. 12, 2016

Auburn 57
vs. Vanderbilt 75
Nashville, Tenn. (Memorial Gym)

Table with columns: #, Player, FG, 3-PT, Rebounds, PF, TP, A, TO, Blk, Stl, Min. Includes player stats for Auburn and Vanderbilt.

Summary statistics for Game 16, including FG %, 3FG %, FT %, and Rebounds for both teams.

Score by periods table for Game 16, showing 1st, 2nd, and Total scores for Auburn and Vanderbilt.

NASHVILLE - Junior forward Luke Kornet reminded everyone why the Vanderbilt Commodores missed him so much when he missed five games with a torn left MCL.

Kornet blocked a school-record 10 shots and finished with the second triple-double in Vanderbilt history with 11 points and 11 rebounds Tuesday night, helping the Commodores snap a three-game skid to start Southeastern Conference play beating Auburn 75-57.

This was just Kornet's third game back, and this performance came about the time the 7-foot-1 junior had been expected back. He played 37 minutes, finally getting the triple-double with 39 seconds left after missing three free throws inside the final minute.

The Commodores (9-7, 1-3) had been the SEC's only team with three losses and came in having lost seven of their last 10 since opening the season with five straight victories. They also were coming off their worst shooting performance this season in a loss last weekend at South Carolina.

Vanderbilt shook that off with an impressive performance, knocking down 14 of its first 18 shots, including the first six 3-pointers. The Commodores both outshot Auburn (55.3 percent to 32.8 percent) and outrebounded the Tigers (45-35).

Wade Baldwin IV scored 17 points and tied his career-high with 10 assists. He just missed a triple-double with seven rebounds. Jeff Roberson added 14 points for Vanderbilt, and Riley LaChance had 13.

Auburn (7-8, 1-3) lost its third straight. Kareem Canty had a team-high 16 points, and Cinmeon Bowers added 13 and 10 rebounds.

Tigers coach Bruce Pearl said this was probably the first time he's brought a team into Memorial Gym and didn't press all 40 minutes. He also said Vanderbilt fans should relax with the Commodores playing one of the toughest schedules in college basketball.

Pearl's short-handed Tigers just couldn't keep up with Vanderbilt's shooting, instead going scoreless for stretches. Vanderbilt strung together run after run, including a 19-4 stretch that padded the Commodores' lead to 17 for the first time with 6:05 left on a 3-pointer by LaChance.

Vanderbilt led 39-22 at halftime and pushed the lead to as much as 23 points in the second half.

Game 17 • Jan. 16, 2016

Alabama 63
vs. Vanderbilt 71
Nashville, Tenn. (Memorial Gym)

Table with columns: #, Player, FG, 3-PT, Rebounds, PF, TP, A, TO, Blk, Stl, Min. Includes player stats for Alabama and Vanderbilt.

Summary statistics for Game 17, including FG %, 3FG %, FT %, and Rebounds for both teams.

Score by periods table for Game 17, showing 1st, 2nd, and Total scores for Alabama and Vanderbilt.

NASHVILLE - Riley LaChance missed practice and for most of Vanderbilt's pregame shoot-around he was sick enough he could keep little down except water.

The sophomore guard couldn't have looked healthier against Alabama.

LaChance scored a season-high 18 points and hit a career-best 5 of 6 from 3-point range, and the Commodores beat Alabama 71-63 for their second straight victory.

LaChance also spent plenty of time Friday at the student health clinic with what Stallings said might be tonsillitis. That didn't stop LaChance from playing 35 minutes.

The Commodores (10-7, 2-3) desperately needed these games at home after opening their Southeastern Conference schedule 0-3, and they responded by winning back-to-back games for the first time since November. They won't have consecutive games at Memorial Gym again until the end of February.

Jeff Roberson scored 16 points and grabbed 11 rebounds, and Damian Jones added 13 for Vanderbilt.

Alabama (10-6, 1-3) came in off its third upset of a Top 25 team this season after handing No. 19 South Carolina its first loss Wednesday night but lost for the third time in four games.

Shannon Hale led Alabama with 13 points before fouling out with 4:14 left, and Retin Obasohan added 10.

The Crimson Tide led only twice with the biggest margin coming off Riley Norris' 3-pointer to open the game. Wade Baldwin IV hit a jumper to put Vandy ahead 17-16, and Alabama managed only to tie it up twice more.

Vanderbilt led 33-31 at halftime and started the second half on a 10-1 run. Alabama went nearly six minutes between field goals after Shannon Hale's layup with 23 seconds left before halftime until Norris' layup with 14:37 to go. In that time, the Commodores built their biggest lead to 43-32 with a 3-pointer from LaChance with 15:02 remaining.

Jones had one point in the first half but scored nine of Vanderbilt's first 15 points in the second. He capped that with a three-point play off his third dunk nearly midway through the half for a 48-38 lead.

Game 18 • Jan. 20, 2016

Vanderbilt 88
vs. Tennessee 74
Knoxville, Tenn. (Thompson-Boling Arena)

Table with columns: #, Player, FG, 3-PT, Rebounds, PF, TP, A, TO, Blk, Stl, Min. Includes player stats for Vanderbilt and Tennessee.

Summary statistics for Game 18, including FG %, 3FG %, FT %, and Rebounds for both teams.

Score by periods table for Game 18, showing 1st, 2nd, and Total scores for Vanderbilt and Tennessee.

KNOXVILLE - Vanderbilt relied on its usual formula to beat Tennessee under unusual circumstances.

Wade Baldwin IV scored a career-high 25 points and Matthew Fisher-Davis added 18 off the bench Thursday night as Vanderbilt utilized a prohibitive edge from 3-point range in an 88-74 victory over Tennessee.

Vanderbilt (11-7, 3-3 SEC) outscored Tennessee 39-12 on 3-pointers, including a 30-0 margin in the first half. Vanderbilt led by as many as 28 points on a snowy evening that produced a smaller crowd and less hostile atmosphere than the Commodores typically encounter when visiting Thompson-Boling Arena.

"It just didn't feel like the normal environment and understandably so, the roads are horrible," Vanderbilt coach Kevin Stallings said. "It kind of had a funky feeling to it all the way around. Nevertheless, you still have to play. You have to perform. They're not an easy team to play and they're not an easy team to beat, so we're happy to get in here and get a victory."

After losing its first three SEC games, Vanderbilt has won three straight to rejuvenate its NCAA Tournament hopes. The Commodores have turned things around by sinking 3-pointers and preventing opponents from making long-range shots.

Vanderbilt entered the night ranked fourth among all Division I teams in 3-point percentage defense (.275) and 14th in 3-point percentage (.409). The Commodores were 10 of 22 from 3-point range in the first half Wednesday and finished 13 of 33. Tennessee was 4 of 20 and missed its first nine attempts.

"You could say that's Coach Stallings' philosophy," Baldwin said. "We definitely emphasize taking away the 3. We'd rather have them score on a contested two than on a layup or a 3-point shot."

Luke Kornet had 10 points, 14 rebounds and five blocks for Vanderbilt. Camron Justice scored 12 points and Jeff Roberson added 11 with 10 boards.

Kevin Punter Jr. scored 26 points to lead Tennessee (9-9, 2-4). Armani Moore added 14 points in his return to Tennessee's lineup after missing a game with an ankle injury. Robert Hubbs III had 10 points.

"We were just awful," Tennessee coach Rick Barnes said.

Game 19 • Jan. 23, 2016
Vanderbilt..... 57
at Kentucky..... 76
Lexington, Ky. (Rupp Arena)

Vanderbilt 57 • 11-8, 3-4

#	Player	Total	3-Ptr			Rebounds			PF	TP	A	TO	Bk	Stl	Min
			FG	FGA	FT	FTA	Off	Def							
03	KORNET, Luke	f	2-8	1-3	2-2	2	5	7	2	7	2	2	0	0	22
11	ROBERSON, Jeff	f	3-6	2-3	4-4	0	0	0	2	12	0	1	0	0	32
30	JONES, Damian	c	5-7	0-0	3-6	2	7	9	2	13	1	2	1	1	31
04	BALDWIN IV, Wade	g	1-9	0-1	5-6	0	1	1	1	7	2	5	1	1	32
13	LACHANCE, Riley	g	1-5	1-3	0-0	0	1	1	1	3	1	1	0	0	21
00	JUSTICE, Camron	g	0-3	0-1	0-0	1	0	1	1	0	1	1	0	0	7
02	TOYE, Joe	g	1-1	0-0	3-4	0	0	0	5	1	0	0	0	12	
05	FISHER-DAVIS, Matthe	g	1-4	1-3	0-0	1	3	4	1	3	0	0	0	0	21
14	JOSEPHS, Carter	g	0-0	0-0	0-0	0	0	0	0	0	0	0	0	0	2
21	SEHIC, Samir	g	0-2	0-0	2-2	2	4	3	0	2	0	0	0	0	2
24	CRESSLER, Nolan	g	1-2	0-1	1-1	0	3	3	0	3	0	0	0	0	12
40	HENDERSON, Josh	g	1-3	0-0	0-0	1	1	2	0	2	0	0	0	1	6
Team															
Totals			16-50	5-15	20-25	10	22	32	10	57	8	12	3	3	200

FG % 1st Half: 7-21 33.3% 2nd half: 9-29 31.0% Game: 16-50 32.0%
 3FG % 1st Half: 3-7 42.9% 2nd half: 2-8 25.0% Game: 5-15 33.3%
 FT % 1st Half: 10-12 83.3% 2nd half: 10-13 76.9% Game: 20-25 80.0%

Kentucky 76 • 15-4, 5-2

#	Player	Total	3-Ptr			Rebounds			PF	TP	A	TO	Bk	Stl	Min
			FG	FGA	FT	FTA	Off	Def							
22	Poythress, Alex	f	8-10	0-1	0-0	0	2	2	3	16	0	0	0	0	27
23	Willis, Derek	f	2-8	1-6	2-2	1	8	9	3	7	0	1	1	0	30
03	Ulis, Tyler	g	9-13	2-4	1-1	0	3	3	21	5	2	0	1	1	34
13	Briscoe, Isaiah	g	3-8	0-1	0-0	0	4	4	3	6	4	2	0	0	36
23	Murray, Jamal	g	7-13	3-6	1-1	2	5	7	0	18	2	0	1	3	36
00	Lea, Marcus	g	3-5	0-0	0-0	1	4	5	3	6	0	0	1	1	17
01	Labissiere, Skal	g	0-1	0-1	0-0	0	0	0	0	0	0	0	0	4	
40	Matthews, Charles	g	1-2	0-0	0-2	2	0	2	2	2	1	2	0	0	15
24	Floreani, EJ	g	0-0	0-0	0-0	0	0	0	0	0	0	0	0	0	1
Team															
Totals			33-60	6-19	4-6	6	26	32	19	76	12	7	3	6	200

FG % 1st Half: 17-35 48.6% 2nd half: 16-25 64.0% Game: 33-60 55.0%
 3FG % 1st Half: 2-9 22.2% 2nd half: 4-10 40.0% Game: 6-19 31.6%
 FT % 1st Half: 1-3 33.3% 2nd half: 3-3 100.0% Game: 4-6 66.7%

Officials: Joe Lindsay, Ron Groover, Glenn Tullt
 Technical fouls: Vanderbilt-None. Kentucky-None.
 Attendance: 2297

Score by periods	1st	2nd	Total
Vanderbilt	27	30	57
Kentucky	37	39	76

Last FG - VU 2nd-03:41, UK 2nd-03:15.
 Largest lead - VU 2nd-04:05.

LEXINGTON - Tyler Ulis scored 21 points, Jamal Murray added 18 and Kentucky shot 64 percent in the second half to cruise past Vanderbilt 76-57 on Saturday.

The Wildcats (15-4, 5-2 Southeastern Conference) led throughout thanks to strong shooting, finishing at 55 percent from the field. Ulis' scoring was balanced, with 11 of his points coming during a second half in which Kentucky led by as many as 23. He finished 9 of 13 from the field with two 3-pointers and five assists in 34 minutes.

Murray was 7 of 13 from the field including 3 of 6 from long range. Alex Poythress got Kentucky started in both halves for 16 points on 8-of-10 shooting with many coming inside.

Kentucky held Vanderbilt (11-8, 3-4) to 32 percent shooting and 33 percent from behind the arc halting the Commodores' three-game winning streak. Vanderbilt entered the contest having made 29 of 62 3-pointers in its last three games.

Kentucky controlled the paint 34-18 while finishing even with Vanderbilt on the boards 32-32. The Wildcats rolled despite shooting just six free throws, making four.

Damian Jones had 13 points and Jeff Roberson added 12 for Vanderbilt, which made 20 of 25 free throws. None of it mattered.

Kentucky followed up Thursday's win at Arkansas by meeting another challenge against a Commodores squad that appeared headed in the right direction after starting 0-3 in league play.

Vanderbilt had sought a statement win to go along with its resurgence and presented multiple threats, from the 7-foot duo of Luke Kornet and Damian Jones to a potent perimeter shooting game 41 percent from long range.

Neither were factors in a shooting performance almost as cold as outside temperatures in the mid-20s at tipoff.

Poythress seemed determined to do his part inside early despite giving away several inches, muscling inside for layups along with a layup. He scored six straight points to ignite Kentucky's 18-13 run coming out of the break for a 55-40 lead that wasn't threatened.

Game 20 • Jan. 25, 2016
Florida..... 59
at Vanderbilt..... 60
Nashville, Tenn. (Memorial Gym)

Florida 59 • 13-7, 5-3 SEC

#	Player	Total	3-Ptr			Rebounds			PF	TP	A	TO	Bk	Stl	Min
			FG	FGA	FT	FTA	Off	Def							
10	Finney-Smith, Dorian	f	5-14	1-6	1-2	3	11	14	4	12	2	5	0	0	37
24	Leon, Justin	f	0-2	0-0	1-2	0	0	0	0	1	0	0	0	0	3
11	Etboun, John	c	1-4	0-0	0-0	1	3	4	5	2	0	2	1	23	
04	Allen, KeVaughn	g	6-12	3-4	1-1	1	1	2	2	16	0	0	0	2	30
11	Chiozza, Chris	g	4-11	1-3	1-1	1	3	4	2	10	3	3	0	2	31
00	Hill, Kasey	g	7-17	2-5	0-0	1	0	1	3	16	0	2	1	28	
01	Walker, DeVon	g	0-1	0-1	0-0	1	0	1	1	0	1	0	0	14	
02	Francis-Ramirez, B.	g	0-2	0-0	0-0	0	0	0	0	0	0	0	0	3	
03	Rimmon, Devin	g	0-3	0-1	0-0	2	1	3	3	0	0	0	0	13	
13	Haves, Keavarrus	g	0-3	0-0	0-0	3	2	5	3	0	0	1	0	13	
32	Ribner, Schuyler	g	0-1	0-0	2-2	0	1	1	1	2	0	0	0	5	
Team															
Totals			23-70	7-22	6-10	18	35	42	24	59	6	13	3	6	200

FG % 1st Half: 7-33 21.2% 2nd half: 16-37 43.2% Game: 23-70 32.9%
 3FG % 1st Half: 0-0 0.0% 2nd half: 7-12 58.3% Game: 7-22 31.8%
 FT % 1st Half: 5-7 71.4% 2nd half: 1-3 33.3% Game: 6-10 60.0%

Vanderbilt 60 • 12-8, 4-4 SEC

#	Player	Total	3-Ptr			Rebounds			PF	TP	A	TO	Bk	Stl	Min
			FG	FGA	FT	FTA	Off	Def							
03	KORNET, Luke	f	1-5	0-1	2-5	1	8	9	3	4	4	6	1	1	27
11	ROBERSON, Jeff	f	2-6	0-2	2-2	3	3	6	4	6	1	1	0	1	31
30	JONES, Damian	c	6-14	0-0	8-11	4	8	12	2	20	1	2	2	0	35
04	BALDWIN IV, Wade	g	7-13	1-1	9-14	2	2	4	3	20	4	0	1	35	
05	FISHER-DAVIS, Matthe	g	2-5	2-4	0-1	1	4	5	0	6	2	1	0	33	
00	JUSTICE, Camron	g	0-0	0-0	0-0	0	0	0	0	0	0	1	0	1	
02	TOYE, Joe	g	0-0	0-0	0-0	0	0	0	0	0	0	0	0	4	
13	LACHANCE, Riley	g	0-1	0-1	0-0	0	4	4	3	3	5	0	1	24	
14	JOSEPHS, Carter	g	0-0	0-0	0-0	0	0	0	1	0	0	0	0	9	
40	HENDERSON, Josh	g	0-0	0-0	0-0	0	0	0	0	0	0	0	0	1	
Team															
Totals			18-44	3-9	21-33	10	31	41	15	60	9	19	9	4	200

FG % 1st Half: 10-24 41.7% 2nd half: 8-20 40.0% Game: 18-44 40.9%
 3FG % 1st Half: 2-5 40.0% 2nd half: 1-4 25.0% Game: 3-9 33.3%
 FT % 1st Half: 8-12 66.7% 2nd half: 13-21 61.9% Game: 21-33 63.6%

Officials: Tony Greene, Olandis Poole, Keith Kimble
 Technical fouls: Florida-None. Vanderbilt-None.
 Attendance: 11251

Score by periods	1st	2nd	Total
Florida	19	40	59
Vanderbilt	30	30	60

Last FG - UF 2nd-00:01, VU 2nd-03:50.
 Largest lead - UF by 11-17:14, VU by 14-2nd-14:24.

NASHVILLE - Embarrassed by an ugly loss at Kentucky, the Vanderbilt Commodores made sure they bounced back with possibly their best win this season.

Damian Jones scored 20 points and grabbed 12 rebounds as Vanderbilt beat Florida 60-59 for the quality win they've so needed desperately.

The Commodores (12-8, 4-4 Southeastern Conference) won for the fourth time in five games. Even better, this marked the Commodores' first victory over a team with a Top 30 RPI. Vanderbilt lost its first six such games this season and needed a victory before February. They got it against Florida, which came in tied for second in the SEC with an RPI of 22.

Baldwin led Vanderbilt with 24 points, scoring 10 of the Commodores' final 14 points to preserve the win.

Florida (13-7, 5-3) snapped a three-game winning streak.

KeVaughn Allen hit three 3-pointers in the final 32 seconds trying to rally the Gators. Kasey Hill also added 16, Dorian Finney-Smith had 12 and Chris Chiozza 10.

The Gators not only came in on a winning streak, they were coming off the highest-scoring game by an SEC team this season after beating Auburn 95-63 last weekend. But Florida lost junior forward Justin Leon to an apparent concussion in the opening minutes, and the Gators also struggled through too many shooting droughts in their worst shooting game this season.

Florida led only once early at 3-2 and tied it up three times, the last at 9. Jones scored the next five points to put Vanderbilt ahead to stay as part of an 11-0 spurt, and the Commodores led 30-19 at halftime.

Vanderbilt led by 14 before starting to miss shots, too. Florida went on a 12-2 spurt to pull within 44-40.

The Gators then missed their next 11 shots in a scoring drought that lasted more than five minutes. Vandy wasn't much better, missing seven shots. They managed only a layup by Baldwin in that stretch so Finney-Smith's first 3 of the game with 4:26 left pulled Florida back within 48-43.

Baldwin's final two free throws with 7.1 seconds left gave the Commodores the win when Allen hit the Gators' seventh 3 of the half.

Game 21 • Jan. 30, 2016
Vanderbilt..... 58
at Texas..... 72
Austin, Texas (Erwin Center)

Vanderbilt 58 • 12-9

#	Player	Total	3-Ptr			Rebounds			PF	TP	A	TO	Bk	Stl	Min
			FG	FGA	FT	FTA	Off	Def							
03	KORNET, Luke	f	1-7	1-4	2-2	0	3	3	3	5	3	0	1	1	32
11	ROBERSON, Jeff	f	0-3	0-1	0-0	0	2	2	3	0	1	0	0	0	23
30	JONES, Damian	c	12-20	0-0	2-6	4	9	3	26	0	2	0	0	0	37
04	BALDWIN IV, Wade	g	0-0	0-0	0-0	0	0	0	1	0	0	3	1	10	
05	FISHER-DAVIS, Matthe	g	7-13	5-10	0-0	0	8	8	2	19	1	2	0	0	37
00	JUSTICE, Camron	g	0-1	0-0	0-0	0	1	1	0	1	0	1	0	1	
02	TOYE, Joe	g	0-2	0-1	1-2	0	0	2	1	0	0	0	0	12	
13	LACHANCE, Riley	g	3-6	1-2	0-0	2	1	3	4	7	4	2	0	0	29
14	JOSEPHS, Carter	g	0-0	0-0	0-0	0	0	0	0	0	0	0	0	0	
24	CRESSLER, Nolan	g	0-1	0-1	0-0	0	0	0	1	0	0	0	0	0	
Team															
Totals															



Game 22 • Feb. 4, 2016

Texas A&M 60
vs. Vanderbilt 77
Nashville, Tenn. (Memorial Gym)

Texas A&M 60 • 18-4, 7-2 SEC

Table with columns: #, Player, FG, FGA, 3-PT, FT, FTA, Rebounds (Off, Def, Tot), PF, TP, A, TO, Blk, Stl, Min. Lists stats for players like Jalen Jones, Tyler Davis, etc.

Summary statistics for Texas A&M: FG % 1st Half: 12-29 41.4%, 2nd half: 9-28 32.1%, Game: 21-57 36.8%

Vanderbilt 77 • 13-9, 5-4 SEC

Table with columns: #, Player, FG, FGA, 3-PT, FT, FTA, Rebounds (Off, Def, Tot), PF, TP, A, TO, Blk, Stl, Min. Lists stats for players like KORNET, Luke, ROBERSON, Jeff, etc.

Summary statistics for Vanderbilt: FG % 1st Half: 16-33 48.5%, 2nd half: 14-26 53.8%, Game: 30-59 50.8%

Officials: Tony Greene, Antonio Petty, Anthony Jordan
Technical fouls: Texas A&M-None, Vanderbilt-None.
Attendance: 10432.

Score by periods table showing 1st, 2nd, and Total scores for Texas A&M (33, 27, 60) and Vanderbilt (40, 37, 77).

Last FG - TAMU 2nd-01:30, VU 2nd-01:25.
Largest lead - TAMU by 4 1st-06:51, VU by 19 2nd-01:25.
Score tied - 2 times.
Lead changed - 2 times.

NASHVILLE - Vanderbilt was tired of the constant criticism.

So the Commodores took it out on No. 8 Texas A&M as Jeff Roberson scored a career-high 20 points, leading Vanderbilt to a 77-60 upset of the Aggies.

The Commodores created high expectations after starting the season ranked 18th, but they dropped out of the top 25 and lost five of their previous nine games.

Vanderbilt (13-9, 5-4 SEC) had lost its previous 13 games against ranked opponents, including a six this season.

Texas A&M (18-4, 7-2) lost for the second time in three games, including a 74-71 defeat at Arkansas on Jan. 27.

Vanderbilt tied a season high with 13 baskets from 3-point range.

Four Commodores broke into double figures, including Baldwin with 17 points, Luke Kornet with 14 points, Damian Jones with 13.

Jones posted a double-double with 10 rebounds and blocked five shots. Baldwin dished out eight assists. Kornet grabbed nine rebounds and made four 3-pointers.

Texas A&M's Jalen Jones, one of the nation's top players, was held to four points as he hit only 1 of 13 from the floor.

Tonny Trocha-Morelos led the Aggies with 13 points. Alex Caruso added 11 points. Danuel House scored 10.

Texas A&M shot just 37 percent from the field.

Vanderbilt got off to a great start by taking a 14-1 lead as the Commodores hit six of their first seven shots from the floor.

Jones and Kornet scored 16 of Vanderbilt's first 18 points.

Texas A&M responded with a 25-9 run that gave the Aggies as 26-23 lead on Admon Gilder's 3-pointer with 9:17 left.

Vanderbilt finished the first half with a strong push taking a 40-33 lead on a 3-pointer by Baldwin with three seconds left in the half.

Texas A&M's Jalen Jones missed eight of his first nine shots from the floor in the first 20 minutes.

The Commodores remained hot opening the second half with a 7-0 spurt that caused Kennedy to call a timeout after Kornet's 3-pointer from the top of the key stretched Vanderbilt's lead to 47-33 with 18:05 left.

Roberson's layup capped a 17-1 run, giving Vanderbilt a 49-33 lead with 17:15 left.



THE LAST TIME...

VANDERBILT INDIVIDUALS

Scoring:

Scored 25 points – Damian Jones (26), at Texas, 1/30/2016

Scored 30 points – Jeffery Taylor (30), at Davidson, 12/7/2011

Scored 35 points – Billy McCaffrey (35), vs. Georgia, 2/24/1993

Scored 40 points – Shan Foster (42) vs. Mississippi State, 3/5/2008

Two Players Had 20 Points –

Wade Baldwin IV (24), Damian Jones (20) vs. Florida, 1/26/2016

Three Players Had 20 Points – Derrick Byars (28), Shan Foster (21) and Ross Neltner (20) vs. Toledo, 12/2/2006

Scored 20 Points in Two Straight Games –

Damian Jones vs. Florida (20) 1/26/16, at Texas (26), 1/30/2016

Scored 20 Points in Three Straight Games –

John Jenkins at Ole Miss (26), 2/16/2012, at Georgia (28), 2/19/2012, vs. S. Carolina (21), 2/22/2012

Scored 20 Points in Four Straight Games –

John Jenkins vs. Monmouth (25), 11/25/11, vs. Xavier (20), 11/28/11, at Louisville (27), 12/2/2011, at Davidson (22), 12/7/2011

Scored 20 Points in Five Straight Games –

Shan Foster vs. Georgia (29), 2/23/2008; vs. Tennessee (32), 2/26/2008; at Arkansas (22), 3/1/2008; vs. Mississippi State (42), 3/5/2008; at Alabama (21), 3/8/2008

Scored 20 Points in Six Straight Games –

Shan Foster vs. Georgia (29), 2/23/2008; vs. Tennessee (32), 2/26/2008; at Arkansas (22), 3/1/2008; vs. Mississippi State (42), 3/5/2008; at Alabama (21), 3/8/2008; vs. Auburn (26), 3/13/2008

Five Players Scored in Double Figures –

Wade Baldwin (25), Matthew Fisher-Davis (18), Camron Justice (12), Jeff Roberson (11), Luke Kornet (10), at Tennessee (1/20/16).

Seven Players Scored in Double Figures –

Damian Jones (10), Wade Baldwin IV (20), Riley LaChance (10), Nolan Cressler (14), Joe Toye (10), Matthew Fisher-Davis (12), Josh Henderson (11), vs. Detroit (12/2/15)

Four Players with 15 or more points –

Jeffery Taylor (20), John Jenkins (17), Brad Tinsley (16), Lance Goulbourne (16), Festus Ezeli (15) at LSU, 2/26/2011

Double-Doubles:

Double-Double – Damian Jones (23 points, 10 rebounds) vs. Texas A&M, 2/4/2016

20-10 game – Damian Jones (20 points, 12 rebounds) vs. Florida, 1/26/2016

30-10 game – A.J. Ogilvy (33 points, 10 rebounds) vs. Oregon, 11/11/2011

Back-to-back 20-10 games – Matt Freije vs. South Carolina (26 points, 11 rebounds)

1/28/04; vs. Kentucky (20 points, 11 rebounds) 1/31/04

Double-Double in Points and Rebounds – Damian Jones (23 points, 10 rebounds) vs. Texas A&M, 2/4/2016

Double-Double in Points and Assists – Wade Baldwin IV (15 points, 10 assists) vs. Western Michigan, 12/30/2015

Double-Double in Points and Blocks – Luke Kornet (11 points, 10 blocks) vs. Auburn (1/12/2016)

Double-Double in Points and Steals – Never

Double-Double in Two Consecutive games –

Jeff Roberson at Tennessee, 1/20/16 (11 points, 10 rebounds), Alabama, 1/16/16 (16 points, 11 rebounds)

Double-Double in three consecutive games –

Dan Langhi vs. Notre Dame (33 points, 10 rebounds) 11/21/1998; vs. Morehead State (18 points, 10 rebounds) 11/24/1998; vs. Ohio State (14 points, 17 rebounds) 11/28/1998

Two players record double-double –

Damian Jones (24 points, 12 rebounds), Luke Kornet (10 points, 10 rebounds) vs. Trevecca, 11/16/2014

Triple-Doubles:

Triple-Double – Luke Kornet (11 points, 11 rebounds, 10 blocks) vs. Auburn, 1/12/16; Brad Tinsley (11 points, 10 rebounds, 10 assists) vs. Presbyterian, 11/12/2010

Field Goals:

Made 10 FG in a game – Damian Jones (10) at Saint Mary's, 3/18/15

Made 11 FG in a game – Kedren Johnson (11) vs. Davidson, 11/22/2012

Made 12 FG in a game – Damian Jones (12) at Texas, 1/30/2016

Made 16 FG in a game – Shan Foster (16) vs. Mississippi State, 3/5/2008

Attempted 15 FG in a game – Riley LaChance (16) vs. S. Carolina, 2/7/15

Attempted 16 FG in a game – Riley LaChance (16) at S. Carolina, 1/9/16

Attempted 17 FG in a game – Rod Odom (18) vs. LSU, 3/6/14

Attempted 18 FG in a game – Rod Odom (18) vs. LSU, 3/6/14

Attempted 19 FG in a game – Rod Odom (19) vs. Missouri, 1/16/14

Attempted 20 FG in a game – Damian Jones (20), at Texas, 1/30/2016

Three-Pointers:

Made 5 3-pointers in a game – Matthew Fisher-Davis (5), at Texas, 1/30/2016

Made 6 3-pointers in a game – Matthew Fisher-Davis (6) at Tennessee, 1/20/2016

Made 7 3-pointers in a game – John Jenkins (7) vs. Lafayette, 12/21/2011

Made 8 3-pointers in a game – Shan Foster (8) vs. UMass, 1/5/2008

Made 9 3-pointers in a game – Shan Foster (9) vs. Mississippi State, 3/5/2008

Attempted 10 3-pointers in a game – Matthew Fisher-Davis (10) at Texas, 1/30/2016

Attempted 15 3-pointers in a game – John Jenkins (16) vs. Oregon, 11/11/2011

Free Throws:

Made 10 FT in a game – Wade Baldwin IV (10), vs. Dayton, 12/9/15

Made 12 FT in a game – Wade Baldwin IV (12) at Tennessee, 1/20/16

Made 13 FT in a game – A.J. Ogilvy (13) vs. DePaul, 12/5/2009

Made 18 FT in a game – Matt Freije (18) vs. Indiana, 11/24/2003

Attempted 12 FT in a game – Wade Baldwin IV (13) at Tennessee, 1/20/16

Attempted 14 FT in a game – Wade Baldwin IV (14) vs. Florida, 1/26/2016

Attempted 15 FT in a game – Eric McClellan (15) at Texas, 12/2/2013

Rebounds:

10 Rebounds in a game – Damian Jones (10), vs. Texas A&M, 2/4/2016

15 Rebounds in a game – Damian Jones (15) at Arkansas, 1/5/2016

10+ Rebounds in Three Consecutive Games – Lance Goulbourne (16) vs. Ole Miss, 1/19/2011; (10) vs. St. Mary's, 1/22/2011; (12) at Miss. State, 1/27/2011

Assists:

8 Assists – Wade Baldwin IV (8) vs. Texas A&M, 2/4/2016

9 Assists – Wade Baldwin IV (9) vs. South Dakota State, 3/20/2015

10 Assists – Wade Baldwin IV (10) vs. Auburn, 1/12/16

11 Assists – Mario Moore (13) vs. Arkansas, 2/19/2005

12 Assists – Mario Moore (13) vs. Arkansas, 2/19/2005

13 Assists – Mario Moore (13) vs. Arkansas, 2/19/2005

14 Assists – Billy McCaffrey (14) vs. Kentucky, 1/13/1993

5+ Assists in Four Consecutive Games – Shelton Mitchell (6) vs. Purdue 12/13/14; (5) vs. Western Carolina 12/16/14; (6) vs. Georgia Tech 12/20/14; (7) vs. Penn 12/22/14

8+ Assists in Two Consecutive Games – Atiba Prater (9) at Georgia, 2/2/2000; (9) vs. Boston College, 2/6/2000

Blocks:

4 Blocked Shots – Luke Kornet (4) at South Carolina, 1/9/16

5 Blocked Shots – Damian Jones (5) vs. Texas A&M, 2/4/26

6 Blocked Shots – Luke Kornet (6) vs. Florida, 1/26/16

7 Blocked Shots – Damian Jones (7) at S. Carolina, 2/13/14

10 Blocked Shots – Luke Kornet (10) vs. Auburn, 1/12/16

Steals:

4 Steals – Riley LaChance (4) at Saint Mary's, 3/18/15

5 Steals – Riley LaChance (5) vs. Penn, 12/22/2014

6 Steals – Dan Cage (6) vs. Furman, 11/28/2006

7 Steals – James Strong (8) vs. Morehead State, 11/24/1998

8 Steals – James Strong (8) vs. Morehead State, 11/24/1998

Minutes:

Played every minute – Rod Odom vs. Florida, 2/25/14

Played over 40 minutes – Matthew Fisher-Davis (41), Riley LaChance (40) at Arkansas, 1/5/2016

All 5 starters played 40 minutes – Steve Tchiengang (40), Brad Tinsley (40), Lance Goulbourne (41), Jeffery Taylor (41), and John Jenkins (41), at Louisville, 12/2/2011

Fouls:

Technical Foul – TEAM, vs. Western Michigan, 12/30/15

Fouled Out – Jeff Roberson vs. Texas A&M, 2/4/2016

Two Players Fouled Out – Damian Jones, Wade Baldwin IV, at Arkansas, 1/5/2016

Three Players Fouled Out – Damian Jones, Wade Baldwin IV, Nolan Cressler at South Carolina, 1/9/2016

TEAM

Started the game with Opponent Technical Foul – Furman bench, 12/22/2008

Scored 95 or more points – 102 vs. Detroit, 12/2/15 (W, 102-52)

Scored 100 or more points – 102 vs. Detroit, 12/2/2015 (W, 102-52)

Scored 100 or more points (SEC game) – 102 at Ole Miss, 2/16/2012 (W, 102-76)

Scored 110 or more points – 113 vs. Alabama A&M 12/30/1998 (W, 113-71)

Scored 110 or more points (SEC game) – 111 vs. Alabama 2/21/1972 (W, 111-91)

Scored 120 or more points – 130 vs. Ole Miss 12/22/1970 (W, 130-112)

Scored 120 or more points (SEC game) – 130 vs. Ole Miss 12/22/1970 (W, 130-112)

Scored 130 or more points – 130 vs. Ole Miss 12/22/1970 (W, 130-112)

Scored Less than 50 points – 38 at Tennessee (L, 76-38), 3/1/2014

Scored Less than 40 points – 38 at Tennessee (L, 76-38), 3/1/2014

Scored 20 or less points in half – 18 (1st half), 20 (2nd half) at Tennessee, 3/1/14, (L, 76-38)

Scored 90+ points in three consecutive games – 95 vs. Bradley, 11/24/2007 (W, 95-86); 91 vs. South Alabama, 11/29/2007 (W, 91-88); vs. Georgia Tech, 12/1/2007 (W, 92-79)

Allowed 90 or more points – 90, at Arkansas, 1/5/2016 (L, 85-90, OT)

Allowed 100 or more points – 106, Kentucky, 3/5/2003 (L, 44-106)

Allowed Less than 50 points – 41, vs. Austin Peay, 11/13/2015 (W, 80-41)

Allowed 40 or Less points – 31, at Mississippi State, 2/23/2013 (W, 72-31)

Shot 60% or better – .609 vs. Tenn. St., 11/23/14 (W, 78-46)

Shot 60% or better from three – .643 vs. Purdue, 12/13/14 (W, 81-71)

Shot over 67% FG – .679 vs. TSU, 12/19/2009 (W, 84-71)



THE LAST TIME...

Shot 50% or better – .508 vs. Texas A&M (2/4/16)

Shot lower than 30% – .224 at Florida 3/1/2014 (L, 76-38)

Allowed 60% shooting – .612 at Florida, 2/21/2009 (L, 68-82)

Scored 100 points in two consecutive games – 111 vs. North

Alabama 12/20/1980 (W, 111-79) and 111 vs. Memphis 12/23/1980 (W, 111-96)

Scored 100 points in three consecutive games – Never

Scored 100 points in Consecutive SEC games – 104 vs. LSU 2/19/1972 (W, 104-83) and 111 vs. Alabama 2/21/1972 (W, 111-91)

Won game by 70 points or more – 71 vs. Union (Tenn.) (W, 95-24), 1911-12

Won game by 60 points or more – 71 vs. Union (Tenn.) (W, 95-24), 1911-12

Won game by 50 points or more – 50 vs. Detroit (W, 102-52) 12/2/2015

Lost by 25 or More Points – at Tennessee, 3/1/2014 (L, 76-38)

Game decided by one point – vs. Florida, 1/26/2016 (W, 60-59)

Two consecutive games decided by one point – at South Carolina (L, 70-71) 1/7/1998 and Tennessee (W, 80-79) 1/10/1998

Three consecutive games decided by one point – Never

Shot 90% or Better from Free Throw Line – 94.4% vs. Georgia (17-18) 2/27/2013

Shot less than 50% from Free Throw Line – 46.9% vs. Morgan State (15-32) 11/23/13

Shot less than 20% from 3PT – .150 (3-20) vs. Ole Miss 1/22/14 (L, 63-52)

Attempted 30 FT – 33 (21-33) vs. Florida, 1/26/2016

Attempted 35 FT – 39 (29-39) at Tennessee, 1/20/2016

Attempted 40 FT – 42 (29-42) vs. Florida, 2/3/2015

Attempted five or less FT – 3 vs. Chamaine, 11/24/2009

Made 30 FT – 38, vs. Western Carolina, 12/16/14

Made 15 3FG – 17 vs. Ole Miss, 1/15/2013

Won an Overtime Game – vs. Stony Brook 11/19/15 (W, 79-72)

Lost an Overtime Game – at Arkansas, 1/5/2016 (L, 85-90)

Played Two Overtimes – vs. Yale 1/3/15 (W, 79-74)

Played Three Overtimes – at Ole Miss 2/17/1982 (L, 51-48)

Played Four Overtimes – at Ole Miss 2/17/1982 (L, 51-48)

Played consecutive games that went to overtime – vs. Xavier 11/28/2011 (L, 82-70) and at Louisville, 12/2/2011 (L, 62-60)

Had 20 Turnovers – 26 at Arkansas, 1/5/2016

Had fewer than 10 Turnovers in two straight games – at Florida (9) 3/6/2013, vs. South Carolina (9) 3/9/2013

Had 10 Blocks – 10, vs. Auburn, 1/12/2016

OPPONENT - INDIVIDUALS

Scoring:

Scored 26 points – Kevin Punter (26) at Tennessee, 1/20/16

Scored 30 points – Taurean Prince (30) at Baylor, 12/6/15

Scored 35 points – Ben Simmons (36), LSU, 1/2/2016

Scored 40 points – Morris Almond (44), Rice, 1/3/2007

Two Players Had 20 Points – Anthlon Bell (26), Moses Kingsley (25) at Arkansas, 1/5/16

Five Players Scored in Double Figures

M.J. Rhett (18), Jarvis Summers (16), Stefan Moody (14), Sebastian Saiz (12), LaDarius White (10) at Ole Miss, 3/7/2015

Six Players Scored in Double Figures – Bam Doyno (22), Dwayne Curtis (12), Todd Abernethy (11), Clarence Sanders (11), Polynice (10) and Williams (10), vs. Ole Miss, 1/27/2007

Four Players with 15 or more points – Erik Daniels (20), Marquis Estill (17), Kelenna Azubuike (16) and Gerald Fitch (15) vs. Kentucky, 3/5/2003

Double-Doubles:

Double-Double – Prince Ibeh (13 points, 11 rebounds), Kerwin Roach, Jr. (15 points, 11 rebounds), at Texas, 1/30/2016

Triple-Double – Sam Muldrow (16 points, 14 rebounds and 10 blocks) at South Carolina, 1/8/2010

20-10 game – A.J. Hammons, Purdue (21 points, 10 rebounds), 12/22/2015

30-10 game – Ben Simmons (36 points, 14 rebounds), LSU, 1/2/2016

Double-Double in Points and Rebounds

– Prince Ibeh (13 points, 11 rebounds), Kerwin Roach, Jr. (15 points, 11 rebounds), at Texas, 1/30/2016

Double-Double in Points and Assists – Nick Calathes (15 points, 10 assists) at Florida, 1/27/2008

Two players record double-doubles – Prince Ibeh (13 points, 11 rebounds), Kerwin Roach, Jr. (15 points, 11 rebounds), at Texas, 1/30/2016

Field Goals:

Made 10 FG in a game – Ben Simmons (10), LSU, 1/2/2016

Made 11 FG in a game – Jordan Mickey, vs. LSU (12), 1/24/15

Made 12 FG in a game – Jordan Mickey, vs. LSU (12), 1/24/15

Made 13 FG in a game – Bobby Portis, at Arkansas (13), 1/10/15

Attempted 15 FG in a game – Ben Simmons (15), LSU, 1/2/2016

Attempted 16 FG in a game – A.J. Hammons (16) 12/22/2015

Attempted 17 FG in a game – Moses Kingsley, at Arkansas (17), 1/5/16

Attempted 18 FG in a game – Anthlon Bell, at Arkansas (18), 1/5/16

Attempted 19 FG in a game – Taurean Prince (19) at Baylor, 12/6/2015

Attempted 20 FG in a game – Kevin Punter (20) at Tennessee, 1/20/16

Attempted 25 FG in a game – Courtney Fortson (27) vs. Arkansas, 3/8/2009

Three-Pointers:

Made 5 3-pointers in a game – Kenny Gaines (5) vs. Georgia, 1/14/2015

Made 6 3-pointers in a game – Anthlon Bell, at Arkansas (6), 1/5/16

Made 7 3-pointers in a game – Chandler Parsons (7) vs. Florida, 1/25/2009

Made 8 3-pointers in a game – Brian Sullivan (8) vs. Miami (OH), 1/2/2012

Attempted 10 3-pointers in a game – Anthlon Bell, at Arkansas (10), 1/5/16

Free Throws:

Made 8 FT in a game – John Collins (8) vs. Wake Forest, 11/24/15

Made 9 FT in a game – Dusty Hannahs (9) at Arkansas, 1/5/16

Made 10 FT in a game – Johnny O'Bryant III, (11) at LSU, 1/18/14

Made 16 FT in a game – Ben Simmons (16), LSU, 1/2/2016

Made 17 FT in a game – Morris Almond (17) at Rice, 1/3/2007

Attempted 10 FT in a game – Dusty Hannahs (10), Moses Kingsley (10) at Arkansas, 1/5/16

Attempted 13 FT in a game – Johnny O'Bryant III, (14) at LSU, 1/18/14

Attempted 14 FT in a game – Johnny O'Bryant III, (14) at LSU, 1/18/14

Attempted 15 FT in a game – Ben Simmons (19), LSU, 1/2/2016

Rebounds:

10 Rebounds in a game – Prince Ibeh (11), Kerwin Roach, Jr. (11), at Texas, 1/30/2016

15 Rebounds in a game – Shonn Miller (15) vs. Cornell, 12/17/12

18 Rebounds in a game – Daniel Northern (18) vs. Tennessee Tech, 12/20/2008

19 Rebounds in a game – Omar Samhan (19) at St. Mary's, 11/20/2009

20 Rebounds in a game – Roy Rogers (20) at Alabama, 1/3/1996

Assists

8 Assists – Myles Mack (8) vs. Rutgers, 11/28/14

9 Assists – John Wall (9) at Kentucky, 1/30/2010

10 Assists – Alex Caruso (10) at Texas A&M, 1/31/2015

11 Assists – Dee Bost (11) vs. Mississippi State, 3/11/2011

12 Assists – G.G. Smith (12) vs. Georgia, 2/3/1999

Blocks:

4 Blocked Shots – Jameel Warner, (4), vs. Stony Brook, 11/19/15

5 Blocked Shots – Karl-Anthony Towns, (7), at Kentucky, 1/20/15

6 Blocked Shots – Karl-Anthony Towns, (7), at Kentucky, 1/20/15

7 Blocked Shots – A.J. Hammons, (7), at Purdue, 12/22/15

8 Blocked Shots – Jarvis Varnado (9) vs. Mississippi State, 2/3/2010

10 Blocked Shots – Sam Muldrow (10) at South Carolina, 1/8/2011

Steals:

5 Steals – Mack Myles (5) vs. Rutgers, 11/28/14

6 Steals – Michael Frazier (6) vs. Florida, 2/2/15

7 Steals – Aaron Lucas (7) at South Carolina, 1/19/2002

8 Steals – Steve Wojciechowski (8) at Duke, 11/22/1996

Two players with 3 steals – Bobby Portis (4), Rashad Madden (3) at Arkansas, 1/10/15

Minutes:

Played every minute – Kadeem Jack, Myles Mack vs. Rutgers, 11/28/14

Played over 40 minutes – Carson Puriefory (44), vs. Stony Brook, 11/19/15

Fouls:

Technical Foul – Anthony Perez, vs. Ole Miss, 1/22/14

Fouled Out – John Egbenu, vs. Florida, 1/26/16

Three Players Fouled Out – Donte' Williams, Nemanja Djuristic, John Florveus vs. Georgia, 1/14/2012

OPPONENT - TEAM

Scored 90 or more points at Memorial Gym – 90 vs. LSU, 1/2/16 (LSU 90, Vanderbilt 85)

Scored 100 or more points – 106 at Kentucky 3/5/2003 (L, 44-106)

Scored 110 or more points – 120 vs. Kentucky 2/7/1996 (L, 81-120)

Scored 120 or more points – 120 vs. Kentucky 2/7/1996 (L, 81-120)

Scored 130 or more points – Never

Scored Less than 50 points – 41 vs. Austin Peay, 11/13/15 (W, 80-41)

Scored Less than 40 points – 31 at Mississippi State, 2/23/2013 (W, 72-31)

Shot 50% or Better – .550 at Kentucky, 1/23/2016 (L, 57-76)

Shot 60% or Better – .612 at Florida (UF 82, VU 68), 2/21/2009

Shot 60% or Better from 3PT – .667 (4-6), at Kentucky, 1/20/15 (L, 65-57)

Shot less than 30% FG – .229 (16-70), vs. Detroit, 12/2/15 (W, 102-52)

Shot less than 15% from 3PT – .111 (2-18), vs. W. Michigan, 12/30/15 (W, 86-61)

Held Opponent Without a 3-Pointer – vs. Nebraska, 11/18/10 (W, 59-49)

Shot 90% or Better from Free Throw Line – .91.3, at Georgia (23-25), 1/27/2015

Shot less than 50% from Free Throw Line – .350, vs. Alabama, 1/16/2016 (W, 71-63)

Attempted 30 FT – 35 at Arkansas, 1/5/2016

Attempted 40 FT – 42 at Mississippi State, 2/12/2007

Attempted 45 or More FT – 49 at South Carolina, 1/28/2009

Attempted five or less FT – 1 vs. Miami (OH), 1/2/2012

Made 20 FT – 20 at Texas, 1/30/2016

Made 30 FT – 32 at South Carolina, 1/28/2009

Made 0 FT – Georgia, 1/14/2009

Made 12 3PT – 12 at Kentucky, 1/30/2010

Made 15 3PT – 15 vs. Florida, 1/25/2009

Attempted 30 or more 3PT – 34 vs. Mississippi State, 2/3/2010

Had 20 Turnovers – 20 vs. MTSU, 12/21/2012



WADE BALDWIN IV

4

Sophomore, Guard
6'3" 194 lbs.
Belle Mead, N.J.
St. Joseph HS

SEASON HIGHS

Points: 25, at Tennessee (1/20/16)
FG Made: 7, 4x, last vs. TAMU (2/4/16)
FG Atts: 14, at Purdue (12/22/15)
3FG Made: 3, 4x, last vs. TAMU (2/4/16)
3FG Atts: 6, 3x, last vs. TAMU (2/4/16)
FT Made: 12, at Tennessee (1/20/16)
FT Atts: 14, vs. Florida (1/26/16)
Rebounds: 8, at Purdue (12/22/15)
Assists: 10, 2x, last vs. Auburn (1/12/16)
Turnovers: 8, at Arkansas (1/5/16)
Blocks: 1, 2x, last vs. W. Michigan (12/30/15)
Steals: 3, 3x, last vs. LSU (1/4/16)
Minutes: 37, vs. Stony Brook (11/19/15)

CAREER HIGHS

Points: 25, at Tennessee (1/20/16)
FG Made: 7, 4x, last vs. TAMU (2/4/16)
FG Atts: 14, at Purdue (12/22/15)
3FG Made: 4, 2x, last vs. Alabama (2/28/15)
3FG Atts: 6, 3x, last vs. TAMU (2/4/16)
FT Made: 12, at Tennessee (1/20/16)
FT Atts: 14, vs. Florida (1/26/16)
Rebounds: 10, vs. S. Dakota St. (3/20/15)
Assists: 10, 3x, last vs. Auburn (1/12/16)
Turnovers: 8, at Arkansas (1/5/16)
Blocks: 1, 3x, last vs. Gardner-Webb (11/16/15)
Steals: 4, 2x, last at Miss. St. (1/17/15)
Minutes: 44, vs. Tennessee (2/11/15)

MISCELLANEOUS

	2015-16	Career
Double-Digit Pts.	17	33
5+ assists	7	19

BALDWIN IV NOTEBOOK

- ✪ Tallied 17 points and eight assists in win over Texas A&M - finished 7-12 from field and 3-6 from three.
- ✪ Scored 24 points in win over Florida.
- ✪ His 25-point effort against Tennessee was a career-high. He was 5-9 from the floor, 3-6 from three, and 12-13 from the free throw line.
- ✪ Scored 17 points and had 10 assists vs. Auburn, his second double-double of the season and his career. The 10 assists tied a career high.
- ✪ Also had double double vs. Western Michigan with 15 points and 10 assists.
- ✪ One of more athletic point guards in the nation - also boasts a 6'10 wing span.
- ✪ Named to the SEC All-Freshman team in 2015.
- ✪ Finished 2014-15 regular season fifth in the league in assists (4.4) in all games, and had 155 assists and only 67 turnovers in his freshman season. Led all SEC freshmen in assists. Also finished 8th in all games in steals (1.5) and 3rd in A/TO ratio (2.3) in all games.
- ✪ In league games only, finished the season fifth in steals (1.7), fourth in assists (4.54), and 8th in A/TO ratio (2.0). He led all freshmen in assists and steals in league games only.
- ✪ Finished freshman season tied for sixth all-time on the Vanderbilt single-season assist list with 155 assists.
- ✪ Recorded 50 steals in 2014-15, the second-most in last 13 seasons.
- ✪ Finished one assist shy of a triple-double vs. S. Dakota St. - had career-high 20 points and 10 rebounds, while adding nine assists.
- ✪ Won SEC Freshman of the Week after averaging 9.5 points, 7.5 assists, 6.0 rebounds, and 1.5 steals in wins over Lipscomb and Tennessee State.
- ✪ 6'3 guard from New Jersey who signed in the fall of 2013 with the Commodores...Slashing guard who played for St. Joseph Metuchen and captured a state championship his senior season with the Falcons.
- ✪ Led his St. Joseph's team to a 30-2 overall record and the Non-Public A New Jersey State Championship after averaging 15 points, 7.1 assists, 4.1 rebounds, and 2.6 steals
- ✪ Chose Vanderbilt over Connecticut, Virginia Tech, Florida State, Pittsburgh, and Minnesota

BALDWIN IV GAME-BY-GAME (SOPHOMORE)

Opponent	M	FG-A	3P-A	FT-A	Reb	PF	A	T	B	S	PTS
N13 Austin Peay*	24	6-11	1-2	1-2	4	3	4	2	0	1	14
N16 Gardner-Webb*	24	3-8	1-4	2-2	2	1	1	0	1	2	9
N19 Stony Brook	37	7-12	2-3	5-6	6	2	2	1	0	2	21
N23 vs. St. Johns*	25	2-6	1-2	4-4	3	3	6	3	0	2	9
N24 vs. Wake Forest*	22	6-8	3-4	2-2	4	2	2	3	0	2	17
N25 vs. Kansas*	35	5-12	1-3	0-1	2	5	2	1	0	1	11
D2 Detroit*	22	5-8	2-4	8-9	4	0	3	4	0	2	20
D6 @Baylor*	29	7-9	3-4	2-2	4	5	4	3	0	2	19
D9 Dayton*	31	4-12	0-2	10-11	0	3	2	4	0	1	18
D19 Wofford*	22	3-5	2-2	2-4	5	3	0	0	0	0	10
D22 @Purdue*	36	5-14	0-2	3-4	8	3	5	6	0	3	13
D30 W. Michigan*	33	4-8	2-6	5-6	4	1	10	1	1	3	15
J2 LSU*	34	3-7	2-4	9-10	6	3	7	1	0	3	17
J5 @Arkansas*	27	4-7	1-2	4-4	4	5	4	8	0	0	13
J9 @S. Carolina	30	3-13	0-2	7-11	3	5	4	3	0	2	13
J12 Auburn*	33	5-9	1-2	6-8	7	2	10	4	0	0	17
J16 Alabama*	32	1-4	0-0	6-9	5	1	5	3	0	1	8
J20 @Tennessee*	35	5-9	3-6	12-13	4	1	5	2	1	0	25
J23 @Kentucky*	32	1-9	0-1	5-6	1	1	2	5	1	1	7
J26 Florida*	35	7-13	1-1	9-14	2	2	4	3	0	1	24
J30 @Texas*	10	0-0	0-0	0-0	0	1	0	3	1	0	0
F4 Texas A&M*	32	7-12	3-6	0-0	3	2	8	1	0	0	17
F6 @Ole Miss											
F10 Missouri											
F13 @Auburn											
F16 @Miss. State											
F20 Georgia											
F23 @Florida											
F27 Kentucky											
M1 Tennessee											
M5 @Texas A&M											

Baldwin's Overall Statistics at Vanderbilt

Year	GP	GS	Min	Avg	FG	FGA	Pct	3FG	3FGA	Pct	FT	FTA	Pct	Off	Def	Tot	Avg	PF	FO	Ast	TO	Bik	Stl	Pts	Avg
2014-15	35	24	1009	28.8	99	227	.436	43	98	.439	85	106	.802	17	128	145	4.1	86	3	155	67	4	50	326	9.3
2015-16	22	20	638	29.0	93	196	.474	29	62	.468	102	128	.797	7	73	80	3.6	57	4	96	65	5	28	317	14.4
TOTAL	57	44	1647	28.9	192	423	.454	72	160	.450	187	234	.799	24	201	225	3.9	143	7	251	132	9	78	643	11.3

Baldwin's SEC Statistics at Vanderbilt

Year	GP	GS	Min	Avg	FG	FGA	Pct	3FG	3FGA	Pct	FT	FTA	Pct	Off	Def	Tot	Avg	PF	FO	Ast	TO	Bik	Stl	Pts	Avg
2014-15	18	15	553	30.7	52	130	.400	25	57	.439	45	56	.804	13	65	78	4.3	46	1	80	41	3	30	174	9.7
2015-16	9	8	290	32.2	36	83	.434	11	24	.458	58	75	.773	4	31	35	3.9	22	2	49	30	2	8	141	15.7
TOTAL	27	23	843	31.2	88	213	.413	36	81	.444	103	131	.786	17	96	113	4.2	68	3	129	71	5	38	315	11.7



DJERY BAPTISTE

12

Freshman, Center
6'10" 235 lbs.
Gonaives, Haiti
Prestonwood Christian HS

SEASON HIGHS

- Points:
- FG Made:
- FG Atts:
- 3FG Made:
- 3FG Atts:
- FT Made:
- FT Atts:
- Rebounds:
- Assists:
- Turnovers:
- Blocks:
- Steals:
- Minutes:

CAREER HIGHS

- Points:
- FG Made:
- FG Atts:
- 3FG Made:
- 3FG Atts:
- FT Made:
- FT Atts:
- Rebounds:
- Assists:
- Turnovers:
- Blocks:
- Steals:
- Minutes:

MISCELLANEOUS

BAPTISTE NOTEBOOK

- ✪ Redshirting the 2015-16 season.
- ✪ Signed with the Commodores in November of 2014...Chose the Commodores over UConn, SMU, Oregon, and USC, and was ranked the eighth-best player in the state of Texas according to ESPN.
- ✪ Originally from Haiti, Baptiste is one of the most physically impressive prospects in the 2015 class. He speaks four languages and hopes to one day be a diplomat in his native country.
- ✪ Attended the Prestonwood Christian Academy in Plano, Texas, where he averaged 10 points, 10 rebounds, three blocks, two assists, and one steal in his senior season...Helped lead his Lion teams to four consecutive state championships...Named his team's Defensive Player of the Year in his senior season.
- ✪ Djery Jean Baptiste...November 12, 1995...Son of Hebert Jean Baptiste and Wislonde Destin...Plans to major in Public Policy and Linguistics...Recipient of the Myer Family Men's Basketball Scholarship...Advice to youngsters: "Seek God."

BAPTISTE GAME-BY-GAME (FRESHMAN)

Opponent	M	FG-A	3P-A	FT-A	Reb	PF	A	T	B	S	PTS
N13 Austin Peay	DNP										
N16 Gardner-Webb	DNP										
N19 Stony Brook	DNP										
N23 vs. St. Johns	DNP										
N24 Maui	DNP										
N25 Maui	DNP										
D2 Detroit	DNP										
D6 @Baylor	DNP										
D9 Dayton	DNP										
D19 Wofford	DNP										
D22 @Purdue	DNP										
D30 W. Michigan	DNP										
J2 LSU	DNP										
J5 @Arkansas	DNP										
J9 @S. Carolina	DNP										
J12 Auburn	DNP										
J16 Alabama	DNP										
J20 @Tennessee	DNP										
J23 @Kentucky	DNP										
J26 Florida	DNP										
J30 @Texas	DNP										
F4 Texas A&M											
F6 @Ole Miss											
F10 Missouri											
F13 @Auburn											
F16 @Miss. State											
F20 Georgia											
F23 @Florida											
F27 Kentucky											
M1 Tennessee											
M5 @Texas A&M											

Baptiste's Overall Statistics at Vanderbilt

Year	GP	GS	Min	Avg	FG	FGA	Pct	3FG	3FGA	Pct	FT	FTA	Pct	Off	Def	Tot	Avg	PF	FO	Ast	TO	Blk	Stl	Pts	Avg
------	----	----	-----	-----	----	-----	-----	-----	------	-----	----	-----	-----	-----	-----	-----	-----	----	----	-----	----	-----	-----	-----	-----

Baptiste's SEC Statistics at Vanderbilt

Year	GP	GS	Min	Avg	FG	FGA	Pct	3FG	3FGA	Pct	FT	FTA	Pct	Off	Def	Tot	Avg	PF	FO	Ast	TO	Blk	Stl	Pts	Avg
------	----	----	-----	-----	----	-----	-----	-----	------	-----	----	-----	-----	-----	-----	-----	-----	----	----	-----	----	-----	-----	-----	-----



NOLAN CRESSLER

24 RS Junior, Guard
6'4" 210 lbs.
Pittsburgh, Pa.
Cornell/Plum HS

SEASON HIGHS

Points: 14, 2x, last vs. W. Michigan (12/30/15)
FG Made: 6, 2x, last vs. W. Michigan (12/30/15)
FG Atts: 12, vs. Detroit (12/2/15)
3FG Made: 2, 2x, last vs. W. Michigan (12/30/15)
3FG Atts: 6, vs. Detroit (12/2/15)
FT Made: 2, 2x, last vs. Auburn (1/12/16)
FT Atts: 2, 4x, last vs. Auburn (1/12/16)
Rebounds: 5, vs. Dayton (12/9/15)
Assists: 4, vs. Gardner-Webb (11/16/15)
Turnovers: 2, 2x, last at Purdue (12/22/15)
Blocks: 1, vs. Austin Peay (11/13/15)
Steals:
Minutes: 22, 2x, last vs. Wofford (12/19/15)

CAREER HIGHS

Points: 34, vs. Brown (2/22/14)
FG Made: 11, vs. Siena (11/22/13)
FG Atts: 22, vs. Penn (3/8/14)
3FG Made: 6, vs. Brown (2/22/14)
3FG Atts: 13, at W. Michigan (11/29/13)
FT Made: 10, 2x, last vs. Brown (2/22/14)
FT Atts: 14, vs. Brown (2/22/14)
Rebounds: 9, 2x, last at Notre Dame (12/1/13)
Assists: 4, 3x, last vs. Gardner-Webb (11/16/15)
Turnovers: 4, 4x, last vs. Princeton (3/7/14)
Blocks: 1, 4x, last vs. Austin Peay (11/13/15)
Steals: 3, at Binghamton (12/30/13)
Minutes: 37, 4x, last vs. Brown (2/22/14)

MISCELLANEOUS

	2015-16	Career
Double-Digit Pts.	3	38
20+ Points		11
5+ threes		5

CRESSLER NOTEBOOK

- ✪ Tied season high with 14 points vs. Western Michigan.
- ✪ Scored season-high 14 points vs. Detroit on season-best six made field goals.
- ✪ Tallied 10 points vs. St. John's in Maui.
- ✪ 6'4 guard who transferred to Vanderbilt from Cornell in the summer of 2014.
- ✪ Averaged 16.8 points, 4.2 rebounds, and 1.6 assists in his sophomore season with the Big Red...Named an honorable-mention All-Ivy selection as a sophomore...Has two years of eligibility remaining after sitting out the 2014-15 season.
- ✪ Led the team in scoring with 16.8 points per game with the Big Red.
- ✪ Also averaged 4.2 rebounds, and 1.6 assists per contest.
- ✪ Scored a career-high 34 points against Brown...His 469 points ranked 14th in a single season at Cornell, while his 68 3-pointers sits 11th... He shot 41 percent from the floor and 36 percent from 3-point range while adding 4.2 rebounds and 1.6 assists per contest.
- ✪ Scored 27 points, including five 3-pointers, at 2013 MAC champion Western Michigan, and notched 25 points on 11-of-19 shooting vs. Siena, adding three rebounds and two assists.
- ✪ Opened the 2013-14 season with a bang, scoring a career-best 23 points in the season opener at Syracuse, including 20 in the first half.

CRESSLER GAME-BY-GAME (JUNIOR)

Opponent	M	FG-A	3P-A	FT-A	Reb	PF	A	T	B	S	PTS
N13 Austin Peay	22	2-5	1-3	1-2	4	3	0	1	1	0	6
N16 Gardner-Webb	18	2-3	1-2	2-2	4	1	4	1	0	0	7
N19 Stony Brook*	14	2-2	0-0	0-0	1	1	0	0	0	0	4
N23 vs. St. Johns	17	4-7	2-4	0-0	2	1	2	1	0	0	10
N24 vs. Wake Forest	15	1-4	0-2	0-0	4	1	2	1	0	0	2
N25 vs. Kansas	21	2-6	1-5	0-0	4	4	1	1	0	0	5
D2 Detroit*	18	6-12	2-6	0-0	2	2	2	0	0	0	14
D6 @Baylor	18	3-7	2-4	0-2	2	2	2	2	0	0	8
D9 Dayton	14	1-3	0-2	0-0	5	1	0	1	0	0	2
D19 Wofford	22	1-3	0-2	0-0	2	1	0	2	0	0	2
D22 @Purdue	16	1-5	1-3	0-0	1	3	2	2	0	0	3
D30 W. Michigan	16	6-9	2-5	0-0	3	2	0	1	0	0	14
J2 LSU	16	4-10	1-3	0-1	4	3	1	1	0	0	9
J5 @Arkansas	6	0-2	0-0	0-0	1	2	0	0	0	0	0
J9 @S. Carolina	19	1-3	0-2	0-0	4	5	1	0	0	0	2
J12 Auburn	9	0-1	0-0	2-2	3	1	0	1	0	0	2
J16 Alabama	5	0-2	0-1	0-0	0	0	0	1	0	0	0
J20 @Tennessee	2	0-0	0-0	1-2	1	0	0	1	1	0	0
J23 @Kentucky	12	1-2	0-1	1-1	3	0	0	0	0	0	3
J26 Florida	DNP										
J30 @Texas	4	0-1	0-1	0-0	0	1	0	0	0	0	0
F4 Texas A&M	1	0-0	0-0	0-0	0	0	0	0	0	0	0
F6 @Ole Miss											
F10 Missouri											
F13 @Auburn											
F16 @Miss. State											
F20 Georgia											
F23 @Florida											
F27 Kentucky											
M1 Tennessee											
M5 @Texas A&M											

Cressler's Overall Statistics

Year	GP	GS	Min	Avg	FG	FGA	Pct	3FG	3FGA	Pct	FT	FTA	Pct	Off	Def	Tot	Avg	PF	FO	Ast	TO	Blk	Stl	Pts	Avg
2012-13	31	12	717	23.1	99	232	.427	54	134	.403	36	47	.766	29	87	116	3.7	54	0	24	31	1	19	288	9.3
2013-14	28	28	912	32.6	169	411	.411	68	187	.364	63	81	.778	20	98	118	4.2	78	3	45	59	2	14	469	16.8
2015-16	21	2	285	13.6	37	87	.425	13	46	.283	7	12	.583	7	43	50	2.4	34	1	17	17	2	0	94	4.5
TOTAL	80	42	1914	23.9	305	730	.418	135	367	.368	106	140	.757	56	228	284	3.6	166	4	86	107	5	33	851	10.6

Cressler's SEC Statistics at Vanderbilt

Year	GP	GS	Min	Avg	FG	FGA	Pct	3FG	3FGA	Pct	FT	FTA	Pct	Off	Def	Tot	Avg	PF	FO	Ast	TO	Blk	Stl	Pts	Avg
2015-16	8	0	70	8.8	6	20	.300	1	7	.143	4	6	.667	3	13	16	2.0	11	1	2	4	1	0	17	2.1
TOTAL	8	0	70	8.8	6	20	.300	1	7	.143	4	6	.667	3	13	16	2.0	11	1	2	4	1	0	17	2.1



MATTHEW FISHER-DAVIS

5

Sophomore, Guard
6'5" 185 lbs.
Charlotte, N.C.
Butler HS

SEASON HIGHS

Points: 20, at Arkansas (1/5/16)
FG Made: 6, 2x, last at Tennessee (1/20/16)
FG Atts: 13, 2x, last at Texas (1/30/16)
3FG Made: 6, at Tennessee (1/20/16)
3FG Atts: 11, at Tennessee (1/20/16)
FT Made: 4, 2x, last at Arkansas (1/5/16)
FT Atts: 4, 2x, last at Arkansas (1/5/16)
Rebounds: 11, vs. Wofford (12/19/15)
Assists: 4, at Tennessee (1/20/16)
Turnovers: 3, 2x, last at Arkansas (1/5/16)
Blocks: 3, vs. Dayton (12/9/15)
Steals: 2, 2x last vs. Detroit (12/2/15)
Minutes: 41, at Arkansas (1/5/16)

CAREER HIGHS

Points: 20, at Arkansas (1/5/16)
FG Made: 6, 2x, last at Arkansas (1/5/16)
FG Atts: 13, 2x, last at Texas (1/30/16)
3FG Made: 6, 2x, last at Tennessee (1/20/16)
3FG Atts: 11, 3x, last at Tennessee (1/20/16)
FT Made: 4, 2x, last at Arkansas (1/5/16)
FT Atts: 4, 3x, last at Arkansas (1/5/16)
Rebounds: 11, vs. Wofford (12/19/15)
Assists: 7, vs. Dayton (12/9/15)
Turnovers: 5, at Stanford (3/24/15)
Blocks: 4, vs. S. Dakota St. (3/20/15)
Steals: 3, vs. Gardner-Webb (11/16/15)
Minutes: 41, at Arkansas (1/5/16)

MISCELLANEOUS

	2015-16	Career
Double-Digit Pts.	9	20
3+ Threes	10	22
Double-Double	1	1

FISHER-DAVIS NOTEBOOK

- ☛ Scored 19 points, was 5-10 from three at Texas.
- ☛ Tied a career-best with six made threes at Tennessee. He also added eight rebounds and a career-high four assists in 18-point effort.
- ☛ Scored a career-high 20 points at Arkansas in a career-best 41 minutes.
- ☛ Had first double-double of his career with 10 points and career-high rebounds vs. Wofford.
- ☛ Leads the SEC in 3FG% at .490.
- ☛ Finished last season as the SEC's freshman leader in three-pointers made (2.1, 6th in conference) and was second in three-point percentage in all games (.401). In league games only, Fisher-Davis was fifth in threes made (2.2) and fourth in three-point percentage (.402).
- ☛ Scored a career-high 18 points at Stanford in NIT Quarterfinals on a career-high six made threes.
- ☛ Had three made threes against Purdue and W. Carolina.
- ☛ Scored 11 points vs. Norfolk St.
- ☛ 6'5 guard considered one of best shooters in 2014 class...Shot 67.5% from the floor, 49.1% from three, and 96% from the free throw line in his senior season at Butler HS.
- ☛ Averaged 22 points, 13 rebounds, five assists, two steals and two blocks per game as a senior, and was named the SW4A Player of the Year and as a member of the Charlotte Observer's All-Observer team.
- ☛ Chose Vanderbilt over Texas, Georgia, Baylor, Kansas State, Virginia, Oklahoma State, Arkansas, Alabama, and Wake Forest.

FISHER-DAVIS GAME-BY-GAME (SOPHOMORE)

Opponent	M	FG-A	3P-A	FT-A	Reb	PF	A	T	B	S	PTS
N13 Austin Peay*	20	2-6	2-5	0-0	1	1	3	0	0	1	6
N16 Gardner-Webb*	20	3-5	3-5	0-0	2	1	1	0	0	2	9
N19 Stony Brook*	34	3-10	1-5	4-4	4	1	1	0	0	0	11
N23 vs. St. Johns*	18	2-2	2-2	0-0	2	2	2	1	0	0	6
N24 vs. Wake Forest*	24	3-7	1-2	2-2	4	2	0	0	0	0	9
N25 vs. Kansas*	18	0-4	0-3	0-0	1	1	2	1	0	1	0
D2 Detroit	21	4-8	4-6	0-0	5	0	1	1	0	2	12
D6 @Baylor*	37	4-9	3-7	0-1	5	2	3	2	2	1	11
D9 Dayton*	27	4-8	3-6	0-0	7	1	0	2	3	0	11
D19 Wofford*	22	3-6	3-4	1-2	11	0	0	0	0	0	10
D22 @Purdue*	33	3-8	1-4	0-0	6	3	1	0	0	1	7
D30 W. Michigan*	24	3-5	3-5	0-0	1	3	0	0	0	0	9
J2 LSU*	25	3-6	3-5	2-2	1	3	1	0	0	0	11
J5 @Arkansas*	41	6-12	4-8	4-4	3	3	2	3	0	1	20
J9 @S. Carolina*	7	0-1	0-1	0-0	1	0	0	0	0	0	0
J12 Auburn	DNP										
J16 Alabama	16	1-2	1-2	0-0	0	1	0	0	0	1	3
J20 @Tennessee	28	6-12	6-11	0-0	8	2	4	0	0	0	18
J23 @Kentucky	21	1-4	1-3	0-0	4	1	0	0	0	0	3
J26 Florida*	33	2-5	2-4	0-1	5	0	0	2	1	0	6
J30 @Texas*	37	7-13	5-10	0-0	8	2	1	2	0	0	19
F4 Texas A&M*	29	1-6	1-5	2-3	2	0	0	2	0	0	5
F6 @Ole Miss											
F10 Missouri											
F13 @Auburn											
F16 @Miss. State											
F20 Georgia											
F23 @Florida											
F27 Kentucky											
M1 Tennessee											
M5 @Texas A&M											

Fisher-Davis' Overall Statistics at Vanderbilt

Year	GP	GS	Min	Avg	FG	FGA	Pct	3FG	3FGA	Pct	FT	FTA	Pct	Off	Def	Tot	Avg	PF	FO	Ast	TO	Blk	Stl	Pts	Avg
2014-15	34	11	777	22.9	80	228	.351	71	177	.401	15	21	.714	16	63	79	2.3	55	0	46	31	16	13	246	7.2
2015-16	21	17	535	25.5	61	139	.439	49	103	.476	15	19	.789	11	70	81	3.9	29	0	22	16	6	10	186	8.9
TOTAL	55	28	1312	23.9	141	367	.384	120	280	.429	30	40	.750	27	133	160	2.9	84	0	68	47	22	23	432	7.9

Fisher-Davis' SEC Statistics at Vanderbilt

Year	GP	GS	Min	Avg	FG	FGA	Pct	3FG	3FGA	Pct	FT	FTA	Pct	Off	Def	Tot	Avg	PF	FO	Ast	TO	Blk	Stl	Pts	Avg
2014-15	18	7	429	23.8	45	127	.354	39	97	.402	7	11	.636	9	36	45	2.5	27	0	26	17	7	7	136	7.6
2015-16	8	5	200	25.0	20	48	.417	18	39	.462	8	10	.800	4	20	24	3.0	10	0	7	7	1	2	66	8.3
TOTAL	26	12	629	24.2	65	175	.371	57	136	.419	15	21	.714	13	56	69	2.7	37	0	33	24	8	9	202	7.8



JOSH HENDERSON

40 Grad. Student, Center
7'0" 237 lbs.
Roanoke, Va.
Cave Spring HS

SEASON HIGHS

- Points:** 11, vs. Detroit (12/2/15)
- FG Made:** 4, vs. vs. Detroit (12/2/15)
- FG Atts:** 8, 2x, last at Purdue (12/22/15)
- 3FG Made:** 1 vs. Detroit (12/2/15)
- 3FG Atts:** 1 vs. Detroit (12/2/15)
- FT Made:** 5, 2x, last vs. Wofford (12/19/15)
- FT Atts:** 6, vs. Wake Forest (11/24/15)
- Rebounds:** 7, vs. Austin Peay (11/13/15)
- Assists:** 2, 4x last vs. TAMU (2/4/16)
- Turnovers:** 5, vs. LSU (1/2/16)
- Blocks:** 3, vs. Detroit (12/2/15)
- Steals:** 2, vs. W. Michigan (12/30/15)
- Minutes:** 24, at Purdue (12/22/15)

CAREER HIGHS

- Points:** 13, 2x, last at Tennessee (1/29/13)
- FG Made:** 6, 2x, last at Tennessee (1/29/13)
- FG Atts:** 10, at Tennessee (1/29/13)
- 3FG Made:** 1 vs. Detroit (12/2/15)
- 3FG Atts:** 1, 5x, last vs. Detroit (12/2/15)
- FT Made:** 5, 3x, last vs. Wake Forest (11/24/15)
- FT Atts:** 8, vs. Loyola Marymount (11/25/13)
- Rebounds:** 7, 3x, last vs. Austin Peay (11/13/15)
- Assists:** 4, vs Bucknell (11/15/11)
- Turnovers:** 5, vs. LSU (1/2/16)
- Blocks:** 3, 3x, last vs. Detroit (12/2/15)
- Steals:** 3, at Texas (12/2/13)
- Minutes:** 32, 2x, last at Auburn (3/2/13)

HENDERSON NOTEBOOK

- ✪ Back up post player to Damian Jones and Luke Kornet.
- ✪ Played season-high 24 minutes at Purdue.
- ✪ Scored season-high 11 points vs. Detroit.
- ✪ Granted sixth year of eligibility by the NCAA in summer of 2015.
- ✪ Played 13 solid minutes at Kentucky in 2015 - was 2-4 from floor and scored four points.
- ✪ Scored 2014-15 season-high 12 points at Georgia Tech on 5-5 shooting.
- ✪ Graduated with degree in Economics in May of 2014. Currently pursuing master's degree at the Owen School of Business.
- ✪ Tore his ACL, MCL in his left knee vs. Marshall and missed the rest of the 2013-14 season.
- ✪ Scored 12 points at Texas in 2013, and has averaged 10.5 points per game in his last four games.
- ✪ Tallied six points in season opener vs. Georgia State.
- ✪ Played in all 33 games and started 21 in 2012-13...Averaged 5.4 points and 3.4 rebounds per game.
- ✪ Scored career-high 13 points on three occasions in 2012-13.
- ✪ Played in eight games in 2011-12 and averaged 2.6 points and 2.9 rebounds.
- ✪ Played in first game as a collegian against Oregon in 2011 - scored four points and had four rebounds in 11 minutes.
- ✪ Scored a career-high 10 points vs. Monmouth (11/25/11); was 4-4 from the floor.
- ✪ Has team-high four assists vs. Bucknell (11/15/11)
- ✪ Redshirted in 2010-11.
- ✪ Signed in the spring of 2010 with the Commodores.
- ✪ 6'11 center chose Vanderbilt over Virginia, Wake Forest, Davidson, Cincinnati, Maryland, and Penn State.

HENDERSON GAME-BY-GAME (GRADUATE STUDENT)

Opponent	M	FG-A	3P-A	FT-A	Reb	PF	A	T	B	S	PTS
N13 Austin Peay	19	2-7	0-0	1-2	7	2	1	1	2	1	5
N16 Gardner-Webb	12	2-2	0-0	1-2	0	0	1	0	0	0	5
N19 Stony Brook	11	0-1	0-0	0-1	1	1	0	0	0	0	0
N23 vs. St. Johns	17	3-8	0-0	0-0	5	3	2	0	2	0	6
N24 vs. Wake Forest	11	2-3	0-0	5-6	2	4	0	0	0	0	9
N25 vs. Kansas	2	0-0	0-0	0-0	0	0	0	0	0	0	0
D2 Detroit	22	4-5	1-1	2-2	5	0	2	1	3	0	11
D6 @Baylor	6	0-0	0-0	2-2	2	1	0	0	0	0	2
D9 Dayton	15	0-2	0-1	4-4	2	3	0	1	1	0	4
D19 Wofford	14	2-5	0-0	5-5	4	3	0	1	0	0	9
D22 @Purdue	24	3-8	0-0	0-2	5	5	1	1	1	1	6
D30 W. Michigan	12	1-2	0-0	0-0	2	1	2	0	0	2	2
J2 LSU	11	0-0	0-0	0-0	1	0	0	5	0	0	0
J5 @Arkansas	4	0-0	0-0	0-0	1	0	0	0	0	0	0
J9 @S. Carolina	8	1-3	0-0	1-2	2	2	0	1	0	0	3
J12 Auburn	15	2-2	0-0	1-4	4	2	1	1	0	0	5
J16 Alabama	13	2-4	0-0	0-2	3	2	0	0	0	0	4
J20 @Tennessee	8	0-2	0-0	2-2	0	1	0	1	0	0	2
J23 @Kentucky	6	1-3	0-0	0-0	2	0	0	0	0	1	2
J26 Florida	1	0-0	0-0	0-0	0	0	0	0	0	0	0
J30 @Texas	DNP										
F4 Texas A&M	8	0-1	0-0	0-0	3	13	19	12	7	2	0
F6 @Ole Miss											
F10 Missouri											
F13 @Auburn											
F16 @Miss. State											
F20 Georgia											
F23 @Florida											
F27 Kentucky											
M1 Tennessee											
M5 @Texas A&M											

Year	GP	GS	Min	Avg	FG	FGA	Pct	3FG	3FGA	Pct	FT	FTA	Pct	Off	Def	Tot	Avg	PF	FO	Ast	TO	Blk	Stl	Pts	Avg
2011-12	8	0	69	8.6	8	17	.471	0	0	.000	5	9	.556	12	11	23	2.9	15	0	5	5	0	1	21	2.6
2012-13	33	21	678	20.5	73	157	.465	0	1	.000	31	60	.517	47	66	113	3.4	75	1	27	49	29	18	177	5.4
2013-14	8	3	152	19.0	21	43	.488	0	0	.000	11	17	.647	14	20	34	4.3	16	0	3	6	3	5	53	6.6
2014-15	24	2	175	7.3	22	44	.500	0	2	.000	8	13	.615	13	16	29	1.2	24	0	3	8	2	2	52	2.2
2015-16	21	0	239	11.4	25	58	.431	1	2	.500	24	36	.667	16	35	51	2.4	30	1	12	13	10	5	75	3.6
TOTAL	94	26	1313	14.0	149	319	.467	1	5	.200	79	135	.585	102	148	250	2.7	160	2	50	81	44	31	378	4.0

Year	GP	GS	Min	Avg	FG	FGA	Pct	3FG	3FGA	Pct	FT	FTA	Pct	Off	Def	Tot	Avg	PF	FO	Ast	TO	Blk	Stl	Pts	Avg
2012-13	18	10	359	19.9	47	91	.516	0	1	.000	17	32	.531	22	37	59	3.3	42	1	9	30	17	8	111	6.2
2014-15	10	2	76	7.6	8	21	.381	0	1	.000	1	3	.333	4	1	5	0.5	9	0	2	2	1	1	17	1.7
2015-16	9	0	74	8.2	6	15	.400	0	0	.000	4	10	.400	6	10	16	1.8	7	0	3	8	1	1	16	1.8
TOTAL	37	12	509	13.8	61	127	.480	0	2	.000	22	45	.489	32	48	80	2.2	58	1	14	40	19	10	144	3.9



DAMIAN JONES

30 Junior, Center
7'0" 245 lbs.
Baton Rouge, La.
Scotlandville Magnet HS

SEASON HIGHS

Points: 26, at Texas (1/30/16)
FG Made: 12, at Texas (1/30/16)
FG Atts: 10, at Texas (1/30/16)
3FG Made:
3FG Atts: 1, 2x last vs. Detroit (12/2/15)
FT Made: 8, vs. Florida (1/26/16)
FT Atts: 11, vs. Florida (1/26/16)
Rebounds: 15, at Arkansas (1/5/16)
Assists: 6, at Baylor (12/6/15)
Turnovers: 4, 3x, last at Texas (1/30/16)
Blocks: 5, vs. TAMU (2/4/16)
Steals: 1, 5x, last vs. W. Michigan (12/30/15)
Minutes: 37, at Texas (1/30/16)

CAREER HIGHS

Points: 26, at Texas (1/30/16)
FG Made: 12, at Texas (1/30/16)
FG Atts: 10, at Texas (1/30/16)
3FG Made: 1, vs. Rutgers (11/28/14)
3FG Atts: 1, 4x, last vs. Kansas (11/25/15)
FT Made: 9, 2x, last vs. Yale (1/3/15)
FT Atts: 13, 2x, last at Miss. St. (1/17/15)
Rebounds: 15, 2x, last at Arkansas (1/5/16)
Assists: 6, at Baylor (12/6/15)
Turnovers: 6, 2x, last at Baylor (12/6/15)
Blocks: 7, at S. Carolina (2/13/14)
Steals: 2, at Kentucky (1/20/15)
Minutes: 41, vs. Texas A&M (2/15/14)

MISCELLANEOUS

	2015-16	Career
Double-Digit Pts.	17	65
Double-Doubles	5	12

JONES NOTEBOOK

- Posted 12th career double-double and 5th of the season with 13 points and 10 rebounds.
- Scored career-high 26 points on a career-best 12 field goals at Texas; Tallied 20 points and 12 rebounds in win over Florida.
- Became 44th player in Vanderbilt history to eclipse the 1,000-point barrier with 13-point performance vs. Western Michigan. He now has 1,154 points, and is 33rd on VU's all-time list.
- Third on career blocks list with 156, and his 1.77 blocks per game career mark is the best in program history.
- Scored 24 points and tied a career-high with 15 rebounds at Arkansas, his 10th double-double of his career.
- Tallied two double-doubles in Maui, both 17 point and 10 rebound performances vs. Wake Forest and Kansas.
- 2015-16 preseason All-SEC first team selection by league's coaches and media.
- First Team All-SEC selection by the league's coaches in 2014-15.
- Tallied double figures in 28 games in 2014-15 and had 20+ points in eight games; scored 21 points and tied then career-high with 10 made field goals at Saint Mary's.
- Finished with 506 points as a sophomore, which is second on Vanderbilt's sophomore single-season scoring list.
- Finished first in the SEC in FG% (.562) and 3rd in blocks (2.0).
- Named to the All-SEC Freshman team by the league's coaches in 2013-14.
- Averaged 11.3 points and 11.7 ppg in league play in 2013-14. Scored in double-figures in 20 games, and scored a career-high 19 points on two occasions (Georgia State (11/12); at Missouri (2/19))
- Blocked a career-high seven blocks at South Carolina in 2014 (2/13), which also tied a then-school record for blocks in a game held by Will Perdue (vs. East Carolina, 12/28/87) and Festus Ezeli (at Georgia, 2/16/11)
- Chose the Commodores over LSU, Oklahoma, Oklahoma State, Duke, Syracuse, Kansas, Stanford, Florida, and Alabama.
- Averaged 15.4 points, 8.0 rebounds, 4.0 blocks, and 2.0 assists in his senior season at Scotlandville Magnet.
- His Scotlandville teams won back-to-back state championships in his junior and senior seasons, and he was named Louisiana's 5A Player of the Year as a senior...Also captured four district championships...Was a member of the A Honor Roll.
- Advice to youngsters: "Do your best in what you put most of your interest in."

JONES GAME-BY-GAME (JUNIOR)

Opponent	M	FG-A	3P-A	FT-A	Reb	PF	A	T	B	S	PTS
N13 Austin Peay*	16	6-12	0-0	0-0	5	4	0	2	1	1	10
N16 Gardner-Webb*	23	4-7	0-0	2-6	7	3	4	1	3	1	10
N19 Stony Brook*	29	6-13	0-0	1-4	6	3	1	2	1	0	13
N23 vs. St. Johns*	14	2-4	0-0	1-2	5	4	1	0	1	0	5
N24 vs. Wake Forest*	28	6-10	0-0	5-7	10	2	2	2	2	0	17
N25 vs. Kansas*	34	5-7	0-1	7-10	10	4	2	4	3	0	17
D2 Detroit*	15	4-6	0-1	2-7	3	2	0	2	1	0	10
D6 @Baylor*	31	2-7	0-0	5-6	8	1	6	3	3	1	9
D9 Dayton*	33	7-12	0-0	4-8	8	3	2	1	2	1	18
D19 Wofford*	28	7-13	0-0	7-10	7	0	1	2	4	0	21
D22 @Purdue*	15	3-7	0-0	0-0	3	5	1	2	0	0	6
D30 W. Michigan*	30	5-8	0-0	3-6	5	3	1	2	2	1	13
J2 LSU*	32	4-6	0-0	4-4	4	4	1	4	2	0	12
J5 @Arkansas*	34	9-13	0-0	6-10	15	5	2	3	1	0	24
J9 @S. Carolina*	16	5-6	0-0	2-3	6	5	1	1	3	0	12
J12 Auburn*	13	4-5	0-0	1-2	4	4	0	2	0	0	9
J16 Alabama*	23	4-13	0-0	5-8	2	4	1	2	0	0	13
J20 @Tennessee*	19	2-4	0-0	2-6	7	5	0	2	3	0	6
J23 @Kentucky*	31	5-7	0-0	3-6	9	2	1	1	2	1	13
J26 Florida*	35	6-14	0-0	8-11	12	2	1	2	2	0	20
J30 @Texas*	37	12-20	0-0	2-6	9	3	2	4	2	0	26
F4 Texas A&M*	34	6-9	0-0	1-2	10	2	1	3	5	0	13
F6 @Ole Miss											
F10 Missouri											
F13 @Auburn											
F16 @Miss. State											
F20 Georgia											
F23 @Florida											
F27 Kentucky											
M1 Tennessee											
M5 @Texas A&M											

Jones' Overall Statistics at Vanderbilt

Year	GP	GS	Min	Avg	FG	FGA	Pct	3pt	3ptA	Pct	FT	FTA	Pct	Off	Def	Tot	Avg	PF	FO	Ast	TO	Blk	Stl	Pts	Avg
2013-14	31	28	803	25.9	138	254	.543	0	0	.000	73	134	.545	57	119	176	5.7	104	3	7	56	43	9	349	11.3
2014-15	35	34	1020	29.1	186	331	.562	1	5	.200	133	222	.599	76	151	227	6.5	89	1	26	76	70	20	506	14.5
2015-16	22	22	570	25.9	114	203	.562	0	2	.000	71	124	.573	45	110	155	7.0	70	4	31	47	43	6	299	13.6
TOTAL	88	84	2393	27.2	438	788	.556	1	7	.143	277	480	.577	178	380	558	6.3	263	8	64	179	156	35	1154	13.1

Jones' SEC Statistics at Vanderbilt

Year	GP	GS	Min	Avg	FG	FGA	Pct.	3pt	3ptA	Pct	FT	FTA	Pct	Off	Def	Tot	Avg	PF	FO	Ast	TO	Blk	Stl	Pts	Avg
2013-14	18	18	525	29.2	82	160	.513	0	0	.000	46	77	.597	38	79	117	6.5	67	2	5	37	26	7	210	11.7
2014-15	18	17	529	29.4	88	165	.533	0	1	.000	50	98	.510	33	67	100	5.6	46	1	9	36	37	10	226	12.6
2015-16	9	9	237	26.3	45	77	.584	0	0	.000	32	52	.615	17	52	69	7.7	33	3	8	20	18	1	122	13.6
TOTAL	45	44	1291	28.7	215	402	.535	0	1	.000	128	227	.564	88	198	286	6.4	146	6	22	93	81	18	558	12.4



CARTER JOSEPHS

14 Senior, Guard
6'0" 180 lbs.
San Antonio, Texas
Tom C. Clark HS

SEASON HIGHS

Points: 2, 2x, last at Arkansas (1/5/16)
FG Made: 1, vs. Detroit (12/2/15)
FG Atts: 1, vs. Detroit (12/2/15)
3FG Made:
3FG Atts:
FT Made: 2, at Arkansas (1/5/16)
FT Atts: 5, at Arkansas (1/5/16)
Rebounds: 3, at Arkansas (1/5/16)
Assists: 4, 2x, last at Arkansas (1/5/16)
Turnovers: 3, vs. Detroit (12/2/15)
Blocks:
Steals: 2, vs. Detroit (12/2/15)
Minutes: 11, vs. Austin Peay (11/13/15)

CAREER HIGHS

Points: 2, 3x last at Arkansas (1/5/16)
FG Made: 1, 2x, last vs. Detroit (12/2/15)
FG Atts: 1, 3x, last vs. Detroit (12/2/15)
3FG Made:
3FG Atts:
FT Made: 2, at Arkansas (1/5/16)
FT Atts: 5, at Arkansas (1/5/16)
Rebounds: 3, 2x, last at Arkansas (1/5/16)
Assists: 9, at Auburn (2/22/14)
Turnovers: 3, 2x, last vs. Detroit (12/2/15)
Blocks:
Steals: 2, vs. Detroit (12/2/15)
Minutes: 21, at Ole Miss (3/8/14)

JOSEPHS NOTEBOOK

- ⊕ Played a season-high 18 minutes at Arkansas - tied career-high with two points and three rebounds. Also dished out four assists.
- ⊕ Played season-high 13 minutes vs. South Carolina in 2014-15 - dished out four assists.
- ⊕ Walk-on guard from San Antonio, Texas...Played at Tom C. Clark High School...Played in 20 games as a sophomore in 2013-14.
- ⊕ Did not score in 2013-14, but averaged 1.1 assists and 0.3 rebounds per game
- ⊕ Played significant minutes in the team's last six games of 2013-14, averaging 16.3 minutes per game.
- ⊕ Made first career start at Ole Miss in 2014.
- ⊕ Helped the Commodores to a win at Auburn on February 22, playing 16 minutes and dishing out nine assists.
- ⊕ Played 20 minutes against number one Florida, where he grabbed a career-high three rebounds and also adding two assists and a steal.
- ⊕ Was his high school team's captain and defensive MVP in 2011-12, where he averaged 7.8 points, 5.2 assists, and 3.7 rebounds per game.
- ⊕ Academically, he was a member of the National Honor Society and the Spanish National Honor Society, was a National Achievement Scholar Semifinalist, and won the Clark Principal's Award from 2009-12.
- ⊕ Double majoring in Computer Science and Economics.
- ⊕ Advice to youngsters: "Work harder than everyone else."

JOSEPHS GAME-BY-GAME (SENIOR)

Opponent	M	FG-A	3P-A	FT-A	Reb	PF	A	T	B	S	PTS
N13 Austin Peay	11	0-0	0-0	0-0	0	0	1	0	0	0	0
N16 Gardner-Webb	5	0-0	0-0	0-0	1	1	1	0	0	0	0
N19 Stony Brook	DNP										
N23 vs. St. Johns	7	0-0	0-0	0-0	0	0	0	1	0	0	0
N24 vs. Wake Forest	3	0-0	0-0	0-0	0	0	1	0	0	0	0
N25 vs. Kansas	DNP										
D2 Detroit	8	1-1	0-0	0-0	1	1	3	3	0	2	2
D6 @Baylor	DNP										
D9 Dayton	DNP										
D19 Wofford	8	0-0	0-0	0-0	1	0	4	0	0	0	0
D22 @Purdue	1	0-0	0-0	0-0	0	0	0	0	0	0	0
D30 W. Michigan	2	0-0	0-0	0-0	1	0	1	0	0	0	0
J2 LSU	DNP										
J5 @Arkansas	18	0-0	0-0	2-5	3	0	4	2	0	0	2
J9 @S. Carolina	1	0-0	0-0	0-0	0	0	0	0	0	0	0
J12 Auburn	1	0-0	0-0	0-0	0	0	0	0	0	0	0
J16 Alabama	1	0-0	0-0	0-0	0	0	0	0	0	0	0
J20 @Tennessee	1	0-0	0-0	0-0	0	0	0	0	0	0	0
J23 @Kentucky	2	0-0	0-0	0-0	0	0	0	0	0	0	0
J26 Florida	9	0-0	0-0	0-0	0	1	0	0	0	0	0
J30 @Texas	8	0-0	0-0	0-0	0	0	0	1	0	0	0
F4 Texas A&M	DNP										
F6 @Ole Miss											
F10 Missouri											
F13 @Auburn											
F16 @Miss. State											
F20 Georgia											
F23 @Florida											
F27 Kentucky											
M1 Tennessee											
M5 @Texas A&M											

Josephs' Overall Statistics at Vanderbilt																											
Year	GP	GS	Min	Avg	FG	FGA	Pct	3FG	3FGA	Pct	FT	FTA	Pct	Off	Def	Tot	Avg	PF	FO	Ast	TO	Blk	Stl	Pts	Avg		
2012-13	6	0	6	1.0	1	1	1.000	0	0	.000	0	0	.000	0	0	0	0.0	1	0	0	0	0	0	2	0.3		
2013-14	20	1	160	8.0	0	1	.000	0	0	.000	0	1	.000	0	7	7	0.4	17	0	22	8	0	6	0	0.0		
2014-15	13	0	52	4.0	0	0	.000	0	0	.000	0	2	.000	0	5	5	0.4	7	0	8	3	0	0	0	0.0		
2015-16	16	0	86	5.4	1	1	1.000	0	0	.000	2	5	.400	1	6	7	0.4	3	0	15	7	0	2	4	0.3		
TOTAL	55	1	304	5.5	2	3	.667	0	0	.000	2	8	.250	1	18	19	0.3	28	0	45	18	0	8	6	0.1		

Josephs' SEC Statistics at Vanderbilt																											
Year	GP	GS	Min	Avg	FG	FGA	Pct	3FG	3FGA	Pct	FT	FTA	Pct	Off	Def	Tot	Avg	PF	FO	Ast	TO	Blk	Stl	Pts	Avg		
2012-13	2	0	2	1.0	1	1	1.000	0	0	.000	0	0	.000	0	0	0	0.0	1	0	0	0	0	0	2	1.0		
2013-14	14	1	127	9.1	0	1	.0020	0	0	.000	0	0	.000	0	6	6	0.4	15	0	21	5	0	5	0	0.0		
2014-15	6	0	39	6.5	0	0	.000	0	0	.000	0	0	.000	0	4	4	0.7	6	0	8	0	0	0	0	0.0		
2015-16	7	0	33	4.7	0	0	.000	0	0	.000	2	5	.400	1	2	3	0.4	1	0	4	2	0	0	2	0.3		
TOTAL	29	1	201	6.9	1	2	.500	0	0	.000	2	5	.400	1	12	13	0.4	23	0	33	7	0	5	4	0.1		



CAMRON JUSTICE

O

Freshman, Guard
6'3" 180 lbs.
Hindman, Ky.
Knott County Central HS

SEASON HIGHS

Points: 12, at Tennessee (1/20/16)
FG Made: 4, 2x, last at Tennessee (1/20/16)
FG Atts: 7, 2x, at Tennessee (1/20/16)
3FG Made: 4, at Tennessee (1/20/16)
3FG Atts: 7, at Tennessee (1/20/16)
FT Made: 2, 2x, last vs. Kansas (11/25/15)
FT Atts: 2, 2x, last vs. Kansas (11/25/15)
Rebounds: 4, vs. LSU (1/2/16)
Assists: 2, vs. St. Johns (11/23/15)
Turnovers: 2, vs. St. Johns (11/23/15)
Blocks:
Steals: 2, 2x, last vs. Kansas (11/25/15)
Minutes: 23, vs. Wake Forest (11/24/15)

CAREER HIGHS

Points: 12, at Tennessee (1/20/16)
FG Made: 4, 2x, last at Tennessee (1/20/16)
FG Atts: 7, 2x, at Tennessee (1/20/16)
3FG Made: 4, at Tennessee (1/20/16)
3FG Atts: 7, at Tennessee (1/20/16)
FT Made: 2, 2x, last vs. Kansas (11/25/15)
FT Atts: 2, 2x, last vs. Kansas (11/25/15)
Rebounds: 4, vs. LSU (1/2/16)
Assists: 2, vs. St. Johns (11/23/15)
Turnovers: 2, vs. St. Johns (11/23/15)
Blocks:
Steals: 2, 2x, last vs. Kansas (11/25/15)
Minutes: 23, vs. Wake Forest (11/24/15)

MISCELLANEOUS

JUSTICE NOTEBOOK

- ✪ Scored a career-high 12 points on a career-best four made threes at Tennessee.
- ✪ Returned to action against Western Michigan after being sidelined with a groin injury for five games.
- ✪ Scored career-high 11 points vs. St. Johns in first game of Maui Jim Maui Invitational.
- ✪ Helped lead his Knott County Central team to its third consecutive Sweet 16 appearance in the spring of 2014.
- ✪ As a senior in 2015, he was named the Gatorade Player of the Year and Mr. Basketball for the state of Kentucky after averaging 28.5 points, 6.2 assists, 5.2 rebounds, and 2.4 steals per game.
- ✪ A two-time First Team All-State selection by The Louisville Courier-Journal and Lexington Herald-Leader, he shot 53.9 percent from the field, 42.3 percent from 3-point range and 84.7 percent from the free-throw line as a senior.
- ✪ Justice was the third-leading scorer (3,588 points) in Kentucky history and ranked third in three-pointers (393). Only Kelly Coleman of Wayland High School (1953-56, 4,337 points) and Charlie Osborne of Flat Gap High School (1953-57, 3,647 points) have scored more points.
- ✪ Named a McDonald's and Parade All-American.
- ✪ Plans to major in Economics...Has one brother, Caleb

JUSTICE GAME-BY-GAME (FRESHMAN)

Opponent	M	FG-A	3P-A	FT-A	Reb	PF	A	T	B	S	PTS
N13 Austin Peay	15	2-3	2-3	2-2	2	2	1	1	0	0	8
N16 Gardner-Webb	17	1-4	1-1	0-0	0	2	0	0	0	2	3
N19 Stony Brook	9	1-2	0-1	0-0	1	0	0	0	0	0	2
N23 vs. St. Johns	18	4-7	3-6	0-0	3	1	2	2	0	0	11
N24 vs. Wake Forest	23	1-2	0-1	0-0	2	3	0	0	0	1	2
N25 vs. Kansas	19	3-6	1-4	2-2	3	0	0	1	0	2	9
D2 Detroit	DNP										
D6 @Baylor	DNP										
D9 Dayton	DNP										
D19 Wofford	DNP										
D22 @Purdue	DNP										
D30 W. Michigan	9	1-5	1-4	0-0	0	1	0	0	0	0	3
J2 LSU	19	2-3	1-2	0-0	4	3	0	1	0	0	5
J5 @Arkansas	2	0-0	0-0	0-0	0	0	0	0	0	0	0
J9 @S. Carolina	4	0-1	0-1	0-0	11	0	0	0	0	0	0
J12 Auburn	9	0-2	0-1	0-0	1	3	1	1	0	0	0
J16 Alabama	5	0-1	0-1	1-2	0	0	0	0	0	0	1
J20 @Tennessee	15	4-7	4-7	0-0	1	2	1	1	0	1	12
J23 @Kentucky	7	0-3	0-1	0-0	1	1	1	1	0	0	0
J26 Florida	1	0-0	0-0	0-0	0	0	0	1	0	0	1
J30 @Texas	8	0-1	0-1	0-0	0	1	1	1	0	1	0
F4 Texas A&M	8	1-3	1-3	0-0	0	0	0	1	0	0	3
F6 @Ole Miss											
F10 Missouri											
F13 @Auburn											
F16 @Miss. State											
F20 Georgia											
F23 @Florida											
F27 Kentucky											
M1 Tennessee											
M5 @Texas A&M											

Justice's Overall Statistics at Vanderbilt

Year	GP	GS	Min	Avg	FG	FGA	Pct	3FG	3FGA	Pct	FT	FTA	Pct	Off	Def	Tot	Avg	PF	FO	Ast	TO	Blk	Stl	Pts	Avg
2015-16	17	0	188	11.1	20	50	.400	14	37	.378	5	6	.833	2	17	19	1.1	18	0	7	12	0	7	59	3.5
TOTAL	17	0	188	11.1	20	50	.400	14	37	.378	5	6	.833	2	17	19	1.1	18	0	7	12	0	7	59	3.5

Justice's SEC Statistics at Vanderbilt

Year	GP	GS	Min	Avg	FG	FGA	Pct	3FG	3FGA	Pct	FT	FTA	Pct	Off	Def	Tot	Avg	PF	FO	Ast	TO	Blk	Stl	Pts	Avg
2015-16	9	0	70	7.8	7	20	.350	6	16	.375	1	2	.500	1	7	8	0.9	8	0	3	7	0	1	21	2.3
TOTAL	9	0	70	7.8	7	20	.350	6	16	.375	1	2	.500	1	7	8	0.9	8	0	3	7	0	1	21	2.3



LUKE KORNET

3

Junior, Forward
7'1" 240 lbs.
Lantana, Texas
Liberty Christian HS

SEASON HIGHS

Points: 14, vs. Kansas (11/25/15)
FG Made: 6, vs. St. John's (11/23/15)
FG Atts: 13, vs. Stony Brook (11/19/15)
3FG Made: 4, vs. TAMU (2/4/16)
3FG Atts: 9, at S. Carolina (1/9/16)
FT Made: 4, 2x, last at Tennessee (1/20/16)
FT Atts: 6, at Tennessee (1/20/16)
Rebounds: 14, at Tennessee (1/20/16)
Assists: 3, 3x, last at Arkansas (1/5/16)
Turnovers: 4, at Arkansas (1/5/16)
Blocks: 10, vs. Auburn (1/12/16)
Steals: 1, 3x, last vs. Kansas (11/25/15)
Minutes: 37, 2x, last vs. Auburn (1/12/16)

CAREER HIGHS

Points: 24, vs. Tennessee State (11/23/14)
FG Made: 10, vs. Tennessee State (11/23/14)
FG Atts: 15, at Georgia (1/27/15)
3FG Made: 5, at Tennessee (2/26/15)
3FG Atts: 9, at S. Carolina (1/9/16)
FT Made: 4, 4x, at Tennessee (1/20/16)
FT Atts: 6, 2x, last at Tennessee (1/20/16)
Rebounds: 14, at Tennessee (1/20/16)
Assists: 4, 2x, last vs. South Carolina (2/7/15)
Turnovers: 4, 2x, last at Arkansas (1/5/16)
Blocks: 10, vs. Auburn (1/12/16)
Steals: 3, vs. Miss. State (2/1/14)
Minutes: 37, 2x, last vs. Auburn (1/12/16)

MISCELLANEOUS

	2015-16	Career
Double-Digit Pts.	8	29
3+ Threes	1	8
Triple Doubles	1	1

KORNET NOTEBOOK

- ✪ Made season high four threes in 14-point effort in win over Texas A&M.
- ✪ Fifth in the nation in blocked shots, averaging 3.0 blocks per game. He is fifth in the program's history in career blocks per game (1.3) and seventh in total blocks (107).
- ✪ In a single season, Kornet's 51 blocks ranks tied for sixth in program history.
- ✪ Had third double-double of the season in win at Tennessee (10 points, career-high 14 rebounds).
- ✪ Notched the program's second triple double with 11 points, 11 rebounds, and 10 blocks vs. Auburn. It was the program's first triple-double with blocks. Brad Tinsley had the other triple double when he registered 11 points, 10 rebounds, and 10 assists in a win over Presbyterian on November 12, 2010.
- ✪ The 10 blocks set a new Vanderbilt program single-game record - the previous best was seven by Will Perdue (vs. East Carolina, 12/28/87), Festus Ezeli (at Georgia, 2/16/11) and Damian Jones (at South Carolina, 2/13/14).
- ✪ Averaged 11.7 ppg in three games in Maui - scored a season-high 14 points vs. Kansas with four blocks.
- ✪ Made career-high five threes and scored 21 points at Tennessee in 2015.
- ✪ Scored in double figures in 18 games as a sophomore and made three or more threes in six games.
- ✪ Scored 22 points vs. LSU off the bench, a career-high in SEC games. He was 9-13 from the floor.
- ✪ Scored career-high 24 points on 10-11 shooting vs. Tenn. State... He tied the Memorial Gym record for FG% held by Jeffrey Taylor, who was also 10-11 from the floor vs. Tennessee State on December 19, 2009.
- ✪ Played in 30 games and started two as a true freshman; averaged 4.0 points, 2.3 rebounds, and 0.8 assists per game in 2013-14; Scored in double-figures in three games.
- ✪ Grew seven inches in his senior season in high school and then two more when he arrived on campus.
- ✪ Son of Frank Kornet, a former Vanderbilt basketball standout of his own from 1986-89.
- ✪ Averaged 15.0 points, 8.0 rebounds, 3.0 blocks, and 3.0 steals at Liberty Christian School in Argyle, Texas.
- ✪ Team was a state finalist in 2013, and were District TAPPS 5A-1 Champions in 2013.
- ✪ Named to TAPPS 5A First Team All-State in 2012-13, and was an honorable all-state selection in 2011-12.
- ✪ Named to TAPPS 5A-1 First Team All-District team in 2011-12 and 2012-13...Denton Record Chronicle Defensive Player of the Area in 2012-13...Selected to the 2013 TAPPS State All-Tournament Team, and was also a member of the 2012 and 2013 Academic All-State Team.
- ✪ Advice to youngsters: "Your life is a gift from God, so do everything possible to give back to Him."

KORNET GAME-BY-GAME (JUNIOR)

Opponent	M	FG-A	3P-A	FT-A	Reb	PF	A	T	B	S	PTS
N13 Austin Peay*	26	5-9	0-2	3-5	13	1	3	1	4	0	13
N16 Gardner-Webb*	12	3-5	0-2	4-4	1	1	0	0	1	1	10
N19 Stony Brook	29	3-13	0-5	3-4	6	2	1	0	3	0	9
N23 vs. St. Johns*	23	6-10	0-3	1-3	7	1	3	0	2	0	13
N24 vs. Wake Forest*	14	4-10	0-1	0-0	6	4	0	1	2	1	8
N25 vs. Kansas*	29	5-12	2-7	2-2	4	1	1	1	4	1	14
D2 Detroit*	16	1-1	0-0	0-0	11	2	1	0	5	0	2
D6 @Baylor*	18	2-4	1-2	2-2	4	4	1	2	1	0	7
D9 Dayton	DNP										
D19 Wofford	DNP										
D22 @Purdue	DNP										
D30 W. Michigan	DNP										
J2 LSU	DNP										
J5 @Arkansas	28	3-4	2-3	3-4	8	2	3	4	1	0	11
J9 @S. Carolina*	32	2-9	2-9	2-2	4	2	0	2	4	0	8
J12 Auburn*	37	4-8	2-3	1-4	11	3	2	3	10	0	11
J16 Alabama*	32	3-8	0-2	2-5	6	5	2	0	1	1	8
J20 @Tennessee*	30	3-8	0-0	4-6	14	4	3	1	5	0	10
J23 @Kentucky*	22	2-8	1-3	2-2	7	2	2	2	0	0	7
J26 Florida*	27	1-5	0-1	2-5	9	3	0	4	6	1	4
J30 @Texas*	32	1-7	1-4	2-2	3	3	3	0	1	1	5
F4 Texas A&M*	28	5-8	4-6	0-0	9	3	1	2	1	1	14
F6 @Ole Miss											
F10 Missouri											
F13 @Auburn											
F16 @Miss. State											
F20 Georgia											
F23 @Florida											
F27 Kentucky											
M1 Tennessee											
M5 @Texas A&M											

Kornet's Overall Statistics at Vanderbilt

Year	GP	GS	Min	Avg	FG	FGA	Pct	3FG	3FGA	Pct	FT	FTA	Pct	Off	Def	Tot	Avg	PF	FO	Ast	TO	Blk	Stl	Pts	Avg
2013-14	30	2	460	15.3	45	131	.344	21	89	.236	8	15	.533	19	49	68	2.3	34	0	23	21	17	9	119	4.0
2014-15	35	14	756	21.6	106	214	.495	50	125	.400	42	55	.764	32	88	120	3.4	67	1	37	41	38	7	304	8.7
2015-16	17	15	435	25.6	53	129	.411	15	53	.283	33	50	.660	31	92	123	7.2	43	1	26	23	51	7	154	9.1
TOTAL	82	31	1651	20.1	204	474	.430	86	267	.322	83	120	.692	82	229	311	3.8	144	2	86	85	106	23	577	7.0

Kornet's SEC Statistics at Vanderbilt

Year	GP	GS	Min	Avg	FG	FGA	Pct	3FG	3FGA	Pct	FT	FTA	Pct	Off	Def	Tot	Avg	PF	FO	Ast	TO	Blk	Stl	Pts	Avg
2013-14	18	1	279	15.5	24	78	.308	12	57	.211	4	9	.444	10	29	39	2.2	16	0	13	13	10	7	64	3.6
2014-15	18	4	401	22.3	56	119	.471	28	72	.389	21	25	.840	14	44	58	3.2	32	1	22	19	15	5	161	8.9
2015-16	8	7	236	29.5	23	58	.397	11	27	.407	16	28	.571	12	56	68	8.5	24	1	13	18	28	3	73	9.1
TOTAL	44	12	916	20.8	103	255	.404	51	156	.327	41	62	.661	36	129	165	3.8	72	2	48	50	53	15	298	6.8



RILEY LACHANCE

13

Sophomore, Guard
6'2" 182 lbs.
Brookfield, Wis.
Brookfield HS

SEASON HIGHS

- Points:** 18, vs. Alabama (1/16/16)
- FG Made:** 6, at S. Carolina (1/9/16)
- FG Atts:** 16, at S. Carolina (1/9/16)
- 3FG Made:** 5, vs. Alabama (1/16/16)
- 3FG Atts:** 7, 3x, last at Tennessee (1/20/16)
- FT Made:** 3, 2x, last vs. Alabama (1/16/16)
- FT Atts:** 4, vs. LSU (1/2/16)
- Rebounds:** 5, 2x, last vs. Auburn (1/12/16)
- Assists:** 6, vs. Gardner-Webb (11/16/15)
- Turnovers:** 3, 3x, last vs. LSU (1/2/16)
- Blocks:** 1, vs. Stony Brook (11/19/15)
- Steals:** 3, 2x, last vs. LSU (1/2/16)
- Minutes:** 40, at Arkansas (1/5/16)

CAREER HIGHS

- Points:** 26, 2x, last vs. W. Carolina (12/16/14)
- FG Made:** 9, vs. Purdue (12/13/14)
- FG Atts:** 18, at Florida (2/18/15)
- 3FG Made:** 5, 3x, last vs. Alabama (1/16/16)
- 3FG Atts:** 9, 2x, last at Ole Miss (3/7/15)
- FT Made:** 5, 2x, last vs. W. Carolina (12/16/14)
- FT Atts:** 5, 4x, last vs. Georgia (1/14/15)
- Rebounds:** 9, vs. Missouri (2/21/15)
- Assists:** 8, at Ole Miss (3/7/15)
- Turnovers:** 5, vs. Florida (2/3/15)
- Blocks:** 1, 2x, last vs. Stony Brook (11/19/15)
- Steals:** 5, vs. Penn (12/22/14)
- Minutes:** 42, 2x, last vs. Tennessee (2/11/15)

MISCELLANEOUS

	2015-16	Career
Double-Digit Pts.	10	34
20+ Point games	-	3

LACHANCE NOTEBOOK

- ☛ Scored double figures in 10 games this season.
- ☛ Tallied season-high 18 points vs. Alabama and tied a career-best with five threes.
- ☛ Scored 13 points, had six assists, and four assists vs. Gardner-Webb; also scored 13 points vs. Stony Brook.
- ☛ Named to preseason All-SEC 2nd Team by league coaches.
- ☛ Named to the SEC All-Freshman team in 2015; SEC freshman leader in points scored in all games and second in threes made.
- ☛ Third on Vanderbilt's single-season freshman scoring list with 429 points - one of only four Vanderbilt freshman to ever eclipse 400-point barrier.
- ☛ Seventh in threes made (2.1) and eighth in minutes (33.3). Second amongst freshmen in SEC in threes made behind teammate Matthew Fisher-Davis.
- ☛ Captured four SEC Freshmen of the Week honors this season. The four freshman honors is a new program record.
- ☛ Scored in double figures in 24 games in 2014-15, scored 20 or more points in four contests.
- ☛ Ended freshman season with 102 assists, third on the freshman single-season list.
- ☛ Scored 19 points and dished out career-best eight assists in win at Ole Miss.
- ☛ Had a career-high nine rebounds vs. Missouri.
- ☛ Scored a career-high 26 points in win over Purdue and 26 vs. Western Carolina.
- ☛ 6'2 guard who lead his Brookfield Central High School team in Wisconsin to a 24-1 record as a senior when he averaged 23.0 points and 2.6 assists per game...Left Brookfield as the school's all-time leading scorer (1,643 points).
- ☛ Was voted the top point guard in the state of Wisconsin by Wisconsin Hoops, and was the Player of the Year for Waukesha County.
- ☛ Also Brookfield's single-season scoring leader with 543 points, and the all-time leader in steals with 188.
- ☛ Major is Human and Organizational Development.

LACHANCE GAME-BY-GAME (SOPHOMORE)

Opponent	M	FG-A	3P-A	FT-A	Reb	PF	A	T	B	S	PTS
N13 Austin Peay*	17	3-7	1-3	0-0	2	0	4	0	0	1	7
N16 Gardner-Webb*	27	4-7	3-5	2-2	4	2	6	3	0	3	13
N19 Stony Brook*	38	5-8	2-4	1-2	1	2	3	1	1	0	13
N23 vs. St. Johns*	21	3-6	1-4	0-0	0	2	3	0	0	0	7
N24 vs. Wake Forest*	26	4-9	1-3	0-0	0	3	6	1	0	1	9
N25 vs. Kansas*	27	3-7	1-3	0-0	4	4	1	1	0	0	7
D2 Detroit*	28	3-7	2-4	2-2	5	1	5	0	0	1	10
D6 @Baylor*	37	2-8	1-4	2-2	1	0	1	1	0	0	7
D9 Dayton*	36	4-10	3-6	0-0	3	4	1	3	0	0	11
D19 Wofford*	29	2-4	2-2	0-0	0	2	1	2	0	0	6
D22 @Purdue*	27	0-6	0-3	0-0	2	2	2	0	0	0	0
D30 W. Michigan*	27	5-12	2-7	2-2	3	1	5	1	0	0	14
J2 LSU*	33	4-12	1-4	3-4	2	5	2	3	0	3	12
J5 @Arkansas*	40	3-10	2-5	2-3	2	4	2	2	0	0	10
J9 @S. Carolina*	34	6-16	3-7	0-0	4	3	1	1	0	1	15
J12 Auburn*	35	5-9	3-4	0-0	5	1	1	2	0	1	13
J16 Alabama*	35	5-8	5-6	3-3	1	2	1	0	0	0	18
J20 @Tennessee*	27	0-9	0-7	2-2	3	3	5	3	0	2	2
J23 @Kentucky*	21	1-5	1-3	0-0	1	1	1	1	0	0	3
J26 Florida	24	0-1	0-1	0-0	4	3	3	5	0	1	0
J30 @Texas	29	3-6	1-2	0-0	3	4	4	2	0	0	7
F4 Texas A&M	21	2-9	1-5	0-0	3	0	4	2	0	1	5
F6 @Ole Miss											
F10 Missouri											
F13 @Auburn											
F16 @Miss. State											
F20 Georgia											
F23 @Florida											
F27 Kentucky											
M1 Tennessee											
M5 @Texas A&M											

LaChance's Overall Statistics at Vanderbilt

Year	GP	GS	Min	Avg	FG	FGA	Pct	3FG	3FGA	Pct	FT	FTA	Pct	Off	Def	Tot	Avg	PF	FO	Ast	TO	Blk	Stl	Pts	Avg
2014-15	35	35	1166	33.3	147	337	.436	66	173	.382	69	79	.873	10	100	110	3.1	46	0	102	47	1	25	429	12.3
2015-16	22	19	639	29.0	67	176	.381	36	92	.391	19	22	.864	6	48	54	2.5	49	1	62	34	1	15	189	8.6
TOTAL	57	54	1805	31.7	214	513	.417	102	265	.385	88	101	.871	16	148	164	2.9	95	1	164	81	2	40	618	10.8

LaChance's SEC Statistics at Vanderbilt

Year	GP	GS	Min	Avg	FG	FGA	Pct	3FG	3FGA	Pct	FT	FTA	Pct	Off	Def	Tot	Avg	PF	FO	Ast	TO	Blk	Stl	Pts	Avg
2014-15	18	18	622	34.6	73	177	.412	35	91	.385	38	45	.844	6	56	62	3.4	27	0	54	29	0	10	219	12.2
2015-16	9	7	270	30.0	26	79	.329	16	42	.381	10	12	.833	1	25	26	2.9	22	1	20	19	0	9	78	8.7
TOTAL	27	25	892	33.0	99	256	.387	51	133	.383	48	57	.842	7	81	88	3.3	49	1	74	48	0	19	297	11.0



PHILLIP MCGLOIN

20

Sophomore, Guard
6'1" 183 lbs.
Washington, D.C.
Mercersburg Academy

SEASON HIGHS

Points: 3, 2x, last vs. Wofford (12/19/15)
FG Made: 1, 3x, last vs. Wofford (12/19/15)
FG Atts: 2, 2x, last vs. Wofford (12/19/15)
3FG Made: 1, 2x, last vs. Wofford (12/19/15)
3FG Atts: 1, 3x, last vs. Wofford (12/19/15)
FT Made: 2, vs. St. John's (11/23/15)
FT Atts: 2, 2x, last vs. St. John's (11/23/15)
Rebounds: 2, vs. Wake Forest (11/24/15)
Assists:
Turnovers:
Blocks:
Steals:
Minutes: 5, vs. Detroit (12/2/15)

CAREER HIGHS

Points: 3, 2x, last vs. Wofford (12/19/15)
FG Made: 1, 3x, last vs. Wofford (12/19/15)
FG Atts: 2, 2x, last vs. Wofford (12/19/15)
3FG Made: 1, 2x, last vs. Wofford (12/19/15)
3FG Atts: 1, 3x, last vs. Wofford (12/19/15)
3FG Atts: 1, 2x, last vs. Detroit (12/2/15)
FT Made: 2, vs. St. John's (11/23/15)
FT Atts: 2, 2x, last vs. St. John's (11/23/15)
Rebounds: 2, 2x, last vs. Wake Forest (11/24/15)
Assists: 1, vs. Missouri (2/21/15)
Turnovers: 2, vs. Penn (12/22/14)
Blocks:
Steals:
Minutes: 5, vs. Detroit (12/2/15)

MISCELLANEOUS

MCGLOIN NOTEBOOK

- ☛ Scored first points of his career in win over Gardner-Webb; also scored three points vs. Wofford.
- ☛ Made first appearance of his career in 2014 in final seconds of win over Purdue.
- ☛ Made the team as a walk-on in October of 2014.
- ☛ Played at Sidwell Friends in Washington, D.C., where his team won two Mid-Atlantic Conference championships and he was named an All-MAC first-team selection in his senior season.
- ☛ Averaged 19.5 points, 6.0 assists, and 5.5 rebounds per game with the Quakers.
- ☛ Member of the School Senate at Sidwell Friends and also named a National Achievement Scholar.
- ☛ Plans to major in Environmental Engineering.

MCGLOIN'S GAME-BY-GAME (FRESHMAN)

Opponent	M	FG-A	3P-A	FT-A	Reb	PF	A	T	B	S	PTS
N13 Austin Peay	1	0-1	0-0	0-0	0	0	0	0	0	0	0
N16 Gardner-Webb	2	1-1	1-1	1-2	1	1	0	0	0	0	3
N19 Stony Brook	DNP										
N23 vs. St. Johns	2	0-0	0-0	2-2	0	0	0	0	0	0	2
N24 vs. Wake Forest	2	0-2	0-1	0-0	2	0	0	0	0	0	0
N25 vs. Kansas	DNP										
D2 Detroit	5	1-2	0-1	0-0	0	2	0	0	0	0	2
D6 @Baylor	DNP										
D9 Dayton	DNP										
D19 Wofford	1	1-2	1-2	0-0	0	0	0	0	0	0	3
D22 @Purdue	DNP										
D30 W. Michigan	1	0-0	0-0	0-0	0	1	0	0	0	0	0
J2 LSU	DNP										
J5 @Arkansas	DNP										
J9 @S. Carolina	DNP										
J12 Auburn	DNP										
J16 Alabama	DNP										
J20 @Tennessee	DNP										
J23 @Kentucky	DNP										
J26 Florida	DNP										
J30 @Texas	DNP										
F4 Texas A&M	DNP										
F6 @Ole Miss											
F10 Missouri											
F13 @Auburn											
F16 @Miss. State											
F20 Georgia											
F23 @Florida											
F27 Kentucky											
M1 Tennessee											
M5 @Texas A&M											

McGloin's Overall Statistics at Vanderbilt

Year	GP	GS	Min	Avg	FG	FGA	Pct	3FG	3FGA	Pct	FT	FTA	Pct	Off	Def	Tot	Avg	PF	FO	Ast	TO	Blk	Stl	Pts	Avg
2014-15	5	0	5	1.0	0	1	.000	0	1	.000	0	0	.000	0	3	3	0.6	0	0	1	3	0	0	0	0.0
2015-16	7	0	14	2.0	3	8	.375	2	5	.400	3	4	.750	0	3	3	0.4	2	0	0	0	0	0	11	1.6
TOTAL	12	0	19	1.6	3	9	.333	2	6	.333	3	4	.750	0	6	6	0.5	2	0	1	3	0	0	11	0.9

McGloin's SEC Statistics at Vanderbilt

Year	GP	GS	Min	Avg	FG	FGA	Pct	3FG	3FGA	Pct	FT	FTA	Pct	Off	Def	Tot	Avg	PF	FO	Ast	TO	Blk	Stl	Pts	Avg
2014-15	2	0	0	0.0	0	0	.000	0	0	.000	0	0	.000	0	1	1	1.0	1	0	1	0	0	0	0	0.0
TOTAL	2	0	0	0.0	0	0	.000	0	0	.000	0	0	.000	0	1	1	1.0	1	0	1	0	0	0	0	0.0



JEFF ROBERSON

11

Sophomore, Forward
6'6" 220 lbs.
Houston, Texas
The Kinkaid School

SEASON HIGHS

Points: 20, vs. Texas A&M (2/4/16)
FG Made: 8, vs. Texas A&M (2/4/16)
FG Atts: 10, 2x, last vs. Texas A&M (2/4/16)
3FG Made: 3, 2x, last vs. Texas A&M (2/4/16)
3FG Atts: 4, 2x, last vs. Texas A&M (2/4/16)
FT Made: 6, vs. W. Michigan (12/30/15)
FT Atts: 7, 3x, last vs. Alabama (1/16/16)
Rebounds: 13, vs. St. John's (11/23/15)
Assists: 5, vs. Alabama (1/16/16)
Turnovers: 4, at Baylor (12/6/15)
Blocks: 2, vs. Detroit (12/2/15)
Steals: 2, 2x, last vs. Alabama (1/16/16)
Minutes: 36, vs. Alabama (1/16/16)

CAREER HIGHS

Points: 20, vs. Texas A&M (2/4/16)
FG Made: 8, vs. Texas A&M (2/4/16)
FG Atts: 10, 2x, last vs. Texas A&M (2/4/16)
3FG Made: 3, 2x, last vs. Texas A&M (2/4/16)
3FG Atts: 4, 2x, last vs. Texas A&M (2/4/16)
FT Made: 6, vs. W. Michigan (12/30/15)
FT Atts: 7, 2x, last at S. Carolina (1/9/16)
Rebounds: 13, vs. St. John's (11/23/15)
Assists: 5, vs. Alabama (1/16/16)
Turnovers: 4, 4x, last at Baylor (12/6/15)
Blocks: 2, 2x, last vs. Detroit (12/2/15)
Steals: 2, 5x, last vs. Alabama (1/16/16)
Minutes: 36, 3x, last vs. Alabama (1/16/16)

MISCELLANEOUS

	2015-16	Career
Double-Digit Pts.	12	15
10+ Rebounds	4	4

ROBERSON NOTEBOOK

- ✪ Scored a career-high 20 points in win over Texas A&M - was 8-10 from the floor and 3-4 from three.
- ✪ Tallied his second consecutive double-double with an 11-point, 10-rebound performance at Tennessee.
- ✪ Scored 16 points and grabbed 11 rebounds vs. Alabama for third double-double of the year. Also made career-high three three's and dished out career-best five assists.
- ✪ Scored 14 points and had eight rebounds vs. Auburn; Tallied 13 points vs. LSU
- ✪ Had second double-double of the year with 11 points and 10 rebounds vs. Western Michigan.
- ✪ Scored 12 points at Purdue.
- ✪ Grabbed career-high 13 rebounds in win over St. John's in Maui.
- ✪ Scored career-high 18 points and tied his career high with eight rebounds in win over Gardner-Webb.
- ✪ Started 24 games as a true freshman in 2014-15; averaged 4.7 ppg and shot 45.5% from three.
- ✪ Scored career-high 12 points vs. Tennessee at Memorial Gym.
- ✪ Scored eight points at Georgia Tech on 4-of-5 shooting; also scored eight points vs. Penn and 4-5 from floor.
- ✪ Tied a career high with eight rebounds against Baylor.
- ✪ Played career-high 35 minutes vs. LaSalle and scored seven points and grabbed seven rebounds.
- ✪ Left The Kinkaid School as the school's all-time leading scorer with 1,743 points.
- ✪ Averaged 20.1 points, 9.2 rebounds, 2.0 assists, and 1.5 steals per game in his senior season at the Kinkaid School in Houston.
- ✪ Named a finalist for the Guy V. Lewis Award, which is given to the top high school player in the city of Houston.
- ✪ As a senior, Roberson shot 66.8% from the floor, 48% from three-point range, and 78% from the free throw line.
- ✪ Chose Vanderbilt over Georgia Tech, Saint Louis, and Harvard.

ROBERSON GAME-BY-GAME (SOPHOMORE)

Opponent	M	FG-A	3P-A	FT-A	Reb	PF	A	T	B	S	PTS
N13 Austin Peay	DNP										
N16 Gardner-Webb	21	6-8	1-2	5-6	8	2	0	1	0	0	18
N19 Stony Brook*	14	1-2	0-0	2-2	1	3	0	2	0	1	4
N23 vs. St. Johns	19	3-6	2-3	3-4	13	2	0	1	1	1	11
N24 vs. Wake Forest	20	3-5	1-2	3-5	7	3	0	0	0	0	10
N25 vs. Kansas	15	0-2	0-1	0-0	1	2	2	1	1	0	0
D2 Detroit	17	3-5	1-2	1-2	5	1	1	0	2	0	8
D6 @Baylor	24	2-3	0-0	0-0	3	2	0	4	0	2	4
D9 Dayton*	29	0-0	0-0	1-2	3	4	1	1	0	0	1
D19 Wofford*	30	4-8	1-3	4-4	7	2	1	1	0	0	13
D22 @Purdue*	35	4-10	2-3	2-3	3	5	0	0	0	2	12
D30 W. Michigan*	34	2-5	1-3	6-7	10	4	1	3	0	1	11
J2 LSU*	21	4-5	1-1	4-4	0	5	0	1	0	0	13
J5 @Arkansas*	23	1-3	1-2	2-2	2	3	3	2	0	0	5
J9 @S. Carolina*	33	1-7	0-2	5-7	6	1	3	2	0	1	7
J12 Auburn*	34	5-7	1-2	3-3	8	3	0	1	0	1	14
J16 Alabama*	36	4-7	3-4	5-7	11	3	5	0	0	2	16
J20 @Tennessee*	33	3-6	0-2	5-6	10	4	2	0	0	0	11
J23 @Kentucky*	32	3-6	2-3	4-4	0	2	0	1	0	0	12
J26 Florida*	31	2-6	0-2	2-2	6	4	1	1	0	1	6
J30 @Texas*	23	0-3	0-1	0-0	2	3	1	0	0	0	0
F4 Texas A&M*	32	8-10	3-4	1-1	1	5	3	0	0	0	20
F6 @Ole Miss											
F10 Missouri											
F13 @Auburn											
F16 @Miss. State											
F20 Georgia											
F23 @Florida											
F27 Kentucky											
M1 Tennessee											
M5 @Texas A&M											

Roberson's Overall Statistics at Vanderbilt

Year	GP	GS	Min	Avg	FG	FGA	Pct	3FG	3FGA	Pct	FT	FTA	Pct	Off	Def	Tot	Avg	PF	FO	Ast	TO	Blk	Stl	Pts	Avg
2014-15	33	24	637	19.3	50	103	.485	15	33	.455	40	64	.625	32	70	102	3.1	86	2	37	48	10	13	155	4.7
2015-16	21	15	556	26.5	59	114	.518	20	42	.476	58	71	.817	34	73	107	5.1	63	3	24	22	4	13	196	9.3
TOTAL	54	39	1193	22.1	109	217	.502	35	75	.467	98	135	.726	66	143	209	3.9	149	5	61	70	14	26	351	6.5

Roberson's SEC Statistics at Vanderbilt

Year	GP	GS	Min	Avg	FG	FGA	Pct	3FG	3FGA	Pct	FT	FTA	Pct	Off	Def	Tot	Avg	PF	FO	Ast	TO	Blk	Stl	Pts	Avg
2014-15	16	11	313	19.6	22	49	.449	7	13	.538	24	40	.600	18	29	47	2.9	43	1	20	23	3	6	75	4.7
2015-16	9	9	275	30.6	31	57	.544	11	22	.500	31	36	.861	14	30	44	4.9	30	2	17	8	0	5	104	11.6
TOTAL	25	20	588	23.5	53	106	.500	18	35	.514	55	76	.724	32	59	91	3.6	73	3	37	31	3	11	179	7.2



SAMIR SEHIC

21 Freshman, Forward
6'9" 247 lbs.
Atlanta, Ga.
Cy Woods HS

SEASON HIGHS

Points: 3, 3x, last vs. LSU (1/2/16)
FG Made: 1, 6x, last vs. Auburn (1/12/16)
FG Atts: 5, vs. Austin Peay (11/13/15)
3FG Made: 1, 3x, last vs. LSU (1/2/16)
3FG Atts: 1, 3x, last vs. LSU (1/2/16)
FT Made: 2, vs. Gardner-Webb (11/16/15)
FT Atts: 2, 5x, last at Tennessee (1/20/16)
Rebounds: 7, vs. Austin Peay (11/13/15)
Assists: 1, vs. Auburn (1/12/16)
Turnovers: 1, vs. Gardner-Webb (11/16/15)
Blocks:
Steals:
Minutes: 15, vs. Austin Peay (11/13/15)

CAREER HIGHS

Points: 3, 3x, last vs. LSU (1/2/16)
FG Made: 1, 5x, last vs. LSU (1/2/16)
FG Atts: 5, vs. Austin Peay (11/13/15)
3FG Made: 1, 3x, last vs. LSU (1/2/16)
3FG Atts: 1, 3x, last vs. LSU (1/2/16)
FT Made: 2, vs. Gardner-Webb (11/16/15)
FT Atts: 2, 5x, last at Tennessee (1/20/16)
Rebounds: 7, vs. Austin Peay (11/13/15)
Assists: 1, vs. Auburn (1/12/16)
Turnovers: 1, vs. Gardner-Webb (11/16/15)
Blocks:
Steals:
Minutes: 15, vs. Austin Peay (11/13/15)

MISCELLANEOUS

SEHIC NOTEBOOK

- ⊗ Back up four man, played in 13 games this season.
- ⊗ Tied career high with three points vs. LSU.
- ⊗ Originally from Bosnia, Sehic thrives as a bruising skilled forward who can score inside and out.
- ⊗ As a junior with Cy Woods High School in Cypress Texas, he averaged 17.6 points, 13 rebounds, 1.8 assists, and 1.1 blocks per game.
- ⊗ As a senior, he averaged 20 points, 14 rebounds, two assists, one block and one steal.
- ⊗ Holds Cy Woods record for points, rebounds, and games played.
- ⊗ Named MVP of his district, was a two-time all-state and academic all-state selection.
- ⊗ Son of Jasmin and Amra Sehic...Has one sister, Melissa.
- ⊗ Recipient of the Jerry H. Smith Scholarship.
- ⊗ Advice to youngsters: "It's never too early to start focusing on a dream or goal."

SEHIC GAME-BY-GAME (FRESHMAN)

Opponent	M	FG-A	3P-A	FT-A	Reb	PF	A	T	B	S	PTS
N13 Austin Peay	15	1-5	0-0	0-0	7	2	0	0	0	0	2
N16 Gardner-Webb	7	0-1	0-0	2-2	0	0	0	1	0	0	2
N19 Stony Brook	7	1-2	0-0	0-0	2	0	0	0	0	0	2
N23 vs. St. Johns	7	1-2	1-1	0-2	3	1	0	0	0	0	3
N24 vs. Wake Forest	4	0-1	0-0	0-0	1	1	0	0	0	0	0
N25 vs. Kansas	DNP										
D2 Detroit	10	0-1	0-0	1-2	3	1	0	0	0	0	1
D6 @Baylor	DNP										
D9 Dayton	3	0-0	0-0	0-0	0	1	0	0	0	0	0
D19 Wofford	8	0-1	0-1	0-0	1	2	1	1	0	0	0
D22 @Purdue	4	1-1	1-1	0-0	0	0	0	0	0	0	3
D30 W. Michigan	3	0-0	0-0	1-2	0	1	1	0	0	0	1
J2 LSU	4	1-1	1-1	0-0	2	0	0	0	0	0	3
J5 @Arkansas	DNP										
J9 @S. Carolina	DNP										
J12 Auburn	3	1-1	0-0	0-0	1	0	1	0	0	0	2
J16 Alabama	1	0-0	0-0	0-0	0	0	0	0	0	0	0
J20 @Tennessee	1	0-0	0-0	1-2	0	0	0	0	0	0	1
J23 @Kentucky	2	0-2	0-0	2-2	3	0	0	0	0	0	2
J26 Florida	DNP										
J30 @Texas	DNP										
F4 Texas A&M	4	0-0	0-0	0-0	0	0	0	0	0	0	0
F6 @Ole Miss											
F10 Missouri											
F13 @Auburn											
F16 @Miss. State											
F20 Georgia											
F23 @Florida											
F27 Kentucky											
M1 Tennessee											
M5 @Texas A&M											

Sehic's Overall Statistics at Vanderbilt

Year	GP	GS	Min	Avg	FG	FGA	Pct	3FG	3FGA	Pct	FT	FTA	Pct	Off	Def	Tot	Avg	PF	FO	Ast	TO	Blk	Stl	Pts	Avg
2015-16	16	0	83	5.2	6	18	.333	3	4	.750	7	12	.583	10	13	23	1.4	8	0	3	2	0	0	22	1.4
TOTAL	16	0	83	5.2	6	18	.333	3	4	.750	7	12	.583	10	13	23	1.4	8	0	3	2	0	0	22	1.4

Sehic's SEC Statistics at Vanderbilt

Year	GP	GS	Min	Avg	FG	FGA	Pct	3FG	3FGA	Pct	FT	FTA	Pct	Off	Def	Tot	Avg	PF	FO	Ast	TO	Blk	Stl	Pts	Avg
2015-16	6	0	15	2.5	2	4	.500	1	1	1.000	3	4	.750	3	3	6	1.0	0	0	1	0	0	0	8	1.3
TOTAL	6	0	15	2.5	2	4	.500	1	1	1.000	3	4	.750	3	3	6	1.0	0	0	1	0	0	0	8	1.3



JOE TOYE

2

Freshman, Guard
6'7" 201 lbs.
Chicago, Ill.
Whitney Young HS

SEASON HIGHS

Points: 10, vs. Detroit (12/2/15)
FG Made: 3, 4x, last vs. vs. Detroit (12/2/15)
FG Atts: 6, vs. Austin Peay (11/13/15)
3FG Made: 1, 3x, last vs. Wofford (12/19/15)
3FG Atts: 3, vs. LSU (1/2/16)
FT Made: 4, vs. Detroit (12/2/15)
FT Atts: 6, vs. Detroit (12/2/15)
Rebounds: 4, 2x, vs. Detroit (12/2/15)
Assists: 1, 3x, last at Kentucky (1/23/16)
Turnovers: 1, 5x, last vs. Auburn (1/12/16)
Blocks: 1, vs Wofford (12/19/15)
Steals: 1, 3x, last at S. Carolina (1/9/16)
Minutes: 16, 2x, last at S. Carolina (1/9/16)

CAREER HIGHS

Points: 10, vs. Detroit (12/2/15)
FG Made: 3, 4x, last vs. vs. Detroit (12/2/15)
FG Atts: 6, vs. Austin Peay (11/13/15)
3FG Made: 1, 3x, last vs. Wofford (12/19/15)
3FG Atts: 3, vs. LSU (1/2/16)
FT Made: 4, vs. Detroit (12/2/15)
FT Atts: 6, vs. Detroit (12/2/15)
Rebounds: 4, 2x, vs. Detroit (12/2/15)
Assists: 1, 3x, last at Kentucky (1/23/16)
Turnovers: 1, 5x, last vs. Auburn (1/12/16)
Blocks: 1, vs Wofford (12/19/15)
Steals: 1, 3x, last at S. Carolina (1/9/16)
Minutes: 16, 2x, last at S. Carolina (1/9/16)

MISCELLANEOUS

TOYE NOTEBOOK

- ✪ Tied a season high with 16 minutes played at South Carolina.
- ✪ Scored career-high 10 points vs. Detroit - tied his career high with three made field goals.
- ✪ Signed with the Commodores in November of 2014.
- ✪ Was ranked as the sixth-best player in the state of Illinois and a four-star prospect by ESPN, and was also ranked as the 113th-best prospect in the nation by Rivals.com.
- ✪ Toye and his twin sister Elizabeth are both Division I basketball signees - Elizabeth signed with Wisconsin.
- ✪ Attended Whitney Young High School in Chicago, where he was named as a First-Team All-City selection.
- ✪ Averaged 18.0 points, 7.0 rebounds, 2.0 assists, 2.0 steals, and 1.5 blocks as a senior.
- ✪ Chose the Commodores over Iowa, Memphis, Creighton, Bradley, UIC, and Missouri.
- ✪ Recipient of the Edie and David Johnson Family Basketball Scholarship.
- ✪ Advice to youngsters: "Don't let negative influences in your life."

TOYE GAME-BY-GAME (FRESHMAN)

Opponent	M	FG-A	3P-A	FT-A	Reb	PF	A	T	B	S	PTS
N13 Austin Peay	10	3-6	1-1	0-0	0	0	0	1	0	1	7
N16 Gardner-Webb	10	3-4	0-1	2-4	3	1	0	1	0	0	8
N19 Stony Brook	3	0-0	0-0	0-0	0	0	0	0	0	0	0
N23 vs. St. Johns	10	3-4	0-0	3-4	4	0	0	0	0	0	9
N24 vs. Wake Forest	6	1-2	1-1	0-0	0	0	1	0	0	1	3
N25 vs. Kansas	DNP										
D2 Detroit	12	3-5	0-1	4-6	4	4	0	1	0	0	10
D6 @Baylor	DNP										
D9 Dayton	12	1-4	0-0	0-0	2	1	0	0	0	0	2
D19 Wofford	16	2-3	1-1	1-2	2	2	1	0	1	0	2
D22 @Purdue	9	2-4	0-0	1-2	2	1	0	0	0	1	5
D30 W. Michigan	8	2-2	0-0	0-0	0	2	1	0	0	0	4
J2 LSU	5	0-4	0-3	0-0	2	0	1	1	0	0	0
J5 @Arkansas	2	0-1	0-0	0-0	0	1	0	0	0	0	0
J9 @S. Carolina	16	1-2	0-0	3-4	3	2	0	1	0	1	5
J12 Auburn	11	0-3	0-1	2-2	1	2	0	1	0	0	2
J16 Alabama	1	0-0	0-0	0-0	0	0	0	0	0	0	0
J20 @Tennessee	1	0-0	0-0	0-0	0	0	0	0	0	0	0
J23 @Kentucky	12	1-1	0-0	3-4	0	0	1	0	0	0	5
J26 Florida	4	0-0	0-0	0-0	1	0	0	0	0	0	0
J30 @Texas	12	0-2	0-1	1-2	0	2	0	0	0	0	1
F4 Texas A&M	3	0-1	0-0	0-0	1	1	0	1	0	0	0
F6 @Ole Miss											
F10 Missouri											
F13 @Auburn											
F16 @Miss. State											
F20 Georgia											
F23 @Florida											
F27 Kentucky											
M1 Tennessee											
M5 @Texas A&M											

Toye's Overall Statistics at Vanderbilt

Year	GP	GS	Min	Avg	FG	FGA	Pct	3FG	3FGA	Pct	FT	FTA	Pct	Off	Def	Tot	Avg	PF	FO	Ast	TO	Blk	Stl	Pts	Avg
2015-16	20	0	163	8.2	22	48	.458	3	10	.300	20	30	.667	5	20	25	1.3	19	0	5	7	1	4	67	3.4
TOTAL	20	0	163	8.2	22	48	.458	3	10	.300	20	30	.667	5	20	25	1.3	19	0	5	7	1	4	67	3.4

Toye's SEC Statistics at Vanderbilt

Year	GP	GS	Min	Avg	FG	FGA	Pct	3FG	3FGA	Pct	FT	FTA	Pct	Off	Def	Tot	Avg	PF	FO	Ast	TO	Blk	Stl	Pts	Avg
2015-16	9	0	55	6.1	2	12	.167	0	4	.000	8	10	.800	2	6	8	0.9	6	0	2	4	0	1	12	1.3
TOTAL	9	0	55	6.1	2	12	.167	0	4	.000	8	10	.800	2	6	8	0.9	6	0	2	4	0	1	12	1.3



NATHAN WATKINS

10 Senior, Guard
6'5" 186 lbs.
Brentwood, Tenn.
Ensworth School

SEASON HIGHS

- Points:**
- FG Made:**
- FG Atts:**
- 3FG Made:**
- 3FG Atts:** 1, vs. Austin Peay (11/13/15)
- FT Made:**
- FT Atts:** 2, vs. Austin Peay (11/13/15)
- Rebounds:** 2, vs. Austin Peay (11/13/15)
- Assists:**
- Turnovers:**
- Blocks:**
- Steals:**
- Minutes:** 6, vs. Detroit (12/2/15)

CAREER HIGHS

- Points:** 7, at Auburn (2/22/14)
- FG Made:** 2, 2x, last vs. LSU (3/6/14)
- FG Atts:** 6, at Auburn (2/22/14)
- 3FG Made:** 1, 2x, last vs. LSU (3/6/14)
- 3FG Atts:** 5, at Auburn (2/22/14)
- FT Made:** 3, at Tennessee (3/1/14)
- FT Atts:** 4, at Tennessee (3/1/14)
- Rebounds:** 4, vs. Miss. State (3/12/14)
- Assists:**
- Turnovers:** 2, vs. Alabama A&M (12/15/12)
- Blocks:**
- Steals:** 1, at Mississippi State (2/23/13)
- Minutes:** 16, at Auburn (2/22/14)

WATKINS NOTEBOOK

- ✪ Walk-on guard from Brentwood, Tenn., who played at Ensworth School in Nashville.
- ✪ Played in 12 games as a junior in 2014-15.
- ✪ Played in nine games in 2013-14, including five out of the last six.
- ✪ Averaged 2.3 points and 0.9 rebounds per game.
- ✪ Scored the first point of his career against Northeastern (1/4/14).
- ✪ Played a career-high 16 minutes in a win at Auburn (2/22/14), where he helped contribute to the win with seven points and three rebounds.
- ✪ Scored six points at Tennessee (3/1/14)...Grabbed four rebounds vs. Miss. State (3/12/14) in the SEC Tournament.
- ✪ Averaged 13 points and five rebounds in his senior season at Ensworth, where he was team captain.
- ✪ In his junior and senior years, he was a part of two state and regional championship teams, and his Ensworth squad claimed the 2012 Naples Daily News Tournament Championship.
- ✪ Individually, he was named to the TSSAA State All-Tournament team and the Tennessee Prep Hoops All-Region team in his senior season, while also being named a finalist for the Moss-Oliver Award, an award the Nashville City Civitan Club presents annually to a girl and boy basketball player from a Nashville high school who excels in athletics, academics, school activities and community involvement.
- ✪ Majoring in Medicine, Health, and Society.
- ✪ Nickname is Swatkins.
- ✪ Advice to youngsters: "Never be satisfied with where you're at."

WATKINS GAME-BY-GAME (SENIOR)

Opponent	M	FG-A	3P-A	FT-A	Reb	PF	A	T	B	S	PTS
N13 Austin Peay	4	0-0	0-0	0-2	2	1	0	0	0	0	0
N16 Gardner-Webb	2	0-0	0-0	0-0	0	0	0	0	0	0	0
N19 Stony Brook	DNP										
N23 vs. St. Johns	2	0-0	0-0	0-0	1	0	0	0	0	0	0
N24 vs. Wake Forest	2	0-0	0-0	0-0	0	0	0	0	0	0	0
N25 vs. Kansas	DNP										
D2 Detroit	6	0-0	0-0	0-0	1	0	0	0	0	0	0
D6 @Baylor	DNP										
D9 Dayton	DNP										
D19 Wofford	2	0-0	0-0	0-0	0	0	0	0	0	0	0
D22 @Purdue	DNP										
D30 W. Michigan	1	0-0	0-0	0-0	0	0	0	0	0	0	0
J2 LSU	DNP										
J5 @Arkansas	DNP										
J9 @S. Carolina	DNP										
J12 Auburn	DNP										
J16 Alabama	DNP										
J20 @Tennessee	DNP										
J23 @Kentucky	DNP										
J26 Florida	DNP										
J30 @Texas	DNP										
F4 Texas A&M	DNP										
F6 @Ole Miss											
F10 Missouri											
F13 @Auburn											
F16 @Miss. State											
F20 Georgia											
F23 @Florida											
F27 Kentucky											
M1 Tennessee											
M5 @Texas A&M											

Year	GP	GS	Min	Avg	FG	FGA	Pct	3FG	3FGA	Pct	FT	FTA	Pct	Off	Def	Tot	Avg	PF	FO	Ast	TO	Blk	Stl	Pts	Avg
2012-13	5	0	5	1.0	0	1	.000	0	1	.000	0	0	.000	0	1	1	0.2	0	0	0	2	0	1	0	0.0
2013-14	9	0	53	5.9	5	18	.278	3	15	.200	8	11	.727	2	6	8	0.9	3	0	0	4	0	0	21	2.3
2014-15	12	0	18	1.5	0	2	.000	0	2	.000	0	0	.000	0	1	1	0.1	2	0	0	1	0	0	0	0.0
2015-16	7	0	19	2.7	0	0	.000	0	0	.000	0	2	.000	1	3	4	0.6	1	0	0	0	0	0	0	0.0
TOTAL	33	0	95	2.9	5	21	.238	3	18	.167	8	13	.615	3	11	14	0.4	6	0	0	7	0	1	21	0.6

Year	GP	GS	Min	Avg	FG	FGA	Pct	3FG	3FGA	Pct	FT	FTA	Pct	Off	Def	Tot	Avg	PF	FO	Ast	TO	Blk	Stl	Pts	Avg
2012-13	2	0	2	1.0	0	1	.000	0	1	.000	0	0	.000	0	0	0	0.0	0	0	0	0	0	1	0	0.0
2013-14	5	0	39	7.8	5	16	.313	3	13	.231	7	8	.875	1	3	4	0.8	1	0	0	3	0	0	20	4.0
2014-15	5	0	8	1.6	0	2	.000	0	2	.000	0	0	.000	0	0	0	0.0	0	0	0	0	0	0	0	0.0
TOTAL	12	0	49	4.1	5	19	.263	3	16	.188	7	8	.875	1	3	4	0.3	1	0	0	3	0	1	20	1.7

2015-16 Vanderbilt Basketball
 Vanderbilt Combined Team Statistics (as of Feb 05, 2016)
 All games

RECORD:	OVERALL	HOME	AWAY	NEUTRAL
ALL GAMES	13-9	10-2	1-6	2-1
CONFERENCE	5-4	4-1	1-3	0-0
NON-CONFERENCE	8-5	6-1	0-3	2-1

##	Player	gp-gs	min	avg	Total		3-Point		F-Throw		Rebounds				pf	dq	a	to	blk	stl	pts	avg
					fg-fga	fg%	3fg-fga	3fg%	ft-fa	ft%	off	def	tot	avg								
04	BALDWIN IV, Wade	22-20	638	29.0	93-196	.474	29-62	.468	102-128	.797	7	73	80	3.6	57	4	96	65	5	28	317	14.4
30	JONES, Damian	22-22	570	25.9	114-203	.562	0-2	.000	71-124	.573	45	110	155	7.0	70	4	31	47	43	6	299	13.6
11	ROBERSON, Jeff	21-15	556	26.5	59-114	.518	20-42	.476	58-71	.817	34	73	107	5.1	63	3	24	22	4	13	196	9.3
03	KORNET, Luke	17-15	435	25.6	53-129	.411	15-53	.283	33-50	.660	31	92	123	7.2	43	1	26	23	51	7	154	9.1
05	FISHER-DAVIS, Matth	21-17	535	25.5	61-139	.439	49-103	.476	15-19	.789	11	70	81	3.9	29	0	22	16	6	10	186	8.9
13	LACHANCE, Riley	22-19	639	29.0	67-176	.381	36-92	.391	19-22	.864	6	48	54	2.5	49	1	62	34	1	15	189	8.6
24	CRESSLER, Nolan	21-2	285	13.6	37-87	.425	13-46	.283	7-12	.583	7	43	50	2.4	34	1	17	17	2	0	94	4.5
40	HENDERSON, Josh	21-0	239	11.4	25-58	.431	1-2	.500	24-36	.667	16	35	51	2.4	30	1	12	13	10	5	75	3.6
00	JUSTICE, Camron	17-0	188	11.1	20-50	.400	14-37	.378	5-6	.833	2	17	19	1.1	18	0	7	12	0	7	59	3.5
02	TOYE, Joe	20-0	163	8.2	22-48	.458	3-10	.300	20-30	.667	5	20	25	1.3	19	0	5	7	1	4	67	3.4
20	MCGLOIN, Phillip	7-0	14	2.0	3-8	.375	2-5	.400	3-4	.750	0	3	3	0.4	2	0	0	0	0	0	11	1.6
21	SEHIC, Samir	16-0	83	5.2	6-18	.333	3-4	.750	7-12	.583	10	13	23	1.4	8	0	3	2	0	0	22	1.4
14	JOSEPHS, Carter	16-0	86	5.4	1-1	1.000	0-0	.000	2-5	.400	1	6	7	0.4	3	0	15	7	0	2	4	0.3
10	WATKINS, Nathan	7-0	19	2.7	0-0	.000	0-0	.000	0-2	.000	1	3	4	0.6	1	0	0	0	0	0	0	0.0
Team																						
Total.....		22	4450		561-1227	.457	185-458	.404	366-521	.702	201	638	839	38.1	428	15	320	274	123	97	1673	76.0
Opponents.....		22	4450		514-1351	.380	110-397	.277	314-462	.680	265	552	817	37.1	439	-	203	238	65	132	1452	66.0

TEAM STATISTICS	VU	OPP	Date	Opponent	Score	Att.
SCORING	1673	1452	11/13/15	AUSTIN PEAY	w 80-41	10116
Points per game	76.0	66.0	11/16/15	GARDNER-WEBB	w 98-62	9728
Scoring margin	+10.0	-	11/19/15	STONY BROOK	Wot 79-72	9819
FIELD GOALS-ATT	561-1227	514-1351	# 11/23/15	vs ST JOHNS	w 92-55	2400
Field goal pct	.457	.380	# 11/24/15	vs Wake Forest	w 86-64	2400
3 POINT FG-ATT	185-458	110-397	# 11/25/15	vs KANSAS	L 63-70	2400
3-point FG pct	.404	.277	12/02/15	DETROIT	w 102-52	9958
3-pt FG made per game	8.4	5.0	12/6/15	at Baylor	L 67-69	7084
FREE THROWS-ATT	366-521	314-462	12/09/15	DAYTON	L 67-72	10469
Free throw pct	.702	.680	12/19/15	WOFFORD	w 80-56	10667
F-Throws made per game	16.6	14.3	12/22/15	at Purdue	L 55-68	14846
REBOUNDS	839	817	12/30/15	WESTERN MICHIGAN	w 86-61	10092
Rebounds per game	38.1	37.1	* 01/02/16	LSU	L 82-90	13380
Rebounding margin	+1.0	-	* 01/05/16	at Arkansas	Lot 85-90	14179
ASSISTS	320	203	* 1/9/16	at South Carolina	L 65-69	15055
Assists per game	14.5	9.2	* 01/12/16	AUBURN	w 75-57	10414
TURNOVERS	274	238	* 01/16/16	ALABAMA	w 71-63	12565
Turnovers per game	12.5	10.8	* 01/20/16	at Tennessee	w 88-74	13561
Turnover margin	-1.6	-	* 01/23/16	at Kentucky	L 57-76	22975
Assist/turnover ratio	1.2	0.9	* 01/26/16	FLORIDA	w 60-59	11351
STEALS	97	132	01/30/16	at Texas	L 58-72	13041
Steals per game	4.4	6.0	* 02/04/16	TEXAS A&M	w 77-60	10432
BLOCKS	123	65				
Blocks per game	5.6	3.0				
ATTENDANCE	128991	107941				
Home games-Avg/Game	12-10749	7-14392				
Neutral site-Avg/Game	-	3-2400				

#- Maui Jim Maui Invitational, Lahaina, Hawaii
 * = Conference game

Score by Periods	1st	2nd	OT	Totals
Vanderbilt	800	852	21	1673
Opponents	617	816	19	1452

2015-16 Vanderbilt Basketball
 Vanderbilt Combined Team Statistics (as of Feb 05, 2016)
 Conference games

RECORD:	OVERALL	HOME	AWAY	NEUTRAL
ALL GAMES	5-4	4-1	1-3	0-0
CONFERENCE	5-4	4-1	1-3	0-0
NON-CONFERENCE	0-0	0-0	0-0	0-0

##	Player	gp-gs	min	avg	Total		3-Point		F-Throw		Rebounds				pf	dq	a	to	blk	stl	pts	avg
					fg-fga	fg%	3fg-fga	3fg%	ft-fa	ft%	off	def	tot	avg								
04	BALDWIN IV, Wade	9-8	290	32.2	36-83	.434	11-24	.458	58-75	.773	4	31	35	3.9	22	2	49	30	2	8	141	15.7
30	JONES, Damian	9-9	237	26.3	45-77	.584	0-0	.000	32-52	.615	17	52	69	7.7	33	3	8	20	18	1	122	13.6
11	ROBERSON, Jeff	9-9	275	30.6	31-57	.544	11-22	.500	31-36	.861	14	30	44	4.9	30	2	17	8	0	5	104	11.6
03	KORNET, Luke	8-7	236	29.5	23-58	.397	11-27	.407	16-28	.571	12	56	68	8.5	24	1	13	18	28	3	73	9.1
13	LACHANCE, Riley	9-7	270	30.0	26-79	.329	16-42	.381	10-12	.833	1	25	26	2.9	22	1	20	19	0	9	78	8.7
05	FISHER-DAVIS, Matth	8-5	200	25.0	20-48	.417	18-39	.462	8-10	.800	4	20	24	3.0	10	0	7	7	1	2	66	8.3
00	JUSTICE, Camron	9-0	70	7.8	7-20	.350	6-16	.375	1-2	.500	1	7	8	0.9	8	0	3	7	0	1	21	2.3
24	CRESSLER, Nolan	8-0	70	8.8	6-20	.300	1-7	.143	4-6	.667	3	13	16	2.0	11	1	2	4	1	0	17	2.1
40	HENDERSON, Josh	9-0	74	8.2	6-15	.400	0-0	.000	4-10	.400	6	10	16	1.8	7	0	3	8	1	1	16	1.8
02	TOYE, Joe	9-0	55	6.1	2-12	.167	0-4	.000	8-10	.800	2	6	8	0.9	6	0	2	4	0	1	12	1.3
21	SEHIC, Samir	6-0	15	2.5	2-4	.500	1-1	1.000	3-4	.750	3	3	6	1.0	0	0	1	0	0	0	8	1.3
14	JOSEPHS, Carter	7-0	33	4.7	0-0	.000	0-0	.000	2-5	.400	1	2	3	0.4	1	0	4	2	0	0	2	0.3
Team													8	10	18			6				
Total.....		9	1825		204-473	.431	75-182	.412	177-250	.708	76	265	341	37.9	174	10	129	133	51	31	660	73.3
Opponents.....		9	1825		232-572	.406	48-167	.287	126-193	.653	106	237	343	38.1	195	-	93	87	36	60	638	70.9

TEAM STATISTICS	VU	OPP	Date	Opponent	Score	Att.
SCORING	660	638	* 01/02/16	LSU	L 82-90	13380
Points per game	73.3	70.9	* 01/05/16	at Arkansas	Lot 85-90	14179
Scoring margin	+2.4	-	* 1/9/16	at South Carolina	L 65-69	15055
FIELD GOALS-ATT	204-473	232-572	* 01/12/16	AUBURN	w 75-57	10414
Field goal pct	.431	.406	* 01/16/16	ALABAMA	w 71-63	12565
3 POINT FG-ATT	75-182	48-167	* 01/20/16	at Tennessee	w 88-74	13561
3-point FG pct	.412	.287	* 01/23/16	at Kentucky	L 57-76	22975
3-pt FG made per game	8.3	5.3	* 01/26/16	FLORIDA	w 60-59	11351
FREE THROWS-ATT	177-250	126-193	* 02/04/16	TEXAS A&M	w 77-60	10432
Free throw pct	.708	.653				
F-Throws made per game	19.7	14.0				
REBOUNDS	341	343				
Rebounds per game	37.9	38.1				
Rebounding margin	-0.2	-				
ASSISTS	129	93				
Assists per game	14.3	10.3				
TURNOVERS	133	87				
Turnovers per game	14.8	9.7				
Turnover margin	-5.1	-				
Assist/turnover ratio	1.0	1.1				
STEALS	31	60				
Steals per game	3.4	6.7				
BLOCKS	51	36				
Blocks per game	5.7	4.0				
ATTENDANCE	58142	65770				
Home games-Avg/Game	5-11628	4-16442				
Neutral site-Avg/Game	-	0-0				

#- Maui Jim Maui Invitational, Lahaina, Hawaii
 *= Conference game

Score by Periods	1st	2nd	OT	Totals
Vanderbilt	318	334	8	660
Opponents	274	351	13	638

2015-16 Vanderbilt Basketball
 Vanderbilt Team Game-by-Game (as of Feb 05, 2016)
 All games

TEAM STATISTICS

Opponent	Date	Score		Total		3-Pointers		Free throws		Rebounds				pf	a	t/o	blk	stl	pts	avg
				fg-fga	pct	3fg-fga	pct	ft-fta	pct	off	def	tot	avg							
AUSTIN PEAY	11/13/15	80-41	W	32-72	.444	8-19	.421	8-15	.533	17	34	51	51.0	19	17	9	8	6	80	80.0
GARDNER-WEBB	11/16/15	98-62	W	32-55	.582	11-23	.478	23-32	.719	10	25	35	43.0	19	19	10	5	9	98	89.0
STONY BROOK	11/19/15	79-72	Wot	29-65	.446	5-18	.278	16-23	.696	7	27	34	40.0	16	8	6	5	3	79	85.7
vs ST JOHNS	11/23/15	92-55	W	33-62	.532	12-25	.480	14-21	.667	13	36	49	42.2	20	21	11	6	3	92	87.2
vs Wake Forest	11/24/15	86-64	W	31-63	.492	7-17	.412	17-22	.773	13	30	43	42.4	25	14	8	4	6	86	87.0
vs KANSAS	11/25/15	63-70	L	23-56	.411	6-27	.222	11-15	.733	6	26	32	40.7	21	11	11	8	5	63	83.0
DETROIT	12/02/15	102-52	W	35-61	.574	12-26	.462	20-30	.667	11	42	53	42.4	14	18	12	11	7	102	85.7
at Baylor	12/6/15	67-69	L	22-47	.468	10-21	.476	13-17	.765	9	23	32	41.1	17	17	17	6	6	67	83.4
DAYTON	12/09/15	67-72	L	21-51	.412	6-17	.353	19-25	.760	7	24	31	40.0	21	6	13	6	3	67	81.6
WOFFORD	12/19/15	80-56	W	25-50	.500	10-17	.588	20-27	.741	6	37	43	40.3	15	14	11	5	1	80	81.4
at Purdue	12/22/15	55-68	L	22-63	.349	5-16	.313	6-11	.545	11	23	34	39.7	27	12	11	1	8	55	79.0
WESTERN MICHIGAN	12/30/15	86-61	W	29-56	.518	11-30	.367	17-23	.739	7	25	32	39.1	20	22	9	3	7	86	79.6
LSU	01/02/16	82-90	L	25-54	.463	10-23	.435	22-25	.880	3	26	29	38.3	25	13	17	2	6	82	79.8
at Arkansas	01/05/16	85-90	Lot	26-52	.500	10-20	.500	23-32	.719	6	35	41	38.5	25	20	26	2	1	85	80.1
at South Carolina	1/9/16	65-69	L	20-61	.328	5-24	.208	20-29	.690	12	24	36	38.3	25	10	11	7	5	65	79.1
AUBURN	01/12/16	75-57	W	26-47	.553	7-13	.538	16-25	.640	9	36	45	38.8	21	16	17	10	2	75	78.9
ALABAMA	01/16/16	71-63	W	20-49	.408	9-16	.563	22-36	.611	6	23	29	38.2	18	14	7	1	5	71	78.4
at Tennessee	01/20/16	88-74	W	23-57	.404	13-33	.394	29-39	.744	11	39	50	38.8	22	20	12	10	3	88	78.9
at Kentucky	01/23/16	57-76	L	16-50	.320	5-15	.333	20-25	.800	10	22	32	38.5	10	8	12	3	3	57	77.8
FLORIDA	01/26/16	60-59	W	18-44	.409	3-9	.333	21-33	.636	10	31	41	38.6	15	9	19	9	4	60	76.9
at Texas	01/30/16	58-72	L	23-53	.434	7-20	.350	5-10	.500	8	21	29	38.1	20	12	13	4	2	58	76.0
TEXAS A&M	02/04/16	77-60	W	30-59	.508	13-29	.448	4-6	.667	9	29	38	38.1	13	19	12	7	2	77	76.0
Vanderbilt		1673		561-1227	.457	185-458	.404	366-521	.702	201	638	839	38.1	428	320	274	123	97	1673	76.0
Opponents		1452		514-1351	.380	110-397	.277	314-462	.680	265	552	817	37.1	439	203	238	65	132	1452	66.0

Games played: 22
 Points/game: 76.0
 FG Pct: 45.7
 3FG Pct: 40.4
 FT Pct: 70.2

Rebounds/game: 38.1
 Assists/game: 14.5
 Turnovers/game: 12.5
 Assist/turnover ratio: 1.2
 Steals/game: 4.4
 Blocks/game: 5.6

2015-16 Vanderbilt Basketball
 Vanderbilt Opponent Game-by-Game (as of Feb 05, 2016)
 All games

OPPONENT STATISTICS

Opponent	Date	Score		Total		3-Pointers		Free throws		Rebounds				pf	a	t/o	blk	stl	pts	avg
				fg-fga	pct	3fg-fga	pct	ft-fta	pct	off	def	tot	avg							
AUSTIN PEAY	11/13/15	80-41	W	14-64	.219	1-16	.063	12-19	.632	17	28	45	45.0	14	1	14	0	4	41	41.0
GARDNER-WEBB	11/16/15	98-62	W	21-50	.420	7-20	.350	13-18	.722	6	19	25	35.0	27	6	19	1	2	62	51.5
STONY BROOK	11/19/15	79-72	Wot	30-66	.455	4-17	.235	8-12	.667	10	33	43	37.7	21	11	15	5	2	72	58.3
vs ST JOHNS	11/23/15	92-55	W	18-60	.300	2-16	.125	17-22	.773	9	17	26	34.8	17	6	8	3	8	55	57.5
vs Wake Forest	11/24/15	86-64	W	19-58	.328	3-18	.167	23-32	.719	16	21	37	35.2	22	7	12	2	7	64	58.8
vs KANSAS	11/25/15	63-70	L	25-55	.455	8-16	.500	12-22	.545	8	31	39	35.8	11	8	12	1	6	70	60.7
DETROIT	12/02/15	102-52	W	16-70	.229	11-27	.407	9-12	.750	13	21	34	35.6	22	4	15	1	6	52	59.4
at Baylor	12/6/15	67-69	L	26-65	.400	5-11	.455	12-20	.600	20	19	39	36.0	17	18	7	3	7	69	60.6
DAYTON	12/09/15	67-72	L	27-60	.450	5-15	.333	13-22	.591	15	26	41	36.6	21	9	12	1	7	72	61.9
WOFFORD	12/19/15	80-56	W	21-61	.344	8-21	.381	6-9	.667	5	25	30	35.9	23	9	6	2	6	56	61.3
at Purdue	12/22/15	55-68	L	21-58	.362	2-19	.105	24-31	.774	14	29	43	36.5	14	14	11	8	5	68	61.9
WESTERN MICHIGAN	12/30/15	86-61	W	20-54	.370	2-18	.111	19-24	.792	11	24	35	36.4	21	8	14	0	2	61	61.8
LSU	01/02/16	82-90	L	30-62	.484	5-16	.313	25-31	.806	11	29	40	36.7	20	14	11	3	9	90	64.0
at Arkansas	01/05/16	85-90	Lot	29-71	.408	6-14	.429	26-35	.743	11	25	36	36.6	27	13	8	5	15	90	65.9
at South Carolina	1/9/16	65-69	L	24-57	.421	3-13	.231	18-29	.621	10	34	44	37.1	23	11	13	3	3	69	66.1
AUBURN	01/12/16	75-57	W	22-67	.328	4-22	.182	9-20	.450	16	19	35	37.0	23	8	10	7	4	57	65.5
ALABAMA	01/16/16	71-63	W	25-52	.481	6-19	.316	7-20	.350	9	30	39	37.1	23	7	12	5	4	63	65.4
at Tennessee	01/20/16	88-74	W	25-76	.329	4-20	.200	20-25	.800	15	28	43	37.4	26	11	6	4	5	74	65.8
at Kentucky	01/23/16	57-76	L	33-60	.550	6-19	.316	4-6	.667	6	26	32	37.2	19	12	7	3	6	76	66.4
FLORIDA	01/26/16	60-59	W	23-70	.329	7-22	.318	6-10	.600	18	25	43	37.5	24	6	13	3	6	59	66.0
at Texas	01/30/16	58-72	L	24-58	.414	4-16	.250	20-26	.769	15	22	37	37.4	14	9	6	2	10	72	66.3
TEXAS A&M	02/04/16	77-60	W	21-57	.368	7-22	.318	11-17	.647	10	21	31	37.1	10	11	7	3	8	60	66.0
Opponents		1452		514-1351	.380	110-397	.277	314-462	.680	265	552	817	37.1	439	203	238	65	132	1452	66.0
Vanderbilt		1673		561-1227	.457	185-458	.404	366-521	.702	201	638	839	38.1	428	320	274	123	97	1673	76.0

Games played: 22
 Points/game: 66.0
 FG Pct: 38.0
 3FG Pct: 27.7
 FT Pct: 68.0

Rebounds/game: 37.1
 Assists/game: 9.2
 Turnovers/game: 10.8
 Assist/turnover ratio: 0.9
 Steals/game: 6.0
 Blocks/game: 3.0

2015-16 Vanderbilt Basketball
Vanderbilt Points-Rebounds-Assists (as of Feb 05, 2016)
All games

Opponent	Date	Score		00	02	03	04	05	10	11
				JUSTICE,CA	TOYE,JOE	KORNET,LUK	BALDWIN IV	FISHER-DAV	WATKINS,NA	ROBERSON,J
AUSTIN PEAY	11/13/15	80-41	w	8-2-1	7-0-0	13-13-3	14-4-4	6-1-3	0-2-0	DNP
GARDNER-WEBB	11/16/15	98-62	w	3-0-0	8-3-0	10-1-0	9-1-2	9-2-1	0-0-0	18-8-0
STONY BROOK	11/19/15	79-72	w	2-1-0	0-0-0	9-6-1	21-6-2	11-4-1	DNP	4-1-0
vs ST JOHNS	11/23/15	92-55	w	11-3-2	9-4-0	13-7-3	9-3-6	6-2-2	0-1-0	11-13-0
vs Wake Forest	11/24/15	86-64	w	2-2-0	3-0-1	8-6-0	17-4-2	9-4-0	0-0-0	10-7-0
vs KANSAS	11/25/15	63-70	L	9-3-0	DNP	14-4-1	11-2-2	0-1-2	DNP	0-1-2
DETROIT	12/02/15	102-52	w	DNP	10-4-0	2-11-1	20-4-3	12-5-1	0-1-0	8-5-1
at Baylor	12/6/15	67-69	L	DNP	DNP	7-4-1	19-4-4	11-5-3	DNP	4-3-0
DAYTON	12/09/15	67-72	L	DNP	2-2-0	DNP	18-0-2	11-7-0	DNP	1-3-1
WOFFORD	12/19/15	80-56	w	DNP	6-2-1	DNP	10-5-5	10-11-0	0-0-0	13-7-1
at Purdue	12/22/15	55-68	L	DNP	5-2-0	DNP	13-8-5	7-6-1	DNP	12-3-0
WESTERN MICHIGAN	12/30/15	86-61	w	3-0-0	4-0-1	DNP	15-4-10	9-1-0	0-0-0	11-10-1
LSU	01/02/16	82-90	L	5-4-0	0-2-1	DNP	17-6-7	11-1-1	DNP	13-0-0
at Arkansas	01/05/16	85-90	L	0-0-0	0-0-0	11-8-3	13-4-4	20-3-2	DNP	5-2-3
at South Carolina	1/9/16	65-69	L	0-1-0	5-3-0	8-4-0	13-3-4	0-1-0	DNP	7-6-3
AUBURN	01/12/16	75-57	w	0-1-1	2-1-0	11-11-2	17-7-10	DNP	DNP	14-8-0
ALABAMA	01/16/16	71-63	w	1-0-0	0-0-0	8-6-2	8-5-5	3-0-0	DNP	16-11-5
at Tennessee	01/20/16	88-74	w	12-1-1	0-0-0	10-14-3	25-4-5	18-8-4	DNP	11-10-2
at Kentucky	01/23/16	57-76	L	0-1-1	5-0-1	7-7-2	7-1-2	3-4-0	DNP	12-0-0
FLORIDA	01/26/16	60-59	w	0-0-0	0-1-0	4-9-0	24-2-4	6-5-0	DNP	6-6-1
at Texas	01/30/16	58-72	L	0-0-1	1-0-0	5-3-3	0-0-0	19-8-1	DNP	0-2-1
TEXAS A&M	02/04/16	77-60	w	3-0-0	0-1-0	14-9-1	17-3-8	5-2-0	DNP	20-1-3

Opponent	Date	Score		13	14	20	21	24	30	40
				LACHANCE,R	JOSEPHS,CA	MCGLOIN,PH	SEHIC,SAMI	CRESSLER,N	JONES,DAMI	HENDERSON,
AUSTIN PEAY	11/13/15	80-41	w	7-2-4	0-0-1	0-0-0	2-7-0	6-4-0	12-5-0	5-7-1
GARDNER-WEBB	11/16/15	98-62	w	13-4-6	0-1-1	4-1-0	2-0-0	7-4-4	10-7-4	5-0-1
STONY BROOK	11/19/15	79-72	w	13-1-3	DNP	DNP	2-2-0	4-1-0	13-6-1	0-1-0
vs ST JOHNS	11/23/15	92-55	w	7-0-3	0-0-0	2-0-0	3-3-0	10-2-2	5-5-1	6-5-2
vs Wake Forest	11/24/15	86-64	w	9-0-6	0-0-1	0-2-0	0-1-0	2-4-2	17-10-2	9-2-0
vs KANSAS	11/25/15	63-70	L	7-4-1	DNP	DNP	DNP	5-4-1	17-10-2	0-0-0
DETROIT	12/02/15	102-52	w	10-5-5	2-1-3	2-0-0	1-3-0	14-2-2	10-3-0	11-5-2
at Baylor	12/6/15	67-69	L	7-1-1	DNP	DNP	DNP	8-2-2	9-8-6	2-2-0
DAYTON	12/09/15	67-72	L	11-3-1	DNP	DNP	0-0-0	2-5-0	18-8-2	4-2-0
WOFFORD	12/19/15	80-56	w	6-0-1	0-1-4	3-0-0	0-1-1	2-2-0	21-7-1	9-4-0
at Purdue	12/22/15	55-68	L	0-2-2	0-0-0	DNP	3-0-0	3-1-2	6-3-1	6-5-1
WESTERN MICHIGAN	12/30/15	86-61	w	14-3-5	0-1-1	0-0-0	1-0-1	14-3-0	13-5-1	2-2-2
LSU	01/02/16	82-90	L	12-2-2	DNP	DNP	3-2-0	9-4-1	12-4-1	0-1-0
at Arkansas	01/05/16	85-90	L	10-3-2	2-3-4	DNP	DNP	0-1-0	24-15-2	0-1-0
at South Carolina	1/9/16	65-69	L	15-4-1	0-0-0	DNP	DNP	2-4-1	12-6-1	3-2-0
AUBURN	01/12/16	75-57	w	13-5-1	0-0-0	DNP	2-1-1	2-3-0	9-4-0	5-4-1
ALABAMA	01/16/16	71-63	w	18-1-1	0-0-0	DNP	0-0-0	0-0-0	13-2-1	4-3-0
at Tennessee	01/20/16	88-74	w	2-3-5	0-0-0	DNP	1-0-0	1-1-0	6-7-0	2-0-0
at Kentucky	01/23/16	57-76	L	3-1-1	0-0-0	DNP	2-3-0	3-3-0	13-9-1	2-2-0
FLORIDA	01/26/16	60-59	w	0-4-3	0-0-0	DNP	DNP	DNP	20-12-1	0-0-0
at Texas	01/30/16	58-72	L	7-3-4	0-0-0	DNP	DNP	0-0-0	26-9-2	DNP
TEXAS A&M	02/04/16	77-60	w	5-3-4	DNP	DNP	0-0-0	0-0-0	13-10-1	0-3-2

2015-16 Vanderbilt Basketball
Vanderbilt Game-by-Game Highs (as of Feb 05, 2016)
All games

Opponent	Date	Score	Points	Rebounds	Assists	Steals	Blocked shots
AUSTIN PEAY	11/13/15	80-41	14-BALDWIN IV, Wad	13-KORNET, Luke	4-BALDWIN IV, Wad LACHANCE, Riley	1-LACHANCE, Riley BALDWIN IV, Wade TOYE, Joe JONES, Damian HENDERSON, Josh FISHER-DAVIS, Ma	4-KORNET, Luke
GARDNER-WEBB	11/16/15	98-62	18-ROBERSON, Jeff	8-ROBERSON, Jeff	6-LACHANCE, Riley	3-LACHANCE, Riley	3-JONES, Damian
STONY BROOK	11/19/15	79-72	21-BALDWIN IV, Wad	6-JONES, Damian BALDWIN IV, Wade KORNET, Luke	3-LACHANCE, Riley	2-BALDWIN IV, Wad	3-KORNET, Luke
vs ST JOHNS	11/23/15	92-55	13-KORNET, Luke	13-ROBERSON, Jeff	6-BALDWIN IV, Wad	2-BALDWIN IV, Wad	2-KORNET, Luke HENDERSON, Josh
vs Wake Forest	11/24/15	86-64	17-BALDWIN IV, Wad JONES, Damian	10-JONES, Damian	6-LACHANCE, Riley	2-BALDWIN IV, Wad	2-KORNET, Luke JONES, Damian
vs KANSAS	11/25/15	63-70	17-JONES, Damian	10-JONES, Damian	2-ROBERSON, Jeff FISHER-DAVIS, Ma BALDWIN IV, Wade JONES, Damian	2-JUSTICE, Camron	4-KORNET, Luke
DETROIT	12/02/15	102-52	20-BALDWIN IV, Wad	11-KORNET, Luke	5-LACHANCE, Riley	2-BALDWIN IV, Wad JOSEPHS, Carter FISHER-DAVIS, Ma	5-KORNET, Luke
at Baylor	12/6/15	67-69	19-BALDWIN IV, Wad	8-JONES, Damian	6-JONES, Damian	2-BALDWIN IV, Wad ROBERSON, Jeff	3-JONES, Damian
DAYTON	12/09/15	67-72	18-BALDWIN IV, Wad JONES, Damian	8-JONES, Damian	2-JONES, Damian BALDWIN IV, Wade	1-BALDWIN IV, Wad ROBERSON, Jeff JONES, Damian	3-FISHER-DAVIS, M
WOFFORD	12/19/15	80-56	21-JONES, Damian	11-FISHER-DAVIS, M	5-BALDWIN IV, Wad	1-BALDWIN IV, Wad	4-JONES, Damian
at Purdue	12/22/15	55-68	13-BALDWIN IV, Wad	8-BALDWIN IV, Wad	5-BALDWIN IV, Wad	3-BALDWIN IV, Wad	1-HENDERSON, Jos
WESTERN MICHIGAN	12/30/15	86-61	15-BALDWIN IV, Wad	10-ROBERSON, Jeff	10-BALDWIN IV, Wad	3-BALDWIN IV, Wad	2-JONES, Damian
LSU	01/02/16	82-90	17-BALDWIN IV, Wad	6-BALDWIN IV, Wad	7-BALDWIN IV, Wad	3-LACHANCE, Riley BALDWIN IV, Wade	2-JONES, Damian
at Arkansas	01/05/16	85-90	24-JONES, Damian	15-JONES, Damian	4-JOSEPHS, Carter BALDWIN IV, Wade	1-FISHER-DAVIS, M	1-KORNET, Luke JONES, Damian
at South Carolina	1/9/16	65-69	15-LACHANCE, Riley	6-JONES, Damian ROBERSON, Jeff	4-BALDWIN IV, Wad	2-BALDWIN IV, Wad	4-KORNET, Luke
AUBURN	01/12/16	75-57	17-BALDWIN IV, Wad	11-KORNET, Luke	10-BALDWIN IV, Wad	1-ROBERSON, Jeff LACHANCE, Riley	10-KORNET, Luke
ALABAMA	01/16/16	71-63	18-LACHANCE, Riley	11-ROBERSON, Jeff	5-ROBERSON, Jeff BALDWIN IV, Wade	2-ROBERSON, Jeff	1-KORNET, Luke
at Tennessee	01/20/16	88-74	25-BALDWIN IV, Wad	14-KORNET, Luke	5-LACHANCE, Riley BALDWIN IV, Wade	2-LACHANCE, Riley	5-KORNET, Luke
at Kentucky	01/23/16	57-76	13-JONES, Damian	9-JONES, Damian	2-KORNET, Luke BALDWIN IV, Wade	1-JONES, Damian BALDWIN IV, Wade HENDERSON, Josh	2-JONES, Damian
FLORIDA	01/26/16	60-59	24-BALDWIN IV, Wad	12-JONES, Damian	4-BALDWIN IV, Wad	1-ROBERSON, Jeff BALDWIN IV, Wade KORNET, Luke LACHANCE, Riley	6-KORNET, Luke
at Texas	01/30/16	58-72	26-JONES, Damian	9-JONES, Damian	4-LACHANCE, Riley	1-KORNET, Luke JUSTICE, Camron	2-JONES, Damian
TEXAS A&M	02/04/16	77-60	20-ROBERSON, Jeff	10-JONES, Damian	8-BALDWIN IV, Wad	1-LACHANCE, Riley KORNET, Luke	5-JONES, Damian

2015-16 Vanderbilt Basketball
Vanderbilt Team High/Low Analysis (as of Feb 05, 2016)
All games

Vanderbilt - TEAM GAME HIGHS

POINTS	102		DETROIT (12/02/15)
	98		GARDNER-WEBB (11/16/15)
	92		vs ST JOHNS (11/23/15)
	88		at Tennessee (01/20/16)
	86		WESTERN MICHIGAN (12/30/15)
	86		vs Wake Forest (11/24/15)
FIELD GOALS MADE	35		DETROIT (12/02/15)
	33		vs ST JOHNS (11/23/15)
FIELD GOAL ATTEMPTS	72		AUSTIN PEAY (11/13/15)
	65		STONY BROOK (11/19/15)
FIELD GOAL PERCENTAGE	.582	(32-55)	GARDNER-WEBB (11/16/15)
	.574	(35-61)	DETROIT (12/02/15)
3 PT FIELD GOALS MADE	13		TEXAS A&M (02/04/16)
	13		at Tennessee (01/20/16)
3 PT FG ATTEMPTS	33		at Tennessee (01/20/16)
	30		WESTERN MICHIGAN (12/30/15)
3 PT FG PERCENTAGE	.588	(10-17)	WOFFORD (12/19/15)
	.563	(9-16)	ALABAMA (01/16/16)
FREE THROWS MADE	29		at Tennessee (01/20/16)
	23		at Arkansas (01/05/16)
	23		GARDNER-WEBB (11/16/15)
FREE THROW ATTEMPTS	39		at Tennessee (01/20/16)
	36		ALABAMA (01/16/16)
FREE THROW PERCENTAGE	.880	(22-25)	LSU (01/02/16)
	.800	(20-25)	at Kentucky (01/23/16)
REBOUNDS	53		DETROIT (12/02/15)
	51		AUSTIN PEAY (11/13/15)
ASSISTS	22		WESTERN MICHIGAN (12/30/15)
	21		vs ST JOHNS (11/23/15)
STEALS	9		GARDNER-WEBB (11/16/15)
	8		at Purdue (12/22/15)
BLOCKED SHOTS	11		DETROIT (12/02/15)
	10		at Tennessee (01/20/16)
	10		AUBURN (01/12/16)
TURNOVERS	26		at Arkansas (01/05/16)
	19		FLORIDA (01/26/16)
FOULS	27		at Purdue (12/22/15)
	25		at South Carolina (1/9/16)
	25		at Arkansas (01/05/16)
	25		LSU (01/02/16)
	25		vs Wake Forest (11/24/15)

2015-16 Vanderbilt Basketball
 Vanderbilt High/Low Analysis (as of Feb 05, 2016)
 All games

Opponent - GAME HIGHS

POINTS	90		at Arkansas (01/05/16)
	90		LSU (01/02/16)
	76		at Kentucky (01/23/16)
	74		at Tennessee (01/20/16)
	72		at Texas (01/30/16)
	72		DAYTON (12/09/15)
	72		STONY BROOK (11/19/15)
	33		at Kentucky (01/23/16)
FIELD GOALS MADE	30		LSU (01/02/16)
	30		STONY BROOK (11/19/15)
	76		at Tennessee (01/20/16)
FIELD GOAL ATTEMPTS	71		at Arkansas (01/05/16)
FIELD GOAL PERCENTAGE	.550	(33-60)	at Kentucky (01/23/16)
	.484	(30-62)	LSU (01/02/16)
3 PT FIELD GOALS MADE	11		DETROIT (12/02/15)
	8		WOFFORD (12/19/15)
	8		vs KANSAS (11/25/15)
	27		DETROIT (12/02/15)
3 PT FG ATTEMPTS	22		TEXAS A&M (02/04/16)
	22		FLORIDA (01/26/16)
	22		AUBURN (01/12/16)
3 PT FG PERCENTAGE	.500	(8-16)	vs KANSAS (11/25/15)
FREE THROWS MADE	.455	(5-11)	at Baylor (12/6/15)
	26		at Arkansas (01/05/16)
	25		LSU (01/02/16)
	35		at Arkansas (01/05/16)
FREE THROW ATTEMPTS	32		vs Wake Forest (11/24/15)
FREE THROW PERCENTAGE	.806	(25-31)	LSU (01/02/16)
	.800	(20-25)	at Tennessee (01/20/16)
REBOUNDS	45		AUSTIN PEAY (11/13/15)
	44		at South Carolina (1/9/16)
	18		at Baylor (12/6/15)
ASSISTS	14		LSU (01/02/16)
	14		at Purdue (12/22/15)
STEALS	15		at Arkansas (01/05/16)
	10		at Texas (01/30/16)
BLOCKED SHOTS	8		at Purdue (12/22/15)
	7		AUBURN (01/12/16)
	19		GARDNER-WEBB (11/16/15)
TURNOVERS	15		DETROIT (12/02/15)
	15		STONY BROOK (11/19/15)
	27		at Arkansas (01/05/16)
FOULS	27		GARDNER-WEBB (11/16/15)

2015-16 Vanderbilt Basketball
Vanderbilt High/Low Analysis (as of Feb 05, 2016)
All games

Vanderbilt - GAME LOWS

POINTS	55		at Purdue (12/22/15)
	57		at Kentucky (01/23/16)
	58		at Texas (01/30/16)
	60		FLORIDA (01/26/16)
	63		vs KANSAS (11/25/15)
FIELD GOALS MADE	16		at Kentucky (01/23/16)
	18		FLORIDA (01/26/16)
FIELD GOAL ATTEMPTS	44		FLORIDA (01/26/16)
	47		at Baylor (12/6/15)
	47		AUBURN (01/12/16)
FIELD GOAL PERCENTAGE	.320	(16-50)	at Kentucky (01/23/16)
	.328	(20-61)	at South Carolina (1/9/16)
3 PT FIELD GOALS MADE	3		FLORIDA (01/26/16)
	5		STONY BROOK (11/19/15)
	5		at Purdue (12/22/15)
	5		at South Carolina (1/9/16)
	5		at Kentucky (01/23/16)
3 PT FG ATTEMPTS	9		FLORIDA (01/26/16)
	13		AUBURN (01/12/16)
3 PT FG PERCENTAGE	.208	(5-24)	at South Carolina (1/9/16)
	.222	(6-27)	vs KANSAS (11/25/15)
FREE THROWS MADE	4		TEXAS A&M (02/04/16)
	5		at Texas (01/30/16)
FREE THROW ATTEMPTS	6		TEXAS A&M (02/04/16)
	10		at Texas (01/30/16)
FREE THROW PERCENTAGE	.500	(5-10)	at Texas (01/30/16)
	.533	(8-15)	AUSTIN PEAY (11/13/15)
REBOUNDS	29		LSU (01/02/16)
	29		ALABAMA (01/16/16)
	29		at Texas (01/30/16)
ASSISTS	6		DAYTON (12/09/15)
	8		STONY BROOK (11/19/15)
STEALS	8		at Kentucky (01/23/16)
	1		WOFFORD (12/19/15)
BLOCKED SHOTS	1		at Arkansas (01/05/16)
	1		at Purdue (12/22/15)
TURNOVERS	1		ALABAMA (01/16/16)
	6		STONY BROOK (11/19/15)
FOULS	7		ALABAMA (01/16/16)
	10		at Kentucky (01/23/16)
	13		TEXAS A&M (02/04/16)

2015-16 Vanderbilt Basketball
 Vanderbilt High/Low Analysis (as of Feb 05, 2016)
 All games

Opponent - GAME LOWS

POINTS	41		AUSTIN PEAY (11/13/15)
	52		DETROIT (12/02/15)
	55		vs ST JOHNS (11/23/15)
	56		WOFFORD (12/19/15)
	57		AUBURN (01/12/16)
FIELD GOALS MADE	14		AUSTIN PEAY (11/13/15)
	16		DETROIT (12/02/15)
FIELD GOAL ATTEMPTS	50		GARDNER-WEBB (11/16/15)
	52		ALABAMA (01/16/16)
FIELD GOAL PERCENTAGE	.219	(14-64)	AUSTIN PEAY (11/13/15)
	.229	(16-70)	DETROIT (12/02/15)
3 PT FIELD GOALS MADE	1		AUSTIN PEAY (11/13/15)
	2		vs ST JOHNS (11/23/15)
	2		at Purdue (12/22/15)
	2		WESTERN MICHIGAN (12/30/15)
3 PT FG ATTEMPTS	11		at Baylor (12/6/15)
	13		at South Carolina (1/9/16)
3 PT FG PERCENTAGE	.063	(1-16)	AUSTIN PEAY (11/13/15)
	.105	(2-19)	at Purdue (12/22/15)
FREE THROWS MADE	4		at Kentucky (01/23/16)
	6		WOFFORD (12/19/15)
	6		FLORIDA (01/26/16)
FREE THROW ATTEMPTS	6		at Kentucky (01/23/16)
	9		WOFFORD (12/19/15)
FREE THROW PERCENTAGE	.350	(7-20)	ALABAMA (01/16/16)
	.450	(9-20)	AUBURN (01/12/16)
REBOUNDS	25		GARDNER-WEBB (11/16/15)
	26		vs ST JOHNS (11/23/15)
ASSISTS	1		AUSTIN PEAY (11/13/15)
	4		DETROIT (12/02/15)
STEALS	2		GARDNER-WEBB (11/16/15)
	2		STONY BROOK (11/19/15)
	2		WESTERN MICHIGAN (12/30/15)
BLOCKED SHOTS	0		AUSTIN PEAY (11/13/15)
	0		WESTERN MICHIGAN (12/30/15)
TURNOVERS	6		WOFFORD (12/19/15)
	6		at Tennessee (01/20/16)
	6		at Texas (01/30/16)
FOULS	10		TEXAS A&M (02/04/16)
	11		vs KANSAS (11/25/15)

2015-16 Vanderbilt Basketball
Vanderbilt Player High/Low Analysis (as of Feb 05, 2016)
All games

Vanderbilt - INDIVIDUAL GAME HIGHS

Points	26		JONES, Damian at Texas (01/30/16)
	25		BALDWIN IV, Wade at Tennessee (01/20/16)
	24		BALDWIN IV, Wade vs Florida (01/26/16)
	24		JONES, Damian at Arkansas (01/05/16)
	21		JONES, Damian vs Wofford (12/19/15)
	21		BALDWIN IV, Wade vs Stony Brook (11/19/15)
Field Goals Made	12		JONES, Damian at Texas (01/30/16)
	9		JONES, Damian at Arkansas (01/05/16)
Field Goal Att.	20		JONES, Damian at Texas (01/30/16)
	16		LACHANCE, Riley at South Carolina (1/9/16)
FG Pct (min 5 made)	.833	(5-6)	JONES, Damian at South Carolina (1/9/16)
	.800	(8-10)	ROBERSON, Jeff vs Texas A&M (02/04/16)
3-Point FG Made	6		FISHER-DAVIS, Matthe at Tennessee (01/20/16)
	5		FISHER-DAVIS, Matthe at Texas (01/30/16)
	5		LACHANCE, Riley vs Alabama (01/16/16)
3-Point FG Att.	11		FISHER-DAVIS, Matthe at Tennessee (01/20/16)
	10		FISHER-DAVIS, Matthe at Texas (01/30/16)
3-Pt FG Pct (min 2 made)	1.000	(2-2)	BALDWIN IV, Wade vs Wofford (12/19/15)
	1.000	(2-2)	LACHANCE, Riley vs Wofford (12/19/15)
	1.000	(2-2)	FISHER-DAVIS, Matthe vs ST JOHNS (11/23/15)
Free Throws Made	12		BALDWIN IV, Wade at Tennessee (01/20/16)
	10		BALDWIN IV, Wade vs Dayton (12/09/15)
Free Throw Att.	14		BALDWIN IV, Wade vs Florida (01/26/16)
	13		BALDWIN IV, Wade at Tennessee (01/20/16)
FT Pct (min 3 made)	1.000	(5-5)	HENDERSON, Josh vs Wofford (12/19/15)
	1.000	(4-4)	ROBERSON, Jeff at Kentucky (01/23/16)
	1.000	(4-4)	BALDWIN IV, Wade at Arkansas (01/05/16)
	1.000	(4-4)	FISHER-DAVIS, Matthe at Arkansas (01/05/16)
	1.000	(4-4)	JONES, Damian vs LSU (01/02/16)
	1.000	(4-4)	ROBERSON, Jeff vs LSU (01/02/16)
	1.000	(4-4)	ROBERSON, Jeff vs Wofford (12/19/15)
	1.000	(4-4)	HENDERSON, Josh vs Dayton (12/09/15)
	1.000	(4-4)	BALDWIN IV, Wade vs ST JOHNS (11/23/15)
	1.000	(4-4)	FISHER-DAVIS, Matthe vs Stony Brook (11/19/15)
	1.000	(4-4)	KORNET, Luke vs Gardner-Webb (11/16/15)
	1.000	(3-3)	LACHANCE, Riley vs Alabama (01/16/16)
	1.000	(3-3)	ROBERSON, Jeff vs Auburn (01/12/16)
Rebounds	15		JONES, Damian at Arkansas (01/05/16)
	14		KORNET, Luke at Tennessee (01/20/16)
Assists	10		BALDWIN IV, Wade vs Auburn (01/12/16)
	10		BALDWIN IV, Wade vs Western Michigan (12/30/15)
Steals	3		LACHANCE, Riley vs LSU (01/02/16)
	3		BALDWIN IV, Wade vs LSU (01/02/16)
	3		BALDWIN IV, Wade vs Western Michigan (12/30/15)
	3		BALDWIN IV, Wade at Purdue (12/22/15)
	3		LACHANCE, Riley vs Gardner-Webb (11/16/15)
Blocked Shots	10		KORNET, Luke vs Auburn (01/12/16)
	6		KORNET, Luke vs Florida (01/26/16)
Turnovers	8		BALDWIN IV, Wade at Arkansas (01/05/16)
	6		BALDWIN IV, Wade at Purdue (12/22/15)
Fouls	5		ROBERSON, Jeff vs Texas A&M (02/04/16)
	5		JONES, Damian at Tennessee (01/20/16)
	5		KORNET, Luke vs Alabama (01/16/16)

2015-16 Vanderbilt Basketball
Vanderbilt Opponent High/Low Analysis (as of Feb 05, 2016)
All games

OPPONENT INDIVIDUAL GAME HIGHS

Points	36		SIMMONS, Ben vs LSU (01/02/16)
	30		Prince, Taurean at Baylor (12/6/15)
	26		Punter, Kevin at Tennessee (01/20/16)
	26		BELL, ANTHLON at Arkansas (01/05/16)
	25		KINGSLEY, MOSES at Arkansas (01/05/16)
	25		Selden Jr., Wayne vs KANSAS (11/25/15)
Field Goals Made	10		SIMMONS, Ben vs LSU (01/02/16)
	10		Prince, Taurean at Baylor (12/6/15)
	10		Warney, Jameel vs Stony Brook (11/19/15)
Field Goal Att.	20		Punter, Kevin at Tennessee (01/20/16)
	19		Prince, Taurean at Baylor (12/6/15)
FG Pct (min 5 made)	.800	(8-10)	Poythress, Alex at Kentucky (01/23/16)
	.727	(8-11)	Selden Jr., Wayne vs KANSAS (11/25/15)
3-Point FG Made	6		BELL, ANTHLON at Arkansas (01/05/16)
	4		Edwards, Arthur vs Alabama (01/16/16)
	4		HORNSBY, Keith vs LSU (01/02/16)
	4		Prince, Taurean at Baylor (12/6/15)
	4		WILSON, Anton vs Detroit (12/02/15)
	4		Selden Jr., Wayne vs KANSAS (11/25/15)
3-Point FG Att.	10		BELL, ANTHLON at Arkansas (01/05/16)
	9		WILSON, Anton vs Detroit (12/02/15)
	9		Puriefey, Carson vs Stony Brook (11/19/15)
3-Pt FG Pct (min 2 made)	.750	(3-4)	Allen, KeVaughn vs Florida (01/26/16)
	.667	(4-6)	Selden Jr., Wayne vs KANSAS (11/25/15)
	.667	(2-3)	Justin Gordon vs Wofford (12/19/15)
Free Throws Made	16		SIMMONS, Ben vs LSU (01/02/16)
	9		HANNAHS, DUSTY at Arkansas (01/05/16)
Free Throw Att.	19		SIMMONS, Ben vs LSU (01/02/16)
	11		Thomas, Devin vs Wake Forest (11/24/15)
	1.000	(5-5)	Punter, Kevin at Tennessee (01/20/16)
FT Pct (min 3 made)	1.000	(4-4)	Baulkman, Devon at Tennessee (01/20/16)
	1.000	(4-4)	Mitoglou, Dinos vs Wake Forest (11/24/15)
	1.000	(4-4)	NELSON, Tyrell vs Gardner-Webb (11/16/15)
	1.000	(3-3)	IVEY, Isaiah vs Gardner-Webb (11/16/15)
Rebounds	14		Finney-Smith, Dorian vs Florida (01/26/16)
	14		SIMMONS, Ben vs LSU (01/02/16)
	14		Horton, Chris vs Austin Peay (11/13/15)
Assists	6		Canty, Kareem vs Auburn (01/12/16)
	6		DURHAM, JABRIL at Arkansas (01/05/16)
Steals	4		Alex Caruso vs Texas A&M (02/04/16)
	4		Roach Jr., Kerwin at Texas (01/30/16)
	4		KINGSLEY, MOSES at Arkansas (01/05/16)
	4		DURHAM, JABRIL at Arkansas (01/05/16)
	4		JENKINS, Chris vs Detroit (12/02/15)
Blocked Shots	7		Hammons, A.J. at Purdue (12/22/15)
	4		Warney, Jameel vs Stony Brook (11/19/15)
Turnovers	5		Finney-Smith, Dorian vs Florida (01/26/16)
	4		Bowers, Cinmeon vs Auburn (01/12/16)
	4		GRAY, Josh vs LSU (01/02/16)
	4		EFIANAYI, David vs Gardner-Webb (11/16/15)
Fouls	5		Egbunu, John vs Florida (01/26/16)
	5		Schofield, Admiral at Tennessee (01/20/16)
	5		Hale, Shannon vs Alabama (01/16/16)