



**Game 32/ Vanderbilt (19-12, 11-6 SEC) vs. Auburn (11-19, 5-13)/Tennessee (13-18, 6-12)
Nashville, Tenn. - Bridgestone Arena - 2:30 p.m. CT**

TV: SEC Network

TV Talent: Brad Nessler (pxp), Sean Farnham (analyst), Shannon Spake (sidelines)

Radio: Vanderbilt Radio Network from IMG College, vucommodores.com

Radio Talent: Joe Fisher (pxp), Tim Thompson (analyst)

Satellite Radio: Sirius 145, XM 190

Live Stats: vucommodores.com

Twitter Updates: @VandyMBB

Vanderbilt Athletic Communications

2601 Jess Neely Drive, Nashville, TN 37212

phone: 615-322-4121

www.vucommodores.com

VANDERBILT SCHEDULE/RESULTS

NOVEMBER

Date	VU	Opp	Opponent	Time/Result	TV/Rec.
Nov. 13	18/20	-	Austin Peay	W, 80-41	1-0
Nov. 16	18/20	-	Gardner-Webb	W, 98-62	2-0
Nov. 19	17/17	-	Stony Brook	W, 79-72	3-0
Nov. 23	19/16	-	St. John's	W, 92-55	4-0
Nov. 24	19/16	-	Wake Forest	W, 86-64	5-0
Nov. 25	19/16	5/7	Kansas	L, 63-70	5-1

2015 Maui Jim Maui Invitational

DECEMBER

Date	VU	Opp	Opponent	Time	TV/Rec.
Dec. 2	16/13	-	Detroit	W, 102-52	6-1
Dec. 6	16/13	25/23	Baylor	L, 67-69	6-2
Dec. 9	21/16	RV/RV	Dayton	L, 67-72	6-3
Dec. 19	RV/24	-	Wofford	W, 80-56	7-3
Dec. 22	RV/25	14/13	Purdue	L, 55-68	7-4
Dec. 30	RV/RV	-	W. Michigan	W, 86-61	8-4

JANUARY

Date	VU	Opp	Opponent	Time	TV/Rec.
Jan. 2	RV/RV	-	LSU*	L, 82-90	8-5, 0-1
Jan. 5	-	-	Arkansas*	L, 85-90 OT	8-6, 0-2
Jan. 9	-	22/20	S. Carolina*	L, 65-69	8-7, 0-3
Jan. 12	-	-	Auburn*	W, 75-57	9-7, 1-3
Jan. 16	-	-	Alabama*	W, 71-63	10-7, 2-3
Jan. 20	-	-	Tennessee*	W, 88-74	11-7, 3-3
Jan. 23	-	23/19	Kentucky*	L, 57-76	11-8, 3-4
Jan. 26	-	-	Florida*	W, 60-59	12-8, 4-4
Jan. 30	-	-	Texas	L, 58-72	12-9, 4-4

FEBRUARY

Date	VU	Opp	Opponent	Time	TV/Rec.
Feb. 4	-	8/8	Texas A&M*	W, 77-60	13-9, 5-4
Feb. 6	-	-	Ole Miss*	L, 78-85	13-10, 5-5
Feb. 10	-	-	Missouri*	W, 86-71	14-10, 6-5
Feb. 13	-	-	Auburn*	W, 86-57	15-10, 7-5
Feb. 16	-	-	Miss. St.*	L, 74-75	15-11, 7-6
Feb. 20	-	-	Georgia*	W, 80-67	16-11, 8-6
Feb. 23	-	-	Florida*	W, 87-74	17-11, 9-6
Feb. 27	-	16/14	Kentucky*	W, 74-62	18-11, 10-6

MARCH

Date	VU	Opp	Opponent	Time	TV/Rec.
Mar. 1	-	-	Tennessee*	W, 86-69	19-11, 11-6
Mar. 5	-	20/18	Texas A&M*	L, 67-76	19-12, 11-7
Mar. 10	-	-	Auburn/Tenn.	2:30 p.m.	SECN

ALL TIMES CENTRAL

RANKINGS: AP/ESPN

*SEC GAME

SECN: SEC Network; SECN+: SEC Network Plus;

Big10N: Big 10 Network

GAME INFORMATION



2015-16 Record: 19-12, 11-7 SEC
Head Coach: Kevin Stallings
Career Record: 455-281 (23)
VU Record: 332-218 (17)

2015-16 LEADERS

Points: Wade Baldwin IV (14.3)
Rebounds: Luke Kornet (7.2)
Assists: Wade Baldwin IV (5.1)
Blocks: Luke Kornet (2.96)



2015-16 Record: 11-19, 3-8 SEC
Head Coach: Bruce Pearl
Career Record: 488-184 (21)
Auburn Record: 26-39 (2)

2015-16 LEADERS

Points: Tyler Harris (13.9)
Rebounds: Cinmeon Bowers (9.8)
Assists: T.J. Dunans (3.5)
Blocks: Horace Spencer (2.1)




2015-16 Record: 13-18, 6-12 SEC
Head Coach: Rick Barnes
Career Record: 617-332 (29)
Tennessee Record: 13-18 (1)

2015-16 LEADERS




Points: Armani Moore (12.0)
Rebounds: Armani Moore (7.9)
Assists: Armani Moore (3.9)
Blocks: Armani Moore (1.7)

QUICK HITTERS

- ★ Vanderbilt ended the regular season with a 19-12 overall record and an 11-7 mark in SEC play after dropping a 76-67 decision to Texas A&M in College Station on March 5.
- ★ The 11 SEC wins is the most since the Commodores registered 12 in 2009-10, and the 15th time in program history a Vanderbilt team has recorded 11 or more league victories.
- ★ Wade Baldwin IV and Damian Jones led Vanderbilt in scoring with 11 points apiece against the Aggies. Matthew Fisher-Davis added 10 points.
- ★ Luke Kornet blocked six shots against Texas A&M, his 11th game this season with four or more blocks. In his last two games, Kornet has blocked 11 shots.
- ★ Baldwin added eight assists, his 15th game this season with five or more assists.
- ★ Jones, Baldwin, and Kornet were all honored by the SEC by the league's coaches this week. Jones was named a first-team All-SEC selection for the second consecutive season, Baldwin was named to the second team, and Kornet was named as an All-Defensive team member.
- ★ The Commodores will face either Auburn or Tennessee Thursday, two teams they have played twice this season. Vanderbilt is 2-0 against both teams.
- ★ Nationally, Vanderbilt is fifth in the nation in 3FG defense at 29.1%. Vanderbilt also ranks 8th in FG% defense (38.6%), 11th in blocks (5.5), and 19th in 3FG% (39.0%).
- ★ Vanderbilt ranks first in all games in the SEC in 3FG% defense (.291) and second in FG Defense (.386), 3FG% (.390), blocks (5.5), and 3FG made (8.4).
- ★ Kornet leads the SEC in blocks in all games and in SEC games only, and Jones is eighth in all games and 10th in SEC games only. Roberson is third in the SEC in all games in free throw percentage at 84.0% and is second in the SEC in league games only at 87.7%. Fisher-Davis is first in the SEC in all games in 3-Point Field Goal Percentage (.455).
- ★ Ten players have scored in double figures in a game this season - Wade Baldwin, Luke Kornet, Damian Jones, Jeff Roberson, Riley LaChance, Matthew Fisher-Davis, Nolan Cressler, Camron Justice, Josh Henderson, and Joe Toye. Baldwin, Kornet, Jones, Roberson, and Fisher-Davis have each posted double-doubles.
- ★ Head Coach Kevin Stallings, the school's all-time winningest coach, is in his 17th season with the Commodores and 23rd overall as a head coach, and is now the dean of SEC coaches. Stallings has 332 career wins at Vanderbilt and 455 overall as a head coach. He has eight 20-win seasons in the last 12 seasons, with 11 total postseason appearances, six NCAA tournaments, and two Sweet 16's (2004 and 2007). He is also one of five SEC coaches to win 300 or more games at one institution, joining Kentucky's Adolph Rupp, Florida's Billy Donovan, and LSU's Dale Brown and Harry Rabenhorst, and is in 6th place all-time on the SEC wins list.
- ★ Nine of Vanderbilt's 11 league wins have come by double digits this season, and 16 of 19 overall.
- ★ Vanderbilt swept Florida and Tennessee for the first time since 2010 (4 wins), and for only the second time since 1965-66, when VU knocked off Tennessee twice and Florida once that season.
- ★ In the Commodores' last five games, Damian Jones leads four players in double figures with 16.4 points and also has averaged 8.0 rebounds per game. Wade Baldwin has chipped in 14.4 points, Jeff Roberson 13.0, and Matthew Fisher-Davis 12.2.

0		<p>CAMRON JUSTICE G ★ 6-3 ★ 180 ★ Fr. ★ Hindman, Ky.</p> <table border="1"> <thead> <tr> <th>PPG</th> <th>RPG</th> <th>APG</th> <th>SPG</th> <th>BPG</th> <th>MPG</th> </tr> </thead> <tbody> <tr> <td>3.5</td> <td>1.1</td> <td>0.3</td> <td>0.4</td> <td>0.0</td> <td>10.2</td> </tr> </tbody> </table>	PPG	RPG	APG	SPG	BPG	MPG	3.5	1.1	0.3	0.4	0.0	10.2	<p>NOTES: Scored career-high 12 points at Tenn. on 4 3's...Finished high school career as third-leading scorer (3,588 points) in history of Kentucky High School basketball...As a senior in 2015, he was named the Gatorade POY and Mr. Basketball for the state of Kentucky.</p>	<p>CAREER HIGHS Pts. - 12, at Tenn. (1/20/16) Rebs. - 3, 2x, last vs. Kansas (11/25/15) Ast. - 2, vs. SJU (11/23/15) Min. - 23, vs. Wake Forest (11/24/15)</p>
PPG	RPG	APG	SPG	BPG	MPG											
3.5	1.1	0.3	0.4	0.0	10.2											
2		<p>JOE TOYE G/F ★ 6-7 ★ 201 ★ Fr. ★ Chicago, Ill.</p> <table border="1"> <thead> <tr> <th>PPG</th> <th>RPG</th> <th>APG</th> <th>SPG</th> <th>BPG</th> <th>MPG</th> </tr> </thead> <tbody> <tr> <td>3.1</td> <td>1.1</td> <td>0.2</td> <td>0.2</td> <td>0.1</td> <td>7.4</td> </tr> </tbody> </table>	PPG	RPG	APG	SPG	BPG	MPG	3.1	1.1	0.2	0.2	0.1	7.4	<p>NOTES: Posted a career-high 10 points vs. Detroit and tied career-high with 4 rebs. ... Attended Whitney Young High School in Chicago, where he was named as First-Team All-City...Averaged 18.0 points, 7.0 rebounds, 2.0 assists, 2.0 steals, and 1.5 blocks as a senior.</p>	<p>CAREER HIGHS Pts. - 10, vs. Detroit (12/2/15) Rebs. - 4, 2x, last vs. Detroit (12/2/15) Ast. - 1, vs. WFU (11/24/15) Min. - 16, 2x, last at S. Carolina (1/9/16)</p>
PPG	RPG	APG	SPG	BPG	MPG											
3.1	1.1	0.2	0.2	0.1	7.4											
3		<p>LUKE KORNET F ★ 7-1 ★ 240 ★ Jr. ★ Lantana, Texas</p> <table border="1"> <thead> <tr> <th>PPG</th> <th>RPG</th> <th>APG</th> <th>SPG</th> <th>BPG</th> <th>MPG</th> </tr> </thead> <tbody> <tr> <td>9.0</td> <td>7.2</td> <td>1.5</td> <td>0.5</td> <td>3.0</td> <td>26.9</td> </tr> </tbody> </table>	PPG	RPG	APG	SPG	BPG	MPG	9.0	7.2	1.5	0.5	3.0	26.9	<p>NOTES: 7'1 forward/center who is 7th in the nation in blocks at 2.96 blocks per game...Posted program's 2nd triple double vs. Auburn (11 pts, 11 rebs., 11 blocks)... Leads SEC in blocks overall/SEC games only...Named to All-SEC Defensive team.</p>	<p>CAREER HIGHS Pts. - 24, vs. Tenn. St. (11/23/14) Rebs. - 14, at Tenn. (1/20/16) Ast. - 4, 2x, last vs. S.C. (2/7/15) Min. - 37, vs. Stony Brook (11/19/15)</p>
PPG	RPG	APG	SPG	BPG	MPG											
9.0	7.2	1.5	0.5	3.0	26.9											
4		<p>WADE BALDWIN IV G ★ 6-3 ★ 194 ★ So. ★ Belle Mead, N.J.</p> <table border="1"> <thead> <tr> <th>PPG</th> <th>RPG</th> <th>APG</th> <th>SPG</th> <th>BPG</th> <th>MPG</th> </tr> </thead> <tbody> <tr> <td>14.3</td> <td>3.9</td> <td>5.1</td> <td>1.2</td> <td>0.4</td> <td>30.2</td> </tr> </tbody> </table>	PPG	RPG	APG	SPG	BPG	MPG	14.3	3.9	5.1	1.2	0.4	30.2	<p>NOTES: Named to All-SEC 2nd Team by league coaches...Scored career-high 25 pts at Tenn., scored 24 points vs. Florida...Dished out 6+ assists in 9 of last 10 games...Scored in double figures in 25 games this year...3rd in SEC in assists and 2nd in SEC games only.</p>	<p>CAREER HIGHS Pts. - 25, at Tennessee (1/20/16) Rebs. - 10, vs. S. Dakota St. (3/20/15) Ast. - 10, 3x, last vs. Auburn (1/12/16) Min. - 44, vs. Tenn. (2/11/15)</p>
PPG	RPG	APG	SPG	BPG	MPG											
14.3	3.9	5.1	1.2	0.4	30.2											
5		<p>MATTHEW FISHER-DAVIS G ★ 6-5 ★ 185 ★ So. ★ Charlotte, N.C.</p> <table border="1"> <thead> <tr> <th>PPG</th> <th>RPG</th> <th>APG</th> <th>SPG</th> <th>BPG</th> <th>MPG</th> </tr> </thead> <tbody> <tr> <td>9.9</td> <td>3.7</td> <td>1.2</td> <td>0.5</td> <td>0.3</td> <td>27.5</td> </tr> </tbody> </table>	PPG	RPG	APG	SPG	BPG	MPG	9.9	3.7	1.2	0.5	0.3	27.5	<p>NOTES: Tied career high with 20 points vs. UK - marked the third time this season he has scored 20 points... Tied career high with 6 made 3's at Tenn...1st in SEC in 3-Point FG percentage (.455)... Had first career double double vs. Wofford (10 pts and career-high 11 rebs)</p>	<p>CAREER HIGHS Pts. - 20, 3x, last vs. UK (2/27/16) Rebs. - 11, vs. Wofford (12/19/15) Ast. - 5, at Ole Miss (3/7/15) Min. - 41, at Arkansas (1/5/16)</p>
PPG	RPG	APG	SPG	BPG	MPG											
9.9	3.7	1.2	0.5	0.3	27.5											
10		<p>NATHAN WATKINS G ★ 6-5 ★ 186 ★ Sr. ★ Brentwood, Tenn.</p> <table border="1"> <thead> <tr> <th>PPG</th> <th>RPG</th> <th>APG</th> <th>SPG</th> <th>BPG</th> <th>MPG</th> </tr> </thead> <tbody> <tr> <td>0.3</td> <td>0.4</td> <td>0.1</td> <td>0.0</td> <td>0.0</td> <td>2.4</td> </tr> </tbody> </table>	PPG	RPG	APG	SPG	BPG	MPG	0.3	0.4	0.1	0.0	0.0	2.4	<p>NOTES: Walk-on guard from Brentwood, Tenn., who made 1st start of career vs. Tennessee...Played in 8 games this season...Played 16 huge minutes at Auburn in '14, scored 7 pts and had 3 rebs...Had career bests in pts, rebs, min., FG's made, 3 FG's made vs. Tigers.</p>	<p>CAREER HIGHS Pts. - 7, at Auburn (2/22/14) Rebs. - 4, vs. Miss. St. (3/12/14) Ast. - Min. - 16, at Auburn (2/22/14)</p>
PPG	RPG	APG	SPG	BPG	MPG											
0.3	0.4	0.1	0.0	0.0	2.4											
11		<p>JEFF ROBERSON F ★ 6-6 ★ 220 ★ So. ★ Houston, Texas</p> <table border="1"> <thead> <tr> <th>PPG</th> <th>RPG</th> <th>APG</th> <th>SPG</th> <th>BPG</th> <th>MPG</th> </tr> </thead> <tbody> <tr> <td>9.7</td> <td>5.5</td> <td>1.2</td> <td>0.5</td> <td>0.2</td> <td>26.8</td> </tr> </tbody> </table>	PPG	RPG	APG	SPG	BPG	MPG	9.7	5.5	1.2	0.5	0.2	26.8	<p>NOTES: Tallied 5th double-double with 18 pts and 10 rebs at UF...Scored 16 pts, 8 rebs vs. UK...3rd in SEC in all games in FT% (.840); 2nd in league games (.877)... Left The Kinkaid School as all-time leading scorer with 1,743 pts...Scored in double figures 21 times this year.</p>	<p>CAREER HIGHS Pts. - 20, vs. Texas A&M (2/4/16) Rebs. - 13, vs. St. John's (11/23/15) Ast. - 5, vs. Alabama (1/16/16) Min. - 37, vs. Kentucky (2/27/16)</p>
PPG	RPG	APG	SPG	BPG	MPG											
9.7	5.5	1.2	0.5	0.2	26.8											
12		<p>DJERY BAPTISTE C ★ 6-10 ★ 235 ★ Fr. ★ Gonaives, Haiti</p> <table border="1"> <thead> <tr> <th>PPG</th> <th>RPG</th> <th>APG</th> <th>SPG</th> <th>BPG</th> <th>MPG</th> </tr> </thead> <tbody> <tr> <td>-</td> <td>-</td> <td>-</td> <td>-</td> <td>-</td> <td>-</td> </tr> </tbody> </table>	PPG	RPG	APG	SPG	BPG	MPG	-	-	-	-	-	-	<p>NOTES: Averaged 10 points, 10 rebounds, three blocks, two assists, and one steal in his senior season at Prestonwood Christian Academy in Texas... One of the most physically impressive prospects in the 2015 class... Speaks four languages...Redshirting this season.</p>	<p>CAREER HIGHS Pts. - Rebs. - Ast. - Min. -</p>
PPG	RPG	APG	SPG	BPG	MPG											
-	-	-	-	-	-											
13		<p>RILEY LACHANCE G ★ 6-2 ★ 182 ★ So. ★ Brookfield, Wis.</p> <table border="1"> <thead> <tr> <th>PPG</th> <th>RPG</th> <th>APG</th> <th>SPG</th> <th>BPG</th> <th>MPG</th> </tr> </thead> <tbody> <tr> <td>7.1</td> <td>2.4</td> <td>2.5</td> <td>0.6</td> <td>0.1</td> <td>25.4</td> </tr> </tbody> </table>	PPG	RPG	APG	SPG	BPG	MPG	7.1	2.4	2.5	0.6	0.1	25.4	<p>NOTES: Preseason 2nd-Team All-SEC by coaches...SEC's leading freshmen scorer in 2014-15...Scored in double figures in 34 games career games...Scored team-high 18 points vs. Alabama this year...Finished third on VU's single-season freshman scoring list a year ago with 429 points.</p>	<p>CAREER HIGHS Pts. - 26, 2x, last vs. W. Carolina (12/16/14) Rebs. - 9, vs. Missouri (2/21/15) Ast. - 8, at Ole Miss (3/7/15) Min. - 42, 2x, last vs. Tenn. (2/11/15)</p>
PPG	RPG	APG	SPG	BPG	MPG											
7.1	2.4	2.5	0.6	0.1	25.4											
14		<p>CARTER JOSEPHS G ★ 6-0 ★ 180 ★ Sr. ★ San Antonio, Texas</p> <table border="1"> <thead> <tr> <th>PPG</th> <th>RPG</th> <th>APG</th> <th>SPG</th> <th>BPG</th> <th>MPG</th> </tr> </thead> <tbody> <tr> <td>0.2</td> <td>0.3</td> <td>0.7</td> <td>0.1</td> <td>0.0</td> <td>4.5</td> </tr> </tbody> </table>	PPG	RPG	APG	SPG	BPG	MPG	0.2	0.3	0.7	0.1	0.0	4.5	<p>NOTES: Played season-high 18 minutes at Arkansas; Had 2 pts, 4 assts, and 3 rebs...Played in 21 games this season...Had four assists in eight minutes played against Wofford...Dished out 9 assists, had 1 steal, no turnovers in 16 min. at Auburn in '14.</p>	<p>CAREER HIGHS Pts. - 2, 3x, last at Ark. (1/5/16) Rebs. - 3, 2x, last at Ark. (1/5/16) Ast. - 9, at Auburn (2/22/14) Min. - 21, at Ole Miss (3/8/14)</p>
PPG	RPG	APG	SPG	BPG	MPG											
0.2	0.3	0.7	0.1	0.0	4.5											
20		<p>PHILLIP MCGLOIN G ★ 6-1 ★ 183 ★ So. ★ Washington, D.C.</p> <table border="1"> <thead> <tr> <th>PPG</th> <th>RPG</th> <th>APG</th> <th>SPG</th> <th>BPG</th> <th>MPG</th> </tr> </thead> <tbody> <tr> <td>1.0</td> <td>0.4</td> <td>0.0</td> <td>0.0</td> <td>0.0</td> <td>1.6</td> </tr> </tbody> </table>	PPG	RPG	APG	SPG	BPG	MPG	1.0	0.4	0.0	0.0	0.0	1.6	<p>NOTES: Scored first points of his career on made three vs. Gardner-Webb...Made 2nd three of season vs. Wofford...Played in 11 games this season...Averaged 0.6 rebounds and 0.2 assists per game last year...First-year SEC Academic Honor Roll member in 2014-15.</p>	<p>CAREER HIGHS Pts. - 3, 2x, last vs. Wofford (12/19/15) Rebs. - 2, 2x, last vs. Wake (11/24/15) Ast. - 1, vs. Missouri (2/21/15) Min. - 5, vs. Detroit (12/2/15)</p>
PPG	RPG	APG	SPG	BPG	MPG											
1.0	0.4	0.0	0.0	0.0	1.6											
21		<p>SAMIR SEHIC F ★ 6-9 ★ 247 ★ Fr. ★ Atlanta, Ga.</p> <table border="1"> <thead> <tr> <th>PPG</th> <th>RPG</th> <th>APG</th> <th>SPG</th> <th>BPG</th> <th>MPG</th> </tr> </thead> <tbody> <tr> <td>1.2</td> <td>1.4</td> <td>0.2</td> <td>0.1</td> <td>0.0</td> <td>4.7</td> </tr> </tbody> </table>	PPG	RPG	APG	SPG	BPG	MPG	1.2	1.4	0.2	0.1	0.0	4.7	<p>NOTES: Made first three of his career vs. LSU... Played in 21 games this year...Averaged 20 points, 14 rebounds, two assists, one block and one steal for Cy Woods High School in Texas...Holds Cy Woods record for points, rebounds, and games played.</p>	<p>CAREER HIGHS Pts. - 3, 2x, last at Purdue (12/22/15) Rebs. - 7, vs. APSU (11/13/15) Ast. - 1, 2x, last vs Auburn (1/12/16) Min. - 15, vs. APSU (11/13/15)</p>
PPG	RPG	APG	SPG	BPG	MPG											
1.2	1.4	0.2	0.1	0.0	4.7											

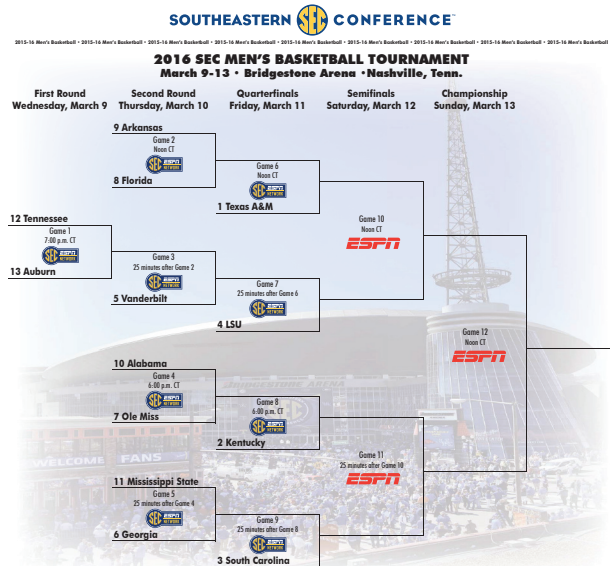


24		<p>NOLAN CRESSLER G ★ 6-4 ★ 210 ★ Jr. ★ Pittsburgh, Pa.</p> <table border="1"> <thead> <tr> <th>PPG</th> <th>RPG</th> <th>APG</th> <th>SPG</th> <th>BPG</th> <th>MPG</th> </tr> </thead> <tbody> <tr> <td>5.0</td> <td>2.3</td> <td>0.8</td> <td>0.1</td> <td>0.1</td> <td>12.8</td> </tr> </tbody> </table>	PPG	RPG	APG	SPG	BPG	MPG	5.0	2.3	0.8	0.1	0.1	12.8	<p>NOTES: Scored 11 points in 12 minutes vs. Tennessee. Scored in double figures in 6 games this year...Transferred to VU from Cornell in spring of '14...Averaged 16.8 points, 4.2 rebounds, and 1.6 assists in his sophomore season with Cornell.</p>	<p>CAREER HIGHS Pts. - 34, vs. Brown (2/22/14) Rebs. - 9, 2x, last at Notre Dame (12/1/13) Ast. - 4, 3x, last vs. G. Webb (11/16/15) Min. - 37, 4x, last vs. Brown (2/22/14)</p>
PPG	RPG	APG	SPG	BPG	MPG											
5.0	2.3	0.8	0.1	0.1	12.8											
30		<p>DAMIAN JONES C ★ 7-0 ★ 245 ★ Jr. ★ Baton Rouge, La.</p> <table border="1"> <thead> <tr> <th>PPG</th> <th>RPG</th> <th>APG</th> <th>SPG</th> <th>BPG</th> <th>MPG</th> </tr> </thead> <tbody> <tr> <td>14.2</td> <td>7.1</td> <td>1.2</td> <td>0.3</td> <td>1.7</td> <td>26.2</td> </tr> </tbody> </table>	PPG	RPG	APG	SPG	BPG	MPG	14.2	7.1	1.2	0.3	1.7	26.2	<p>NOTES: Scored career-high 27 points on 12-13 shooting at Florida...Leads SEC in FG% in league games only (62.7%) and 2nd in all games (59.2%)...First-team All-SEC selection...Averaged 18.2 points and 9.6 rebounds in his last five games.</p>	<p>CAREER HIGHS Pts. - 27, at Florida (2/23/16) Rebs. - 16, vs. Georgia (2/20/16) Ast. - 6, at Baylor (12/6/15) Min. - 41, vs. TAMU (2/15/14)</p>
PPG	RPG	APG	SPG	BPG	MPG											
14.2	7.1	1.2	0.3	1.7	26.2											
40		<p>JOSH HENDERSON C ★ 7-0 ★ 237 ★ GS ★ Roanoke, Va.</p> <table border="1"> <thead> <tr> <th>PPG</th> <th>RPG</th> <th>APG</th> <th>SPG</th> <th>BPG</th> <th>MPG</th> </tr> </thead> <tbody> <tr> <td>3.5</td> <td>2.2</td> <td>0.6</td> <td>0.2</td> <td>0.4</td> <td>10.6</td> </tr> </tbody> </table>	PPG	RPG	APG	SPG	BPG	MPG	3.5	2.2	0.6	0.2	0.4	10.6	<p>NOTES: Granted sixth year by NCAA in summer of 2015...Made 80-foot shot at the end of the half at Florida on Feb. 23, was named top play on SportsCenter...Scored 11 points in win over Detroit.....Graduated with a degree in Economics in May of 2014.</p>	<p>CAREER HIGHS Pts. - 13, 3x, last at UK (2/20) Rebs. - 7, 3x, last vs. Austin Peay (11/13/15) Ast. - 4, vs. Bucknell (11/15/11) Min. - 32, 2x, last at Aub (3/2/13)</p>
PPG	RPG	APG	SPG	BPG	MPG											
3.5	2.2	0.6	0.2	0.4	10.6											

ALL-SEC	<p>Vanderbilt junior center Damian Jones was named to the All-SEC 1st Team, sophomore Wade Baldwin IV was named to the second team, and junior forward Luke Kornet was named to the All-SEC Defensive team by the league's 14 coaches, in an announcement made by the league office on Tuesday.</p> <p>The trio become the 35th, 36th, and 37th selections, respectively, to be honored as an All-SEC team member of the Kevin Stallings' era, while Jones' first-team honor is the program's 57th selection since 1949 and his second consecutive appearance on the first team. Baldwin IV is the programs' 55th second-team selection by the coaches or the media, and Kornet joins Jones and former Commodore Jeffery Taylor as the only Vanderbilt players named to the All-Defensive team.</p>
CENTER U	<p>Vanderbilt has turned into Center University in the last eight seasons, with a center posting double digits in all but one of those seasons. Here's a look at the totals from centers since the 2007-08 season.</p> <p>2007-08 - A.J. Ogilvy - 17.0 ppg 2011-12 - Festus Ezeli - 10.1 ppg 2008-09 - A.J. Ogilvy - 15.4 ppg 2013-14 - Damian Jones - 11.3 ppg 2009-10 - A.J. Ogilvy - 13.4 ppg 2014-15 - Damian Jones - 14.5 ppg 2010-11 - Festus Ezeli - 13.0 ppg 2015-16 - Damian Jones - 14.3 ppg</p>
BLOCK PARTY	<p>Junior Luke Kornet is 7th in the nation in blocks at 2.96 blocks per game, and he has spurred the team to 172 blocks on the season (already 3rd all-time team total in program history) and blocking 10 or shots in a game on three separate occasions. Damian Jones is second on the career blocks list with 165, and his 1.70 blocks per game career mark is the best in program history, while Kornet is fifth in the program's history in career blocks per game (1.45) and fifth in total blocks (132).</p>
FINISHING STRONG	<p>The last two Februaries have been very kind to the Commodores, with Vanderbilt posting a combined 12-4 record in the last two years. Vanderbilt has won six of last eight games this season, and in 2015, the Commodores won their last five regular season league games of the season and eight of their last 10.</p>
962	<p>Vanderbilt has made a 3-pointer in 962 consecutive games, a streak which began at the inception of the 3-point line in 1986-87. The Commodores rank second only to UNLV for the longest streak in Division I basketball. Vanderbilt, UNLV and Princeton are the only three schools in college basketball to have made at least one 3-pointer in every game played since the 3-point line was implemented.</p>
HOME SWEET HOME	<p>The Commodores finished the season 14-2 at home, their best winning percentage (.875) at home since 2009-10. Vanderbilt won eight in a row at home to the end the year, and averaged 80.2 points per game and posted a scoring average of +16.8. VU shot 47.9% from the floor in the 16 home games and limited opponents to 37.8%, and converted on 40.7% of its shots from three. Opponents shot only 29.9% from three for the year at Memorial Gym.</p>
2016 SIGNEES	<p>The Commodores signed two players in the early signing period, 6'8 forward Clevon Brown from San Antonio, Texas, and Payton Willis, a 6'4 guard from Fayetteville, Ark. Brown, who attended Churchill High School, is ranked as the 9th-best player in the state of Texas by Texas Hoops, and the 126th-ranked player nationally by Rivals.com. attends Fayetteville High School in Fayetteville, Arkansas, averaged 15.9 points, 3.6 rebounds, 3.5 assists, and 1.5 steals per game while also shooting 44.7% from three in his junior season and was honored as an all-conference and all-state selection as a sophomore and junior.</p>
ACADEMIC SUCCESS	<p>Eight members of this year's team were named to the SEC Academic Honor Roll or the SEC First-Year Academic Honor Roll for 2014-15. Junior Luke Kornet was also recently named to the CoSIDA All-District Three Academic Team.</p>
RANKED OPPONENTS	<p>The game with Texas A&M was Vanderbilt's eighth ranked game of the season, and the eighth ranked games is the most a Vanderbilt team has faced in a season since the Commodores had 10 games against ranked foes in 2011-12. The most games against a ranked foe in a single season came in the 2002-03 campaign, when the Commodores faced 12 ranked teams.</p>



	STAT COMPARISON					
	VU		AUBURN		TENN.	
	All	SEC	All	SEC	All	SEC
Record	19-12	11-7	11-19	5-13	13-18	6-12
Scoring Offense	77.1	76.6	71.1	66.6	74.7	72.1
Scoring Defense	67.4	70.8	77.5	77.4	75.7	76.4
Scoring Margin	+9.8	+5.8	-6.4	-10.9	-1.1	-4.3
FG%	.461	.452	.401	.381	.416	.402
FG% Defense	.386	.402	.439	.435	.428	.441
3FG%	.390	.383	.346	.335	.327	.311
3FG% Defense	.291	.305	.344	.334	.348	.373
Free Throw %	.700	.702	.628	.617	.726	.753
Rebounding	38.5	38.7	36.7	36.1	.689	37.4
Rebounding Margin	+1.3	+0.9	-4.4	-6.8	-2.1	-2.2
Turnovers/game	11.7	12.3	13.9	14.3	11.3	11.6
Opponent Turnovers	10.1	8.9	13.1	12.2	12.5	12.8
Steals	4.4	3.8	5.4	4.7	5.4	5.1
Blocks	5.5	5.6	6.2	4.2	4.7	3.6



DORES ON NEUTRAL FLOORS	Vanderbilt has played three games on neutral floors this season at the Maui Jim Maui Invitational in November, defeating St. John's, 92-55, and Wake Forest, 86-64, while dropping a 70-63 decision to Kansas in the championship game. The Commodores were led by Damian Jones in Maui, who scored 13.0 points per game and averaged 8.3 rebounds. Wade Baldwin IV added 12.3 points per game, and Luke Kornet averaged 11.7 points, 5.7 rebounds, and 2.7 blocks per contest.
CENTERS AND ACADEMICS	The Commodores post men, Damian Jones, Luke Kornet, and Josh Henderson, are not only contributors on the floor, but also overachievers off of it as well. Jones, an SEC Academic Honor Roll recipient last season, is majoring in engineering science, while Kornet, a two-time SEC Academic Honor roll and CoSida All-District Academic team member, is majoring in computer science. Sixth year graduate student Josh Henderson, who hit the shot heard around the world against Florida, graduated with a degree in Economics in 2014 and will graduate with a master's degree in education with a focus in leadership and organizational performance.
VANDERBILT AND THE COMPUTERS	The Commodores are ranked #19 by the Sagarin ratings, #23 by KenPom, #23 in the BPI, and #49 in the RPI. Vanderbilt's strength of schedule ranking is #21 by the BPI, #23 by Ken Pom, and #37 by the Sagarin ratings.
JONES COMING ON	Damian Jones is showing why he is considered one of the nation's top big men at the end of the season. Jones, a Wooden Award, Lute Olson Award, and Kareem Abdul-Jabbar Award watch list member, who was also named as a preseason All-SEC First Team member, has scored 20 or more points in six different games this year and the engineering major from Baton Rouge, La., leads the SEC in field goal percentage in league games only (62.8%) and second in all games (59.4%).
JONES NAMED SEC POTW	Damian Jones was named the SEC Player of the Week after averaging 21.0 points and 7.5 rebounds per game in two Commodore wins over Florida and Kentucky. Jones scored a new career-high 27 points against Florida on 12-13 shooting from the floor, which set a new program record for field goal percentage in a game with 10 or more made shots (92.3%). In a win over Kentucky, he scored 15 points and had eight rebounds.



SEC TOURNAMENT HISTORY

<p>VU AND THE SEC TOURNAMENT</p>	<ul style="list-style-type: none"> ★ Vanderbilt will be the #5 seed at the 2016 SEC Tournament in Bridgestone Arena. It is only the second time the Commodores have been the overall 5th seed in the SEC Tournament (0-1 record). ★ Vanderbilt owns a 37-52 all-time mark at the SEC Tournament. The Commodores won their first SEC Tournament crown in 2012 for the first time since 1951 in a 71-64 win over #1-ranked Kentucky in New Orleans. ★ In all, Vanderbilt is making its 55th appearance in the SEC Tournament. VU has reached the semifinals 13 times, including four of the last six years, and the finals twice. VU's two trips to the finals have both resulted in SEC Tournament Titles, which came in 1951 with a 61-57 win over Kentucky and in 2012 in a 71-64 win over the Wildcats. ★ Vanderbilt's SEC Tournament record against each opponent follows: Alabama (4-4), Arkansas (1-3), Auburn (2-6), LSU (4-6), Ole Miss (3-4), Mississippi State (8-6), Missouri (0-0), Florida (2-6), Georgia (6-1), Kentucky (5-4), South Carolina (0-0), Tennessee (1-7), Texas A&M (0-0).
<p>THE SEC TOURNAMENT IN NASHVILLE</p>	<p>The SEC Tournament returns to Nashville this week for the eighth time in tournament history and the second consecutive season. The Commodores have hosted the tournament at Memorial Gym twice in 1984 (1-1) and 1991 (0-1), and the event has been held at the now-Bridgestone Arena in 2001 (0-1), 2006 (1-1), 2010 (1-1), 2013 (2-1), and 2014 (0-1). All-time in games played in Nashville, the Commodores are 5-7.</p>
<p>STALLINGS AT SEC TOURNAMENT</p>	<p>Vanderbilt head coach Kevin Stallings is 12-14 all-time at the SEC Tournament, and has advanced to the semifinals five times and the finals once during his previous 16 trips. The Commodores advanced to the semifinals in 2004 at the Georgia Dome in Atlanta and four of the last six seasons (at the Bridgestone Arena in Nashville (2010, 2013), the Georgia Dome in 2011, and the New Orleans Arena in 2012.). His Commodore team made the finals and won the tournament championship in 2012.</p>

SEC TOURNAMENT RESULTS SINCE 1979

1979 • Birmingham, Ala • Birmingham Coliseum
Auburn 59, Vanderbilt 53

1980 • Birmingham, Ala • Birmingham Coliseum
Florida 72, Vanderbilt 71

1981 • Birmingham, Ala • Birmingham Coliseum
Vanderbilt 71, Miss State 58
Vanderbilt 60, Kentucky 55
Ole Miss 71, Vanderbilt 51

1982 • Lexington, Ky • Rupp Arena
Vanderbilt 47, Florida 46 (2 OT)
Tennessee 57, Vanderbilt 54

1983 • Birmingham, Ala • Birmingham Coliseum
Mississippi State 76, Vanderbilt 61

1984 • Nashville, Tenn. • Memorial Gym
Vanderbilt 77, Ole Miss 57
Auburn 59, Vanderbilt 58

1985 • Birmingham, Ala • Birmingham Coliseum
Tennessee 71, Vanderbilt 51

1986 • Lexington, Ky • Rupp Arena
Mississippi State 62, Vanderbilt 54

1987 • Atlanta, Ga. • The Omni
Tennessee 74, Vanderbilt 57

1988 • Baton Rouge, La. • Assembly Center
LSU 87, Vanderbilt 80

1989 • Knoxville, Tenn. • Thompson-Boling
Vanderbilt 77, Kentucky 63
Alabama 83, Vanderbilt 79

1990 • Orlando, Fla. • Orlando Arena
Vanderbilt 68, Florida 58
Vanderbilt 78, Georgia 74 (OT)
Ole Miss 65, Vanderbilt 62

1991 • Nashville, Tenn. • Memorial Gym
Georgia 80, Vanderbilt 72

1992 • Birmingham, Ala. • BJCC
Vanderbilt 77, Mississippi State 55
Kentucky 76, Vanderbilt 57

1993 • Lexington, Ky • Rupp Arena
Vanderbilt 76, Alabama 59
LSU 72, Vanderbilt 62

1994 • Memphis, Tenn. • The Pyramid
Auburn 81, Vanderbilt 56

1995 • Atlanta, Ga. • The Georgia Dome
Vanderbilt 85, LSU 61

Arkansas 73, Vanderbilt 72

1996 • New Orleans, La. • Louisiana Superdome
Auburn 68, Vanderbilt 65

1997 • Memphis, Tenn. • The Pyramid
Vanderbilt 73, Mississippi State 67 (OT)
Ole Miss 64, Vanderbilt 62

1998 • Atlanta, Ga. • The Georgia Dome
Alabama 72, Vanderbilt 62

1999 • Atlanta, Ga. • The Georgia Dome
Mississippi State 76, Vanderbilt 58

2000 • Atlanta, Ga. • The Georgia Dome
Vanderbilt 76, Mississippi State 53
LSU 71, Vanderbilt 60

2001 • Nashville, Tenn. • Gaylord Center
Alabama 78, Vanderbilt 59

2002 • Atlanta, Ga. • The Georgia Dome
LSU 69, Vanderbilt 62

2003 • New Orleans, La. • Louisiana Superdome
Vanderbilt 82, Alabama 69
Kentucky 81, Vanderbilt 63

2004 • Atlanta, Ga. • Georgia Dome
Vanderbilt 70, Ole Miss, 50

Vanderbilt 74, Mississippi State 70 (OT)
Florida 91, Vanderbilt 69

2005 • Atlanta, Ga. • Georgia Dome
Auburn 77, Vanderbilt 73

2006 • Nashville, Tenn. • Gaylord Center
Vanderbilt 76, Auburn 71
LSU 92, Vanderbilt 73

2007 • Atlanta, Ga. • Georgia Dome
Arkansas 72, Vanderbilt 71

2008 • Atlanta, Ga. • Georgia Dome
Vanderbilt 93, Auburn 82
Arkansas 81, Vanderbilt 65

2009 • Tampa, Fla. • St. Pete Times Forum
Alabama 82, Vanderbilt 75

2010 • Nashville, Tenn. • Bridgestone Arena
Vanderbilt 78, Georgia 66
Mississippi State 62, Vanderbilt 52

2011 • Atlanta, Ga. • Georgia Dome
Vanderbilt 62, LSU 50

Vanderbilt 87, Mississippi State 81
Florida 77, Vanderbilt 66

2012 • New Orleans, La. • New Orleans Arena
Vanderbilt 63, Georgia 41

Vanderbilt 65, Ole Miss 53
Vanderbilt 71, Kentucky 64

2013 • Nashville, Tenn. • Bridgestone Arena
Vanderbilt 75, Arkansas 72

Vanderbilt 64, Kentucky 48
Ole Miss 64, Vanderbilt 52

2014 • Atlanta, Ga. • Georgia Dome
Mississippi State 82, Vanderbilt 68

2015 • Nashville, Tenn. • Bridgestone Arena
Tennessee 67, Vanderbilt 61



COMMODORES VS. SEC TOURNAMENT FIELD

The Alabama Series**(Series tied at four at SEC Tourney)**

Vanderbilt leads, 68-67...Alabama holds a 44-21 advantage in Tuscaloosa. Vanderbilt leads the series in Nashville 42-19 and at neutral sites, 5-4... Vanderbilt won the only meeting this season - a 71-63 win at Memorial Gym on January 16...The Crimson Tide won the last meeting at the tournament, an 82-75 first round decision on March 12, 2009 in Tampa... Kevin Stallings is 13-8 all-time vs. Alabama.

The Arkansas Series**(ARK Leads 3-1 at SEC Tourney)**

Arkansas leads the all-time series 21-11, including a 12-2 advantage in Fayetteville and a 3-1 lead at neutral sites. Vanderbilt leads the series in Nashville, 8-6... Arkansas won an earlier meeting this season in Fayetteville, 90-85, in overtime on Jan. 5...Vanderbilt knocked off the Razorbacks in their last SEC Tournament meeting in 2013 in Nashville in the 2nd round, 75-72, on March 14, 2013...Kevin Stallings is 6-14 against Arkansas.

The Auburn Series**(AU leads 6-2 at SEC Tourney)**

Vanderbilt owns an 88-51 advantage in the all-time series, leading 50-17 in Nashville and 36-29 in Auburn... The Commodores defeated Auburn this year at Memorial Gym in their SEC opener, 64-52, on January 6... The Tigers are 5-2 against the Commodores at neutral sites with all seven meetings coming at the SEC Tournament... The Commodores defeated Auburn, 93-82, in the opening round of the 2008 SEC Tournament in Vanderbilt's highest scoring SEC Tournament game ever...Kevin Stallings is 13-5 all-time against Auburn.

The Florida Series**(UF leads 6-2 at SEC Tourney)**

Vanderbilt leads the all-time series 67-63 and 43-15 in Nashville. Florida owns a 42-22 advantage in Gainesville and a 6-2 lead at neutral sites...Vanderbilt won both meetings between the two schools this year - a 60-59 win on January 26 at Memorial Gym and an 87-74 victory over the Gators in Gainesville on February 23... Florida won the last meeting at the SEC Tournament, 77-66, in the 2011 semifinal round on March 12 in Atlanta... VU's Kevin Stallings is 11-23 all-time against Florida.

The Georgia Series**(VU Leads 6-1 at the SEC Tourney)**

Vanderbilt leads the all-time series 91-50 and owns a 55-14 advantage in Nashville in games played at Vanderbilt. Georgia leads the series 33-29 in Athens. Vanderbilt enjoys a 7-3 lead at neutral sites... The Commodores won the only meeting between the two schools this season in Nashville, 80-67, on February 20... Vanderbilt won the last meeting at the SEC Tournament between the two schools in 2012, 63-41 in a quarterfinal game... Kevin Stallings is 21-12 against Georgia.

The Kentucky Series**(VU leads 5-4 at the SEC Tourney)**

Kentucky leads the overall series 141-47, including a 79-14 advantage in Lexington, 55-28 lead in Nashville and 7-5 edge at neutral sites... The two teams split two meetings this season, with each win coming on a home floor - UK won, 76-57, in Lexington on January 23 and VU won, 74-62, at Memorial Gym on February 27... The Commodores knocked off Kentucky, 71-64, to win their first SEC Tournament Championship since 1951 in 2012, and also beat the Wildcats in the 2013 SEC Tournament Quarterfinals, 64-48, in Nashville on March 15... Vanderbilt's 47 wins against Kentucky rank second most among SEC members behind only Tennessee (64)... Kevin Stallings is 12-23 against Kentucky.

The LSU Series**(LSU Leads 5-4 at SEC Tourney)**

Vanderbilt leads the all-time series 60-53, including a 34-16 advantage in Nashville. LSU leads the series 30-21 in Baton Rouge and 7-5 at neutral sites... LSU knocked off the Commodores, 90-82, in the SEC opener at Memorial Gym on January 2... Vanderbilt defeated the Tigers, 62-50, in the first round of the 2011 SEC Tournament in their last tournament meeting... LSU is 5-4 against Vanderbilt at the SEC Tournament... Kevin Stallings is 11-11 all-time vs. LSU.

The Ole Miss Series**(Ole Miss leads 4-3 at SEC Tourney)**

Vanderbilt leads the all-time series 75-44, including a 48-9 lead in Nashville. Ole Miss owns a 30-23 advantage in Oxford and a 5-4 advantage at neutral sites...Ole Miss won 85-78 in the only meeting between the two schools this year in Oxford on February 6... The Rebels won the last meeting at the SEC Tournament in 2013 in the Semifinals, 64-52, on March 16... VU's Kevin Stallings is 12-9 all-time vs. Ole Miss.

The Mississippi State Series**(VU leads 8-6 at SEC Tourney)**

Vanderbilt leads the all-time series 77-48, including a 45-9 advantage in Nashville and a 8-6 lead at neutral sites. Mississippi State leads 32-24 in Starkville... Mississippi State won the only meeting between the two schools this season on February 16 in Starkville, 75-74... Miss. State defeated Vanderbilt, 82-68, in the first round of the 2014 SEC tournament in the two teams' last meeting at the tournament... VU's Kevin Stallings is 11-12 all-time against Mississippi State.

The South Carolina Series**(Never met at SEC Tourney)**

Vanderbilt leads the overall series, 29-26. The series is tied at 13 in Columbia and South Carolina leads 2-1 at neutral sites. Vanderbilt leads 16-10 in Nashville... South Carolina won the only meeting this year in Columbia, 69-65, on January 9... VU's Kevin Stallings is 16-15 vs. South Carolina.

The Tennessee Series**(UT Leads 7-1 at SEC Tourney)**

Tennessee leads the all-time series, 116-74. The Volunteers lead 70-19 in Knoxville and 7-1 at neutral sites. Vanderbilt owns a 53-39 advantage in Nashville... Vanderbilt swept the season series this year, winning 88-74 on January 20 in Knoxville and 86-69 on March 1 in Nashville...Tennessee won the last meeting at the SEC Tournament, a 67-61 decision in last year's tournament on March 12, 2015... Vanderbilt has played more games (189) against Tennessee than any other league opponent... Kevin Stallings is 16-20 all-time against Tennessee.

The Texas A&M Series**(Never met at SEC Tourney)**

Vanderbilt leads the all-time series, 5-2. Both teams won on their home floor this season - The Commodores won, 77-60, on February 4 at Memorial Gym, and the Aggies won, 76-67, in the regular season finale on March 5... Kevin Stallings is 4-2 all-time against Texas A&M.

RECORD WATCH

Points Scored

Career

PLAYER, YEARS	POINTS
1. Shan Foster, 2005-08	2,011
2. Jeffery Taylor, 2009-12	1,897
3. Matt Freije, 2001-04	1,891
4. Phil Cox, 1982-85	1,724
5. Ronnie McMahan, 1992-95	1,719
6. Mike Rhodes, 1978-81	1,699
7. Clyde Lee, 1964-66	1,691
8. Drew Maddux, 1995-98	1,689
9. Charles Davis, 1977-81	1,675
10. John Jenkins, 2010-12	1,660
11. Jeff Fosnes, 1973-76	1,579
12. Tom Hagan, 1967-69	1,514
13. Barry Goheen, 1986-89	1,509
14. Dan Langhi, 1997-2000	1,502
15. A.J. Ogilvy, 2007	1,026
16. Scott Draud, 1987-91	1,466
17. Bobby Thym, 1954-57	1,403
18. Kevin Anglin, 1990-93	1,389
19. Billy McCaffrey, 1993-94	1,359
20. Butch Feher, 1973-76	1,345
21. Terry Compton, 1972-74	1,326
22. Frank Seckar, 1993-96	1,317
23. Barry Booker, 1986-89	1,310
24. Damian Jones, 2013-	1,296
25. Will Perdue, 1984-88	1,281
26. Jeff Turner, 1981-84	1,271
27. Jermaine Beal, 2006-10	1,253
28. Brad Tinsley, 2009-12	1,252
29. Thorpe Weber, 1969-71	1,209
30. Al Rochelle, 1954-57	1,206
30. Jim Henry, 1,198	1,198

FG%

In a Career (Minimum 400 FGA)

PLAYER, YEARS	FGM	FGA	PCT.
1. Will Perdue, 1984, 1986-88	519	856	.606
2. Willie Jones, 1980-82	367	606	.605
3. Damian Jones, 2013-	501	883	.567
4. Festus Ezeli, 2008-12	330	587	.562
5. A.J. Ogilvy, 2007-10	495	901	.549
6. Bob Bundy, 1967-69	220	402	.547
7. Frank Kornet, 1986-89	377	706	.534
8. Billy Di Spaltro, 1994-98	304	572	.531
9. Todd Milholland, 1989-1992	412	789	.522
10. Keith Thomas, 1964-66	401	777	.516

3FG%

In a Season (Minimum 30 3FGA)

PLAYER, SEASON	3FGM	3FGA	PCT.
1. Billy McCaffrey, 1992-93	83	162	.512
2. Barry Booker, 1986-87	85	170	.500
3. John Jenkins, 2009-10	72	149	.483
4. Rick Jones, 1999-00	41	85	.482
5. Jeff Roberson, 2015-16	30	63	.476
6. Aaron Beth, 1991-92	26	55	.473
7. Shan Foster, 2007-08	134	286	.469
8. Derrick Wilcox, 1989-90	56	120	.467
9. Derrick Wilcox, 1987-88	18	39	.462

Assists

Per Game In a Career

(Kept since 1968-69, min. 50 games)

PLAYER, YEARS	G	A	APG
1. Jan van Breda Kolff, 1972-74	80	430	5.38
2. Wade Baldwin IV, 2014-	66	314	4.76
3. Atiba Prater, 1996-00	115	517	4.50
4. Billy McCaffrey, 1993-94	66	257	3.89
5. Frank Seckar, 1993-96	126	455	3.61
6. Brad Tinsley, 2009-12	134	482	3.59
7. Dicky Keffer, 1975-77	79	276	3.53
8. Kevin Anglin, 1990-93	129	435	3.37
9. Russell Lakey, 2000-04	111	369	3.32
10. Derrick Byars, 2006-07	64	212	3.31

Per Game In a Season

(Kept since 1968-69, min. 20 games)

PLAYER, SEASON	G	A	APG
1. Atiba Prater, 1999-00	30	180	6.0
2. Jan van Breda Kolff, 1972-73	26	147	5.7
t3. Frank Seckar, 1995-96	32	175	5.5
t3. Jan van Breda Kolff, 1971-72	26	142	5.5
5. Derrick Wilcox, 1988-89	33	173	5.2
t6. Wade Baldwin IV, 2015-16	31	159	5.1
t6. Atiba Prater, 1997-98	30	152	5.1
8. Jan van Breda Kolff, 1973-74	28	141	5.0
9. Jermaine Beal, 2007-08	34	158	4.6
10. Brad Tinsley, 2010-11	34	155	4.6

Blocked Shots

In a Career

(Since 1979-80, min. 50 games)

PLAYER, YEARS	G	BS	BPG
1. Festus Ezeli, 2008-12	121	204	1.69
2. Damian Jones, 2013-	97	165	1.70
3. Will Perdue, 1984, 86-88	104	157	1.51
4. A.J. Ogilvy, 2007-10	96	145	1.51
5. Luke Kornet, 2013-	91	132	1.45
6. Julian Terrell, 2003-06	124	116	0.94
7. Chris Woods, 1992-95	121	108	0.89
8. Dawid Przybyszewski, 2002-05	128	75	0.59
t9. Ted Skuchas, 2004-07	127	72	0.57
t9. Dan Hall, 1990, 92-94	123	70	0.57

Per Game In a Career

(Since 1979-80, min. 50 games)

PLAYER, YEARS	G	BS	BPG
1. Damian Jones, 2013-	97	165	1.70
2. Festus Ezeli, 2008-12	121	204	1.69
t3. A.J. Ogilvy, 2007-10	96	145	1.51
t3. Will Perdue, 1984, 86-88	104	157	1.51
5. Luke Kornet, 2013-	91	132	1.45
6. Julian Terrell, 2003-06	124	116	0.94
7. Chris Woods, 1992-95	121	108	0.89
8. Brian Thornton, 2001-03	61	44	0.72

In a Season (Since 1979-80)

PLAYER, SEASON	G	BS	BPG
1. Festus Ezeli, 2010-11	34	87	2.56
2. Luke Kornet, 2015-16	26	77	2.96
3. Will Perdue, 1987-88	31	74	2.39
4. Will Perdue, 1986-87	34	72	2.12
5. Damian Jones, 2014-15	35	70	2.00
t6. Festus Ezeli, 2011-12	26	52	2.00
t6. Damian Jones, 2015-16	31	52	1.67
8. Chris Woods, 1994-95	28	50	1.79
9. A.J. Ogilvy, 2007-08	34	49	1.44
t10. A.J. Ogilvy, 2009-10	33	48	1.45
t10. A.J. Ogilvy, 2008-09	29	48	1.65

Per Game In a Season

(Since 1979-80)

PLAYER, SEASON	G	BS	BPG
1. Luke Kornet, 2015-16	26	77	2.96
2. Festus Ezeli, 2010-11	34	87	2.56
3. Will Perdue, 1987-88	31	74	2.39
4. Will Perdue, 1986-87	34	72	2.12
t5. Festus Ezeli, 2011-12	26	52	2.00
t5. Damian Jones, 2014-15	35	70	2.00
7. Chris Woods, 1994-95	28	50	1.79
8. Damian Jones, 2015-16	31	52	1.67
9. A.J. Ogilvy, 2008-09	29	48	1.65
10. A.J. Ogilvy, 2009-10	33	48	1.45



HEAD COACH KEVIN STALLINGS



THE STALLINGS FILE

Born: October 1, 1960
High School: Collinsville (Ill.) '78
College: Bachelor's Degree in Business Management and Marketing, Purdue, '82, Master's Degree in Counseling, Purdue, '85
Family: Wife, Lisa, three children, Jacob (23), Alexa (19), Jordyn (13)

WINNINGEST COACHES AT VANDERBILT

Coach	Yrs	Record	Pct
1. Kevin Stallings (1999-)	17	332-218	.604
2. Roy Skinner (1959, 1962-76)	16	278-135	.673
3. Bob Polk (1948-58, 1960-61)	13	197-106	.650
4. C.M. Newton (1982-89)	8	129-115	.529
5. Jan van Breda Kolff (1994-99)	6	104-81	.562
6. Josh Cody (1924-27, 1932-36)	9	98-100	.495
7. Eddie Fogler (1990-93)	4	81-48	.628

WINNINGEST COACHES AT MEMORIAL GYM

Coach	Yrs	Record
1. Kevin Stallings (2000-)	17	226-65
2. Roy Skinner (1959, 1962-76)	16	181-41
3. Bob Polk (1948-58, 1960-61)	8	96-15
4. C.M. Newton (1982-89)	8	91-37
5. Jan van Breda Kolff (1994-99)	6	75-20
6. Eddie Fogler (1990-93)	4	54-12

STALLINGS THROUGH THE YEARS

Year	School	Position	W-L	Conf.	Postseason
2016	Vanderbilt	Head Coach	19-12	11-7	-
2015	Vanderbilt	Head Coach	21-14	9-9	NIT Quarterfinals
2014	Vanderbilt	Head Coach	15-16	7-11	-
2013	Vanderbilt	Head Coach	16-17	8-10	-
2012	Vanderbilt	Head Coach	25-11	10-6#	NCAA Third Round
2011	Vanderbilt	Head Coach	23-11	9-7	NCAA Second Round
2010	Vanderbilt	Head Coach	24-9	12-4	NCAA First Round
2009	Vanderbilt	Head Coach	19-11	8-8	-
2008	Vanderbilt	Head Coach	26-8	10-6	NCAA First Round
2007	Vanderbilt	Head Coach	22-12	10-6	NCAA Regional Semifinals
2006	Vanderbilt	Head Coach	17-13	7-9	NIT First Round
2005	Vanderbilt	Head Coach	20-14	8-8	NIT Quarterfinals
2004	Vanderbilt	Head Coach	23-10	8-8	NCAA Regional Semifinals
2003	Vanderbilt	Head Coach	11-18	3-13	—
2002	Vanderbilt	Head Coach	17-15	6-10	NIT First Round^
2001	Vanderbilt	Head Coach	15-15	4-12	—
2000	Vanderbilt	Head Coach	19-11	8-8	NIT First Round
1999	Illinois State	Head Coach	16-15	7-11	—
1998	Illinois State	Head Coach	25-6	16-2•#	NCAA Second Round
1997	Illinois State	Head Coach	24-6	14-4•#	NCAA First Round
1996	Illinois State	Head Coach	22-12	13-5	NIT Quarterfinals
1995	Illinois State	Head Coach	20-13	13-5	NIT Second Round
1994	Illinois State	Head Coach	16-11	12-6	—
1993	Kansas	Assistant	29-7	11-3•	NCAA Final Four
1992	Kansas	Assistant	27-5	11-3•#	NCAA Second Round
1991	Kansas	Assistant	27-8	10-4•	NCAA Final Four*
1990	Kansas	Assistant	30-5	11-3	NCAA Second Round
1989	Kansas	Assistant	19-12	6-8	—
1988	Purdue	Assistant	29-4	16-2•	NCAA Sweet 16
1987	Purdue	Assistant	25-5	15-3•	NCAA Second Round
1986	Purdue	Assistant	22-10	11-7	NCAA First Round
1985	Purdue	Assistant	20-9	12-6	NCAA First Round
1984	Purdue	Assistant	22-7	15-3•	NCAA First Round
1983	Purdue	Assistant	21-9	11-7	NCAA Second Round
1982	Purdue	Player	18-14	11-7	NIT Final Four
1981	Purdue	Player	21-11	10-8	NIT Final Four
1980	Purdue	Player	27-8	11-7#	NCAA Final Four*
1979	Belleville J.C.	Player	28-9	—	NJCAA Tournament

Totals at Vanderbilt (Head Coach)	332-218	138-142
Totals at Illinois State (Head Coach)	123-63	75-33
Head Coach Totals	455-281	213-174
Totals at Kansas (Assistant Coach)	132-37	49-21
Totals at Purdue (Assistant Coach)	139-44	
Totals at Purdue (playing)	66-33	

• Regular season conference champions; # Conference tournament champions; * Lost in National Championship game; ^ Included an Opening Round play-in game that Vanderbilt won over Houston.

26	In 33 seasons, his teams have made 26 tournament appearances, including 19 NCAA berths and three Final Fours.
25	20-Win Seasons in his career and 12 conference championships.
8	20-Win Seasons in last 12 seasons and total number of 20-win seasons at Vanderbilt, the most of any Commodore coach.
332	Number of victories at Vanderbilt. Now winningest all-time Vanderbilt coach, surpassed legendary VU mentor Roy Skinner vs. Lipscomb on November 15, 2013.
455	Total victories as a head coach.
3	SEC Players of the Year in his 15-year tenure - Dan Langhi (2000), Derrick Byars (2007), Shan Foster (2008).
34	All-SEC Performers during his time at Vanderbilt.
3	Consecutive trips to the NCAA Tournament (2010, 2011, 2012), the first time Vanderbilt has accomplished the feat.
6	NCAA Tournaments in the last nine seasons.
2	Sweet 16 appearances as Commodore mentor (2004, 2007).
45	At Vanderbilt, all 45 of his seniors either have earned or are currently working toward their college degree.
61	The Commodores won their first SEC Tournament crown in 61 years after defeating #1 Kentucky in final in 2012.
3	Only three losing seasons as a player or coach in 33 years.



ALL SEC TEAMS

The 2015-16 All-SEC Teams voted on by the league's 14 coaches. The Commodores had three players selected to this year's All-SEC teams.

First Team All-SEC

- Retin Obasohan, Alabama – G, 6-2, 210, Sr., Antwerp, Belgium
- Jamal Murray, Kentucky – G, 6-4, 207, Fr., Kitchener, Ontario
- Tyler Ulis, Kentucky – G, 5-9, 160, So., Chicago, Ill.
- Ben Simmons, LSU – F, 6-10, 240, Fr., Melbourne, Australia
- Stefan Moody, Ole Miss – G, 5-10, 179, Sr., Kissimmee, Fla.
- Michael Carrera, South Carolina – F, 6-5, 214, Sr., Anzoategui, Venezuela
- Jalen Jones, Texas A&M – G/F, 6-7, 220, Sr., Dallas, Texas

Damian Jones, Vanderbilt – C, 7-0, 245, Jr., Baton Rouge, La.

Second Team All-SEC

- Moses Kingsley, Arkansas – F, 6-10, 230, Jr., Abuja, Nigeria
- Dorian Finney-Smith, Florida – F, 6-8, 220, Sr., Portsmouth, Va.
- J.J. Frazier, Georgia – 5-10, 155, G, Jr., Glennville, Ga.
- Yante Maten, Georgia – 6-8, 240, F, So., Pontiac, Mich.
- Kevin Punter Jr., Tennessee – G, 6-2, 190, Sr., Bronx, N.Y.
- Alex Caruso, Texas A&M – G, 6-5, 186, Sr., College Station, Texas
- Danuel House, Texas A&M – G, 6-7, 212, Sr., Fresno, Texas

Wade Baldwin IV, Vanderbilt – G, 6-3, 194, So., Belle Mead, N.J.

SEC All-Freshman Team

- KeVaughn Allen, Florida – G, 6-2, 183, Fr., Little Rock, Ark.
- Jamal Murray, Kentucky – G, 6-4, 207, Fr., Kitchener, Ontario
- Antonio Blakeney, LSU – G, 6-4, 190, Fr., Sarasota, Fla.
- Ben Simmons, LSU – F, 6-10, 240, Fr., Melbourne, Australia
- Quinnndary Weatherspoon, Miss. St. – G, 6-4, 202, Fr., Canton, Miss.
- Kevin Puryear, Missouri – F, 6-7, 236, Fr., Blue Springs, Mo.
- Tyler Davis, Texas A&M – C, 6-10, 265, Fr., Plano, Texas
- DJ Hogg, Texas A&M – F, 6-8, 216, Fr., Plano, Texas

SEC All-Defensive Team

- Retin Obasohan, Alabama – G, 6-2, 210, Sr., Antwerp, Belgium
- Moses Kingsley, Arkansas – F, 6-10, 230, Jr., Abuja, Nigeria
- Tyler Ulis, Kentucky – G, 5-9, 160, So., Chicago, Ill.
- Sindarius Thornwell, S. Carolina – G, 6-5, 215, Jr., Lancaster, S.C.
- Alex Caruso, Texas A&M – G, 6-5, 186, Sr., College Station, Texas

Luke Kornet, Vanderbilt – F, 7-1, 240, Jr., Lantana, Texas

- SEC Coach of the Year:** Billy Kennedy, Texas A&M
- SEC Player of the Year:** Tyler Ulis, Kentucky
- SEC Scholar-Athlete of the Year:** Retin Obasohan, Alabama
- SEC Freshman of the Year:** Ben Simmons, LSU
- SEC Sixth-Man of the Year:** Duane Notice, South Carolina
- SEC Defensive Player of the Year:** Tyler Ulis, Kentucky

VU QUICK FACTS

- Location** Nashville, Tenn.
- Founded** 1873
- Conference** Southeastern
- Enrollment** 6,738
- Nickname** Commodores
- Colors** Black and Gold
- Home Arena** Memorial Gymnasium (14,316)
- Chancellor** Nicholas Zeppos
- Vice Chancellor** David Williams II
- Faculty Rep.** Dr. Susan Wentz

Athletic Communications

- Men's Basketball SID** Andy Boggs
- Media Relations Address** 2601 Jess Neely Dr.
Nashville, TN 37212
- Office Phone** (615) 343-1847
- Office Fax** (615) 343-7064
- E-Mail** Andy.Boggs@Vanderbilt.edu

INS AND OUTS

Player	Career Games	Starts	Cons. Starts
Josh Henderson	103	27	0
Damian Jones	96	92	32
Luke Kornet	90	38	1
Nolan Cressler	86	42	0
Wade Baldwin IV	65	50	1
Riley LaChance	65	55	0
Matthew Fisher-Davis	63	37	11
Jeff Roberson	62	46	1
Carter Josephs	60	2	0
Nathan Watkins	38	1	1
Joe Toye	27	0	0
Camron Justice	25	0	0
Samir Sehic	21	0	0
Philip McGloin	16	0	0

Player	Career (Record)	'15-16	Cons.
Damian Jones	72 (43-29)	24 (17-7)	8 (6-2)
Wade Baldwin IV	41 (28-13)	25 (15-10)	6 (4-2)
Riley LaChance	34 (23-11)	10 (6-4)	-
Luke Kornet	32 (22-10)	11 (8-3)	-
Matthew Fisher-Davis	26 (18-8)	16 (10-6)	1 (0-1)
Jeff Roberson	20 (15-5)	18 (14-4)	-
Josh Henderson	13 (8-5)	1 (1-0)	-
Nolan Cressler	42	6 (5-1)	-
Camron Justice	2 (2-0)	2 (2-0)	-
Joe Toye	1 (1-0)	1 (1-0)	-

Player	Career	'15-16	Cons.
Damian Jones	12 (6-6)	7 (4-3)	-
Luke Kornet	8 (8-0)	6 (6-0)	-
Jeff Roberson	5 (4-0)	5 (5-0)	-
Wade Baldwin IV	1 (1-0)	-	-
Matthew Fisher-Davis	1 (1-0)	1 (1-0)	-

Player	Career	'15-16	Cons.
Wade Baldwin IV	3 (2-0)	2 (2-0)	-

Player	Career	'15-16	Cons.
Damian Jones	14 (6-8)	7 (4-3)	-
Luke Kornet	5 (5-0)	4 (4-0)	-
Jeff Roberson	5 (5-0)	5 (5-0)	-
Wade Baldwin IV	2 (2-0)	1 (1-0)	-
Matthew Fisher-Davis	1 (1-0)	1 (1-0)	-

SEC PRESEASON POLL

- Preseason Media Poll, Pts**
- 1. Kentucky, 406
- 2. Vanderbilt, 357
- 3. Texas A&M, 344
- 4. LSU, 333
- 5. Georgia, 266
- 6. Florida, 258
- 7. South Carolina, 204
- 8. Mississippi State, 203
- 9. Ole Miss, 184
- 10. Auburn, 168
- 11. Arkansas, 118
- 12. Tennessee, 86
- 13. Alabama, 85
- 14. Missouri, 33

- First Team All-SEC**
- Danuel House - Texas A&M, G, 6-7, 212, Sr., Fresno, Texas
- Damian Jones - Vanderbilt, C, 7-0, 245, Jr., Baton Rouge, La.**
- Skal Labissiere - Kentucky, F, 6-11, 225, Fr., Port-au-Prince, Haiti
- Stefan Moody - Ole Miss, G, 5-10, 179, Sr., Kissimmee, Fla.
- Ben Simmons - LSU, F, 6-10, 225, Fr., Melbourne, Australia
- Tyler Ulis - Kentucky, G, 5-9, 160, So., Lima, Ohio

- Second Team All-SEC**
- Dorian Finney-Smith - Florida, F, 6-8, 220, Sr., Portsmouth, Va.
- Malik Newman - Mississippi State, G, 6-3, 178, Fr., Jackson, Miss.
- Charles Mann - Georgia, G, 6-5, 215, Sr., Alpharetta, Ga.
- Alex Poythress - Kentucky, F, 6-8, 230, Sr., Clarksville, Tenn.
- Tim Quarterman - LSU, G, 6-6, 190, Jr., Savannah, Ga.
- Alex Caruso - Texas A&M, G, 6-5, 186, Sr., College Station, Texas

SEC Player of the Year: Ben Simmons, LSU

2015-16 TRENDS

Winning Opening Tip	14-6
Losing Opening Tip	5-6
VU Scores First	14-4
Opponent Scores First	5-8
Leading at Halftime	17-7
Trailing at Halftime	2-5
Tied at Halftime	0-0
Leading with Five Minutes Remaining	18-2
Trailing with Five Minutes Remaining	1-9
Tied with Five Minutes Remaining	0-0
Leading with Two Minutes Remaining	18-1
Trailing with Two Minutes Remaining	0-9
Tied with Two Minutes Remaining	1-2
Overtime	1-1
Games Decided by Three Points or Less	1-2
Games Decided by 4-10 Points	2-7
Games Decided by 11-20 Points	8-3
Games Decided by 21-plus Points	8-0
VU Shoots 50% or Better	8-1
VU Shoots 40% or Better	19-9
VU Shoots Lower Than 40%	0-3
Opponent Shoots 50% or Better	0-1
Opponent Shoots 40% or Better	7-10
Opponent Shoots Lower Than 40%	12-2
VU Outshoots Opponent	17-4
VU Outshot by Opponent	2-8
Shoot Same Percentage	0-0
VU Scores 70 Points or More	18-4
VU Scores Less Than 70 Points	1-8
VU Scores 80 Points or More	11-2
VU Scores 90 Points or More	3-0
Opponent Scores 70 Points or More	4-9
Opponent Scores Less Than 70 Points	15-3
Opponent Scores 80 Points or More	0-3
Opponent Scores 90 Points or More	0-2
Makes More 3-Pointers Than Opponent	15-9
Makes Fewer 3-Pointers Than Opponent	2-3
3-Pointers are Equal	2-0
Outrebounds Opponent	15-2
Outrebounded by Opponent	4-9
Rebounds are Equal	0-1
Playing on National TV	15-12
Playing on Regional TV	0-0
Online Only	4-0
Playing on Weekday	15-5
Playing on Weekend	4-6
Game Tips Before 6 p.m. CT (afternoons)	5-4
Game Tips After 6 p.m. CT (evenings)	14-8
In White Uniforms	11-1
In Gold Uniforms	3-1
In Black Uniforms	2-9
In Grey Uniforms	2-1
In Neon Uniforms	1-0
In November	5-1
In December	3-3
In January	4-5
In February	6-2
In March	1-1
Home	14-2
Neutral	2-1
Away	3-9
Conferences	
vs. Non-Conference	8-5
Ohio Valley	1-0
Big South	1-0
America East	1-0
Big East	1-0
ACC	1-0
Big 12	0-3
Horizon	1-0
Atlantic 10	0-1
Southern	1-0
Big Ten	0-1
Mid-American	1-0
Vs. SEC	11-7
Lineups	
Baldwin, Fisher-Davis, Roberson, Kornet, Jones	7-4
Baldwin, LaChance, Fisher-Davis, Kornet, Jones	4-2
Baldwin, LaChance, Fisher-Davis, Roberson, Jones	2-4
Baldwin, LaChance, Roberson, Kornet, Jones	3-1
Baldwin, LaChance, Cressler, Kornet, Jones	1-0
LaChance, Cressler, Fisher-Davis, Roberson, Jones	1-0
LaChance, Fisher-Davis, Roberson, Kornet, Jones	0-1
Josephs, Watkins, Fisher-Davis, Henderson, Jones	1-0

LAST TIME OUT

BOX SCORE VS. TEXAS A&M

Official Basketball Box Score -- Game Totals -- Final Statistics
 Vanderbilt vs Texas A&M
 03/05/16 11:00 AM at Reed Arena (College Station, TX)

Vanderbilt 67 • 19-12; 11-7 SEC

##	Player	Total			3-Ptr			Rebounds			PF	TP	A	TO	Blk	Stl	Min
		FG	FGA	%	FG	FGA	%	FT	FTA	%							
03	KORNET, Luke	* 1-8	0-4	0-0	1	3	4	4	2	1	1	6	1	31			
04	BALDWIN IV, Wade	* 2-7	1-3	6-6	1	2	3	1	11	8	2	0	32				
05	FISHER-DAVIS, Matthe	* 4-8	2-4	0-0	0	2	2	1	10	3	3	0	35				
11	ROBERSON, Jeff	* 2-5	1-2	0-0	2	5	7	3	5	1	3	0	23				
30	JONES, Damian	* 4-6	0-0	3-3	1	1	2	5	11	0	2	0	19				
00	JUSTICE, Camron	3-5	2-4	0-0	0	1	1	1	8	0	1	0	13				
02	TOYE, Joe	1-1	1-1	0-0	0	0	0	0	3	0	0	0	1				
13	LACHANCE, Riley	3-9	3-7	0-0	2	4	6	1	9	3	0	0	28				
21	SEHIC, Samir	1-1	0-0	0-0	2	1	3	0	2	1	0	0	6				
24	CRESSLER, Nolan	0-0	0-0	0-0	0	0	0	0	0	0	0	0	2				
40	HENDERSON, Josh	2-3	0-0	2-2	0	2	2	2	6	0	3	1	10				
	Team				2	1	3										
	Totals	23-53	10-25	11-11	11	22	33	18	67	17	15	7	3	200			

FG % 1st Half: 11-24 45.8% 2nd half: 12-29 41.4% Game: 23-53 43.4% Deadball
 3FG % 1st Half: 5-12 41.7% 2nd half: 5-13 38.5% Game: 10-25 40.0% Rebounds
 FT % 1st Half: 5-5 100.0 2nd half: 6-6 100.0 Game: 11-11 100.0 0

Texas A&M 76 • 24-7; 13-5 SEC

##	Player	Total			3-Ptr			Rebounds			PF	TP	A	TO	Blk	Stl	Min
		FG	FGA	%	FG	FGA	%	FT	FTA	%							
11	Anthony Collins	* 2-6	2-5	2-2	0	1	1	1	8	1	0	1	1	16			
12	Jalen Jones	* 6-14	0-2	5-8	6	5	11	3	17	1	3	0	1	31			
21	Alex Caruso	* 1-3	0-0	2-2	1	3	4	2	4	8	1	0	1	31			
23	Danuel House	* 4-14	0-6	3-6	3	1	4	1	11	3	2	0	1	31			
34	Tyler Davis	* 6-9	0-0	4-5	2	3	5	3	16	2	0	3	0	21			
01	DJ Hogg	2-6	2-3	0-0	0	0	0	2	6	2	0	1	0	27			
03	Admon Gilder	3-4	2-3	0-0	1	1	2	2	8	2	0	0	1	17			
10	Tonny Trocha-Morelos	2-5	0-1	0-0	2	3	5	1	4	2	1	0	1	20			
13	Juan Aparicio	0-0	0-0	0-0	0	0	0	0	0	0	0	0	0	0+			
25	Kyle Dobbins	0-0	0-0	0-0	0	0	0	0	0	0	0	0	0	0+			
33	TJ Distefano	0-0	0-0	0-0	0	0	0	0	0	0	0	0	0	0+			
42	Tavario Miller	1-1	0-0	0-0	0	1	1	0	2	0	0	0	1	6			
	Team				2	1	3										
	Totals	27-62	6-20	16-23	17	19	36	15	76	21	7	5	7	200			

FG % 1st Half: 14-35 40.0% 2nd half: 13-27 48.1% Game: 27-62 43.5% Deadball
 3FG % 1st Half: 3-12 25.0% 2nd half: 3-8 37.5% Game: 6-20 30.0% Rebounds
 FT % 1st Half: 8-11 72.7% 2nd half: 8-12 66.7% Game: 16-23 69.6% 3

Officials: Pat Adams, Mike Nance, Brian Shey
 Technical fouls: Vanderbilt-None. Texas A&M-None.
 Attendance: 12007

Score by periods	1st	2nd	Total	In	Off	2nd	Fast	Bench
Vanderbilt	32	35	67	Points	Paint	T/O	Chance	Break
Texas A&M	39	37	76	VU	22	14	10	0
				TAMU	40	27	16	8

Last FG - VU 2nd-00:07, TAMU 2nd-00:19.
 Largest lead - VU by 2 1st-19:22, TAMU by 20 2nd-08:21.

Score tied - 7 times.
 Lead changed - 7 times.

Game Notes:

- Vanderbilt ended the regular season with a 19-12 overall record and an 11-7 mark in SEC play.
- The 11 SEC wins is the most since the Commodores registered 12 in 2009-10, and the 15th time in program history a Vanderbilt team has recorded 11 or more league victories.
- Vanderbilt and Texas A&M split the season series, with each team winning on their home floor.

Team

- Texas A&M outshot Vanderbilt, 43.5% to 43.4%, for the day. The Commodores limited the Aggies to only 30% from three (6-20), and were 100% from the charity stripe (11-11).
- Vanderbilt made 10 threes against the Aggies, the 13th time this season VU has made 10 or more threes in game.
- The Commodores committed 15 turnovers in the game, their most in a game since turning the ball over 19 times at Ole Miss.
- The Aggies outscored the Commodores, 40-22, in points in the paint, 27-14 in points off of turnovers, 16-10 in second chance points, and 8-0 in fast-break points.

Individual

- Wade Baldwin IV and Damian Jones led Vanderbilt in scoring with 11 points apiece. Matthew Fisher-Davis added 10 points.
- Luke Kornet blocked six shots against Texas A&M, his 11th game this season with four or more blocks. In his last two games, Kornet has blocked 11 shots.
- Baldwin added eight assists, his 15th game this season with five or more assists.

RECAP

COLLEGE STATION (AP) -- Jalen Jones scored 17 points as No. 20 Texas A&M clinched the No. 1 seed in the Southeastern Conference tournament and a share of the regular-season title with a 76-67 victory over Vanderbilt.

Freshmen Tyler Davis added 16 for the Aggies (24-7, 13-5 Southeastern Conference), who had not won a conference crown since winning the Southwest Conference title in 1986. They captured their share of the SEC title, along with Kentucky, in their fourth season in the league.

Wade Baldwin IV and Damian Jones each scored 11 points for Vanderbilt (19-12, 11-7 SEC).

The Aggies dominated the Commodores in points in the paint (40-22), points off turnovers (27-14) and fast-break points (8-0).

The Aggies and Commodores started slowly, and the game was tied at 12 with 12 minutes remaining in the first half. The offenses picked up the pace over the next eight minutes, and Vanderbilt led 30-29 with 3:46 remaining in the half.

But the Aggies, buoyed by a 3-pointer from freshman D.J. Hogg, closed out the first-half scoring on a 10-2 run to take a 39-32 lead at the break. A&M then kept Vanderbilt at arms' length the remainder of the game, increasing its lead to as many as 20 points about midway through the second half.

The Aggies defined streakiness this season, winning won their first seven league games, losing their next five and winning their last six to close out the regular season. On Saturday, A&M avenged a 77-60 loss at Vanderbilt on Feb. 4, the Aggies' worst loss of the season.



2015-16 Roster

No.	Name	Pos.	Ht.	Wt.	Cl.-Yr	Hometown (Previous School)
0	Camron Justice	G	6-3	180	Fr. - 1st	Hindman, Ky. (Knott County Central)
2	Joe Toye	G/F	6-7	201	Fr. - 1st	Chicago, Ill. (Whitney Young)
3	Luke Kornet	F	7-1	240	Jr. - 3rd	Lantana, Texas (Liberty Christian)
4	Wade Baldwin IV	G	6-3	194	So. - 2nd	Belle Mead, N.J. (St. Joseph)
5	Matthew Fisher-Davis	G	6-5	185	So. - 2nd	Charlotte, N.C. (Butler)
10	Nathan Watkins	G	6-5	186	Sr. - 4th	Brentwood, Tenn. (Ensworth School)
11	Jeff Roberson	F	6-6	220	So. - 2nd	Houston, Texas (The Kinkaid School)
12	Djery Baptiste	C	6-10	235	Fr. - 1st	Gonaives, Haiti (Prestonwood Christian (Texas))
13	Riley LaChance	G	6-2	182	So. - 2nd	Brookfield, Wis. (Brookfield Central)
14	Carter Josephs	G	6-0	180	Sr. - 4th	San Antonio, Texas (Tom C. Clark)
20	Phillip McGloin	G	6-1	183	So. - 2nd	Washington, D.C. (Mercersburg Academy)
21	Samir Sehic	F	6-9	247	Fr. -1st	Atlanta, Ga. (Cy Woods (Texas))
24	Nolan Cressler	G	6-4	210	R-Jr. - 2nd	Pittsburgh, Pa. (Cornell)
30	Damian Jones	C	7-0	245	Jr. - 3rd	Baton Rouge, La. (Scotlandville Magnet)
40	Josh Henderson	C	7-0	237	R-Sr. - 6th	Roanoke, Va. (Cave Spring)

COACHING STAFF

Head Coach..... **Kevin Stallings** (Purdue, 1982) - 17th
 Assistant Coach..... **Adam Cohen** (Arizona, 2008) - 2nd
 Assistant Coach..... **Derrick Jones** (Samford, 2001) - 2nd
 Assistant Coach..... **Tom Richardson** (St. Xavier (Ill.), 1977) - 13th
 Director of Operations..... **Dan Cage** (Vanderbilt, 2007) - 6th
 Player Development Assistant.. **Darshawn McClellan** (Vanderbilt, 2011) - 1st

SUPPORT STAFF

Athletic Communications Dir. **Andy Boggs** (Florida State, 1998)
 Academic Support..... **Neal Clark** (Kentucky, 1992)
 Athletic Trainer..... **Shannon Gordon** (Indiana State, 1992)
 Strength and Conditioning..... **Garry Christopher** (Baylor, 2009)

PRONUNCIATION GUIDE

Djery Baptiste..... **Jerry - Bap-TEEST**
 Luke Kornet **Kor-NET**
 Jeff Roberson..... **ROE-ber-son**
 Samir Sehic **Sa-MEER SEY-ick**

ROSTER BY CLASS

Seniors (3)

Josh Henderson Roanoke, Va.
Carter Josephs San Antonio, Texas
Nathan Watkins Nashville, Tenn.

Juniors (3)

Damian Jones Baton Rouge, La.
Luke Kornet Lantana, Texas
Nolan Cressler Pittsburgh, Pa.

Sophomores (5)

Wade Baldwin IV Belle Mead, N.J.
Matthew Fisher-Davis Charlotte, N.C.
Riley LaChance Brookfield, Wisc.
Phillip McGloin Washington, D.C.
Jeff Roberson Houston, Texas

Freshman (4)

Djery Baptiste Gonaives, Haiti
Camron Justice Hindman, Ky.
Samir Sehic Atlanta, Ga.
Joe Toye Chicago, Ill.

MEMORIAL MAGIC - THE HOME TO VANDERBILT HOOPS SINCE 1952

HISTORIC MEMORIAL GYMNASIUM IN 63RD SEASON

Storied Memorial Gymnasium is in its 63rd season as the host venue of Vanderbilt basketball. The SEC's most historic hoops setting has played host to more than 950 men's contests as well as the 1984 and 1991 SEC Tournaments and 40 men's and women's NCAA Tournament contests (since the early 1980s).

As the oldest gymnasium in the SEC, Memorial Gymnasium is renowned for its end zone benches, raised floor and unique atmosphere. It was dedicated in 1952 as a memorial to all Vanderbilt men and women who served in World War II. It was built by the late master architect Edwin Keeble, who was commissioned to build a combination gymnasium/concert hall.

.782	All-time winning percentage at Memorial Gym (772-215).
226	Career wins at Memorial Gym for Kevin Stallings, and is the facility's all-time wins leader.
.898	Winning percentage against non-conference opponents since 1990 (202-23).
136-16	Stallings' non-conference record at home.
6	Undefeated seasons at home.

Winningest Coaches at Memorial Gymnasium

Coach	Yrs	Record
1 Kevin Stallings (2000-Present)	17	226-65
2. Roy Skinner (1959, 1962-76)	16	181-41
3. Bob Polk (1948-58, 1960-61)	8	96-15
4. C.M. Newton (1982-89)	8	91-37
5. Jan van Breda Kolff (1994-99)	6	75-20
6. Eddie Fogler (1990-93)	4	54-12

Stallings' Year-By-Year Record At Memorial Gym

Year	Won	Lost
2015-16	14	2
2014-15	15	4
2013-14	10	6
2012-13	9	6
2011-12	13	5
2010-11	14	3
2009-10	14	2
2008-09	13	4
2007-08	19	0
2006-07	14	3
2005-06	10	6
2004-05	17	2
2003-04	15	2
2002-03	10	6
2001-02	13	4
2000-01	12	7
1999-00	14	3

ANNUAL ATTENDANCE FIGURES

Year	All Games	Attendance	Average	NCAA Rank	SEC Games	SEC Attendance	Average
2015-16	16	178,167	11,135	-	9	107,318	11,924
2014-15	19	168,377	8,862	51	9	88,830	9,870
2013-14	16	152,539	9,534	45	9	92,455	10,273
2012-13	15	159,557	10,637	36	9	100,986	11,221
2011-12	18	246,561	13,698	18	8	112,368	14,046
2010-11	17	234,632	13,802	18	8	114,346	14,293
2009-10	16	217,965	13,623	21	8	113,539	14,192
2008-09	17	225,686	13,276	25	8	112,833	14,104
2007-08	19	254,954	13,418	22	8	113,713	14,214
2006-07	17	204,511	12,030	31	8	109,043	13,630
2005-06	16	195,159	12,197	24	8	108,258	13,532
2004-05 [^]	19	191,678	10,088	43	8	105,357	13,170
2003-04	17	192,301	11,312	33	8	106,990	13,374
2002-03	16	153,123	9,570	46	8	96,906	12,113
2001-02	17	150,325	8,843	50	8	93,873	11,734
2000-01	19	186,468	9,814	45	8	102,055	12,757
1999-00*	18	197,770	10,987	30	8	106,741	13,343
1998-99	16	192,538	12,034	26	8	106,128	13,266
1997-98	16	213,974	13,373	21	8	117,819	14,727
1996-97	16	207,771	12,986	25	8	120,214	15,027
1995-96	18	226,354	12,575	28	8	112,996	14,125
1994-95	13	183,042	14,080	17	8	118,932	14,867
1993-94	16	223,997	14,000	15	8	121,345	15,168
1992-93	14	212,156	15,154	11	8	122,536	15,317
1991-92	17	210,585	12,387	29	8	115,104	14,388
1990-91	16	214,638	13,415	19	9	133,482	14,831
1989-90	19	259,992	13,684	18	9	136,136	15,126
1988-89	15	224,657	14,977	13	9	137,212	15,246
1987-88	16	223,747	13,984	14	9	138,393	15,377
1986-87	17	226,343	13,314	14	9	130,854	14,539
1985-86	15	200,806	13,387	14	9	128,059	14,229
1984-85	16	194,390	12,149	17	9	122,514	13,613
1983-84	18	249,292	13,850	10	9	135,546	15,050
1982-83	17	237,584	13,976	9	9	135,418	15,046
1981-82	14	202,225	14,445	9	9	131,699	14,633
1980-81	15	227,478	15,165	9	9	136,436	15,160
1979-80	15	228,029	15,202	5	9	138,754	15,417
1978-79	14	215,330	15,380	5	9	139,930	15,547
1977-78	14	207,375	14,813	5	9	134,232	14,915
1976-77	15	211,966	14,131	4	9	149,108	16,568
1975-76	13	180,901	13,915	-	9	135,375	15,042
1974-75	12	178,527	14,877	-	9	134,304	14,923
1973-74	12	182,728	15,227	-	9	140,252	15,584
1972-73	12	173,567	14,464	-	9	131,193	14,577
1971-72	12	156,778	13,065	-	9	120,172	13,352
1970-71	12	170,634	14,220	-	9	130,260	14,473
1969-70	12	176,763	14,730	-	9	135,745	14,861
1968-69	12	126,896	10,575	-	9	95,300	10,589
1967-68	12	129,722	10,810	-	9	96,274	10,697
1966-67	12	105,492	8,791	-	9	79,173	8,797
1965-66	12	106,022	8,835	-	9	62,368	8,910
1964-65	12	98,821	8,235	-	9	65,712	8,214
1963-64	12	84,827	7,069	-	6	35,684	5,947
1962-63	12	75,261	6,272	-	6	46,183	6,598
1961-62	13	73,640	5,665	-	8	47,357	5,920
1960-61	13	74,187	5,707	-	7	45,549	6,507
1959-60	14	76,199	5,443	-	8	46,064	5,758

[^] First year capacity increased from 14,168 to 14,316; * First year capacity decreased from 15,311 to 14,168



**VANDERBILT BASKETBALL
QUICK HITTERS**

- This is the 113th year of Vanderbilt basketball, with the first season taking place in 1900-01. There were no teams in 1904-05 and 1905-06.
- The Commodores have been to 13 NCAA Tournaments and 12 NIT's. Vanderbilt advanced to the Elite 8 in 1965 (field of 23), and the Sweet 16 in 1988, 1993, 2004, and 2007. The Commodores captured the NIT Championship in 1990 and finished runner-up in 1994.
- The Commodores are a charter member of the SEC, with the 2015-16 season being the 82nd year in the conference.
- Vanderbilt is the only private institution in the SEC with the lowest enrollment of any of the 14 schools (6,738).
- Vanderbilt's Perry Wallace became the first African-American scholarship basketball player in the SEC when he took the court in 1967.
- The Commodores have 44 career 1,000-point scorers, with Shan Foster (2004-08) the all-time leading scorer with 2,011 career points.
- Vanderbilt has had 12 All-Americans since 1950. They are: Billy Joe Adcock (1950), Clyde Lee (1965), Tom Hagan (1969), Jan van Breda Kolff (1974), Will Perdue (1988), Billy McCaffrey (1993), Dan Langhi (2000), Matt Freije (2004), Derrick Byars (2007), Shan Foster (2008), and John Jenkins (2011).
- The Commodores had three players drafted in the first 31 picks of the 2012 NBA Draft - John Jenkins, Atlanta, 23rd pick, Festus Ezeli, Golden State, 30th pick, Jeffery Taylor, Charlotte, 31st pick - the most by the Commodores in one draft. In all, 35 Vanderbilt players have been selected in the NBA Draft since 1950.
- The Commodores ended a 61-year SEC Tournament drought in 2012 by claiming the tournament championship in New Orleans, the team's first SEC tournament championship since 1951.
- Coach Stallings is the winningest coach in Vanderbilt history after surpassing legendary mentor Roy Skinner on November 15, 2013, against Lipscomb.
- Stallings has led his Commodore teams to 12 postseason tournaments since his arrival in 1999 and has had eight 20+-win seasons. His 2004 and 2007 teams advanced to the Sweet 16 for the first time since the tournament expanded to 64+ teams.
- Stallings has appeared in the NCAA Tournament six times, including a stretch of three consecutive appearances from 2010-2012. It was the first time in school history that Vanderbilt has advanced to three consecutive NCAA Tournaments.
- All three of the university's top all-time scorers played for Coach Stallings (Foster, Jeffery Taylor, Matt Freije). John Jenkins, who is 10th on the list, also played for him.
- Vanderbilt's intercollegiate athletics teams are nicknamed the Commodores, in honor of the nickname given to founder Cornelius Vanderbilt, who made his fortune in shipping. Vanderbilt donated \$1 million to begin "Central University" in 1875 - the campus was later renamed for Cornelius because of his generosity. Cornelius never stepped foot on the campus that bears his namesake.

SEC STANDINGS

2015-16 SEC STANDINGS (3/7)

	SEC	Pct.	All	Pct.
Kentucky^	13-5	.722	23-8	.742
Texas A&M^	13-5	.722	24-7	.774
S. Carolina	11-7	.611	24-7	.774
LSU	11-7	.611	18-13	.581
Vanderbilt	11-7	.611	19-12	.613
Georgia	10-8	.556	17-12	.586
Ole Miss	10-8	.556	20-11	.645
Florida	9-9	.500	18-13	.581
Arkansas	9-9	.500	16-15	.516
Alabama	8-10	.444	17-13	.567
Mississippi St.	7-11	.389	14-16	.467
Tennessee	6-12	.333	13-18	.419
Auburn	5-13	.278	11-19	.367
Missouri	3-15	.167	10-21	.323

^ SEC co-Champions

SEC STATS

VU TEAM SEC RANKINGS (3/7)

Category	SEC (FINAL)	All
Scoring	3rd (76.6)	4th (77.1)
Scoring Defense	5th (70.8)	3rd (67.4)
Scoring Margin	3rd (+5.8)	3rd (+9.8)
FT%	5th (.702)	5th (.700)
FG%	3rd (.452)	3rd (.461)
FG% Defense	3rd (.402)	2nd (.386)
3FG%	3rd (.383)	2nd (.390)
3FG% Defense	2nd (.305)	1st (.291)
3FG Made	3rd (8.4)	2nd (8.4)
Rebound Margin	5th (+0.9)	7th (+1.3)
Blocks	T-1st (5.6)	2nd (5.5)
Assists	T-3rd (15.0)	4th (14.9)
Steals	14th (3.8)	14th (4.4)
Turnover Margin	14th (-3.3)	13th (-1.6)
Assist/TO Ratio	5th (1.2)	5th (1.3)

VU INDIVIDUAL SEC RANKINGS (3/7)

Player	SEC (FINAL)	Total
Wade Baldwin IV	SEC	Total
Assists	2nd (6.2)	3rd (5.1)
FT%	NA	9th (.793)
A/TO Ratio	8th (2.3)	9th (1.9)
Matthew Fisher-Davis	SEC	Total
3FG%	6th (.436)	1st (.455)
3FG Made	7th (2.6)	7th (2.5)
Damian Jones	SEC	Total
Rebounding	10th (7.4)	NA
FG%	1st (.628)	2nd (.594)
Blocks	T-10th (1.5)	8th (1.7)
Off. Rebounds	9th (2.4)	NA
Def. Rebounds	10th (5.0)	NA
Luke Kornet	SEC	Total
Rebounding	T-7th (7.8)	NA
Blocks	1st (3.2)	1st (3.0)
Def. Rebounds	5th (6.1)	9th (5.3)
Jeff Roberson	SEC	Total
FT%	2nd (.877)	3rd (.840)



Game 1 • Nov. 13, 2015

Austin Peay 41
at Vanderbilt 80
Nashville, Tenn. (Memorial Gym)

Austin Peay 41 • 0-1

Table with columns: #, Player, FG, 3-PT, Rebounds, PF, TP, A, TO, Blk, Stl, Min. Lists stats for Austin Peay and other players.

FG % 1st Half: 7-39 17.9% 2nd half: 7-25 28.0% Game: 14-64 21.9%
3FG % 1st Half: 1-8 12.5% 2nd half: 0-0 0.0% Game: 1-16 6.3%
FT % 1st Half: 0-0 0.0% 2nd half: 1-7 14.3% Game: 1-19 5.3%

Vanderbilt 80 • 1-0

Table with columns: #, Player, FG, 3-PT, Rebounds, PF, TP, A, TO, Blk, Stl, Min. Lists stats for Vanderbilt players.

FG % 1st Half: 19-33 57.6% 2nd half: 13-29 44.8% Game: 32-72 44.4%
3FG % 1st Half: 5-12 41.7% 2nd half: 3-7 42.9% Game: 8-19 42.1%
FT % 1st Half: 4-6 66.7% 2nd half: 4-9 44.4% Game: 8-15 53.3%

Officials: Tony Greene, Bruce Benedict, Patrick Evans
Technical fouls: Austin Peay-Jones, Kenny, Vanderbilt-None.
Attendance: 10,116

Score by periods table showing 1st, 2nd, and Total scores for both teams.

NASHVILLE - The 18th-ranked Vanderbilt Commodores know how to start off a season strong, and tuning up with scrimmages against North Carolina and Virginia certainly helped.

Luke Kornet had 13 points and 13 rebounds and No. 18 Vanderbilt routed Austin Peay 80-41 on Friday night in the opening round of the Maui Invitational and the season opener for both teams. The Commodores opened the game scoring the first 21 points and hit their first nine shots inside the arc.

"We've had a couple scrimmages against two of the best teams in the country, and I'm not surprised we were on our game because we've been on our game most of the fall," Vanderbilt coach Kevin Stallings said. "So confidence comes from knowing what to expect, and I have confidence in our team because they give me reason to expect that they're going play hard."

Vanderbilt came into the season ranked for the first time since the 2011-12 season and only the seventh time ever. Stallings has four starters back from the team that went 21-14 and won 10 of its final 14 games before losing in the NIT quarterfinals.

Wade Baldwin IV led Vandy with 14 points, and Damian Jones added 12. The Commodores will play St. John's in Maui on Nov. 23.

Khalil Davis scored 10 Points for Austin Peay. This was one of two guarantee games for Austin Peay, from the Ohio Valley Conference, this season, and coach Dave Loos said the Commodores putting a pair of 7-footers on the court early affected his Governors.

"We obviously got off to a terrible start, and Vanderbilt got off to a great start," Loos said. "They're a good basketball team. I think they're as advertised, certainly in my book. They're big, they make shots, they overwhelmed us obviously early."

The last time these teams met in December 2013, Austin Peay just missed a tip-in with a second left in a 58-56 loss. This time, Fisher-Davis hit a 3-pointer within the opening minute, and the Commodores never let it get closer than that.

Stallings was able to go to his bench early, playing three of his four freshmen. Baldwin stole an inbound pass by Austin Peay that appeared thrown to him and scored Vandy's final bucket of the first half. Vandy led 47-15 at halftime. Stallings pulled all but one starter with 9:08 left and a 69-28 lead.

Game 2 • Nov. 16, 2015

Gardner-Webb 62
at Vanderbilt 98
Nashville, Tenn. (Memorial Gym)

Gardner-Webb 62 • 0-2

Table with columns: #, Player, FG, 3-PT, Rebounds, PF, TP, A, TO, Blk, Stl, Min. Lists stats for Gardner-Webb players.

FG % 1st Half: 9-23 39.1% 2nd half: 12-27 44.4% Game: 21-50 42.0%
3FG % 1st Half: 4-9 44.4% 2nd half: 3-11 27.3% Game: 7-20 35.0%
FT % 1st Half: 7-9 77.8% 2nd half: 6-9 66.7% Game: 13-18 72.2%

Vanderbilt 98 • 2-0

Table with columns: #, Player, FG, 3-PT, Rebounds, PF, TP, A, TO, Blk, Stl, Min. Lists stats for Vanderbilt players.

FG % 1st Half: 14-25 56.0% 2nd half: 18-30 60.0% Game: 32-55 58.2%
3FG % 1st Half: 6-12 50.0% 2nd half: 5-11 45.5% Game: 11-23 47.8%
FT % 1st Half: 12-18 66.7% 2nd half: 11-14 78.6% Game: 23-32 71.9%

Officials: Lee Caswell, Chuck Jones, Bart Lenox
Technical fouls: Gardner-Webb-Nelson, Tyrell, Vanderbilt-None.
Attendance: 9728

Score by periods table showing 1st, 2nd, and Total scores for both teams.

Last FG - CWU 2nd-00:50, VU 2nd-00:18.
Largest lead - CWU by 11:18:50, VU by 38 2nd-00:50.

Table with columns: In, Off, 2nd, Fast, Points, Paint, T/O, Chance, Break, Bench, VU, CWU. Lists performance metrics for both teams.

Score lead - 1 time.
Lead changed - 2 times.

Technical fouls: Gardner-Webb-Nelson, Tyrell, Vanderbilt-None.
Attendance: 9728

NASHVILLE - There was nothing tentative about Jeff Roberson's play Monday night. After missing Vanderbilt's season opener with a concussion, Roberson returned to the court against Gardner-Webb and had a productive performance off the bench. He scored a career-high 18 points and tied a personal best with eight rebounds as the 17th-ranked Commodores cruised to a 98-62 win.

"Jeff played a man's game tonight," Vanderbilt coach Kevin Stallings said. "He got in there and was physical, and played great defensively. He was great on the boards, both offensive and defensive. Scored inside, he made it from the perimeter, he drove it and did a great job at the foul line."

Vanderbilt (2-0) really needed Roberson, too, after starting forward Luke Kornet was sidelined with a sprained ankle with 2:17 left in the first half.

Roberson shot 6 of 8 from the floor and 5 for 6 at the foul line. The 6-foot-6 sophomore from Houston had four offensive rebounds.

"I guess I do whatever I've got to do," said Roberson, known more for his defensive abilities. "Obviously, I wish Luke didn't get hurt, but we have a lot of depth on this team. Throughout the season anybody should be ready because you never know when your time is coming."

Kornet, a 7-foot-1 junior, was off to a strong start with a team-high 10 points at halftime. His status for Thursday's game against Stony Brook was uncertain.

Riley LaChance added 13 points, including three 3-pointers, for Vanderbilt.

Tyrell Nelson led Gardner-Webb (0-2) with 16 points, and Harold McBride added 10.

The Commodores, who return six of their top seven scorers from last season's NIT quarterfinal team, forced 19 turnovers with their defensive pressure. They outscored the Runnin' Bulldogs 35-9 in points off turnovers.

Gardner-Webb, which beat Purdue and Clemson en route to a 20-win season in 2014-15, had an off night on offense and shot 42 percent from the floor.

Vanderbilt looked crisp on the other end, hitting 58.2 percent. The Commodores went 11 of 23 from beyond the 3-point stripe.

Vanderbilt's Damian Jones, a 7-foot center, had a solid night with 10 points and seven rebounds.

Game 3 • Nov. 19, 2015

Stony Brook 72
at Vanderbilt (OT) 79
Nashville, Tenn. (Memorial Gym)

Stony Brook 72 • 1-1

Table with columns: #, Player, FG, 3-PT, Rebounds, PF, TP, A, TO, Blk, Stl, Min. Lists stats for Stony Brook players.

FG % 1st Half: 12-29 41.4% 2nd half: 15-29 51.7% OT: 3-8 37.5% Game: 30-66 45.5%
3FG % 1st Half: 2-6 33.3% 2nd half: 2-8 25.0% OT: 0-3 0.0% Game: 4-17 23.5%
FT % 1st Half: 8-12 66.7% 2nd half: 9-0 0.0% OT: 0-0 0.0% Game: 17-22 77.3%

Vanderbilt 79 • 3-0

Table with columns: #, Player, FG, 3-PT, Rebounds, PF, TP, A, TO, Blk, Stl, Min. Lists stats for Vanderbilt players.

FG % 1st Half: 13-33 39.4% 2nd half: 14-27 51.9% OT: 2-5 40.0% Game: 29-65 44.6%
3FG % 1st Half: 2-10 20.0% 2nd half: 3-10 30.0% OT: 0-0 0.0% Game: 5-18 27.8%
FT % 1st Half: 2-5 40.0% 2nd half: 5-8 62.5% OT: 1-1 100.0% Game: 16-23 69.6%

Officials: Karl Hess, Will Howard, Jacyn Goble
Technical fouls: Stony Brook-None, Vanderbilt-TEAM.
Attendance: 9819

Score by periods table showing 1st, 2nd, OT, and Total scores for both teams.

Last FG - SBU OT-00:26, VU OT-03:13.
Largest lead - SBU by 10:11:40, VU by 7 OT-00:02.

Table with columns: In, Off, 2nd, Fast, Points, Paint, T/O, Chance, Break, Bench, VU, SBU. Lists performance metrics for both teams.

Score lead - 9 times.
Lead changed - 5 times.

Technical fouls: Stony Brook-None, Vanderbilt-TEAM.
Attendance: 9819

NASHVILLE - Back in August, Vanderbilt coach Kevin Stallings warned his team about the third game of the season. He was right. The 17th-ranked Commodores needed a late rally to beat unheralded Stony Brook 79-72 in overtime on Thursday night.

A bruised back kept Wade Baldwin IV out of the starting lineup for the first time in 22 games, but he still led the Commodores (3-0) with 21 points off the bench.

Baldwin also gave teammate Damian Jones a pep talk during a timeout late in the game. He told Jones he was the best player on the floor and he needed to start acting like it.

Jones bounced back from a slow start with 13 points and six rebounds.

Vanderbilt (3-0) outscored Stony Brook 13-6 in overtime, as the Commodores hit 9 of 10 from the foul line.

Stony Brook's Carson Puriefoy made a layup with one second left in regulation to send the game into overtime tied at 66. He finished with 16 points for the Seawolves (1-1).

Vanderbilt's Riley LaChance had 13 points and Matthew Fisher-Davis scored 11.

Commodores forward Luke Kornet, who missed the last 22 minutes of Monday's win over Gardner-Webb with a sprained ankle, scored nine.

Stony Brook went 4 of 17 from beyond the arc and Vanderbilt wasn't much better at 5 of 18.

Jameel Warney, a two-time America East player of the year, led the Seawolves with 22 points and 11 rebounds. He led the nation in double-doubles (24) and total rebounds (409) last season.

Warney, a 6-foot-8 forward, and Jones, a 7-foot center, are both NBA prospects.

Stony Brook's Ahmad Walker added 13 points and Lucas Woodhouse grabbed 11 rebounds.

After trailing by as many as 10 in the second half, LaChance's 3-pointer tied the score at 62 for Vanderbilt with 2:16 left in regulation.

Stony Brook tied it at 64 on Warney's jumper with 1:21 remaining in regulation and a layup by Jones gave Vanderbilt a 66-64 lead with 1:01 left. But Puriefoy's layup tied it and led to the overtime.

Stony Brook made seven of its first 12 shots to take a 19-9 lead on Puriefoy's jumper with 12:40 left in the first half.



Game 4 • Nov. 23, 2015

St. John's..... 55
vs. Vanderbilt..... 92
Lahaina, Hawaii (Lahaina Civic Center)

ST JOHN'S 55 • 3-1

Table with columns: #, Player, FG, 3-PT, FT, Rebounds, PF, TP, A, TO, Blk, Stl, Min. Includes player stats for KorNET, Jones, Johnson, Durand, Sma, Yankuba, Mussini, Fedenco, Mvoucha, Ron, Albegovic, Amar, Balamou, Felix, Hoffield, Elijah, Dial, Abdul, and Team totals.

FG % 1st Half: 8-30 26.7% 2nd half: 10-30 33.3% Game: 18-60 30.0%
3FG % 1st Half: 0-6 0.0% 2nd half: 2-10 20.0% Game: 2-16 12.5%
FT % 1st Half: 8-12 66.7% 2nd half: 9-10 90.0% Game: 17-22 77.3%

Vanderbilt 92 • 4-0

Table with columns: #, Player, FG, 3-PT, FT, Rebounds, PF, TP, A, TO, Blk, Stl, Min. Includes player stats for KorNET, Jones, Damian, Baldwin IV, Wade, FISHER-DAVIS, Matthe, LACHANCE, Riley, JUSTICE, Camron, TOYE, Joe, WATKINS, Nathan, ROBERSON, Jeff, JOSEPHS, Carter, MCGLOIN, Phillip, SEHIC, Samir, CRESSLER, Nolan, HENDERSON, Josh, and Team totals.

FG % 1st Half: 19-35 54.3% 2nd half: 14-27 51.9% Game: 33-62 53.2%
3FG % 1st Half: 8-17 47.1% 2nd half: 4-8 50.0% Game: 12-25 48.0%
FT % 1st Half: 7-9 77.8% 2nd half: 7-12 58.3% Game: 14-21 66.7%

Officials: Doug Shows, Jay Lindsey, Ryan Wells
Technical fouls: ST JOHN'S-None, Vanderbilt-None.
Attendance: 2400

Score by periods table with columns: 1st, 2nd, Total. Shows scores for St. John's and Vanderbilt.

Last FG - SJU 2nd-00:37, VU 2nd-00:15.
Largest lead - SJU None, VU by 41 2nd-02:31.

LAHAINA, Hawaii - Vanderbilt coach Kevin Stallings knew his team was ready to compete. He just didn't expect the 19th-ranked Commodores' 92-55 victory over St. John's in the opening round of the Maui Invitational.

"I don't think you ever anticipate a game like that," he said after his team shot 53 percent from the field, 48 percent from 3-point range and outrebounded the Red Storm 49-26. "We had a lot of people play well and we shot the ball well."

Jeff Roberson had 11 points and 13 rebounds for Vanderbilt, which opened the game with a 27-4 run.

Vanderbilt scored the game's first nine points and it only got worse from there for the Red Storm (3-1), who lost for the first time under first-year coach Chris Mullin and nearly suffered the worst loss in school history.

Luke KorNET, one of Vanderbilt's three 7-footers, had 13 points and seven rebounds, and Camron Justice added 11 points.

"Rebounding is a lot about mentality," KorNET said. "I just tried to be as much of a physical presence as I could around the goal."

Federico Mussini led the Red Storm with 14 points. When the Commodores went up 30-5, they had made 10 of their first 18 shots from the field. St. John's had made two of 18 in the same span.

The lead got as high as 48-15 with 3:39 to play in the first half, and the Commodores led 53-24 at the break. The biggest lead was 41 points with 2:31 to play. Stallings had a chance to give players more minutes than normal.

"When we got the lead that was something we tried to do with three games in three days," Stallings said.

Damian Jones, the Commodores' second-leading scorer and rebounder, played 14 minutes and had five points and five rebounds.

"He's the leader of our band," Stallings said, "and if we want to do what we think we can in this tournament, he'll be a big part of it."

Depth was certainly an issue, with Vanderbilt's subs outscoring St. John's 26-0 in the first half.

St. John's played without freshman guard Malik Ellison (foot) and junior college transfer forward Darien Williams (shoulder).

Game 5 • Nov. 24, 2015

Vanderbilt..... 86
vs. Wake Forest..... 64
Lahaina, Hawaii (Lahaina Civic Center)

Vanderbilt 86 • 5-0

Table with columns: #, Player, FG, 3-PT, FT, Rebounds, PF, TP, A, TO, Blk, Stl, Min. Includes player stats for KorNET, Luke, Jones, Damian, Baldwin IV, Wade, FISHER-DAVIS, Matthe, LACHANCE, Riley, JUSTICE, Camron, TOYE, Joe, WATKINS, Nathan, ROBERSON, Jeff, JOSEPHS, Carter, MCGLOIN, Phillip, SEHIC, Samir, CRESSLER, Nolan, HENDERSON, Josh, and Team totals.

FG % 1st Half: 16-30 53.3% 2nd half: 15-33 45.5% Game: 31-63 49.2%
3FG % 1st Half: 4-9 44.4% 2nd half: 3-8 37.5% Game: 7-17 41.2%
FT % 1st Half: 7-8 87.5% 2nd half: 10-14 71.4% Game: 17-22 77.3%

Wake Forest 64 • 3-2

Table with columns: #, Player, FG, 3-PT, FT, Rebounds, PF, TP, A, TO, Blk, Stl, Min. Includes player stats for Mitigolo, Dinos, Thomas, Devin, Witekow, Mitchell, McClinton, Greg, Crawford, Bryant, Moore, Dorel, Collins, John, Priddy, Stephen, VanHorn, Trent, and O'Brien, Grant, and Team totals.

FG % 1st Half: 8-29 27.6% 2nd half: 11-29 37.9% Game: 19-58 32.8%
3FG % 1st Half: 0-6 0.0% 2nd half: 3-12 25.0% Game: 3-18 16.7%
FT % 1st Half: 12-18 66.7% 2nd half: 11-14 78.6% Game: 23-32 71.9%

Officials: Pat Driscoll, Chris Rastetter, Patrick Evans
Technical fouls: Vanderbilt-SEHIC, Samir. Wake Forest-Collins, John.
Attendance: 2400

Score by periods table with columns: 1st, 2nd, Total. Shows scores for Vanderbilt and Wake Forest.

Last FG - VU 2nd-01:21, WF 2nd-01:41.
Largest lead - VU by 24 2nd-04:20, WF None.

LAHAINA, Hawaii - Wade Baldwin IV and Damian Jones both scored 17 points, and the No. 19 Commodores used their size, depth and shooting to beat Wake Forest 86-64 on Tuesday night.

"I thought that our guys played, again, very inspired," Vanderbilt coach Kevin Stallings said. "But I thought fatigue might have played a little bit of a part in that game. I thought maybe our team being a little deeper than theirs had an impact. They made a great run after we ran on them at the beginning. They made a great run to get back in the game."

"Then I thought from that point forward we were able to establish control and never really relinquish it. ... I like how we're playing."

What coach wouldn't? Jones, who grabbed 10 rebounds, was 6 for 10 from the field and Baldwin was ever better at 6 for 8. The Commodores were never threatened in the second half and led by as many as 24 points.

Vanderbilt (5-0) will play the winner of the game between No. 5 Kansas and UCLA for the championship on Wednesday.

The game couldn't have started much worse for Wake Forest (3-2). While Vanderbilt was opening 9 of 13 from the field, the Demon Deacons missed 12 of their first 13 shots. That amounted to a 21-5 lead for the Commodores, who beat St. John's 92-55 in the first round.

Wake Forest was able to get within 30-24 with 6 minutes left in the first half, but Vanderbilt went on a 10-0 run that was started and ended by Jones scoring inside. The Commodores stayed comfortably in front this time and led 43-28 at halftime.

Jeff Roberson had 10 points and seven rebounds for Vanderbilt, and Riley LaChance had nine points and six assists.

Jones had five points and five rebounds in 14 foul-plagued minutes against St. John's. He had an easy explanation for his improvement from one game to the next.

"Stayed out of foul trouble," he said. Freshman point guard Bryant Crawford, who had the winning basket in the closing seconds of the first-round win over No. 13 Indiana, led the Demon Deacons with 15 points. John Collins scored 14 and Devin Thomas added 13.

Game 6 • Nov. 25, 2015

Vanderbilt..... 63
vs. Kansas..... 70
Lahaina, Hawaii (Lahaina Civic Center)

Vanderbilt 63 • 5-1

Table with columns: #, Player, FG, 3-PT, FT, Rebounds, PF, TP, A, TO, Blk, Stl, Min. Includes player stats for KorNET, Luke, Jones, Damian, Baldwin IV, Wade, FISHER-DAVIS, Matthe, LACHANCE, Riley, JUSTICE, Camron, TOYE, Joe, WATKINS, Nathan, ROBERSON, Jeff, JOSEPHS, Carter, MCGLOIN, Phillip, SEHIC, Samir, CRESSLER, Nolan, HENDERSON, Josh, and Team totals.

FG % 1st Half: 12-29 41.4% 2nd half: 11-27 40.7% Game: 23-56 41.1%
3FG % 1st Half: 4-15 26.7% 2nd half: 2-12 16.7% Game: 6-27 22.2%
FT % 1st Half: 2-3 66.7% 2nd half: 9-12 75.0% Game: 11-15 73.3%

KANSAS 70 • 4-1

Table with columns: #, Player, FG, 3-PT, FT, Rebounds, PF, TP, A, TO, Blk, Stl, Min. Includes player stats for Traylor, Jamari, Ellis, Perry, Mason III, Frank, Selden Jr., Wayne, Bragg Jr., Carlton, Lucas, Landem, Mickelson, Hunter, and Team totals.

FG % 1st Half: 10-31 32.3% 2nd half: 15-24 62.5% Game: 25-55 45.5%
3FG % 1st Half: 4-15 26.7% 2nd half: 3-6 50.0% Game: 8-16 50.0%
FT % 1st Half: 4-11 36.4% 2nd half: 11-21 52.4% Game: 15-32 46.9%

Officials: Roger Ayers, Doug Shows, Patrick Evans
Technical fouls: Vanderbilt-None, Kansas-None
Attendance: 2400

Score by periods table with columns: 1st, 2nd, Total. Shows scores for Vanderbilt and Kansas.

Last FG - VU 2nd-00:16, KU 2nd-00:09.
Largest lead - VU by 10 1st-11:17, KU by 13 2nd-05:09.

LAHAINA, Hawaii - Wayne Selden Jr. scored 25 points on 8-of-11 shooting, and the Jayhawks beat No. 19 Vanderbilt 70-63 on Wednesday for the tournament title.

Selden was 4 of 6 from 3-point range. He also had seven rebounds. The Jayhawks (4-1) did what no other team in the field could do, take a lead over the Commodores (5-1). It didn't happen until the second half but when they got it they extended it to as many as 13 points.

Kansas trailed by 10 points midway through the first half and the Jayhawks were able to cut the lead to 30-26 at halftime.

They took control with their offense, shooting 62.5 percent (15 of 24) in the second half. They got the lead for the first time with 18:16 to play on a jumper by Mason, and Vanderbilt never was in front again.

"I thought that we played a lot better in the first half than we did in the second. I'm guessing that Bill felt like they probably played a lot better in the second half than they did in the first," Vanderbilt coach Kevin Stallings said. "But, you know, shots that we are pretty accustomed to making, we didn't make today."

Vanderbilt closed to 68-63 with 16 seconds to play, and Mason and Jamari Traylor each made one free throw for the final margin.

"In the second half, they just came out and we got a little lazy and had some misses defensively," Vanderbilt's Luke KorNET said. "And they just came out made shots and we never really made the shots to counter it."

DeVonte Graham had 12 points for Kansas, and Mason added 10.

Damian Jones led the Commodores with 17 points. KorNET had 14, and Wade Baldwin IV 11.

Jones grabbed 10 rebounds, but the Jayhawks, led by Perry Ellis' eight, outrebounded Vanderbilt 39-32.

Kansas won this tournament in 1996 and title No. 2 came with wins over St. John's, Wake Forest and the Commodores.



Game 7 • Dec. 2, 2015

Detroit 52
at Vanderbilt 102
Nashville, Tenn. (Memorial Gym)

Detroit 52 • 2-3

Table with columns: #, Player, Total, 3-Ptr, Rebounds, PF, TP, A, TO, Blk, Stl, Min. Rows include JENKINS, Chris; HOGAN, Jaleel; WILSON, Anton; GRANT, Matthew; WILLIAMS, Jarod; GIBSON, Jalen; BRUNDIGE, Carlton; ROBINSON, Patrick; FOSTER-SMITH, Aaron; MCFOLLEY, Josh; BLACKSHEAR, Gerald.

Totals 16-70 11-27 9-12 13 21 34 22 52 4 15 1 6 200
FG % 1st Half: 6-31 19.4% 2nd Half: 10-39 25.6%
3FG % 1st Half: 4-13 30.8% 2nd Half: 7-14 50.0%
FT % 1st Half: 4-4 100.0% 2nd Half: 5-8 62.5%

Vanderbilt 102 • 6-1

Table with columns: #, Player, Total, 3-Ptr, Rebounds, PF, TP, A, TO, Blk, Stl, Min. Rows include KORNET, Luke; JONES, Damian; BALDWIN IV, Wade; LACHANCE, Riley; CRESSLER, Nolan; TOYE, Joe; FISHER-DAVIS, Matthe; WATKINS, Nathan; ROBERSON, Jeff; JOSEPHS, Carter; MCGLOIN, Phillip; SEHIC, Samir; HENDERSON, Josh.

Totals 35-61 12-26 20-30 11 42 53 14 102 18 12 11 7 200
FG % 1st Half: 16-29 55.2% 2nd Half: 19-32 59.4%
3FG % 1st Half: 7-15 46.7% 2nd Half: 5-11 45.5%
FT % 1st Half: 8-12 66.7% 2nd Half: 12-18 66.7%

Technical fouls: Detroit-None, Vanderbilt-None.
Attendance: 1958
Score by periods: 1st 2nd Total
Detroit 20 32 52
Vanderbilt 47 55 102

Last FG - DETROIT 2nd-02:17, VU 2nd-00:24.
Largest lead - DETROIT by 5 1st-17:09, VU by 52 2nd-07:06.
Score tied - 2 times.
Lead changed - 3 times.

NASHVILLE - Vanderbilt held Detroit to just five made field goals inside the arc. Coach Kevin Stallings was a bit more upset that his Commodores gave up 11 3-pointers, even in a rout.

Wade Baldwin IV led seven Commodores in double figures with 20 points, and No. 16 Vanderbilt beat Detroit 102-52 in a quick stop at home.

The Commodores (6-1) played their first game since finishing second to Kansas in the Maui Invitational last week, and they visit No. 25 Baylor on Sunday. This was the first time Vanderbilt has had six players in double figures since Nov. 11, 2008, against Central Arkansas, and the Commodores hadn't scored 100 since Feb. 12, 2012, in a 102-76 win at Mississippi.

Nolan Cressler scored 14 points, his most since transferring to Vanderbilt. Matthew Fisher-Davis hit four 3-pointers in scoring a season-high 12 points. Josh Henderson finished with 11, and Damian Jones, Riley LaChance and Joe Toye all had 10 each.

Anton Wilson led Detroit (2-3) with 14 points. Jarod Williams had 12, and Chris Jenkins and Josh McFolley each had 11.

The Horizon League team came in tied for second in the nation scoring 96 points a game and scored the first five points. The Titans were tied twice.

Then Vanderbilt shook off its jet lag going on a 31-7 spurt that featured 14 straight points as the Titans missed 11 straight shots. The Commodores also strung together another 10-0 run as they just kept pushing their lead with a 3-pointer by Fisher-Davis putting them up 36-14 with 3:26 left.

Then the Titans hit three straight buckets, including back-to-back 3s. That prompted Stallings to take a timeout, and he slammed his dry erase board down on the floor as his Commodores huddled around.

Vanderbilt finished the half scoring the final nine points in leading 47-20 at halftime.

In the second half, the Commodores led by as much as 50 when Cressler hit a 3 with 7:55 left at 86-36. They matched with the final margin with Stallings playing 13 players.

Game 8 • Dec. 6, 2015

Vanderbilt 67
at Baylor 69
Waco, Texas (Ferrell Center)

Vanderbilt 67 • 6-2 #16/13

Table with columns: #, Player, Total, 3-Ptr, Rebounds, PF, TP, A, TO, Blk, Stl, Min. Rows include KORNET, Luke; JONES, Damian; BALDWIN IV, Wade; FISHER-DAVIS, Matthe; LACHANCE, Riley; ROBERSON, Jeff; CRESSLER, Nolan; HENDERSON, Josh.

Totals 22-47 10-21 13-17 9 23 32 17 67 17 17 6 200
FG % 1st Half: 12-23 52.2% 2nd Half: 10-24 41.7%
3FG % 1st Half: 5-10 50.0% 2nd Half: 5-11 45.5%
FT % 1st Half: 3-4 75.0% 2nd Half: 10-13 76.9%

Baylor 69 • 6-1 #25/23

Table with columns: #, Player, Total, 3-Ptr, Rebounds, PF, TP, A, TO, Blk, Stl, Min. Rows include Gathers, Rico; Prince, Laurence; Medford, Lester; Wainright, Ishmail; Freeman, Al; Lindsey, Jake; Motley, Johnathan; McClure, King; Maston, Terry.

Totals 26-65 11-11 12-20 20 19 39 17 69 18 7 6 200
FG % 1st Half: 13-32 40.6% 2nd Half: 13-33 39.4%
3FG % 1st Half: 3-6 50.0% 2nd Half: 3-5 60.0%
FT % 1st Half: 5-7 71.4% 2nd Half: 7-13 53.8%

Officials: Doug Simmons, Patrick Adams, Roger Ayers
Technical fouls: Vanderbilt-None, Baylor-None.
Attendance: 7088
Score by periods: 1st 2nd Total
Vanderbilt 32 35 67
Baylor 34 35 69

Last FG - VU 2nd-00:43, BU 2nd-00:26.
Largest lead - VU by 13 2nd-11:55, BU by 8 1st-02:20.
Score tied - 11 times.
Lead changed - 12 times.

WACO, Texas - The Commodores couldn't hold on after scoring 17 points in a row midway through the second half, as Baylor erased a 13-point deficit on way to a 69-67 victory when Lester Medford made a 3-pointer while being fouled in the final minute.

The Bears (6-1) missed nine shots in a row before Prince hit a 3-pointer to finally end their scoring drought and start a stretch when Vanderbilt (6-2) had four of its 17 turnovers. Prince had seven points in the 13-0 run to get the Bears even, including a one-hander off the glass while falling down and his steal that led to a fadeaway jumper.

Wade Baldwin IV had 19 points for the Commodores, but fouled out when he knocked down Medford on the game-winning shot with 42 seconds left -- the last points scored in the game. Fisher-Davis had 11 points.

Fisher-Davis had a pair of 3-pointers and two assists in the 17-0 run over a 5-minute span. His later assist came on Baldwin's run-capping 3-pointer that put Vandy up 52-39.

But it was 52-all when Ismail Wainright drove the baseline for a two-handed slam with 8:40 left.

Medford finished with 15 points. Rico Gathers had 10 points and 13 rebounds, becoming Baylor's career rebounding leader.

Medford stayed sitting on the floor, gritting his teeth and shaking both fists as teammates gathered around the point guard after his big 3 from the left corner.

Gathers fouled out while going for the rebound when Medford missed his free throw. But Nolan Cressler missed two free throws at the other end for Vanderbilt.

The Commodores got off two shots in the final 4 seconds, including Cressler's baseline jumper after a rebound.

Game 9 • Dec. 9, 2015

Dayton 72
at Vanderbilt 67
Nashville, Tenn. (Memorial Gym)

Dayton 72 • 7-1

Table with columns: #, Player, Total, 3-Ptr, Rebounds, PF, TP, A, TO, Blk, Stl, Min. Rows include POLLARD, Kendall; McELVENE, Steve; DAVIS, Kyle; COOKE, Charles; SMITH, Scoochie; DAVIS, Darrell; MILLER, Sam; CROSBY, John; WILLIAMS, Xevrius; WEHRLI, Bobby.

Totals 27-60 5-15 13-22 15 26 41 21 72 9 12 1 7 200
FG % 1st Half: 13-33 39.4% 2nd Half: 14-27 51.9%
3FG % 1st Half: 3-10 30.0% 2nd Half: 2-5 40.0%
FT % 1st Half: 7-9 77.8% 2nd Half: 6-13 46.2%

Vanderbilt 67 • 6-3

Table with columns: #, Player, Total, 3-Ptr, Rebounds, PF, TP, A, TO, Blk, Stl, Min. Rows include ROBERSON, Jeff; JONES, Damian; BALDWIN IV, Wade; FISHER-DAVIS, Matthe; LACHANCE, Riley; TOYE, Joe; SEHIC, Samir; CRESSLER, Nolan; HENDERSON, Josh.

Totals 21-51 6-17 19-25 7 24 31 21 67 6 13 6 3 200
FG % 1st Half: 15-26 57.7% 2nd Half: 6-25 24.0%
3FG % 1st Half: 4-8 50.0% 2nd Half: 2-9 22.2%
FT % 1st Half: 5-8 75.0% 2nd Half: 13-17 76.5%

Officials: Anthony Jordan, Patrick Evans, James Breeding
Technical fouls: Dayton-None, Vanderbilt-None.
Attendance: 10469
Score by periods: 1st 2nd Total
Dayton 32 40 72
Vanderbilt 40 27 67

Last FG - UD 2nd-00:43, VU 2nd-00:26.
Largest lead - UD by 7 2nd-10:15, VU by 16 1st-03:02.
Score tied - 2 times.
Lead changed - 4 times.

NASHVILLE - First, the 21st-ranked Vanderbilt Commodores lost the Southeastern Conference's best shot blocker to injury. Then they lost a 16-point lead on their own floor.

The Commodores announced just before tipoff that Luke Kornet will miss up to six weeks with a torn medial collateral ligament in his left knee. Minus the junior, they still jumped out to a big lead against Dayton.

But without their most physical player, the Commodores couldn't hold on and lost 72-67.

Kendall Pollard scored a season-high 21 points for Dayton. Scoochie Smith added 13 points, and Steve McElvne added 10 as Dayton shot its way back into the lead despite just seven points from leading scorer Charles Cooke.

The Flyers (7-1) now have beaten three teams from the Power 5 conferences this season, with previous wins over Alabama and Iowa. They have won two straight since being routed 90-61 by Xavier.

Wade Baldwin IV and Damian Jones scored 18 apiece for Vanderbilt (6-3), which hit just two of its final 10 shots. Matthew Fisher-Davis and Riley LaChance each added 11 points.

Vanderbilt took its biggest lead at 38-22 off a 12-2 run. Darrell Davis answered by scoring the next eight points starting a 23-6 run that spanned halftime and put Dayton ahead 45-44 early in the second half on a layup by Cooke.

The Commodores missed eight of their first nine shots in the second half before Jones threw down a one-handed dunk and hit the free throw to put Vandy back up 47-45 with 13:50 left.

But Pollard hit just the fifth 3-pointer of his career with 44 seconds left to help seal the upset for Dayton, matching the Flyers' biggest lead. Smith missed two free throws with 36 seconds left, and Fisher-Davis hit a 3 from the left corner with 25 seconds left to pull Vandy within 69-67.

Baldwin missed a layup for Vandy, and the Flyers hit three of four free throws in the final 12 seconds.



Game 10 • Dec. 19, 2015

Wofford 56
vs. Vanderbilt..... 80
Nashville, Tenn. (Memorial Gym)

Wofford 56 • 3-7
Player Total 3-Pr FG-FGA FG-FGA FT-FTA Rebounds Off Def Tot PF TP A TO Blk Stl Min
24 Justin Gordon f 4-11 3-9 2-2 0 5 5 2 11 1 0 0 0 26
1-1 0-0 0-0 0 3 3 3 2 0 0 0 0 1 21
Eric Garcia g 3-9 3-6 0-0 0 3 4 7 0 0 0 1 27
12 Spencer Collins g 5-14 1-3 2-2 2 5 3 13 1 0 0 1 30
0 0 0 0 0 0 0 0 0 0 0 0 14
02 Derrick Brooks g 1-3 0-1 0-0 0 0 0 3 1 0 0 1 17
02 Jimmy Jent 0-0 0-0 0-0 0 1 1 0 0 0 0 0 0 1
0 Fletcher Magee 2-5 0-2 0-0 0 3 3 0 4 1 1 0 0 21
04 Zach Korkowski 1-3 1-3 0-0 0 0 0 1 3 0 0 0 0 8
11 Bobby Perez 0-0 0-0 0-0 0 0 0 0 1 0 0 0 0 1
15 Trevor Stunne 1-3 1-3 0-0 0 0 0 1 3 0 0 0 0 8
31 Cameron Jackson 0-4 0-1 0-1 0 2 2 4 0 0 0 0 0 15
35 Ryan Sawvell 0-3 0-0 0-0 0 1 1 0 0 0 1 0 0 5
40 Eric Waglanader 1-1 1-1 0-0 0 0 0 3 0 0 0 0 1 8
00 Matthew Pearam 0-1 0-0 2-2 0 2 2 5 2 0 1 2 0 12
Team 0 0 0 0 0 0 0 0 0 0 0 0 0
Totals 21-61 8-21 6-9 5 25 30 23 56 9 6 2 6 200
FG % 1st Half: 7-31 22.6% 2nd half: 14-30 46.7% Game: 21-61 34.4%
3FG % 1st Half: 4-9 44.4% 2nd half: 4-12 33.3% Game: 8-21 38.1%
FT % 1st Half: 1-2 50.0% 2nd half: 5-7 71.4% Game: 6-9 66.7%

Vanderbilt 80 • 7-3
Player Total 3-Pr FG-FGA FG-FGA FT-FTA Rebounds Off Def Tot PF TP A TO Blk Stl Min
11 ROBERSON, Jeff f 4-8 1-3 4-4 0 7 7 2 13 1 1 0 0 30
30 JONES, Damian c 7-13 0-0 7-10 3 4 7 0 21 1 2 4 0 28
04 BALDWIN IV, Wade c 3-5 2-2 2-4 0 5 5 3 10 5 2 0 1 20
05 FISHER-DAVIS, Matthe g 3-6 3-4 1-2 2 9 11 0 10 0 0 0 0 22
13 LACHANCE, Riley g 2-4 2-2 0-0 0 0 0 2 6 1 2 0 0 8
02 TOYE, Joe 2-3 1-1 1-2 0 2 2 2 6 1 0 0 1 16
10 WATKINS, Nathan 0-0 0-0 0-0 0 0 0 0 0 0 0 0 0 2
14 JOSEPHS, Carter 0-0 0-0 0-0 0 1 1 0 4 0 0 0 0 8
20 MCGLOIN, Phillip 1-2 1-2 0-0 0 0 0 0 3 0 0 0 0 1
21 SEHC, Samir 0-1 0-0 0-0 0 1 0 0 1 0 0 0 0 8
24 CRESSLER, Nolan 1-3 0-2 0-0 0 2 2 1 2 0 0 0 0 22
40 HENDERSON, Josh 2-5 0-0 5-5 0 4 4 3 9 0 1 0 0 14
Team 0 0 0 0 0 0 0 0 0 0 0 0 0
Totals 25-50 10-17 20-27 6 37 43 15 80 14 11 5 1 200
FG % 1st Half: 12-24 50.0% 2nd half: 13-26 50.0% Game: 25-50 50.0%
3FG % 1st Half: 6-8 75.0% 2nd half: 4-9 44.4% Game: 10-17 58.8%
FT % 1st Half: 5-9 55.6% 2nd half: 15-18 83.3% Game: 20-27 74.1%
Officials: Tim Gattis, Glenn Turt, Kevin Fehr
Technical fouls: Wofford-None, Vanderbilt-None.
Attendance: 10667

Score by periods
Vanderbilt 19 37 56
Wofford 35 45 80
Last FG: Woff 2nd-00:09, VU 2nd-00:18.
Largest lead: Woff by 3 1st-17:10, VU by 29 2nd-02:12.
Score tied - 3 times.
Lead changed - 3 times.

NASHVILLE - Vanderbilt coach Kevin Stallings gave his star center simple instructions: Try to score every time you get the ball.

Damian Jones got the message. The 7-foot junior, projected as an first-round NBA draft pick, scored a season-high 21 points and grabbed seven rebounds, leading the Commodores to an 80-56 win over Wofford on Saturday night.

Jones scored 14 points in the first half, the most by a Commodore this season. He hit 7 of 13 from the floor and 7 of 10 from the foul line.

Jeff Roberson added 13 points and seven rebounds for the Commodores (7-3), who outrebounded the Terriers 43-30.

Vanderbilt's Matthew Fisher-Davis scored 10 points, including three 3-pointers, and grabbed a career-high 11 rebounds.

Fisher-Davis helped fill the void left by Luke Kornet, a 7-foot-1 forward who is out four to six weeks with an MCL tear in his left knee. Kornet is the team's best defender, the Southeastern Conference's leading shot blocker (2.75 bpg) and was one of the nation's top 3-point shooters among big men last season (40 percent).

Baldwin added 10 points for the Commodores, who played their first game in 10 days after finishing first semester final exams.

Spencer Collins scored 13 points and Justin Gordon added another 11 as Wofford (3-7) shot just 34.4 percent from the floor in losing their third straight.

Vanderbilt broke a tie game with a 14-3 run capped by Jones' three-point play to take a 23-12 lead with 6:17 left in the first half and made a 10-0 run capped by Fisher-Davis' 3-pointer, building their lead to 35-19 with 52 seconds left in the half.

Vanderbilt hit six of its first eight shots from beyond the 3-point arc while Wofford shot 22.6 percent from the floor in the first half, including a 3 of 22 showing from 2-point range.

The Terriers never got closer than 10 in the second half.

Game 11 • Dec. 22, 2015

Vanderbilt..... 55
vs. Purdue..... 68
West Lafayette, Ind. (Mackey Arena)

Vanderbilt 55 • 7-4
Player Total 3-Pr FG-FGA FG-FGA FT-FTA Rebounds Off Def Tot PF TP A TO Blk Stl Min
05 FISHER-DAVIS, Matthe f 3-8 1-4 0-0 1 5 6 3 7 1 0 0 1 33
11 ROBERSON, Jeff f 4-10 2-3 2-3 2 1 3 5 12 0 0 0 2 35
30 JONES, Damian c 3-7 0-0 0-0 1 2 3 5 6 1 2 0 0 15
04 BALDWIN IV, Wade g 5-14 0-2 3-4 0 8 8 3 13 5 6 0 3 36
13 LACHANCE, Riley g 0-6 0-3 0-0 0 2 2 0 2 2 0 0 0 0 27
02 TOYE, Joe 2-4 0-0 0-0 1-2 1 2 1 5 0 0 0 1 9
14 JOSEPHS, Carter 0-0 0-0 0-0 0 0 0 0 0 0 0 0 0 1
21 SEHC, Samir 1-1 1-1 0-0 0 0 0 0 0 3 0 0 0 4
24 CRESSLER, Nolan 1-5 1-3 0-0 0 1 1 3 3 2 2 0 0 16
40 HENDERSON, Josh 3-8 0-0 2-2 3 2 5 5 6 1 1 1 1 24
Team 0 0 0 0 0 0 0 0 0 0 0 0 0
Totals 22-63 5-16 6-11 11 23 34 27 55 12 11 1 8 200
FG % 1st Half: 11-37 29.7% 2nd half: 11-26 42.3% Game: 22-63 34.9%
3FG % 1st Half: 3-9 33.3% 2nd half: 2-7 28.6% Game: 5-16 31.3%
FT % 1st Half: 1-2 50.0% 2nd half: 5-9 55.6% Game: 6-11 54.5%
Officials: Ted Valentine, Mark Whitehead, Rob Riley
Technical fouls: Vanderbilt-FISHER-DAVIS, Matthe, Purdue-None.
Attendance: 14866

Purdue 68 • 12-1
Player Total 3-Pr FG-FGA FG-FGA FT-FTA Rebounds Off Def Tot PF TP A TO Blk Stl Min
12 Edwards, Vince f 1-6 0-2 2-2 2 3 5 2 4 0 0 0 1 17
30 Swainigan, Caleb f 4-7 0-1 5-6 1 7 8 3 13 2 1 0 0 28
4 Haas, Isaac c 2-6 0-0 2-3 3 2 5 1 6 0 3 1 0 11
0 Thompson, P.J. g 0-2 0-2 2-2 1 0 1 0 2 2 1 0 0 22
35 Davis, Raphael g 3-7 1-4 7-8 0 5 5 0 14 1 2 0 0 25
0 Hill, Johnny 0-1 0-0 1-2 0 1 1 2 1 2 1 0 3 20
14 Cline, Ryan 1-3 1-3 0-0 0 2 2 0 3 0 0 0 1 13
20 Hammons, A.J. 9-16 0-0 3-4 4 6 10 4 21 0 2 0 0 28
21 Stephens, Kendall 0-7 0-6 1-2 1 2 1 1 0 0 0 0 19
31 Mathias, Dakota 1-3 0-1 1-2 1 2 3 1 3 4 1 0 1 17
Team 0 0 0 0 0 0 0 0 0 0 0 0 0
Totals 21-58 2-19 24-31 14 29 43 14 68 14 11 8 5 200
FG % 1st Half: 8-28 28.6% 2nd half: 13-30 43.3% Game: 21-58 36.2%
3FG % 1st Half: 1-10 10.0% 2nd half: 1-9 11.1% Game: 2-19 10.5%
FT % 1st Half: 6-6 100.0% 2nd half: 18-25 72.0% Game: 24-31 77.4%
Officials: Ted Valentine, Mark Whitehead, Rob Riley
Technical fouls: Vanderbilt-FISHER-DAVIS, Matthe, Purdue-None.
Attendance: 14866

Score by periods
Vanderbilt 26 29 55
Purdue 23 45 68
Last FG: VU 2nd-01:00, PURDUE 2nd-01:30.
Largest lead - VU by 7 1st-15:28, PURDUE by 14 2nd-00:33.
Score tied - 2 times.
Lead changed - 6 times.

WEST LAFAYETTE, Ind. - Purdue was struggling from behind the arc and was in danger of losing a second straight game after winning its first 11.

Then A.J. Hammons took over, scoring 15 of his 21 points in the second half to rally the 14th-ranked Boilermakers to a 68-55 win over Vanderbilt.

Hammons added 10 rebounds and seven blocks in his 28 minutes as Purdue bounced back from Saturday's loss to No. 9 Butler in the Crossroads Classic in Indianapolis.

Rapheal Davis added 14 points and Caleb Swainigan had 13 for the Boilermakers (12-1), who extended their Mackey Arena winning streak to 15 games. Purdue missed 17 of its 19 3-point attempts.

Wade Baldwin scored 13 points and Jeff Roberson added 12 for Vanderbilt (7-4), coached by former Purdue guard and assistant coach Kevin Stallings. The Commodores shot only 34.9 percent (22 of 63) and were out rebounded 43-34, including 23-9 during the pivotal second half, when the Boilermakers outscored Vanderbilt, 45-29.

Two Hammons free throws with 4:05 to play gave Purdue a 51-42 lead, capping a 22-8 run that included a 3-pointer from Ryan Cline and nine points from Hammons.

Purdue finally got untracked with 11:42 remaining, beginning a 10-0 run that included eight points from its big men, four from Isaac Haas and two each from Swainigan and Hammons to seize a 39-34 advantage with 8:53 to play.

Stallings, whose team also has played Kansas with its strong front line, was asked about Purdue's wealth of size.

"Kansas didn't hurt us inside," Stallings said. "We got killed inside tonight. It was an ugly game with a bunch of fouls. Purdue missed some open shots, but they got the ball where it needed to be."

Vanderbilt took a 26-23 halftime lead, outscoring Purdue 7-2 during the final 3:24, including a 3-pointer from Roberson.

Game 12 • Dec. 30, 2015

Western Michigan..... 61
vs. Vanderbilt..... 86
Nashville, Tenn. (Memorial Gym)

Western Michigan 61 • 5-7
Player Total 3-Pr FG-FGA FG-FGA FT-FTA Rebounds Off Def Tot PF TP A TO Blk Stl Min
34 AVERY, Anthony f 1-2 0-0 5-6 1 3 4 3 7 1 2 0 0 0 16
10 DUGAN, Seth c 1-2 0-0 0-1 0 3 3 4 2 0 2 0 0 0 19
04 HAYMOND, Tucker g 6-15 0-5 6-7 3 2 5 1 18 1 1 0 1 32
10 WILDER, Thomas g 7-12 2-4 5-6 2 3 5 0 21 3 2 0 0 28
13 PERRY, Taylor g 1-6 0-1 0-0 0 1 1 2 2 1 2 0 0 0 28
00 MOORE, Bryce 1-5 0-2 0-0 0 1 1 1 2 0 0 0 0 1 12
03 DAVIS, Josh 1-5 0-4 2-2 0 6 6 3 4 0 3 0 0 1 19
40 KLEIN, Jared 0-2 0-2 0-0 0 0 0 0 0 0 0 0 0 0 4
40 MCCORMICK, Kellen 0-1 0-0 0-0 0 3 3 3 0 1 1 0 0 0 21
40 LAMONT, Drake 2-4 0-0 1-2 4 0 4 4 5 0 0 0 0 0 21
Team 0 0 0 0 0 0 0 0 0 0 0 0 0
Totals 20-54 2-18 19-24 11 24 35 21 61 8 14 0 2 200
FG % 1st Half: 10-30 33.3% 2nd half: 10-24 41.7% Game: 20-54 37.0%
3FG % 1st Half: 1-4 25.0% 2nd half: 1-7 14.3% Game: 2-18 11.1%
FT % 1st Half: 7-8 87.5% 2nd half: 12-16 75.0% Game: 19-24 79.2%
Officials: Tony Greene, Anthony Jordan, Jeffery Clark
Technical fouls: Western Michigan-None, Vanderbilt-TEAM.
Attendance: 10092

Vanderbilt 86 • 8-4
Player Total 3-Pr FG-FGA FG-FGA FT-FTA Rebounds Off Def Tot PF TP A TO Blk Stl Min
11 ROBERSON, Jeff f 2-5 1-3 6-7 4 6 10 4 11 1 3 0 1 34
30 JONES, Damian c 5-8 0-0 3-6 1 4 5 13 1 2 2 1 30
04 BALDWIN IV, Wade g 4-8 2-6 5-6 0 1 1 3 4 1 15 10 1 1 33
05 FISHER-DAVIS, Matthe g 3-5 3-5 0-0 0 1 1 3 9 0 0 0 0 0 24
13 LACHANCE, Riley g 5-12 2-7 2-2 0 3 3 1 14 5 1 0 0 27
02 TOYE, Joe 1-5 1-4 0-0 0 0 0 0 1 3 0 0 0 0 9
00 WATKINS, Nathan 0-0 0-0 0-0 0 0 0 0 0 0 0 0 0 0 1
14 JOSEPHS, Carter 0-0 0-0 0-0 0 1 1 0 1 0 0 0 0 2
20 MCGLOIN, Phillip 0-0 0-0 0-0 0 0 0 0 1 0 0 0 0 1
21 SEHC, Samir 0-0 0-0 0-0 0 0 0 0 1 0 0 0 0 8
24 CRESSLER, Nolan 6-9 2-5 0-0 0 3 3 2 14 0 1 0 0 16
40 HENDERSON, Josh 1-2 0-0 0-0 2 2 2 1 2 0 0 0 0 12
Team 0 0 0 0 0 0 0 0 0 0 0 0 0
Totals 29-56 11-30 17-23 7 25 32 20 86 22 9 3 7 200
FG % 1st Half: 14-31 45.2% 2nd half: 15-25 60.0% Game: 29-56 51.8%
3FG % 1st Half: 6-18 33.3% 2nd half: 5-12 41.7% Game: 11-30 36.7%
FT % 1st Half: 3-4 75.0% 2nd half: 14-19 73.7% Game: 17-23 73.9%
Officials: Tony Greene, Anthony Jordan, Jeffery Clark
Technical fouls: Western Michigan-None, Vanderbilt-TEAM.
Attendance: 10092

Score by periods
Western Michigan 29 33 61
Vanderbilt 37 49 86
Last FG: WMU 2nd-02:00, VU 2nd-00:40.
Largest lead - WMU by 2 1st-18:16, VU by 25 2nd-00:27.
Score tied - 2 times.
Lead changed - 2 times.

NASHVILLE - Wade Baldwin IV got Vanderbilt back in a winning frame of mind in its final tuneup for the Southeastern Conference schedule.

The sophomore point guard scored 15 points and tied a career high with 10 assists, leading Vanderbilt to an 86-61 win over Western Michigan.

Riley LaChance and Nolan Cressler each added 14 for the Commodores, who shot 52 percent from the floor. LaChance was held scoreless for the first time in his career in a loss at Purdue eight days earlier. He scored a career-high 26 in a win over Purdue in 2014.

Damian Jones scored 13 points and became the 44th Commodore to score 1,000 career points, reaching 1,006.

Jeff Roberson added 11 points and 10 rebounds for the Commodores (8-4), who hit 11 of 30 shots from 3-point range.

Western Michigan (5-7) made only 2 of 18 from beyond the 3-point arc.

Thomas Wilder led the Broncos with 21 points and Tucker Haymond added 18.

LaChance scored seven straight points for the Commodores on two foul shots, a layup and a 3-pointer, giving Vanderbilt a 52-40 lead with 13:32 left.

Freshman Joe Toye energized the crowd of 10,092 with two straight dunks, increasing the Commodores' lead to 61-44 with 9:41 left.

Vanderbilt jumped to a 15-6 lead on Matthew Fisher-Davis' 3-pointer with 15:15 left in the first half as the Commodores hit six of their first eight shots, including three 3-pointers.

Western Michigan narrowed the deficit to three, but the Commodores answered with a 17-5 run to take a 32-17 lead on two free throws by Jeff Roberson with 5:11 left in the half.

Vanderbilt took a 37-28 advantage on Jones' foul shot with 37.8 seconds left in the half and the Commodores held a nine-point cushion at halftime.

Vanderbilt improved to 14-1 against the Mid-American Conference.



Game 13 • Jan. 2, 2016

LSU 90
at Vanderbilt 82
Nashville, Tenn. (Memorial Gym)

LSU 90 • 8-5, 0-1 SEC

Table with columns: #, Player, Total, FG-FGA, 3-PT, Rebounds, PF, TP, A, TO, Blk, Stl, Min. Includes stats for Simmons, Ben, Jones, Damian, Baldwin, Wade, etc.

FG % 1st Half: 12-27 44.4% 2nd Half: 18-35 51.4% Game: 30-62 48.4%
3FG % 1st Half: 2-8 25.0% 2nd Half: 3-8 37.5% Game: 5-16 31.3%
FT % 1st Half: 8-10 80.0% 2nd Half: 17-21 81.0% Game: 25-31 80.6%

Vanderbilt 82 • 8-5, 0-1 SEC

Table with columns: #, Player, Total, FG-FGA, 3-PT, Rebounds, PF, TP, A, TO, Blk, Stl, Min. Includes stats for Roberson, Jeff, Jones, Damian, Baldwin, Wade, etc.

FG % 1st Half: 9-25 36.0% 2nd Half: 16-29 55.2% Game: 25-54 46.3%
3FG % 1st Half: 4-5 80.0% 2nd Half: 6-11 54.5% Game: 10-23 43.3%
FT % 1st Half: 13-13 100.0% 2nd Half: 9-12 75.0% Game: 22-25 88.0%

Officials: Karl Hess, Garrick Shannon, Patrick Evans
Technical fouls: LSU-None, Vanderbilt-None.
Attendance: 13380

Score by periods table for Game 13

Last FG - LSU 2nd-01:13, VU 2nd-00:00.
Largest lead - LSU by 13 2nd-00:53, VU by 5 1st-15:34.

Points in half table for Game 13

Score tied - 6 times.
Lead changed - 14 times.

Game 14 • Jan. 5, 2016

Vanderbilt 85
at Arkansas 90 (OT)
Fayetteville, Ark. (Bud Walton Arena)

Vanderbilt 85 • 8-6, 0-2 SEC

Table with columns: #, Player, Total, FG-FGA, 3-PT, Rebounds, PF, TP, A, TO, Blk, Stl, Min. Includes stats for Roberson, Jeff, Jones, Damian, Baldwin, Wade, etc.

FG % 1st Half: 11-23 47.8% 2nd Half: 13-23 56.5% OT: 2-6 33.3% Game: 26-52 50.0%
3FG % 1st Half: 6-11 54.5% 2nd Half: 3-6 50.0% OT: 1-3 33.3% Game: 10-20 50.0%
FT % 1st Half: 4-6 66.7% 2nd Half: 16-22 72.7% OT: 1-3 33.3% Game: 23-32 71.9%

Arkansas 90 • 7-7, 1-1 SEC

Table with columns: #, Player, Total, FG-FGA, 3-PT, Rebounds, PF, TP, A, TO, Blk, Stl, Min. Includes stats for Kingsley, Moses, Miles, Keaton, etc.

FG % 1st Half: 13-33 39.4% 2nd Half: 13-32 40.6% OT: 3-6 50.0% Game: 29-71 40.8%
3FG % 1st Half: 3-7 42.9% 2nd Half: 3-4 75.0% OT: 0-1 0.0% Game: 6-14 42.9%
FT % 1st Half: 11-13 84.6% 2nd Half: 8-13 61.5% OT: 7-9 77.8% Game: 26-35 74.3%

Officials: Mike Nance, Lee Cassell, Olandis Poole
Technical fouls: Vanderbilt-None, Arkansas-None.
Attendance: 14179

Score by periods table for Game 14

Last FG - VU 2nd-00:52, AR OT-00:33.
Largest lead - VU by 6 1st-17:12, AR by 13 2nd-18:48.

Points in half table for Game 14

Score tied - 13 times.
Lead changed - 15 times.

Game 15 • Jan. 9, 2016

Vanderbilt 65
at South Carolina 69
Columbia, S.C. (Colonial Life Arena)

Vanderbilt 65 • 8-7, 0-3 SEC

Table with columns: #, Player, Total, FG-FGA, 3-PT, Rebounds, PF, TP, A, TO, Blk, Stl, Min. Includes stats for Kornet, Luke, Roberson, Jeff, etc.

FG % 1st Half: 14-34 41.2% 2nd Half: 6-17 35.3% Game: 20-61 32.8%
3FG % 1st Half: 5-15 33.3% 2nd Half: 0-9 0.0% Game: 5-24 20.8%
FT % 1st Half: 5-8 62.5% 2nd Half: 19-21 90.5% Game: 24-29 82.8%

South Carolina 69 • 15-0, 2-0 SEC

Table with columns: #, Player, Total, FG-FGA, 3-PT, Rebounds, PF, TP, A, TO, Blk, Stl, Min. Includes stats for Chatkevicius, L, Carrera, Michael, etc.

FG % 1st Half: 12-29 41.4% 2nd Half: 12-28 42.9% Game: 24-57 42.1%
3FG % 1st Half: 2-7 28.6% 2nd Half: 1-6 16.7% Game: 3-13 23.1%
FT % 1st Half: 11-13 84.6% 2nd Half: 9-15 60.0% Game: 19-29 65.5%

Officials: Joe Lindsay, Tim Gattis, Sean Casey
Technical fouls: Vanderbilt-None, South Carolina-None.
Attendance: 15055

Score by periods table for Game 15

Last FG - VU 2nd-00:00, SC 2nd-01:57.
Largest lead - VU by 8 1st-18:18, SC by 7 2nd-00:28.

Points in half table for Game 15

Score tied - 2 times.
Lead changed - 1 time.

NASHVILLE - Ben Simmons scored 36 points and grabbed 14 rebounds as the LSU Tigers beat Vanderbilt 90-82 in the Southeastern Conference opener for both teams.

Simmons scored 18 in each half, and Keith Hornsby added 23 points as the Tigers (8-5) picked up their fourth victory in five games. Coach Johnny Jones has yet to lose to Vanderbilt, improving to 5-0 even with this the third straight at Memorial Gym.

Craig Victor II added 11 points for the Tigers.

Vanderbilt (8-5) came in leading the SEC in scoring defense, holding opponents to 61.8 points, and third nationally holding opponents to 35.8 percent shooting. With 7-foot-1 junior Luke Kornet still out with a torn MCL, the Commodores struggled to slow down Simmons.

Wade Baldwin IV led five Commodores in double figures with 17 points. Jeff Roberson added 13, Matthew Fisher-Davis 11 and Riley LaChance and Damian Jones each had 12.

The Tigers came in second in the SEC scoring an average of 83.8 points per game, while Vanderbilt leads the league and ranks third nationally holding opponents to 35.8 percent shooting. For the first 30 minutes, this looked to be headed for overtime just like last season when LSU pulled that win out. The teams swapped the lead 14 times with six ties.

Vanderbilt led 35-34 at halftime and last led 51-50 on a 3-pointer by Baldwin from the top of the key. Hornsby hit a 3 to put LSU ahead to stay with 13:21 remaining, and the Tigers built that lead to as much as nine until the final minutes. Vanderbilt got within four a couple times, the last on a driving layup by LaChance with 5:00 left.

Hornsby hit another 3, and Vanderbilt didn't get closer than five the rest of the way.

Simmons, the freshman from Australia, dominated. He scored 11 straight in the first half and 15 of 17 in keeping LSU close. Simmons scored over and over again with dunks, and he was 16 of 19 with all of LSU's attempts until Tim Quarterman split a pair of free throws with 2:01 left.

FAYETTEVILLE, Ark. - Anthon Bell scored a season-high 26 points, Moses Kingsley added 25 and Arkansas forced 26 turnovers in a 90-85 overtime victory against Vanderbilt.

Kingsley did his part by scoring in double figures for the 14th time this season. He and Bell, who hit 6 of 10 from 3-point range, scored consistently for Arkansas, which rebounded after its 23-point loss at Texas A&M in a SEC opener last Saturday.

Arkansas also leaned on its defense to pressure Vanderbilt into its season-high for turnovers. The Commodores had 14 during a first half in which the Razorbacks started slow, but managed to build a 40-32 lead behind Kingsley's 10 points and Bell's nine.

Bell and Kingsley helped Arkansas quickly stretch its lead to 13 points early in the second half by scoring five quick points. But the Razorbacks went nearly five minutes without a field goal, while the Commodores used a 20-4 run to take a 52-49 lead.

Kingsley and Bell combined to score Arkansas' next 16 points, setting up a back-and-forth finish in regulation.

Vanderbilt guard Wade Baldwin IV made a driving layup with 12.8 seconds left to give the Commodores a 75-74 lead. After an Arkansas timeout, Bell knocked down a 3-pointer to make it 77-75 with two seconds left.

Damian Jones caught a full-court pass over 6-foot Arkansas guard Anton Beard and drove to the basket for a dunk at the buzzer to force overtime.

The 7-foot Jones equaled career highs with 24 points and 15 rebounds for Vanderbilt (8-6, 0-2).

Instead, Arkansas turned to its defense. The Razorbacks forced five turnovers in overtime and converted the Vanderbilt mistakes into eight points. Arkansas outscored Vanderbilt 29-9 off turnovers.

The key stop came in the final seconds as Arkansas guard Jabril Durham had a steal and made two free throws at the other end to give the Razorbacks a five-point lead.

Durham finished with 11 points, six assists and four steals. Matthew Fisher-Davis scored a career-high 20 points for the Commodores, who have lost six of their past nine games after starting the season 5-0.

COLUMBIA, S.C. - Sindarius Thornwell had 19 points and eight rebounds and No. 22 South Carolina remained undefeated with a 69-65 victory over Vanderbilt.

South Carolina (15-0, 2-0 Southeastern Conference) passed its first tough test of the season, taking its first lead on PJ Dozier's floater with 10:54 left. Dozier then hit a reverse layup as the rare near sellout crowd at Colonial Life Center roared.

Dozier scored seven of his nine points over the next 5 minutes and the Gamecocks held off Vanderbilt (8-7, 0-3) with good defense. The Commodores missed 19 of their last 23 shots.

South Carolina and SMU are the only unbeaten teams left in Division I. South Carolina has only reached 15 wins in three of its past 10 seasons.

Riley LaChance scored 13 of his season-high 15 points in the first half. Wade Baldwin IV added 13 points and Damian Jones had 12.

The Commodores built an 8-0 lead less than 2 minutes in as Luke Kornet hit back-to-back 3-pointers and Jones had a putback.

The deficit was the largest South Carolina had faced all season. The Gamecocks also trailed for 19:45 of the first half, which was more time than they had been behind in any game.

But South Carolina kept it close. Five times the Gamecocks were down one and failed to take the lead.

Once South Carolina took over, though, Vanderbilt couldn't respond. Nolan Cressler fouled out with 7:55 left and Jones got his fifth foul with 6:34 to go. Baldwin also fouled out at the end as the Commodores sent South Carolina to the line.

Free throws kept Vanderbilt in it. The Commodores made 11 foul shots during the final 14 minutes.



Game 16 • Jan. 12, 2016

Auburn 57
vs. Vanderbilt 75
Nashville, Tenn. (Memorial Gym)

Auburn 57 • 7-8, 1-3 SEC

Table with columns: #, Player, FG, 3-PT, Rebounds, FT, PF, TP, A, TO, Blk, Stl, Min. Lists player stats for Auburn.

Vanderbilt 75 • 9-7, 1-3 SEC

Table with columns: #, Player, FG, 3-PT, Rebounds, FT, PF, TP, A, TO, Blk, Stl, Min. Lists player stats for Vanderbilt.

Officials: Pat Adams, Byron Jarratt, Jamie Luckie
Technical fouls: Auburn-None. Vanderbilt-None.
Attendance: 10414

Score by periods table for Auburn vs Vanderbilt.

Last FG - AU 2nd-02:38, VU 2nd-00:39.
Largest lead - AU None, VU by 23 2nd-07:45.

Game 17 • Jan. 16, 2016

Alabama 63
vs. Vanderbilt 71
Nashville, Tenn. (Memorial Gym)

Alabama 63 • 10-6, 1-3 SEC

Table with columns: #, Player, FG, 3-PT, Rebounds, FT, PF, TP, A, TO, Blk, Stl, Min. Lists player stats for Alabama.

Vanderbilt 71 • 10-7, 2-3 SEC

Table with columns: #, Player, FG, 3-PT, Rebounds, FT, PF, TP, A, TO, Blk, Stl, Min. Lists player stats for Vanderbilt.

Officials: John Hampton, Bart Lenox, Jacyn Golie
Technical fouls: Alabama-None. Vanderbilt-None.
Attendance: 12565

Score by periods table for Alabama vs Vanderbilt.

Last FG - UA 2nd-00:05, VU 2nd-00:54.
Largest lead - UA by 3 1st-10:42, VU by 15 2nd-04:14.

Game 18 • Jan. 20, 2016

Vanderbilt 88
vs. Tennessee 74
Knoxville, Tenn. (Thompson-Boling Arena)

Vanderbilt 88 • 11-7, 3-3 SEC

Table with columns: #, Player, FG, 3-PT, Rebounds, FT, PF, TP, A, TO, Blk, Stl, Min. Lists player stats for Vanderbilt.

Tennessee 74 • 9-9, 2-4 SEC

Table with columns: #, Player, FG, 3-PT, Rebounds, FT, PF, TP, A, TO, Blk, Stl, Min. Lists player stats for Tennessee.

Officials: Karl Fries, Antonio Petty, Mark Whitehead
Technical fouls: Vanderbilt-None. Tennessee-Horne, Armani.
Attendance: 13561

Score by periods table for Vanderbilt vs Tennessee.

Last FG - VU 2nd-02:42, UT 2nd-03:04.
Largest lead - VU 2nd-16:31, UT None.

NASHVILLE - Junior forward Luke Kornet reminded every-one why the Vanderbilt Commodores missed him so much when he missed five games with a torn left MCL.

Kornet blocked a school-record 10 shots and finished with the second triple-double in Vanderbilt history with 11 points and 11 rebounds Tuesday night, helping the Commodores snap a three-game skid to start Southeastern Conference play beating Auburn 75-57.

This was just Kornet's third game back, and this performance came about the time the 7-foot-1 junior had been expected back. He played 37 minutes, finally getting the triple-double with 39 seconds left after missing three free throws inside the final minute.

The Commodores (9-7, 1-3) had been the SEC's only team with three losses and came in having lost seven of their last 10 since opening the season with five straight victories. They also were coming off their worst shooting performance this season in a loss last weekend at South Carolina.

Vanderbilt shook that off with an impressive performance, knocking down 14 of its first 18 shots, including the first six 3-pointers. The Commodores both outshot Auburn (55.3 percent to 32.8 percent) and outrebanded the Tigers (45-35).

Wade Baldwin IV scored 17 points and tied his career-high with 10 assists. He just missed a triple-double with seven rebounds.

Jeff Roberson added 14 points for Vanderbilt, and Riley LaChance had 13.

Auburn (7-8, 1-3) lost its third straight. Kareem Canty had a team-high 16 points, and Cinmeon Bowers added 13 and 10 rebounds.

Tigers coach Bruce Pearl said this was probably the first time he's brought a team into Memorial Gym and didn't press all 40 minutes. He also said Vanderbilt fans should relax with the Commodores playing one of the toughest schedules in college basketball.

Pearl's short-handed Tigers just couldn't keep up with Vanderbilt's shooting, instead going scoreless for stretches. Vanderbilt strung together run after run, including a 19-4 stretch that padded the Commodores' lead to 17 for the first time with 6:05 left on a 3-pointer by LaChance.

Vanderbilt led 39-22 at halftime and pushed the lead to as much as 23 points in the second half.

NASHVILLE - Riley LaChance missed practice and for most of Vanderbilt's pregame shoot-around he was sick enough he could keep little down except water.

The sophomore guard couldn't have looked healthier against Alabama.

LaChance scored a season-high 18 points and hit a career-best 5 of 6 from 3-point range, and the Commodores beat Alabama 71-63 for their second straight victory.

LaChance also spent plenty of time Friday at the student health clinic with what Stallings said might be tonsillitis. That didn't stop LaChance from playing 35 minutes.

The Commodores (10-7, 2-3) desperately needed these games at home after opening their Southeastern Conference schedule 0-3, and they responded by winning back-to-back games for the first time since November. They won't have consecutive games at Memorial Gym again until the end of February.

Jeff Roberson scored 16 points and grabbed 11 rebounds, and Damian Jones added 13 for Vanderbilt.

Alabama (10-6, 1-3) came in off its third upset of a Top 25 team this season after handing No. 19 South Carolina its first loss Wednesday night but lost for the third time in four games.

Shannon Hale led Alabama with 13 points before fouling out with 4:14 left, and Retin Obasohan added 10.

The Crimson Tide led only twice with the biggest margin coming off Riley Norris' 3-pointer to open the game. Wade Baldwin IV hit a jumper to put Vandy ahead 17-16, and Alabama managed only to tie it up twice more.

Vanderbilt led 33-31 at halftime and started the second half on a 10-1 run. Alabama went nearly six minutes between field goals after Shannon Hale's layup with 23 seconds left before halftime until Norris' layup with 14:37 to go. In that time, the Commodores built their biggest lead to 43-32 with a 3-pointer from LaChance with 15:02 remaining.

Jones had one point in the first half but scored nine of Vanderbilt's first 15 points in the second. He capped that with a three-point play off his third dunk nearly midway through the half for a 48-38 lead.

KNOXVILLE - Vanderbilt relied on its usual formula to beat Tennessee under unusual circumstances.

Wade Baldwin IV scored a career-high 25 points and Matthew Fisher-Davis added 18 off the bench Thursday night as Vanderbilt utilized a prohibitive edge from 3-point range in an 88-74 victory over Tennessee.

Vanderbilt (11-7, 3-3 SEC) outscored Tennessee 39-12 on 3-pointers, including a 30-0 margin in the first half. Vanderbilt led by as many as 28 points on a snowy evening that produced a smaller crowd and less hostile atmosphere than the Commodores typically encounter when visiting Thompson-Boling Arena.

"It just didn't feel like the normal environment and understandably so, the roads are horrible," Vanderbilt coach Kevin Stallings said. "It kind of had a funky feeling to it all the way around. Nevertheless, you still have to play. You have to perform. They're not an easy team to play and they're not an easy team to beat, so we're happy to get in here and get a victory."

After losing its first three SEC games, Vanderbilt has won three straight to rejuvenate its NCAA Tournament hopes. The Commodores have turned things around by sinking 3-pointers and preventing opponents from making long-range shots.

Vanderbilt entered the night ranked fourth among all Division I teams in 3-point percentage defense (.275) and 14th in 3-point percentage (.409). The Commodores were 10 of 22 from 3-point range in the first half Wednesday and finished 13 of 33. Tennessee was 4 of 20 and missed its first nine attempts.

"You could say that's Coach Stallings' philosophy," Baldwin said. "We definitely emphasize taking away the 3. We'd rather have them score on a contested two than on a layup or a 3-point shot."

Luke Kornet had 10 points, 14 rebounds and five blocks for Vanderbilt. Camron Justice scored 12 points and Jeff Roberson added 11 with 10 boards.

Kevin Punter Jr. scored 26 points to lead Tennessee (9-9, 2-4). Armani Moore added 14 points in his return to Tennessee's lineup after missing a game with an ankle injury. Robert Hubbs III had 10 points.

"We were just awful," Tennessee coach Rick Barnes said.



Game 19 • Jan. 23, 2016

Vanderbilt..... 57
at Kentucky..... 76
Lexington, Ky. (Rupp Arena)

Vanderbilt 57 • 11-8, 3-4

Table with columns: #, Player, FG, 3-PT, FT, Rebounds, PF, TP, A, TO, Blk, Stl, Min. Lists stats for players like KORNET, Luke; ROBERSON, Jeff; JONES, Damian, etc.

FG % 1st Half: 7-21 33.3% 2nd half: 9-29 31.0% Game: 16-50 32.0%
3FG % 1st Half: 3-7 42.9% 2nd half: 2-8 25.0% Game: 5-15 33.3%
FT % 1st Half: 10-12 83.3% 2nd half: 10-13 76.9% Game: 20-25 80.0%

Kentucky 76 • 15-4, 5-2

Table with columns: #, Player, FG, 3-PT, FT, Rebounds, PF, TP, A, TO, Blk, Stl, Min. Lists stats for players like Poythress, Alex; Willis, Derek; Ulis, Tyler, etc.

FG % 1st Half: 17-35 48.6% 2nd half: 16-25 64.0% Game: 33-60 55.0%
3FG % 1st Half: 2-9 22.2% 2nd half: 4-10 40.0% Game: 6-19 31.6%
FT % 1st Half: 1-3 33.3% 2nd half: 3-3 100.0% Game: 4-6 66.7%

Officials: Joe Lindsay, Ron Groover, Glenn Tullt
Technical fouls: Vanderbilt-None. Kentucky-None.
Attendance: 22972

Score by periods table with columns: 1st, 2nd, Total. Shows Vanderbilt 27/30/57 and Kentucky 37/39/76.

Last FG - VU 2nd-03:41, UK 2nd-03:15.
Largest lead - VU 20, UK by 23 2nd-04:05.
Score tied - 0 times.
Lead changed - 0 times.

LEXINGTON - Tyler Ulis scored 21 points, Jamal Murray added 18 and Kentucky shot 64 percent in the second half to cruise past Vanderbilt 76-57 on Saturday.

The Wildcats (15-4, 5-2 Southeastern Conference) led throughout thanks to strong shooting, finishing at 55 percent from the field. Ulis' scoring was balanced, with 11 of his points coming during a second half in which Kentucky led by as many as 23. He finished 9 of 13 from the field with two 3-pointers and five assists in 34 minutes.

Murray was 7 of 13 from the field including 3 of 6 from long range. Alex Poythress got Kentucky started in both halves for 16 points on 8-of-10 shooting with many coming inside.

Kentucky held Vanderbilt (11-8, 3-4) to 32 percent shooting and 33 percent from behind the arc halting the Commodores' three-game winning streak. Vanderbilt entered the contest having made 29 of 62 3-pointers in its last three games.

Kentucky controlled the paint 34-18 while finishing even with Vanderbilt on the boards 32-32. The Wildcats rolled despite shooting just six free throws, making four.

Damian Jones had 13 points and Jeff Roberson added 12 for Vanderbilt, which made 20 of 25 free throws. None of it mattered.

Kentucky followed up Thursday's win at Arkansas by meeting another challenge against a Commodores squad that appeared headed in the right direction after starting 0-3 in league play.

Vanderbilt had sought a statement win to go along with its resurgence and presented multiple threats, from the 7-foot duo of Luke Kornet and Damian Jones to a potent perimeter shooting game 41 percent from long range.

Neither were factors in a shooting performance almost as cold as outside temperatures in the mid-20s at tipoff.

Poythress seemed determined to do his part inside early despite giving away several inches, muscling inside for layups along with a layup. He scored six straight points to ignite Kentucky's 18-13 run coming out of the break for a 55-40 lead that wasn't threatened.

Game 20 • Jan. 25, 2016

Florida..... 59
at Vanderbilt 60
Nashville, Tenn. (Memorial Gym)

Florida 59 • 13-7, 5-3 SEC

Table with columns: #, Player, FG, 3-PT, FT, Rebounds, PF, TP, A, TO, Blk, Stl, Min. Lists stats for players like Finney-Smith, Dorian; Leon, Justin; Etboun, John, etc.

FG % 1st Half: 7-33 21.2% 2nd half: 16-37 43.2% Game: 23-70 32.9%
3FG % 1st Half: 0-10 0.0% 2nd half: 7-12 58.3% Game: 7-22 31.8%
FT % 1st Half: 5-7 71.4% 2nd half: 1-3 33.3% Game: 6-10 60.0%

Vanderbilt 60 • 12-8, 4-4 SEC

Table with columns: #, Player, FG, 3-PT, FT, Rebounds, PF, TP, A, TO, Blk, Stl, Min. Lists stats for players like KORNET, Luke; ROBERSON, Jeff; JONES, Damian, etc.

FG % 1st Half: 10-24 41.7% 2nd half: 8-20 40.0% Game: 18-44 40.9%
3FG % 1st Half: 2-5 40.0% 2nd half: 1-4 25.0% Game: 3-9 33.3%
FT % 1st Half: 8-12 66.7% 2nd half: 13-21 61.9% Game: 21-33 63.6%

Officials: Tony Greene, Olanis Poole, Keith Kimble
Technical fouls: Florida-None. Vanderbilt-None.
Attendance: 11351

Score by periods table with columns: 1st, 2nd, Total. Shows Florida 19/40/59 and Vanderbilt 30/30/60.

Last FG - UF 2nd-00:01, VU 2nd-03:50.
Largest lead - UF by 11 1st-17:14, VU by 14 2nd-14:24.
Score tied - 3 times.
Lead changed - 2 times.

NASHVILLE - Embarrassed by an ugly loss at Kentucky, the Vanderbilt Commodores made sure they bounced back with possibly their best win this season.

Damian Jones scored 20 points and grabbed 12 rebounds as Vanderbilt beat Florida 60-59 for the quality win they've so needed desperately.

The Commodores (12-8, 4-4 Southeastern Conference) won for the fourth time in five games. Even better, this marked the Commodores' first victory over a team with a Top 30 RPI. Vanderbilt lost its first six such games this season and needed a victory before February. They got it against Florida, which came in tied for second in the SEC with an RPI of 22.

Baldwin led Vanderbilt with 24 points, scoring 10 of the Commodores' final 14 points to preserve the win.

Florida (13-7, 5-3) snapped a three-game winning streak.

KeVaughn Allen hit three 3-pointers in the final 32 seconds trying to rally the Gators. Kasey Hill also added 16, Dorian Finney-Smith had 12 and Chris Chiozza 10.

The Gators not only came in on a winning streak, they were coming off the highest-scoring game by an SEC team this season after beating Auburn 95-63 last weekend. But Florida lost junior forward Justin Leon to an apparent concussion in the opening minutes, and the Gators also struggled through too many shooting droughts in their worst shooting game this season.

Florida led only once early at 3-2 and tied it up three times, the last at 9. Jones scored the next five points to put Vanderbilt ahead to stay as part of an 11-0 spurt, and the Commodores led 30-19 at halftime.

Vanderbilt led by 14 before starting to miss shots, too. Florida went on a 12-2 spurt to pull within 44-40.

The Gators then missed their next 11 shots in a scoring drought that lasted more than five minutes. Vandy wasn't much better, missing seven shots. They managed only a layup by Baldwin in that stretch so Finney-Smith's first 3 of the game with 4:26 left pulled Florida back within 48-43.

Baldwin's final two free throws with 7.1 seconds left gave the Commodores the win when Allen hit the Gators' seventh 3 of the half.

Game 21 • Jan. 30, 2016

Vanderbilt..... 58
at Texas 72
Austin, Texas (Erwin Center)

Vanderbilt 58 • 12-9

Table with columns: #, Player, FG, 3-PT, FT, Rebounds, PF, TP, A, TO, Blk, Stl, Min. Lists stats for players like KORNET, Luke; ROBERSON, Jeff; JONES, Damian, etc.

FG % 1st Half: 6-21 28.6% 2nd half: 17-32 53.1% Game: 23-53 43.4%
3FG % 1st Half: 0-6 0.0% 2nd half: 7-14 50.0% Game: 7-20 35.0%
FT % 1st Half: 4-7 57.1% 2nd half: 1-3 33.3% Game: 5-10 50.0%

Texas 72 • 14-7

Table with columns: #, Player, FG, 3-PT, FT, Rebounds, PF, TP, A, TO, Blk, Stl, Min. Lists stats for players like Lammert, Connor; Ibeh, Prince; Taylor, Isaiah, etc.

FG % 1st Half: 13-33 39.4% 2nd half: 11-25 44.0% Game: 24-58 41.4%
3FG % 1st Half: 2-10 20.0% 2nd half: 2-6 33.3% Game: 4-16 25.0%
FT % 1st Half: 3-6 50.0% 2nd half: 17-20 85.0% Game: 20-26 76.9%

Officials: John Higgins, Kipp Kissinger, John Hampton
Technical fouls: Vanderbilt-None. Texas-None.
Attendance: 25304

Score by periods table with columns: 1st, 2nd, Total. Shows Vanderbilt 16/42/58 and Texas 31/41/72.

Last FG - VU 2nd-01:14, TEXAS 2nd-00:48.
Largest lead - VU by 17 1st-17:01, TEXAS by 17 1st-02:50.
Score tied - 1 time.
Lead changed - 2 times.

AUSTIN, Texas - Kerwin Roach Jr. had 15 points and 11 rebounds and Texas overcame Vanderbilt's bigger lineup with tenacious defense in a 72-58 win in the Big 12/SEC Challenge.

Prince Ibeh added 13 points and 11 boards for the Longhorns (14-7) who had four players score in double figures.

Vanderbilt trailed by 16 early in the second half before staging a late run with a flurry of 3-pointers. The Commodores shot 53 percent after halftime but timely turnovers and Texas' offensive rebounding sealed the Texas win. Texas also outscored the bigger Commodores 40-18 in the paint.

Damian Jones scored a career-high 26 points for Vanderbilt (12-9). Matthew Fisher-Davis scored 19 for the Commodores.

Texas forced Vanderbilt into eight turnovers and a paltry 6-of-21 shooting as the Longhorns built a 31-16 lead by halftime.

Roach, who had a career game earlier in the week against TCU, had back-to-back fast break dunks. A 3-pointer by Tevin Mack started a 7-0 Texas run that had Vanderbilt on its heels and searching for some way to slow down the Longhorns.

Jones scored 11 points in the first half but was the only Vanderbilt player with more than one basket in the first half and scored 11 points.

The defensive ball pressure eased the pressure Ibeh to corral Vanderbilt's imposing front line by himself. Ibeh picked up two early fouls and played only six minutes of the first half.

After eight turnovers in the first half, Vanderbilt got a tighter grip on the ball in the second half and started finding some open shots. The Longhorns led 41-27 before a Vanderbilt burst sparked by a pair of 3-pointers from Fisher-Davis pulled the Commodores within 43-35.

Kornet swished a 3-pointer from the right corner to cut the Texas lead to 58-51 with just under six minutes left, before Texas' Eric Davis answered with a 3-pointer, then made two free throws to put the head by 12.



Game 22 • Feb. 4, 2016
Texas A&M..... 60
vs. Vanderbilt..... 77
Nashville, Tenn. (Memorial Gym)

Table with columns: #, Player, FG, 3-PT, Rebounds, PF, TP, A, TO, Blk, Stl, Min. Includes player stats for Jalen Jones, Tyler Davis, Anthony Collins, Alex Caruso, Danuel House, Kobbie Eubanks, DJ Hoog, Admon Gilder, Tony Trocha-Morelos, Tavaris Miller, and Team.

FG % 1st Half: 12-29 41.4% 2nd half: 9-28 32.1%
3FG % 1st Half: 6-12 50.0% 2nd half: 1-10 10.0%
FT % 1st Half: 2-6 33.3% 2nd half: 8-11 72.7%

Table with columns: #, Player, FG, 3-PT, Rebounds, PF, TP, A, TO, Blk, Stl, Min. Includes player stats for KORNET, Luke, ROBERSON, Jeff, JONES, Damian, BALDWIN IV, Wade, FISHER-DAVIS, Matthe, JUSTICE, Camron, TOYE, Joe, LACHANCE, Riley, CRESSLER, Nolan, HENDERSON, Josh, and Team.

FG % 1st Half: 16-33 48.5% 2nd half: 14-26 53.8%
3FG % 1st Half: 7-18 38.9% 2nd half: 6-11 54.5%
FT % 1st Half: 1-2 50.0% 2nd half: 3-4 75.0%

Score by periods table with columns: Period, 1st, 2nd, Total. Shows scores for Texas A&M and Vanderbilt.

NASHVILLE - Vanderbilt was tired of the constant criticism. So the Commodores took it out on No. 8 Texas A&M as Jeff Roberson scored a career-high 20 points, leading Vanderbilt to a 77-60 upset of the Aggies.

The Commodores created high expectations after starting the season ranked 18th, but they dropped out of the top 25 and lost five of their previous nine games. Vanderbilt (13-9, 5-4 SEC) had lost its previous 13 games against ranked opponents, including a six this season.

Texas A&M (18-4, 7-2) lost for the second time in three games, including a 74-71 defeat at Arkansas on Jan. 27.

Vanderbilt tied a season high with 13 baskets from 3-point range.

Four Commodores broke into double figures, including Baldwin with 17 points, Luke Kornet with 14 points, Damian Jones with 13.

Jones posted a double-double with 10 rebounds and blocked five shots. Baldwin dished out eight assists. Kornet grabbed nine rebounds and made four 3-pointers.

Texas A&M's Jalen Jones, one of the nation's top players, was held to four points as he hit only 1 of 13 from the floor.

Tony Trocha-Morelos led the Aggies with 13 points. Alex Caruso added 11 points. Danuel House scored 10.

Texas A&M shot just 37 percent from the floor. Vanderbilt got off to a great start by taking a 14-1 lead as the Commodores hit six of their first seven shots from the floor.

Jones and Kornet scored 16 of Vanderbilt's first 18 points.

Texas A&M responded with a 25-9 run that gave the Aggies as 26-23 lead on Admon Gilder's 3-pointer with 9:17 left.

Vanderbilt finished the first half with a strong push taking a 40-33 lead on a 3-pointer by Baldwin with three seconds left in the half.

Texas A&M's Jalen Jones missed eight of his first nine shots from the floor in the first 20 minutes.

The Commodores remained hot opening the second half with a 7-0 spurt that caused Kennedy to call a timeout after Kornet's 3-pointer from the top of the key stretched Vanderbilt's lead to 47-33 with 18:05 left.

Roberson's layup capped a 17-1 run, giving Vanderbilt a 49-33 lead with 17:15 left.

Game 23 • Feb. 6, 2016
Vanderbilt..... 78
vs. Ole Miss..... 85
Oxford, Miss. (Pavilion at Ole Miss)

Table with columns: #, Player, FG, 3-PT, Rebounds, PF, TP, A, TO, Blk, Stl, Min. Includes player stats for KORNET, Luke, ROBERSON, Jeff, JONES, Damian, BALDWIN IV, Wade, FISHER-DAVIS, Matthe, JUSTICE, Camron, TOYE, Joe, LACHANCE, Riley, CRESSLER, Nolan, HENDERSON, Josh, and Team.

FG % 1st Half: 13-26 50.0% 2nd half: 13-31 41.9%
3FG % 1st Half: 5-14 35.7% 2nd half: 4-14 28.6%
FT % 1st Half: 8-13 61.5% 2nd half: 9-14 64.3%

Table with columns: #, Player, FG, 3-PT, Rebounds, PF, TP, A, TO, Blk, Stl, Min. Includes player stats for Hymon, Marcanvis, Perez, Anthony, Newby, Martavious, Brooks, Rasheed, Moody, Stefan, Escobar, J.T., Gielto, Tomasz, Fitzpatrick, Dorsey, D, Coddington, Jake, and Team.

FG % 1st Half: 11-34 32.4% 2nd half: 13-33 39.4%
3FG % 1st Half: 5-16 31.3% 2nd half: 5-14 35.7%
FT % 1st Half: 10-17 58.8% 2nd half: 17-21 81.0%

Score by periods table with columns: Period, 1st, 2nd, Total. Shows scores for Vanderbilt and Ole Miss.

OFFICIALS: Lee Caswell, Alfred Smith, CJ Washington
Technical fouls: VANDERBILT-BALDWIN IV, WADE; CRESSLER, NOLAN, OLE MISS-GIELTO, TOMASZ; MOODY, STEFAN.

OXFORD, Miss. - Stefan Moody scored 23 points and ignited a decisive 21-5 run midway through the second half Saturday night as Mississippi defeated Vanderbilt 85-78. Ole Miss (15-8, 5-5 Southeastern Conference) placed four players in double figures and won for the third time in four starts. Tomasz Gielto scored 16 points, Rasheed Brooks added 15 and Marcanvis Hymon had 13 points for the Rebels.

Luke Kornet led Vanderbilt (13-10, 5-5) with 20 points, including nine in the opening four minutes. Wade Baldwin IV and Nolan Cressler added 19 and 14 points for the Commodores, respectively. Vanderbilt was plagued by foul trouble, accounting for 30 of the 56 personal fouls that slowed the game.

Vanderbilt led by as many as 11 points in the first half and 39-37 at halftime. Ole Miss erased a 50-47 deficit with the decisive run and never trailed again. Martavious Newby and Moody converted six consecutive free throws in the final 15 seconds to seal it.

Ole Miss finished 24 of 67 (36 percent) from the field, while Vanderbilt shot 26 of 57 (46 percent). The Rebels had a decisive edge at the free throw line, hitting 27 of 38 (71 percent), while Vanderbilt managed only 17 of 27 (63 percent).

The frustrating loss for the Commodores came on what had been a season-defining turnaround. The Commodores had won five of the previous seven games, including a 77-60 win over No. 8 Texas A&M after starting 0-3 in SEC play.

Game 24 • Feb. 10, 2016
Missouri..... 71
vs. Vanderbilt..... 86
Nashville, Tenn. (Memorial Gym)

Table with columns: #, Player, FG, 3-PT, Rebounds, PF, TP, A, TO, Blk, Stl, Min. Includes player stats for PURYEAR, Kevin, ROBSBURG, Ryan, WALTON, K.J., WRIGHT, Narnon, CLARK, Wes, ISABELL, Trinaime, ALLEN, D'Angelo, WATKINS, Nathan, BARTON, Jimmy, GANT, Jakeenan, WOODS, Russell, WOLF, Adam, VANLEER, Cullen, and Team.

FG % 1st Half: 10-35 28.6% 2nd half: 17-37 45.9%
3FG % 1st Half: 1-9 11.1% 2nd half: 2-7 28.6%
FT % 1st Half: 5-7 71.4% 2nd half: 9-17 52.9%

Table with columns: #, Player, FG, 3-PT, Rebounds, PF, TP, A, TO, Blk, Stl, Min. Includes player stats for KORNET, Luke, ROBERSON, Jeff, JONES, Damian, BALDWIN IV, Wade, FISHER-DAVIS, Matthe, JUSTICE, Camron, TOYE, Joe, WATKINS, Nathan, LACHANCE, Riley, JOSEPHS, Carter, SEHIC, Samir, CRESSLER, Nolan, HENDERSON, Josh, and Team.

FG % 1st Half: 17-34 50.0% 2nd half: 14-31 45.2%
3FG % 1st Half: 7-17 41.2% 2nd half: 1-12 8.3%
FT % 1st Half: 4-6 66.7% 2nd half: 12-21 57.1%

Score by periods table with columns: Period, 1st, 2nd, Total. Shows scores for Missouri and Vanderbilt.

NASHVILLE - Vanderbilt took care of business against a struggling Missouri team at home where the Commodores have been pretty good this season. Now they need to play as well on the road.

Wade Baldwin IV scored 17 points in leading five starters in double figures, and the Vanderbilt Commodores routed Missouri 86-71 for their second win in three games. The Commodores (14-10, 6-5 Southeastern Conference) now have won five straight at home and improved to 11-2 at Memorial Gym this season. But they are just 1-7 on the road.

Luke Kornet scored 13 points and grabbed 12 rebounds with five blocks. Damian Jones had 14 points before fouling out, Matthew Fisher-Davis had 13 and Jeff Roberson 12.

Missouri (8-16, 1-10) lost its ninth straight, and coach Kim Anderson noted his Tigers have struggled to start games well all season.

Ryan Rosburg scored a career-high 24 points, and the senior had his first double-double with 11 rebounds for the Tigers. Jakeenan Gant added 16 points in his return from a one-game suspension. Narnon Wright had 11, and Kevin Puryear 10.

Jones scored the first six points of the game, giving Vanderbilt the lead from the start. The Commodores never trailed and knocked down three straight 3-pointers by three different players, the last by Nolan Cressler, in building that lead to 26-11. By halftime, they led 45-26.

Vanderbilt coach Kevin Stallings called it a tough game. The Commodores led 52-36 when they scored nine straight with Jones and Kornet both dunking in the run for their biggest lead of the game at 61-36 with 14:30 left. The Tigers shot 45.9 percent (17 of 37) in the second half but couldn't get closer than 13 in the final six minutes.



Game 25 • Feb. 13, 2016

Vanderbilt..... 86
at Auburn 57
Auburn, Ala. (Auburn Arena)

Table with columns: #, Player, Total, 3-Ptr, Rebounds, FT-FTA, PF, TP, A TO Blk, Stl, Min. Includes player stats for Vanderbilt 86 vs Auburn 57.

Summary statistics for Vanderbilt 86 vs Auburn 57, including FG%, 3FG%, FT%, and team totals.

Score by periods table for Vanderbilt vs Auburn, showing 1st, 2nd, 3rd, and 4th quarter scores.

Technical fouls and attendance information for the Vanderbilt vs Auburn game.

AUBURN, Ala. - Vanderbilt opened the second half with a flurry of 3-pointers to help turn a comfortable lead into a Southeastern Conference road rout.

Damian Jones helped stake Vanderbilt to a double-digit halftime lead and finished with 17 points and nine rebounds in the Commodores' 86-57 romp over Auburn.

Vanderbilt (15-10, 7-5 SEC) rapidly grew a healthy 13-point halftime lead into a 20-point margin with three straight 3-pointers to open the second half, including two by Wade Baldwin IV.

The lead ballooned to 39 before he emptied his bench. Matthew Fisher-Davis added 16 points for Vandy, which turned the game into a blowout with a scorching second half.

Jones, who had 15 points by halftime, made 8 of 12 shots and only played seven minutes in the second half. Jones had six offensive rebounds after being held to nine points in Vandy's last road game at Mississippi.

Fisher-Davis made four 3-pointers while Baldwin had nine points and seven assists. Nolan Cressler scored 11 points and made 5 of 6 shots.

The short-handed Tigers (9-15, 3-9) lost their seventh straight game. Leading scorer Kareem Canty, who had been suspended indefinitely, announced Thursday night that he was leaving school to turn pro.

Without him, the 250-pound Cinneon Bowers started as the point guard. Bowers had 12 points, 15 rebounds and five assists and was involved in all but eight of Auburn's baskets. Bryce Brown and TJ Lang each had 14 points for the Tigers.

Vanderbilt outrebounded Auburn 47-38 and took good care of the ball. The Commodores dished out 21 assists and had only six turnovers.

Luke Kornet, who had Vandy's second triple double in the initial meeting of the season, had five points, seven rebounds and two blocked shots. The Commodores won both games handily.

Game 26 • Feb. 16, 2016

Vanderbilt..... 74
at Mississippi State 75
Starkville, Miss. (Humphrey Coliseum)

Table with columns: #, Player, Total, 3-Ptr, Rebounds, FT-FTA, PF, TP, A TO Blk, Stl, Min. Includes player stats for Vanderbilt 74 vs Mississippi State 75.

Summary statistics for Vanderbilt 74 vs Mississippi State 75, including FG%, 3FG%, FT%, and team totals.

Score by periods table for Vanderbilt vs Mississippi State, showing 1st, 2nd, 3rd, and 4th quarter scores.

Technical fouls and attendance information for the Vanderbilt vs Mississippi State game.

STARKVILLE - Mississippi State's Quinndry Weatherspoon made a 3-pointer as time expired to lead Mississippi State to a 75-74 win over Vanderbilt.

The winner by Weatherspoon capped off the Bulldogs' rally in the second half where Vanderbilt led by as many as 17 points. Weatherspoon finished with a career-high 24 points and was 4 of 6 from 3-point range.

Gavin Ware had 18 points and 13 rebounds for the Bulldogs (11-14, 4-9 SEC), marking his seventh double-double of the season and the 17th of his career. Craig Sword finished with 14 points for Mississippi State.

Damian Jones and Matthew Fisher-Davis each had 20 points for Vanderbilt (15-11, 7-6). Jones also had 10 rebounds while Fisher-Davis was 6 of 9 from behind the arc. Jeff Roberson and Wade Baldwin finished 12 and 10 points, respectively.

An I.J. Ready 3-pointer brought Mississippi State within 71-70 in the final minute before Vanderbilt's Riley LaChance made 1 of 2 free throws with 26 seconds left.

On the final possession, Malik Newman missed a 3 that was rebounded by Ware. The ball was thrown out to Ready who found Weatherspoon in the left corner on the winning shot.

Vanderbilt took control early in the first half, largely due to the Commodores' size advantage in the post and deadly shooting beyond the arc. Vanderbilt hit four three-pointers in the opening 10 minutes en route to a 21-7 lead.

Mississippi State answered with an 11-2 run that was capped by Ware's 3-point play with 7:19 left in the first half. But the Bulldogs would get no closer than five points the rest of the half and trailed 41-32 at halftime.

Vanderbilt made six three-pointers and held the Bulldogs without an offensive rebound in the first half. Fisher-Davis had five 3s and scored 17 before halftime.

Mississippi State shot 48.3 percent for the game and the Bulldogs were 7 of 17 beyond the arc. Vanderbilt shot 44 percent and made 10 of 23 3-pointers.

Game 27 • Feb. 20, 2016

Georgia..... 67
at Vanderbilt 80
Nashville, Tenn. (Memorial Gym)

Table with columns: #, Player, Total, 3-Ptr, Rebounds, FT-FTA, PF, TP, A TO Blk, Stl, Min. Includes player stats for Georgia 67 vs Vanderbilt 80.

Summary statistics for Georgia 67 vs Vanderbilt 80, including FG%, 3FG%, FT%, and team totals.

Score by periods table for Georgia vs Vanderbilt, showing 1st, 2nd, 3rd, and 4th quarter scores.

Technical fouls and attendance information for the Georgia vs Vanderbilt game.

NASHVILLE - The Vanderbilt Commodores finally have had enough of watching big leads turn into painful losses.

Damian Jones scored 15 points and grabbed a career-high 16 rebounds leading five Commodores in double figures as Vanderbilt grabbed a big lead early and held on in beating Georgia 80-67.

The Commodores (16-11, 8-6 Southeastern Conference) won for the third time in four games, this time bouncing back after blowing a 17-point lead Tuesday night when they lost at Mississippi State on a buzzer-beating 3-pointer. That was the fifth time the Commodores had blown a double-digit lead and their second loss this season when leading by at least 16.

That prompted coach Kevin Stallings to criticize his Commodores, including himself, for struggling so after being picked to finish second in the SEC. Against Georgia, Wade Baldwin IV added a team-high 17 points. Fisher-Davis had 13, Jeff Roberson 12 and Luke Kornet 11. Georgia (14-11, 7-7) lost its third in four games.

J. J. Frazier led Georgia with 21 points, Yante Maten added 19 points and Derek Ogbeide had 11.

This game featured not just the SEC's two best defenses but two of the country's stingiest with Georgia holding opponents to a league-best 37.8 percent shooting with Vanderbilt just behind at 38 percent, good for seventh nationally. Playing at Memorial Gym, the Commodores shot 45.5 percent (25 of 55) while holding Georgia to 38.1 percent (24 of 63).

The Bulldogs led only once on the opening jumper by Ogbeide. Vanderbilt answered with the next 10 points, which included back-to-back baskets by Baldwin, one a 3-pointer, and finished with a 3-point play from Roberson. The Commodores pushed that lead to as much as 16 late in the half Joe Toye's dunk with 3:08 left at 35-19.

Georgia finished the half with six unanswered points to pull within 37-28.

Vanderbilt scored the first four points of the second half, but the Commodores went cold going nearly six minutes between buckets after Jones' dunk before Camron Justice hit a 3-pointer from the right corner with 11:53 left. In that time, Kenny Gaines finally started shooting after missing his first six shots, knocking down a jumper with 13:36 to go.

Georgia got within four a couple times, the last at 56-62 on a driving layup by Maten. The Bulldogs got no closer once Vandy put together a 7-0 spurt capped by a 3-pointer by Fisher-Davis with 4:35 left.



Game 28 • Feb. 23, 2016

Vanderbilt..... 87
vs. Florida..... 74
Gainesville, Fla. (O'Connell Center)

Table with columns: # Player, FG, 3-PT, Rebounds, FT, PF, TP, A, TO, Blk, Stl, Min. Lists stats for Vanderbilt players like KORNET, Luke and ROBERSON, Jeff.

Summary table for Game 28 showing FG %, 3FG %, FT %, and game time for Vanderbilt and Florida.

Score by periods table for Game 28 showing 1st, 2nd, 3rd, and Total scores for both teams.

GAINESVILLE - If Vanderbilt makes the NCAA Tournament, the Commodores probably will be able to point to two circus shots against Florida.

Damian Jones scored a career-high 27 points, Jeff Roberson added 18 points and 10 rebounds and Vandy beat the Gators 87-74 Tuesday night for a resume-building road win.

"Damian was obviously spectacular," Vandy coach Kevin Stallings said. "Jeff Roberson was spectacular."

Wade Baldwin IV chipped in 13 for Vanderbilt (17-11, 9-6 Southeastern Conference), which won for the fourth time in five games. Stallings' team also snapped a four-game skid in Gainesville.

Although the Gators (17-11, 8-7) had no answer for Jones inside -- he made 12 of 13 shots -- the biggest difference may have been two amazing shots the Commodores made.

Trailing 37-35 in the final seconds of the first half, Florida looked like it would tie the game. But Schuyler Rimmer had an easy layup blocked, and Josh Henderson tossed in an 80-footer at the buzzer.

For Henderson, a fifth-year senior averaging 11 minutes a game, it was just the second try of his career. Teammates mobbed him near the free-throw line before both teams headed to the locker room.

"We had a couple of lucky plays and balls went in, but we always tell our team that when you're the aggressor, it's amazing how many times those balls go in," Stallings said.

Justin Leon led Florida with 16 points, John Egbunu added 14, and Devin Robinson finished with 11.

Florida's biggest problem was defense. Vanderbilt shot 57.7 percent -- by far the highest percentage the Gators have given up this season. The Commodores finished 10 of 20 from 3-point range.

Despite Vandy's gaudy offensive numbers, Florida still had plenty of chances.

Trailing 69-67, the Gators had at least four attempts to tie or take the lead. Eventually, the Commodores took over and put the game away with a 14-2 run.

Game 29 • Feb. 27, 2016

Kentucky..... 62
vs. Vanderbilt..... 74
Nashville, Tenn. (Memorial Gym)

Table with columns: # Player, FG, 3-PT, Rebounds, FT, PF, TP, A, TO, Blk, Stl, Min. Lists stats for Kentucky players like Lee, Marcus and Pyothress, Alex.

Summary table for Game 29 showing FG %, 3FG %, FT %, and game time for Kentucky and Vanderbilt.

Score by periods table for Game 29 showing 1st, 2nd, 3rd, and Total scores for both teams.

Summary table for Game 29 showing FG %, 3FG %, FT %, and game time for Kentucky and Vanderbilt.

Score by periods table for Game 29 showing 1st, 2nd, 3rd, and Total scores for both teams.

NASHVILLE - Matthew Fisher-Davis tied his career-high with 20 points, and Vanderbilt upset No. 16 Kentucky 74-62 for its third straight victory and first over the Wildcats at Memorial Gym since 2011.

The Commodores (18-11, 10-6 SEC) have won six of their last eight to move closer to the top of the Southeastern Conference standings with two games left in the regular season. Vanderbilt came into this game tied with LSU for fourth place and is just a loss behind Kentucky for the league lead.

Jeff Roberson scored 16 points, twice scoring just before the shot clock expired in the second half. Damian Jones added 15 and Wade Baldwin IV had 14. Vanderbilt had lost three straight to Kentucky, including a 76-57 loss at Rupp Arena on Jan. 23.

Kentucky (21-8, 11-5) lost for the second time in three games despite freshman Jamal Murray scoring 33 points. Tyler Ulis added 12 points despite going 5 of 20, and coach John Calipari sent most of his bench to the locker room with 34 seconds left anticipating fans rushing the court.

Vanderbilt fans did just that to celebrate with the Commodores who have beaten consecutive ranked opponents after losing 13 straight against Top 25 competition.

Kentucky missed its final nine shots and went scoreless over the final 3:47 of a game that pitted the SEC's two best shooting teams and stingiest defenses. The Wildcats shot very well in the first half but hit only 7 of 26 (26.9 percent) in the second. That's when Vanderbilt took over on a court they play so very well on this season.

The Wildcats never led by more than eight points but were up 45-38 on a basket by Isaiah Briscoe.

Vanderbilt answered with a 13-2 run capped by consecutive 3-pointers by Fisher-Davis putting the Commodores up 51-47 with 14:38 left and prompting Calipari to take a timeout. Fisher-Davis' first 3 gave Vandy its first lead since midway through the first half.

Kentucky last got within 58-56 on a jumper by Briscoe midway through the half before going cold. Vanderbilt padded the lead at the free throw line in the final minute before the celebration began.

Game 30 • Mar. 1, 2016

Tennessee..... 69
vs. Vanderbilt..... 86
Nashville, Tenn. (Memorial Gym)

Table with columns: # Player, FG, 3-PT, Rebounds, FT, PF, TP, A, TO, Blk, Stl, Min. Lists stats for Tennessee players like Moore, Armani and Schofield, Admiral.

Summary table for Game 30 showing FG %, 3FG %, FT %, and game time for Tennessee and Vanderbilt.

Score by periods table for Game 30 showing 1st, 2nd, 3rd, and Total scores for both teams.

Summary table for Game 30 showing FG %, 3FG %, FT %, and game time for Tennessee and Vanderbilt.

Score by periods table for Game 30 showing 1st, 2nd, 3rd, and Total scores for both teams.

NASHVILLE - Getting payback against an in-state rival makes for a very sweet victory.

Sweeping that opponent for the first time since 2009-10? Even better.

Wade Baldwin IV scored 17 points, and the Vanderbilt Commodores routed Tennessee 86-69 for their fourth straight win and second this season over the Volunteers.

The Commodores (19-11, 11-6) now have won six of seven, and they remain a loss behind No. 22 Kentucky in the Southeastern Conference standings with a game remaining in the regular season. They went into Tuesday night tied with South Carolina and LSU and a game back of Kentucky and Texas A&M.

Damian Jones and Jeff Roberson each added 14 points for Vanderbilt. Nolan Cressler had 11.

Tennessee (13-17, 6-11) lost for the fifth time in six games. Shembari Phillips scored a game-high 23 points for the Vols, Armani Moore added 13 on a day where he had a fever that broke before tipoff and Admiral Schofield had 12.

The Vols played without leading scorer Kevin Punter who missed his fourth straight game with a stress fracture in his right foot, and Robert Hubbs III missed his second with an injured right knee.

Stallings gave rare starts to two senior reserves and a sixth-year grad student on Senior Night and Tennessee took advantage to lead at 6-4. The Vols last led at 16-15 on Detrick Mostella's 3-pointer with 7:47 left.

Roberson's 3-point play with 7:18 remaining started the Commodores on a 28-8 run to tie the half, putting Vanderbilt up 43-24 at halftime.

Vanderbilt pushed that to 21 when Baldwin's jumper was changed on review to a 3-pointer with 16:27 left. With Tennessee driving to the bucket for layup after layup, the Vols pulled within 59-49 with 11:02 to go on a pair of free throws by Phillips.

The Commodores used their defense to start them on a 15-0 run. Matthew Fisher-Davis stole the ball and passed to Cressler for a layup, and Baldwin got a steal on the next possession. Camron Justice got a steal to set up his own layup, and Baldwin's two free throws gave Vandy its biggest lead at 74-49 lead with 7:14 remaining.



Game 21 • Mar. 5, 2016

Vanderbilt..... 67
 at Texas A&M..... 76
 College Station, Texas (Reed Arena)

Vanderbilt 67 • 19-12; 11-7 SEC

#	Player	Total		3-Ptr		Rebounds			PF	TP	A	TO	Blk	Stl	Min
		FG	FGA	FG	FGA	FT	FTA	Off							
03	KORNET, Luke	* 1-8	0-4	0-0	1-3	4	2	1	6	1	31				
04	BALDWIN IV, Wade	* 2-7	1-3	6-6	1-2	3	1	11	8	2	0	0	32		
05	FISHER-DAVIS, Matthe	* 4-8	2-4	0-0	0-2	2	1	10	3	3	0	2	35		
11	ROBERSON, Jeff	* 2-5	1-2	0-0	2-5	7	3	5	1	3	0	0	23		
30	JONES, Damian	* 4-6	0-0	3-3	1-1	2	5	11	0	2	0	0	19		
00	JUSTICE, Camron	3-5	2-4	0-0	0-1	1	1	8	0	1	0	0	13		
02	TOYE, Joe	1-1	1-1	0-0	0-0	0	0	3	0	0	0	0	1		
13	LACHANCE, Riley	3-9	3-7	0-0	2-4	6	1	9	3	0	0	0	28		
21	SEHIC, Samir	1-1	0-0	0-0	2-1	3	0	2	1	0	0	0	6		
24	CRESSLER, Nolan	0-0	0-0	0-0	0-0	0	0	0	0	0	0	0	2		
40	HENDERSON, Josh	3-3	0-0	2-2	0-2	2	2	6	0	3	1	0	10		
	Team				2-1	3									
	Totals	23-53	10-25	11-11	11-22	33	18	67	17	15	7	3	200		

FG % 1st Half: 11-24 45.8% 2nd half: 12-29 41.4% Game: 23-53 43.4% Deadball
 3FG % 1st Half: 5-12 41.7% 2nd half: 5-11 45.5% Game: 10-25 40.0% Rebounds
 FT % 1st Half: 5-5 100.0 2nd half: 6-6 100.0 Game: 11-11 100.0 0

Texas A&M 76 • 24-7; 13-5 SEC

#	Player	Total		3-Ptr		Rebounds			PF	TP	A	TO	Blk	Stl	Min
		FG	FGA	FG	FGA	FT	FTA	Off							
11	Anthony Collins	* 2-6	2-5	2-2	0-5	1	1	8	1	0	1	1	16		
12	Jalen Jones	* 6-14	0-2	5-8	6-5	11	3	17	1	3	0	1	31		
21	Alex Canuso	* 1-3	0-0	2-2	1-3	4	2	4	8	1	0	1	31		
23	Damian House	* 4-14	0-6	3-6	3-1	4	1	11	3	2	0	1	31		
34	Tyler Davis	* 6-9	0-0	4-5	2-3	5	3	16	2	0	3	0	21		
01	DJ Hogg	2-6	2-3	0-0	0-0	0	0	2	6	2	0	1	27		
03	Admon Gilder	3-4	2-3	0-0	1-1	2	8	2	0	0	1	1	17		
10	Tonny Trocha-Morelos	2-5	0-1	0-0	2-3	5	1	4	2	1	0	1	20		
13	Juan Aparicio	0-0	0-0	0-0	0-0	0	0	0	0	0	0	0	0+		
25	Kyle Dobbins	0-0	0-0	0-0	0-0	0	0	0	0	0	0	0	0+		
33	TJ Distefano	0-0	0-0	0-0	0-0	0	0	0	0	0	0	0	0+		
42	Tavario Miller	1-1	0-0	0-0	0-1	1	0	2	0	0	0	1	6		
	Team				2-1	3									
	Totals	27-62	6-20	16-23	17-19	36	15	76	21	7	5	7	200		

FG % 1st Half: 14-35 40.0% 2nd half: 13-27 48.1% Game: 27-62 43.5% Deadball
 3FG % 1st Half: 3-12 25.0% 2nd half: 3-8 37.5% Game: 6-20 30.0% Rebounds
 FT % 1st Half: 8-11 72.7% 2nd half: 8-12 66.7% Game: 16-23 69.6% 3

Officials: Pat Adams, Mike Nence, Brian Shey
 Technical fouls: Vanderbilt-None, Texas A&M-None.
 Attendance: 12007

Score by periods	1st	2nd	Total
Vanderbilt	32	35	67
Texas A&M	39	37	76

	In	Off	2nd	Fast
Points	22	23	67	
FU	22	14	10	0
TAMU	40	27	16	8

Last FG - VU 2nd 00:19, TAMU 2nd 00:19. Score tied - 7 times.
 Largest lead - VU by 2 1st-19:22, TAMU by 20 2nd-08:21. Lead changed - 7 times.

COLLEGE STATION, Texas - Jalen Jones scored 17 points as No. 20 Texas A&M clinched the No. 1 seed in the Southeastern Conference tournament and a share of the regular-season title with a 76-67 victory over Vanderbilt.

Freshmen Tyler Davis added 16 for the Aggies (24-7, 13-5 Southeastern Conference), who had not won a conference crown since winning the Southwest Conference title in 1986. They captured their share of the SEC title, along with Kentucky, in their fourth season in the league.

Wade Baldwin IV and Damian Jones each scored 11 points for Vanderbilt (19-12, 11-7 SEC).

The Aggies dominated the Commodores in points in the paint (40-22), points off turnovers (27-14) and fast-break points (8-0).

The Aggies and Commodores started slowly, and the game was tied at 12 with 12 minutes remaining in the first half. The offenses picked up the pace over the next eight minutes, and Vanderbilt led 30-29 with 3:46 remaining in the half.

But the Aggies, buoyed by a 3-pointer from freshman D.J. Hogg, closed out the first-half scoring on a 10-2 run to take a 39-32 lead at the break. A&M then kept Vanderbilt at arms' length the remainder of the game, increasing its lead to as many as 20 points about midway through the second half.

The Aggies defined streakiness this season, winning won their first seven league games, losing their next five and winning their last six to close out the regular season. On Saturday, A&M avenged a 77-60 loss at Vanderbilt on Feb. 4, the Aggies' worst loss of the season.



THE LAST TIME...

VANDERBILT INDIVIDUALS

Scoring:

Scored 25 points – Damian Jones (27), at Florida, 2/23/2016

Scored 30 points – Jeffery Taylor (30), at Davidson, 12/7/2011

Scored 35 points – Billy McCaffrey (35), vs. Georgia, 2/24/1993

Scored 40 points – Shan Foster (42) vs. Mississippi State, 3/5/2008

Two Players Had 20 Points – Matthew Fisher-Davis (20), Damian Jones (20) at Miss. State, 2/16/2016

Three Players Had 20 Points – Derrick Byars (28), Shan Foster (21) and Ross Neltner (20) vs. Toledo, 12/2/2006

Scored 20 Points in Two Straight Games – Damian Jones vs. Florida (20) 1/26/16, at Texas (26), 1/30/2016

Scored 20 Points in Three Straight Games – John Jenkins at Ole Miss (26), 2/16/2012, at Georgia (28), 2/19/2012, vs. S. Carolina (21), 2/22/2012

Scored 20 Points in Four Straight Games – John Jenkins vs. Monmouth (25), 11/25/11, vs. Xavier (20), 11/28/11, at Louisville (27), 12/2/2011, at Davidson (22), 12/7/2011

Scored 20 Points in Five Straight Games – Shan Foster vs. Georgia (29), 2/23/2008; vs. Tennessee (32), 2/26/2008; at Arkansas (22), 3/1/2008; vs. Mississippi State (42), 3/5/2008; at Alabama (21), 3/8/2008

Scored 20 Points in Six Straight Games – Shan Foster vs. Georgia (29), 2/23/2008; vs. Tennessee (32), 2/26/2008; at Arkansas (22), 3/1/2008; vs. Mississippi State (42), 3/5/2008; at Alabama (21), 3/8/2008; vs. Auburn (26), 3/13/2008

Five Players Scored in Double Figures – Wade Baldwin (17), Damian Jones (15), Matthew Fisher-Davis (13), Jeff Roberson (12), Luke Kornet (11) vs. Georgia, 2/20/16.

Seven Players Scored in Double Figures – Damian Jones (10), Wade Baldwin IV (20), Riley LaChance (10), Nolan Cressler (14), Joe Toye (10), Matthew Fisher-Davis (12), Josh Henderson (11), vs. Detroit (12/2/15)

Four Players with 15 or more points – Jeffery Taylor (20), John Jenkins (17), Brad Tinsley (16), Lance Goulbourne (16), Festus Ezeli (15) at LSU, 2/26/2011

Double-Doubles:

Double-Double – Jeff Roberson (18 points, 10 rebounds) at Florida, 2/23/2016

20-10 game – Damian Jones (20 points, 10 rebounds) at Miss. State, 2/16/2016

30-10 game – A.J. Ogilvy (33 points, 10 rebounds) vs. Oregon, 11/11/2011

Back-to-back 20-10 games – Matt Freije vs. South Carolina (26 points, 11 rebounds)

1/28/04; vs. Kentucky (20 points, 11 rebounds) 1/31/04

Double-Double in Points and Rebounds – Jeff Roberson (18 points, 10 rebounds) at Florida, 2/23/2016

Double-Double in Points and Assists – Wade Baldwin IV (15 points, 10 assists) vs. Western Michigan, 12/30/2015

Double-Double in Points and Blocks – Luke Kornet (11 points, 10 blocks) vs. Auburn (1/12/2016)

Double-Double in Points and Steals – Never

Double-Double in Two Consecutive games – Damian Jones at Miss. State, 2/16/16 (20 points, 10 rebounds); vs. Georgia, 2/20/16 (15 points, 16 rebounds)

Double-Double in three consecutive games – Dan Langhi vs. Notre Dame (33 points, 10 rebounds) 11/21/1998; vs. Morehead State (18 points, 10 rebounds) 11/24/1998; vs. Ohio State (14 points, 17 rebounds) 11/28/1998

Two players record double-double – Damian Jones (24 points, 12 rebounds), Luke Kornet (10 points, 10 rebounds) vs. Trevecca, 11/16/2014

Triple-Doubles:

Triple-Double – Luke Kornet (11 points, 11 rebounds, 10 blocks) vs. Auburn, 1/12/16; Brad Tinsley (11 points, 10 rebounds, 10 assists) vs. Presbyterian, 11/12/2010

Field Goals:

Made 10 FG in a game – Damian Jones (10) at Saint Mary's, 3/18/15

Made 11 FG in a game – Kedren Johnson (11) vs. Davidson, 11/22/2012

Made 12 FG in a game – Damian Jones (12) at Florida, 2/23/2016

Made 16 FG in a game – Shan Foster (16) vs. Mississippi State, 3/5/2008

Attempted 15 FG in a game – Wade Baldwin IV (15) vs. Kentucky, 2/27/16

Attempted 16 FG in a game – Damian Jones (16) at Miss. State, 2/16/2016

Attempted 17 FG in a game – Luke Kornet (17) at Ole Miss, 2/6/16

Attempted 18 FG in a game – Rod Odom (18) vs. LSU, 3/6/14

Attempted 19 FG in a game – Rod Odom (19) vs. Missouri, 1/16/14

Attempted 20 FG in a game – Damian Jones (20), at Texas, 1/30/2016

Three-Pointers:

Made 5 3-pointers in a game – Matthew Fisher-Davis (5), at Texas, 1/30/2016

Made 6 3-pointers in a game – Matthew Fisher-Davis (6) at Miss. State, 2/16/2016

Made 7 3-pointers in a game – John Jenkins (7) vs. Lafayette, 12/21/2011

Made 8 3-pointers in a game – Shan Foster (8) vs. UMass, 1/5/2008

Made 9 3-pointers in a game – Shan Foster (9) vs. Mississippi State, 3/5/2008

Attempted 10 3-pointers in a game – Matthew Fisher-Davis (10) at Texas, 1/30/2016

Attempted 15 3-pointers in a game – John Jenkins (16) vs. Oregon, 11/11/2011

Free Throws:

Made 10 FT in a game – Wade Baldwin IV (10), vs. Dayton, 12/9/15

Made 12 FT in a game – Wade Baldwin IV (12) at Tennessee, 1/20/16

Made 13 FT in a game – A.J. Ogilvy (13) vs. DePaul, 12/5/2009

Made 18 FT in a game – Matt Freije (18) vs. Indiana, 11/24/2003

Attempted 12 FT in a game – Wade Baldwin IV (13) at Tennessee, 1/20/16

Attempted 14 FT in a game – Wade Baldwin IV (14) vs. Florida, 1/26/2016

Attempted 15 FT in a game – Eric McClellan (15) at Texas, 12/2/2013

Rebounds:

10 Rebounds in a game – Luke Kornet (11), vs. Kentucky, 2/27/2016

15 Rebounds in a game – Damian Jones (16) vs. Georgia, 2/20/2016

10+ Rebounds in Three Consecutive Games – Lance Goulbourne (16) vs. Ole Miss, 1/19/2011; (10) vs. St. Mary's, 1/22/2011; (12) at Miss. State, 1/27/2011

Assists:

8 Assists – Wade Baldwin IV (8) at Texas A&M, 3/5/2016

9 Assists – Wade Baldwin IV (9) at Miss. State, 2/16/2016

10 Assists – Wade Baldwin IV (10) vs. Auburn, 1/12/16

11 Assists – Mario Moore (13) vs. Arkansas, 2/19/2005

12 Assists – Mario Moore (13) vs. Arkansas, 2/19/2005

13 Assists – Mario Moore (13) vs. Arkansas, 2/19/2005

14 Assists – Billy McCaffrey (14) vs. Kentucky, 1/13/1993

5+ Assists in Four Consecutive Games – Wade Baldwin IV (8) vs. Texas A&M, 2/4/16; (9) at Ole Miss, 2/6/16; (7) vs. Missouri, 2/10/16; (7) at Auburn, 2/13/16; (9) at Miss. St., 2/16/16; (7) vs. Georgia, 2/20/16

8+ Assists in Two Consecutive Games – Atiba Prater (9) at Georgia, 2/2/2000; (9) vs. Boston College, 2/6/2000

Blocks:

4 Blocked Shots – Luke Kornet (4) at Florida, 2/23/2016

5 Blocked Shots – Luke Kornet (5) vs. Tennessee, 3/1/2016

6 Blocked Shots – Luke Kornet (6) at Texas A&M, 3/5/2016

7 Blocked Shots – Damian Jones (7) at S. Carolina, 2/13/14

10 Blocked Shots – Luke Kornet (10) vs. Auburn, 1/12/16

Steals:

4 Steals – Riley LaChance (4) at Saint Mary's, 3/18/15

5 Steals – Riley LaChance (5) vs. Penn, 12/22/2014

6 Steals – Dan Cage (6) vs. Furman, 11/28/2006

7 Steals – James Strong (8) vs. Morehead State, 11/24/1998

8 Steals – James Strong (8) vs. Morehead State, 11/24/1998

Minutes:

Played every minute – Rod Odom vs. Florida, 2/25/14

Played over 40 minutes – Matthew Fisher-Davis (41), Riley LaChance (40) at Arkansas, 1/5/2016

All 5 starters played 40 minutes – Steve Tchiengang (40), Brad Tinsley (40), Lance Goulbourne (41), Jeffery Taylor (41), and John Jenkins (41), at Louisville, 12/2/2011

Fouls:

Technical Foul – Wade Baldwin IV and Nolan Cressler, at Ole Miss, 2/6/15

Fouled Out – Damian Jones, at Texas A&M, 3/5/16

Two Players Fouled Out – Damian Jones, Jeff Roberson at Ole Miss, 2/6/2016

Three Players Fouled Out – Damian Jones, Jeff Roberson, Wade Baldwin IV at Ole Miss, 2/6/2016

TEAM

Started the game with Opponent Technical Foul – Furman bench, 12/22/2008

Scored 95 or more points – 102 vs. Detroit, 12/2/15 (W, 102-52)

Scored 100 or more points – 102 vs. Detroit, 12/2/2015 (W, 102-52)

Scored 100 or more points (SEC game) – 102 at Ole Miss, 2/16/2012 (W, 102-76)

Scored 110 or more points – 113 vs. Alabama A&M 12/30/1998 (W, 113-71)

Scored 110 or more points (SEC game) – 111 vs. Alabama 2/21/1972 (W, 111-91)

Scored 120 or more points – 130 vs. Ole Miss 12/22/1970 (W, 130-112)

Scored 120 or more points (SEC game) – 130 vs. Ole Miss 12/22/1970 (W, 130-112)

Scored 130 or more points – 130 vs. Ole Miss 12/22/1970 (W, 130-112)

Scored Less than 50 points – 38 at Tennessee (L, 76-38), 3/1/2014

Scored Less than 40 points – 38 at Tennessee (L, 76-38), 3/1/2014

Scored 20 or less points in half – 18 (1st half), 20 (2nd half) at Tennessee, 3/1/14, (L, 76-38)

Scored 90+ points in three consecutive games – 95 vs. Bradley, 11/24/2007 (W, 95-86); 91 vs. South Alabama, 11/29/2007 (W, 91-88); vs. Georgia Tech, 12/1/2007 (W, 92-79)

Allowed 90 or more points – 90, at Arkansas, 1/5/2016 (L, 85-90, OT)

Allowed 100 or more points – 106, Kentucky, 3/5/2003 (L, 44-106)

Allowed Less than 50 points – 41, vs. Austin Peay, 11/13/2015 (W, 80-41)

Allowed 40 or Less points – 31, at Mississippi State, 2/23/2013 (W, 72-31)

Shot 60% or better – .609 vs. Tenn. St., 11/23/14 (W, 78-46)

Shot 60% or better from three – .643 vs. Purdue, 12/13/14 (W, 81-71)

Shot over 67% FG – .679 vs. TSU, 12/19/2009 (W, 84-71)



THE LAST TIME...

Shot 50% or better – .577 at Florida, 2/23/2016
Shot lower than 30% – .224 at Florida 3/1/2014 (L, 76-38)
Allowed 60% shooting – .612 at Florida, 2/21/2009 (L, 68-82)
Scored 100 points in two consecutive games – 111 vs. North Alabama 12/20/1980 (W, 111-79) and 111 vs. Memphis 12/23/1980 (W, 111-96)
Scored 100 points in three consecutive games – Never
Scored 100 points in Consecutive SEC games – 104 vs. LSU 2/19/1972 (W, 104-83) and 111 vs. Alabama 2/21/1972 (W, 111-91)
Won game by 70 points or more – 71 vs. Union (Tenn.) (W, 95-24), 1911-12
Won game by 60 points or more – 71 vs. Union (Tenn.) (W, 95-24), 1911-12
Won game by 50 points or more – 50 vs. Detroit (W, 102-52) 12/2/2015
Lost by 25 or More Points – at Tennessee, 3/1/2014 (L, 76-38)
Game decided by one point – at Miss. State, 2/16/2016 (L, 75-74)
Two consecutive games decided by one point – at South Carolina (L, 70-71) 1/7/1998 and Tennessee (W, 80-79) 1/10/1998
Three consecutive games decided by one point – Never
Shot 90% or Better from Free Throw Line – 94.4% vs. Georgia (17-18) 2/27/2013
Shot less than 50% from Free Throw Line – 46.9% vs. Morgan State (15-32) 11/23/13
Shot less than 20% from 3PT – .150 (3-20) vs. Ole Miss 1/22/14 (L, 63-52)
Attempted 30 FT – 33 (21-33) vs. Florida, 1/26/2016
Attempted 35 FT – 39 (29-39) at Tennessee, 1/20/2016
Attempted 40 FT – 42 (29-42) vs. Florida, 2/3/2015
Attempted five or less FT – 3 vs. Chaminade, 11/24/2009
Made 30 FT – 38, vs. Western Carolina, 12/16/14
Made 15 3FG – 17 vs. Ole Miss, 1/15/2013
Won an Overtime Game – vs. Stony Brook 11/19/15 (W, 79-72)
Lost an Overtime Game – at Arkansas, 1/5/2016 (L, 85-90)
Played Two Overtimes – vs. Yale 1/3/15 (W, 79-74)
Played Three Overtimes – at Ole Miss 2/17/1982 (L, 51-48)
Played Four Overtimes – at Ole Miss 2/17/1982 (L, 51-48)
Played consecutive games that went to overtime – vs. Xavier 11/28/2011 (L, 82-70) and at Louisville, 12/2/2011 (L, 62-60)
Had 20 Turnovers – 26 at Arkansas, 1/5/2016
Had fewer than 10 Turnovers in two straight games – at Florida (9) 3/6/2013, vs. South Carolina (9) 3/9/2013
Had 10 Blocks – 10, vs. Auburn, 1/12/2016

OPPONENT - INDIVIDUALS

Scoring:
Scored 25 points – Kevin Punter (26) at Tennessee, 1/20/16
Scored 30 points – Jamal Murray (33) vs. Kentucky, 2/27/16

Scored 35 points – Ben Simmons (36), LSU, 1/2/2016
Scored 40 points – Morris Almond (44), Rice, 1/3/2007
Two Players Had 20 Points – Anthon Bell (26), Moses Kingsley (25) at Arkansas, 1/5/16
Five Players Scored in Double Figures M.J. Rhett (18), Jarvis Summers (16), Stefan Moody (14), Sebastian Saiz (12), LaDarius White (10) at Ole Miss, 3/7/2015
Six Players Scored in Double Figures – Bam Doyno (22), Dwayne Curtis (12), Todd Abernethy (11), Clarence Sanders (11), Polynice (10) and Williams (10), vs. Ole Miss, 1/27/2007
Four Players with 15 or more points – Erik Daniels (20), Marquis Estill (17), Kelenna Azubuike (16) and Gerald Fitch (15) vs. Kentucky, 3/5/2003

Double-Doubles:

Double-Double – Jalen Jones (17 points, 11 rebounds) at Texas A&M, 3/5/16
Triple-Double – Sam Muldrow (16 points, 14 rebounds and 10 blocks) at South Carolina, 1/8/2010
20-10 game – Ryan Rosburg (24 points, 11 rebounds), vs. Missouri, 2/10/2016
30-10 game – Ben Simmons (36 points, 14 rebounds), LSU, 1/2/2016

Double-Double in Points and Rebounds

– Jalen Jones (17 points, 11 rebounds) at Texas A&M, 3/5/16
Double-Double in Points and Assists – Nick Calathes (15 points, 10 assists) at Florida, 1/27/2008
Two players record double-doubles – Prince Ibeh (13 points, 11 rebounds), Kerwin Roach, Jr. (15 points, 11 rebounds), at Texas, 1/30/2016

Field Goals:

Made 10 FG in a game – Ben Simmons (10), LSU, 1/2/2016
Made 11 FG in a game – Jordan Mickey, vs. LSU (12), 1/24/15
Made 12 FG in a game – Jamal Murray, vs. Kentucky (12), 2/27/16
Made 13 FG in a game – Bobby Portis, at Arkansas (13), 1/10/15
Attempted 15 FG in a game – Ben Simmons (15), LSU, 1/2/2016
Attempted 16 FG in a game – Armani Moore (16), Tennessee, 3/1/2016
Attempted 17 FG in a game – Shembari Phillips, Tennessee (17), 3/1/2016
Attempted 18 FG in a game – T.J. Lang (18), at Auburn, 2/13/2016
Attempted 19 FG in a game – Taurean Prince (19) at Baylor, 12/6/2015
Attempted 20 FG in a game – Jamal Murray, vs. Kentucky (20), 2/27/16
Attempted 25 FG in a game – Stefan Moody (25) at Ole Miss, 2/6/16

Three-Pointers:

Made 5 3-pointers in a game – Kenny Gaines (5) vs. Georgia, 1/14/2015
Made 6 3-pointers in a game – Jamal Murray, vs. Kentucky (6), 2/27/16
Made 7 3-pointers in a game – Chandler Parsons (7) vs. Florida, 1/25/2009

Made 8 3-pointers in a game – Brian Sullivan (8) vs. Miami (OH), 1/2/2012
Attempted 10 3-pointers in a game – Jamal Murray, vs. Kentucky (10), 2/27/16

Free Throws:

Made 8 FT in a game – Q. Weatherspoon (8) at Miss. State, 2/16/2016
Made 9 FT in a game – Dusty Hannahs (9) at Arkansas, 1/5/16
Made 10 FT in a game – Stefan Moody (10) at Ole Miss, 2/6/16
Made 16 FT in a game – Ben Simmons (16), LSU, 1/2/2016
Made 17 FT in a game – Morris Almond (17) at Rice, 1/3/2007

Attempted 10 FT in a game – Q. Weatherspoon (10) at Miss. State, 2/16/2016

Attempted 13 FT in a game – Johnny O'Bryant III, (14) at LSU, 1/18/14
Attempted 14 FT in a game – Johnny O'Bryant III, (14) at LSU, 1/18/14
Attempted 15 FT in a game – Ben Simmons (19), LSU, 1/2/2016

Rebounds:

10 Rebounds in a game – Jalen Jones (11) at Texas A&M, 3/5/16
15 Rebounds in a game – Cinmeon Bowers (15) at Auburn, 2/13/2016
18 Rebounds in a game – Daniel Northern (18) vs. Tennessee Tech, 12/20/2008
19 Rebounds in a game – Omar Samhan (19) at St. Mary's, 11/20/2009
20 Rebounds in a game – Roy Rogers (20) at Alabama, 1/3/1996

Assists

8 Assists – Alex Caruso (8) at Texas A&M, 3/5/16
9 Assists – John Wall (9) at Kentucky, 1/30/2010
10 Assists – Alex Caruso (10) at Texas A&M, 1/31/2015
11 Assists – Dee Bost (11) vs. Mississippi State, 3/11/2011
12 Assists – G.G. Smith (12) vs. Georgia, 2/3/1999

Blocks:

4 Blocked Shots – Jameel Warner, (4), vs. Stony Brook, 11/19/15
5 Blocked Shots – Karl-Anthony Towns, (7), at Kentucky, 1/20/15
6 Blocked Shots – Karl-Anthony Towns, (7), at Kentucky, 1/20/15
7 Blocked Shots – A.J. Hammons, (7), at Purdue, 12/22/15
8 Blocked Shots – Jarvis Varnado (9) vs. Mississippi State, 2/3/2010
10 Blocked Shots – Sam Muldrow (10) at South Carolina, 1/8/2011

Steals:

5 Steals – Mack Myles (5) vs. Rutgers, 11/28/14
6 Steals – Michael Frazier (6) vs. Florida, 2/2/15
7 Steals – Aaron Lucas (7) at South Carolina, 1/19/2002
8 Steals – Steve Wojciechowski (8) at Duke, 11/22/1996

Two players with 3 steals – Bobby Portis (4), Rashad Madden (3) at Arkansas, 1/10/15

Minutes:

Played every minute – Kadeem Jack, Myles Mack vs. Rutgers, 11/28/14
Played over 40 minutes – Carson Puriefoy (44), vs. Stony Brook, 11/19/15

Fouls:

Technical Foul – Team, vs. Georgia, 2/20/16
Fouled Out – Alex Poythress, vs. Kentucky, 2/27/2016
Three Players Fouled Out – Donte' Williams, Nemanja Djurjistic, John Florveus vs. Georgia, 1/14/2012

OPPONENT - TEAM

Scored 90 or more points at Memorial Gym – 90 vs. LSU, 1/2/16 (LSU 90, Vanderbilt 85)
Scored 100 or more points – 106 at Kentucky 3/5/2003 (L, 44-106)
Scored 110 or more points – 120 vs. Kentucky 2/7/1996 (L, 81-120)
Scored 120 or more points – 120 vs. Kentucky 2/7/1996 (L, 81-120)
Scored 130 or more points – Never
Scored Less than 50 points – 41 vs. Austin Peay, 11/13/15 (W, 80-41)
Scored Less than 40 points – 31 at Mississippi State, 2/23/2013 (W, 72-31)
Shot 50% or Better – .550 at Kentucky, 1/23/2016 (L, 57-76)
Shot 60% or Better – .612 at Florida (UF 82, VU 68), 2/21/2009
Shot 60% or Better from 3PT – .667 (4-6), at Kentucky, 1/20/15 (L, 65-57)
Shot less than 30% FG – .290 (18-62), at Auburn, 2/13/2016 (W, 86-57)
Shot less than 15% from 3PT – .111 (2-18), vs. W. Michigan, 12/30/15 (W, 86-61)
Held Opponent Without a 3-Pointer – vs. Nebraska, 11/18/10 (W, 59-49)
Shot 90% or Better from Free Throw Line – 91.3, at Georgia (23-25), 1/27/2015
Shot less than 50% from Free Throw Line – .350, vs. Alabama, 1/16/2016 (W, 71-63)
Attempted 30 FT – 38 at Ole Miss, 2/6/2016
Attempted 40 FT – 42 at Mississippi State, 2/12/2007
Attempted 45 or More FT – 49 at South Carolina, 1/28/2009
Attempted five or less FT – 1 vs. Miami (OH), 1/2/2012
Made 20 FT – 21 at Florida, 2/23/2016
Made 30 FT – 32 at South Carolina, 1/28/2009
Made 0 FT – Georgia, 1/14/2009
Made 12 3PT – 12 at Kentucky, 1/30/2010
Made 15 3PT – 15 vs. Florida, 1/25/2009
Attempted 30 or more 3PT – 32 at Auburn, 2/13/2016
Had 20 Turnovers – 20 vs. MTSU, 12/21/2012



WADE BALDWIN IV

4

Sophomore, Guard
6'3" 194 lbs.
Belle Mead, N.J.
St. Joseph HS

SEASON HIGHS

- Points:** 25, at Tennessee (1/20/16)
- FG Made:** 7, 4x, last vs. TAMU (2/4/16)
- FG Atts:** 15, vs. Kentucky (2/27/16)
- 3FG Made:** 3, 5x, last vs. Tennessee (3/1/16)
- 3FG Atts:** 6, 3x, last vs. TAMU (2/4/16)
- FT Made:** 12, at Tennessee (1/20/16)
- FT Atts:** 14, vs. Florida (1/26/16)
- Rebounds:** 8, at Purdue (12/22/15)
- Assists:** 10, 2x, last vs. Auburn (1/12/16)
- Turnovers:** 8, at Arkansas (1/5/16)
- Blocks:** 1, 2x, last vs. W. Michigan (12/30/15)
- Steals:** 3, 3x, last vs. LSU (1/4/16)
- Minutes:** 39, vs. Georgia (2/20/16)

CAREER HIGHS

- Points:** 25, at Tennessee (1/20/16)
- FG Made:** 7, 4x, last vs. TAMU (2/4/16)
- FG Atts:** 15, vs. Kentucky (2/27/16)
- 3FG Made:** 4, 2x, last vs. Alabama (2/28/15)
- 3FG Atts:** 6, 3x, last vs. TAMU (2/4/16)
- FT Made:** 12, at Tennessee (1/20/16)
- FT Atts:** 14, vs. Florida (1/26/16)
- Rebounds:** 10, vs. S. Dakota St. (3/20/15)
- Assists:** 10, 3x, last vs. Auburn (1/12/16)
- Turnovers:** 8, at Arkansas (1/5/16)
- Blocks:** 1, 3x, last vs. Gardner-Webb (11/16/15)
- Steals:** 4, 2x, last at Miss. St. (1/17/15)
- Minutes:** 44, vs. Tennessee (2/11/15)

MISCELLANEOUS

	2015-16	Career
Double-Digit Pts.	25	41
5+ assists	15	27

BALDWIN IV NOTEBOOK

- Named second-team All-SEC team member by league coaches.
- Scored in double figures for 25th time this season with 11 points at Texas A&M.
- In last 10 games, he is averaging 14.5 points and 7.1 assists per game.
- Scored 24 points in win over Florida; His 25-point effort against Tennessee was a career-high. He was 5-9 from the floor, 3-6 from three, and 12-13 from the free throw line.
- His 4.76 assist per game average in his career would rank second on VU's all-time career list behind Jan van Breda Kolff's 5.38 average. His 5.13 average on the season would be tied for 6th on the single-season list.
- One of more athletic point guards in the nation - also boasts a 6'10 wing span.
- Named to the SEC All-Freshman team in 2015.
- Finished 2014-15 regular season fifth in the league in assists (4.4) in all games, and had 155 assists and only 67 turnovers in his freshman season. Led all SEC freshmen in assists. Also finished 8th in all games in steals (1.5) and 3rd in A/TO ratio (2.3) in all games.
- In league games only, finished the season fifth in steals (1.7), fourth in assists (4.54), and 8th in A/TO ratio (2.0). He led all freshmen in assists and steals in league games only.
- Finished freshman season tied for sixth all-time on the Vanderbilt single-season assist list with 155 assists.
- Recorded 50 steals in 2014-15, the second-most in last 13 seasons.
- Finished one assist shy of a triple-double vs. S. Dakota St. - had career-high 20 points and 10 rebounds, while adding nine assists.
- Won SEC Freshman of the Week after averaging 9.5 points, 7.5 assists, 6.0 rebounds, and 1.5 steals in wins over Lipscomb and Tennessee State.
- 6'3 guard from New Jersey who signed in the fall of 2013 with the Commodores...Slashing guard who played for St. Joseph Metuchen and captured a state championship his senior season with the Falcons.
- Led his St. Joseph's team to a 30-2 overall record and the Non-Public A New Jersey State Championship after averaging 15 points, 7.1 assists, 4.1 rebounds, and 2.6 steals
- Chose Vanderbilt over Connecticut, Virginia Tech, Florida State, Pittsburgh, and Minnesota

BALDWIN IV GAME-BY-GAME (SOPHOMORE)

Opponent	M	FG-A	3P-A	FT-A	Reb	PF	A	T	B	S	PTS
N13 Austin Peay*	24	6-11	1-2	1-2	4	3	4	2	0	1	14
N16 Gardner-Webb*	24	3-8	1-4	2-2	2	1	1	0	1	2	9
N19 Stony Brook	37	7-12	2-3	5-6	6	2	2	1	0	2	21
N23 vs. St. Johns*	25	2-6	1-2	4-4	3	3	6	3	0	2	9
N24 vs. Wake Forest*	22	6-8	3-4	2-2	4	2	2	3	0	2	17
N25 vs. Kansas*	35	5-12	1-3	0-1	2	5	2	1	0	1	11
D2 Detroit*	22	5-8	2-4	8-9	4	0	3	4	0	2	20
D6 @Baylor*	29	7-9	3-4	2-2	4	5	4	3	0	2	19
D9 Dayton*	31	4-12	0-2	10-11	0	3	2	4	0	1	18
D19 Wofford*	22	3-5	2-2	2-4	5	3	0	0	0	0	10
D22 @Purdue*	36	5-14	0-2	3-4	8	3	5	6	0	3	13
D30 W. Michigan*	33	4-8	2-6	5-6	4	1	10	1	1	3	15
J2 LSU*	34	3-7	2-4	9-10	6	3	7	1	0	3	17
J5 @Arkansas*	27	4-7	1-2	4-4	4	5	4	8	0	0	13
J9 @S. Carolina	30	3-13	0-2	7-11	3	5	4	3	0	2	13
J12 Auburn*	33	5-9	1-2	6-8	7	2	10	4	0	0	17
J16 Alabama*	32	1-4	0-0	6-9	5	1	5	3	0	1	8
J20 @Tennessee*	35	5-9	3-6	12-13	4	1	5	2	1	0	25
J23 @Kentucky*	32	1-9	0-1	5-6	1	1	2	5	1	1	7
J26 Florida*	35	7-13	1-1	9-14	2	2	4	3	0	1	24
J30 @Texas*	10	0-0	0-0	0-0	0	1	0	3	1	0	0
F4 Texas A&M*	32	7-12	3-6	0-0	3	2	8	1	0	0	17
F6 @Ole Miss*	38	5-10	2-5	7-7	6	5	9	2	1	2	19
F10 Missouri*	30	5-12	1-3	6-9	6	2	7	2	0	0	17
F13 @Auburn*	21	3-9	2-4	1-2	5	1	7	1	1	2	9
F16 @Miss. State*	38	3-12	1-5	3-5	5	2	9	2	0	1	10
F20 Georgia*	39	4-14	1-3	8-10	6	3	7	1	0	2	17
F23 @Florida*	34	4-8	1-2	4-7	4	3	3	6	2	1	13
F27 Kentucky*	36	4-15	0-2	6-8	1	3	6	1	1	0	14
M1 Tennessee	29	4-11	3-5	6-6	6	0	7	1	1	2	17
M5 @Texas A&M*	32	2-7	1-3	6-6	3	1	8	2	0	0	11

Baldwin's Overall Statistics at Vanderbilt

Year	GP	GS	Min	Avg	FG	FGA	Pct	3FG	3FGA	Pct	FT	FTA	Pct	Off	Def	Tot	Avg	PF	FO	Ast	TO	Blk	Stl	Pts	Avg
2014-15	35	24	1009	28.8	99	227	.436	43	98	.439	85	106	.802	17	128	145	4.1	86	3	155	67	4	50	326	9.3
2015-16	31	28	935	30.2	127	294	.432	41	94	.436	149	188	.793	12	110	122	3.9	77	5	159	83	11	38	444	14.3
TOTAL	66	52	1944	29.5	226	521	.434	84	192	.438	234	294	.796	29	238	267	4.0	163	8	314	150	15	88	770	11.7

Baldwin's SEC Statistics at Vanderbilt

Year	GP	GS	Min	Avg	FG	FGA	Pct	3FG	3FGA	Pct	FT	FTA	Pct	Off	Def	Tot	Avg	PF	FO	Ast	TO	Blk	Stl	Pts	Avg
2014-15	18	15	553	30.7	52	130	.400	25	57	.439	45	56	.804	13	65	78	4.3	46	1	80	41	3	30	174	9.7
2015-16	18	16	587	32.6	70	181	.387	23	56	.411	105	135	.778	9	68	77	4.3	42	3	112	48	8	18	268	14.9
TOTAL	36	31	1140	31.7	122	311	.392	48	113	.425	150	191	.785	22	133	155	4.3	88	4	192	89	11	48	442	12.3



DJERY BAPTISTE

12

Freshman, Center
6'10" 235 lbs.
Gonaives, Haiti
Prestonwood Christian HS

SEASON HIGHS

- Points:
- FG Made:
- FG Atts:
- 3FG Made:
- 3FG Atts:
- FT Made:
- FT Atts:
- Rebounds:
- Assists:
- Turnovers:
- Blocks:
- Steals:
- Minutes:

CAREER HIGHS

- Points:
- FG Made:
- FG Atts:
- 3FG Made:
- 3FG Atts:
- FT Made:
- FT Atts:
- Rebounds:
- Assists:
- Turnovers:
- Blocks:
- Steals:
- Minutes:

MISCELLANEOUS

BAPTISTE NOTEBOOK

- ✦ Redshirting the 2015-16 season.
- ✦ Signed with the Commodores in November of 2014...Chose the Commodores over UConn, SMU, Oregon, and USC, and was ranked the eighth-best player in the state of Texas according to ESPN.
- ✦ Originally from Haiti, Baptiste is one of the most physically impressive prospects in the 2015 class. He speaks four languages and hopes to one day be a diplomat in his native country.
- ✦ Attended the Prestonwood Christian Academy in Plano, Texas, where he averaged 10 points, 10 rebounds, three blocks, two assists, and one steal in his senior season...Helped lead his Lion teams to four consecutive state championships...Named his team's Defensive Player of the Year in his senior season.
- ✦ Djery Jean Baptiste...November 12, 1995...Son of Hebert Jean Baptiste and Wislonde Destin...Plans to major in Public Policy and Linguistics...Recipient of the Myer Family Men's Basketball Scholarship...Advice to youngsters: "Seek God."

BAPTISTE GAME-BY-GAME (FRESHMAN)

Opponent	M	FG-A	3P-A	FT-A	Reb	PF	A	T	B	S	PTS
N13 Austin Peay	DNP										
N16 Gardner-Webb	DNP										
N19 Stony Brook	DNP										
N23 vs. St. Johns	DNP										
N24 Maui	DNP										
N25 Maui	DNP										
D2 Detroit	DNP										
D6 @Baylor	DNP										
D9 Dayton	DNP										
D19 Wofford	DNP										
D22 @Purdue	DNP										
D30 W. Michigan	DNP										
J2 LSU	DNP										
J5 @Arkansas	DNP										
J9 @S. Carolina	DNP										
J12 Auburn	DNP										
J16 Alabama	DNP										
J20 @Tennessee	DNP										
J23 @Kentucky	DNP										
J26 Florida	DNP										
J30 @Texas	DNP										
F4 Texas A&M	DNP										
F6 @Ole Miss	DNP										
F10 Missouri	DNP										
F13 @Auburn	DNP										
F16 @Miss. State	DNP										
F20 Georgia	DNP										
F23 @Florida	DNP										
F27 Kentucky	DNP										
M1 Tennessee	DNP										
M5 @Texas A&M	DNP										

Baptiste's Overall Statistics at Vanderbilt

Year	GP	GS	Min	Avg	FG	FGA	Pct	3FG	3FGA	Pct	FT	FTA	Pct	Off	Def	Tot	Avg	PF	FO	Ast	TO	Blk	Stl	Pts	Avg
------	----	----	-----	-----	----	-----	-----	-----	------	-----	----	-----	-----	-----	-----	-----	-----	----	----	-----	----	-----	-----	-----	-----

Baptiste's SEC Statistics at Vanderbilt

Year	GP	GS	Min	Avg	FG	FGA	Pct	3FG	3FGA	Pct	FT	FTA	Pct	Off	Def	Tot	Avg	PF	FO	Ast	TO	Blk	Stl	Pts	Avg
------	----	----	-----	-----	----	-----	-----	-----	------	-----	----	-----	-----	-----	-----	-----	-----	----	----	-----	----	-----	-----	-----	-----



NOLAN CRESSLER

24

RS Junior, Guard
6'4" 210 lbs.
Pittsburgh, Pa.
Cornell/Plum HS

SEASON HIGHS

- Points:** 14, 3x, last at Ole Miss (2/6/16)
- FG Made:** 6, 2x, last vs. W. Michigan (12/30/15)
- FG Atts:** 12, vs. Detroit (12/2/15)
- 3FG Made:** 2, 3x, last at Ole Miss (2/6/16)
- 3FG Atts:** 6, 2x, last at Ole Miss (2/6/16)
- FT Made:** 4, at Ole Miss (2/6/16)
- FT Atts:** 8, at Ole Miss (2/6/16)
- Rebounds:** 5, vs. Dayton (12/9/15)
- Assists:** 4, vs. Gardner-Webb (11/16/15)
- Turnovers:** 2, 3x, last at at Ole Miss (2/6/16)
- Blocks:** 1, vs. Austin Peay (11/13/15)
- Steals:** 1, vs. Missouri (2/10/16)
- Minutes:** 22, 2x, last vs. Wofford (12/19/15)

CAREER HIGHS

- Points:** 34, vs. Brown (2/22/14)
- FG Made:** 11, vs. Siena (11/22/13)
- FG Atts:** 22, vs. Penn (3/8/14)
- 3FG Made:** 6, vs. Brown (2/22/14)
- 3FG Atts:** 13, at W. Michigan (11/29/13)
- FT Made:** 10, 2x, last vs. Brown (2/22/14)
- FT Atts:** 14, vs. Brown (2/22/14)
- Rebounds:** 9, 2x, last at Notre Dame (12/1/13)
- Assists:** 4, 3x, last vs. Gardner-Webb (11/16/15)
- Turnovers:** 4, 4x, last vs. Princeton (3/7/14)
- Blocks:** 1, 4x, last vs. Austin Peay (11/13/15)
- Steals:** 3, at Binghamton (12/30/13)
- Minutes:** 37, 4x, last vs. Brown (2/22/14)

MISCELLANEOUS

	2015-16	Career
Double-Digit Pts.	6	41
20+ Points		11
5+ threes		5

CRESSLER NOTEBOOK

- ✪ Tallied sixth game in double figures with 11 points vs. Tennessee in 12 minutes.
- ✪ Tied season high with 14 points at Ole Miss in only 13 minutes of action.
- ✪ Scored season-high 14 points vs. Detroit on season-best six made field goals.
- ✪ Tallied 10 points vs. St. John's in Maui.
- ✪ 6'4 guard who transferred to Vanderbilt from Cornell in the summer of 2014.
- ✪ Averaged 16.8 points, 4.2 rebounds, and 1.6 assists in his sophomore season with the Big Red...Named an honorable-mention All-Ivy selection as a sophomore...Has two years of eligibility remaining after sitting out the 2014-15 season.
- ✪ Led the team in scoring with 16.8 points per game with the Big Red.
- ✪ Also averaged 4.2 rebounds, and 1.6 assists per contest.
- ✪ Scored a career-high 34 points against Brown..His 469 points ranked 14th in a single season at Cornell, while his 68 3-pointers sits 11th... He shot 41 percent from the floor and 36 percent from 3-point range while adding 4.2 rebounds and 1.6 assists per contest.
- ✪ Scored 27 points, including five 3-pointers, at 2013 MAC champion Western Michigan, and notched 25 points on 11-of-19 shooting vs. Siena, adding three rebounds and two assists.
- ✪ Opened the 2013-14 season with a bang, scoring a career-best 23 points in the season opener at Syracuse, including 20 in the first half.

CRESSLER GAME-BY-GAME (JUNIOR)

Opponent	M	FG-A	3P-A	FT-A	Reb	PF	A	T	B	S	PTS
N13 Austin Peay	22	2-5	1-3	1-2	4	3	0	1	1	0	6
N16 Gardner-Webb	18	2-3	1-2	2-2	4	1	4	1	0	0	7
N19 Stony Brook*	14	2-2	0-0	0-0	1	1	0	0	0	0	4
N23 vs. St. Johns	17	4-7	2-4	0-0	2	1	2	1	0	0	10
N24 vs. Wake Forest	15	1-4	0-2	0-0	4	1	2	1	0	0	2
N25 vs. Kansas	21	2-6	1-5	0-0	4	4	1	1	0	0	5
D2 Detroit*	18	6-12	2-6	0-0	2	2	2	0	0	0	14
D6 @Baylor	18	3-7	2-4	0-2	2	2	2	2	0	0	8
D9 Dayton	14	1-3	0-2	0-0	5	1	0	1	0	0	2
D19 Wofford	22	1-3	0-2	0-0	2	1	0	2	0	0	2
D22 @Purdue	16	1-5	1-3	0-0	1	3	2	2	0	0	3
D30 W. Michigan	16	6-9	2-5	0-0	3	2	0	1	0	0	14
J2 LSU	16	4-10	1-3	0-1	4	3	1	1	0	0	9
J5 @Arkansas	6	0-2	0-0	0-0	1	2	0	0	0	0	0
J9 @S. Carolina	19	1-3	0-2	0-0	4	5	1	0	0	0	2
J12 Auburn	9	0-1	0-0	2-2	3	1	0	1	0	0	2
J16 Alabama	5	0-2	0-1	0-0	0	0	0	1	0	0	0
J20 @Tennessee	2	0-0	0-0	1-2	1	0	0	1	1	0	0
J23 @Kentucky	12	1-2	0-1	1-1	3	0	0	0	0	0	3
J26 Florida	DNP										
J30 @Texas	4	0-1	0-1	0-0	0	1	0	0	0	0	0
F4 Texas A&M	1	0-0	0-0	0-0	0	0	0	0	0	0	0
F6 @Ole Miss	13	4-8	2-6	4-8	2	3	0	2	0	0	14
F10 Missouri	15	3-7	1-4	0-0	4	1	2	0	0	1	7
F13 @Auburn	14	5-6	1-2	0-1	3	1	1	1	0	1	11
F16 @Miss. State	16	1-4	0-2	0-0	4	1	1	0	0	0	2
F20 Georgia	DNP										
F23 @Florida	2	0-1	0-0	0-1	1	0	0	0	0	0	0
F27 Kentucky	DNP										
M1 Tennessee	12	5-9	0-2	1-1	0	1	2	1	0	1	11
M5 @Texas A&M	2	0-0	0-0	0-0	0	0	0	0	0	0	0

Cressler's Overall Statistics

Year	GP	GS	Min	Avg	FG	FGA	Pct	3FG	3FGA	Pct	FT	FTA	Pct	Off	Def	Tot	Avg	PF	FO	Ast	TO	Blk	Stl	Pts	Avg
2012-13	31	12	717	23.1	99	232	.427	54	134	.403	36	47	.766	29	87	116	3.7	54	0	24	31	1	19	288	9.3
2013-14	28	28	912	32.6	169	411	.411	68	187	.364	63	81	.778	20	98	118	4.2	78	3	45	59	2	14	469	16.8
2015-16	28	2	359	12.8	55	122	.451	17	62	.274	12	23	.522	9	55	64	2.3	41	1	23	21	2	3	139	5.0
TOTAL	87	42	1988	22.9	323	765	.422	139	383	.363	111	151	.735	58	240	298	3.4	173	4	92	111	5	36	896	10.3

Cressler's SEC Statistics at Vanderbilt

Year	GP	GS	Min	Avg	FG	FGA	Pct	3FG	3FGA	Pct	FT	FTA	Pct	Off	Def	Tot	Avg	PF	FO	Ast	TO	Blk	Stl	Pts	Avg
2015-16	15	0	144	9.6	24	55	.436	5	23	.217	9	17	.529	5	25	30	2.0	18	1	8	8	1	3	62	4.1
TOTAL	15	0	144	9.6	24	55	.436	5	23	.217	9	17	.529	5	25	30	2.0	18	1	8	8	1	3	62	4.1



MATTHEW FISHER-DAVIS

5

Sophomore, Guard
6'5" 185 lbs.
Charlotte, N.C.
Butler HS

SEASON HIGHS

Points: 20, 3x, last vs. Kentucky (2/27/16)
FG Made: 7, 2x, last vs. Kentucky (2/27/16)
FG Atts: 13, 2x, last at Texas (1/30/16)
3FG Made: 6, 2x, last at Miss. St. (2/16/16)
3FG Atts: 11, at Tennessee (1/20/16)
FT Made: 4, 2x, last at Arkansas (1/5/16)
FT Atts: 4, 2x, last at Arkansas (1/5/16)
Rebounds: 11, vs. Wofford (12/19/15)
Assists: 4, at Tennessee (1/20/16)
Turnovers: 3, 2x, last at Arkansas (1/5/16)
Blocks: 3, vs. Dayton (12/9/15)
Steals: 2, 2x last vs. Detroit (12/2/15)
Minutes: 41, at Arkansas (1/5/16)

CAREER HIGHS

Points: 20, 3x, last vs. Kentucky (2/27/16)
FG Made: 7, 2x, last vs. Kentucky (2/27/16)
FG Atts: 13, 2x, last at Texas (1/30/16)
3FG Made: 6, 3x, last at Miss. St. (2/16/16)
3FG Atts: 11, 3x, last at Tennessee (1/20/16)
FT Made: 4, 2x, last at Arkansas (1/5/16)
FT Atts: 4, 3x, last at Arkansas (1/5/16)
Rebounds: 11, vs. Wofford (12/19/15)
Assists: 7, vs. Dayton (12/9/15)
Turnovers: 5, at Stanford (3/24/15)
Blocks: 4, vs. S. Dakota St. (3/20/15)
Steals: 3, vs. Gardner-Webb (11/16/15)
Minutes: 41, at Arkansas (1/5/16)

MISCELLANEOUS

	2015-16	Career
Double-Digit Pts.	16	27
3+ Threes	16	28
Double-Double	1	1

FISHER-DAVIS NOTEBOOK

- ✪ Tied a career high with 20 points vs. Kentucky. Has scored his career high on three occasions this season.
- ✪ Tallied double figures in seven of last eight games - averaging 13.8 points per game in the last eight games.
- ✪ Tied a career-best with six made threes at Tennessee. He also added eight rebounds and a career-high four assists in 18-point effort.
- ✪ First in SEC in 3FG% in all games at .455.
- ✪ Scored a career-high 20 points at Arkansas in a career-best 41 minutes.
- ✪ Had first double-double of his career with 10 points and career-high rebounds vs. Wofford.
- ✪ Finished last season as the SEC's freshman leader in three-pointers made (2.1, 6th in conference) and was second in three-point percentage in all games (.401). In league games only, Fisher-Davis was fifth in threes made (2.2) and fourth in three-point percentage (.402).
- ✪ Scored a career-high 18 points at Stanford in NIT Quarterfinals on a career-high six made threes.
- ✪ Had three made threes against Purdue and W. Carolina.
- ✪ Scored 11 points vs. Norfolk St.
- ✪ 6'5" guard considered one of best shooters in 2014 class...Shot 67.5% from the floor, 49.1% from three, and 96% from the free throw line in his senior season at Butler HS.
- ✪ Averaged 22 points, 13 rebounds, five assists, two steals and two blocks per game as a senior, and was named the SW4A Player of the Year and as a member of the Charlotte Observer's All-Observer team.
- ✪ Chose Vanderbilt over Texas, Georgia, Baylor, Kansas State, Virginia, Oklahoma State, Arkansas, Alabama, and Wake Forest.

FISHER-DAVIS GAME-BY-GAME (SOPHOMORE)

Opponent	M	FG-A	3P-A	FT-A	Reb	PF	A	T	B	S	PTS
N13 Austin Peay*	20	2-6	2-5	0-0	1	1	3	0	0	1	6
N16 Gardner-Webb*	20	3-5	3-5	0-0	2	1	1	0	0	2	9
N19 Stony Brook*	34	3-10	1-5	4-4	4	1	1	0	0	0	11
N23 vs. St. Johns*	18	2-2	2-2	0-0	2	2	2	1	0	0	6
N24 vs. Wake Forest*	24	3-7	1-2	2-2	4	2	0	0	0	0	9
N25 vs. Kansas*	18	0-4	0-3	0-0	1	1	2	1	0	1	0
D2 Detroit	21	4-8	4-6	0-0	5	0	1	1	0	2	12
D6 @Baylor*	37	4-9	3-7	0-1	5	2	3	2	2	1	11
D9 Dayton*	27	4-8	3-6	0-0	7	1	0	2	3	0	11
D19 Wofford*	22	3-6	3-4	1-2	11	0	0	0	0	0	10
D22 @Purdue*	33	3-8	1-4	0-0	6	3	1	0	0	1	7
D30 W. Michigan*	24	3-5	3-5	0-0	1	3	0	0	0	0	9
J2 LSU*	25	3-6	3-5	2-2	1	3	1	0	0	0	11
J5 @Arkansas*	41	6-12	4-8	4-4	3	3	2	3	0	1	20
J9 @S. Carolina*	7	0-1	0-1	0-0	1	0	0	0	0	0	0
J12 Auburn	DNP										
J16 Alabama	16	1-2	1-2	0-0	0	1	0	0	0	1	3
J20 @Tennessee	28	6-12	6-11	0-0	8	2	4	0	0	0	18
J23 @Kentucky	21	1-4	1-3	0-0	4	1	0	0	0	0	3
J26 Florida*	33	2-5	2-4	0-1	5	0	0	2	1	0	6
J30 @Texas*	37	7-13	5-10	0-0	8	2	1	2	0	0	19
F4 Texas A&M*	29	1-6	1-5	2-3	2	0	0	2	0	0	5
F6 @Ole Miss*	28	0-3	0-3	0-0	4	4	0	1	0	1	0
F10 Missouri*	33	3-10	3-10	4-4	4	1	2	2	1	1	13
F13 @Auburn*	27	6-10	4-8	0-0	4	1	2	0	0	0	16
F16 @Miss. State*	34	7-11	6-9	0-0	4	1	2	0	0	0	20
F20 Georgia*	35	4-8	3-7	2-2	4	5	2	0	0	0	13
F23 @Florida*	38	4-10	4-8	0-0	3	2	1	1	1	0	12
F27 Kentucky*	37	7-12	4-9	2-4	4	0	0	1	1	0	20
M1 Tennessee*	24	2-10	0-4	2-4	0	1	2	0	0	1	6
M5 @Texas A&M*	35	4-8	2-4	0-0	2	1	3	3	0	2	10

Fisher-Davis' Overall Statistics at Vanderbilt

Year	GP	GS	Min	Avg	FG	FGA	Pct	3FG	3FGA	Pct	FT	FTA	Pct	Off	Def	Tot	Avg	PF	FO	Ast	TO	Blk	Stl	Pts	Avg
2014-15	34	11	777	22.9	80	228	.351	71	177	.401	15	21	.714	16	63	79	2.3	55	0	46	31	16	13	246	7.2
2015-16	30	26	826	27.5	98	221	.443	75	165	.455	25	33	.758	12	98	110	3.7	45	1	36	24	9	15	296	9.9
TOTAL	64	37	1603	25.0	178	449	.396	146	342	.427	40	54	.741	28	161	189	3.0	100	1	82	55	25	28	542	8.5

Fisher-Davis' SEC Statistics at Vanderbilt

Year	GP	GS	Min	Avg	FG	FGA	Pct	3FG	3FGA	Pct	FT	FTA	Pct	Off	Def	Tot	Avg	PF	FO	Ast	TO	Blk	Stl	Pts	Avg
2014-15	18	7	429	23.8	45	127	.354	39	97	.402	7	11	.636	9	36	45	2.5	27	0	26	17	7	7	136	7.6
2015-16	17	14	491	28.9	57	130	.438	44	101	.436	18	24	.750	5	48	53	3.1	26	1	21	15	4	7	176	10.4
TOTAL	35	21	920	26.3	102	257	.397	83	198	.419	25	35	.714	14	84	98	2.8	53	1	47	32	11	14	312	8.9



JOSH HENDERSON

40 Grad. Student, Center
7'0" 237 lbs.
Roanoke, Va.
Cave Spring HS

SEASON HIGHS

- Points:** 11, vs. Detroit (12/2/15)
- FG Made:** 4, vs. vs. Detroit (12/2/15)
- FG Atts:** 8, 2x, last at Purdue (12/22/15)
- 3FG Made:** 1, 2x, last at Florida (2/23/16)
- 3FG Atts:** 1, 2x, last at Florida (2/23/16)
- FT Made:** 5, 2x, last vs. Wofford (12/19/15)
- FT Atts:** 6, 2x, last vs. Missouri (2/10/16)
- Rebounds:** 7, vs. Austin Peay (11/13/15)
- Assists:** 2, 5x last vs. Missouri (2/10/16)
- Turnovers:** 5, vs. LSU (1/2/16)
- Blocks:** 3, vs. Detroit (12/2/15)
- Steals:** 2, vs. W. Michigan (12/30/15)
- Minutes:** 24, at Purdue (12/22/15)

CAREER HIGHS

- Points:** 13, 2x, last at Tennessee (1/29/13)
- FG Made:** 6, 2x, last at Tennessee (1/29/13)
- FG Atts:** 10, at Tennessee (1/29/13)
- 3FG Made:** 1, 2x, last at Florida (2/23/16)
- 3FG Atts:** 1, 6x, last at Florida (2/23/16)
- FT Made:** 5, 3x, last vs. Wake Forest (11/24/15)
- FT Atts:** 8, vs. Loyola Marymount (11/25/13)
- Rebounds:** 7, 3x, last vs. Austin Peay (11/13/15)
- Assists:** 4, vs Bucknell (11/15/11)
- Turnovers:** 5, vs. LSU (1/2/16)
- Blocks:** 3, 3x, last vs. Detroit (12/2/15)
- Steals:** 3, at Texas (12/2/13)
- Minutes:** 32, 2x, last at Auburn (3/2/13)

HENDERSON NOTEBOOK

- ✪ Started senior night vs. Tennessee, his first start of the year.
- ✪ Made an 80-foot heave at the end of the first half to give Vanderbilt a 40-35 lead. Was named SportsCenter's Top Play on February 23.
- ✪ Back up post player to Damian Jones and Luke Kornet.
- ✪ Played season-high 24 minutes at Purdue.
- ✪ Scored season-high 11 points vs. Detroit.
- ✪ Granted sixth year of eligibility by the NCAA in summer of 2015.
- ✪ Played 13 solid minutes at Kentucky in 2015 - was 2-4 from floor and scored four points.
- ✪ Scored 2014-15 season-high 12 points at Georgia Tech on 5-5 shooting.
- ✪ Graduated with degree in Economics in May of 2014. Currently pursuing master's degree at the Owen School of Business.
- ✪ Tore his ACL, MCL in his left knee vs. Marshall and missed the rest of the 2013-14 season.
- ✪ Scored 12 points at Texas in 2013, and has averaged 10.5 points per game in his last four games.
- ✪ Tallied six points in season opener vs. Georgia State.
- ✪ Played in all 33 games and started 21 in 2012-13...Averaged 5.4 points and 3.4 rebounds per game.
- ✪ Scored career-high 13 points on three occasions in 2012-13.
- ✪ Played in eight games in 2011-12 and averaged 2.6 points and 2.9 rebounds.
- ✪ Played in first game as a collegian against Oregon in 2011 - scored four points and had four rebounds in 11 minutes.
- ✪ Scored a career-high 10 points vs. Monmouth (11/25/11); was 4-4 from the floor.
- ✪ Has team-high four assists vs. Bucknell (11/15/11)
- ✪ Redshirted in 2010-11.
- ✪ Signed in the spring of 2010 with the Commodores.
- ✪ 6'11 center chose Vanderbilt over Virginia, Wake Forest, Davidson, Cincinnati, Maryland, and Penn State.

HENDERSON GAME-BY-GAME (GRADUATE STUDENT)

Opponent	M	FG-A	3P-A	FT-A	Reb	PF	A	T	B	S	PTS
N13 Austin Peay	19	2-7	0-0	1-2	7	2	1	1	2	1	5
N16 Gardner-Webb	12	2-2	0-0	1-2	0	0	1	0	0	0	5
N19 Stony Brook	11	0-1	0-0	0-1	1	1	0	0	0	0	0
N23 vs. St. Johns	17	3-8	0-0	0-0	5	3	2	0	2	0	6
N24 vs. Wake Forest	11	2-3	0-0	5-6	2	4	0	0	0	0	9
N25 vs. Kansas	2	0-0	0-0	0-0	0	0	0	0	0	0	0
D2 Detroit	22	4-5	1-1	2-2	5	0	2	1	3	0	11
D6 @Baylor	6	0-0	0-0	2-2	2	1	0	0	0	0	2
D9 Dayton	15	0-2	0-1	4-4	2	3	0	1	1	0	4
D19 Wofford	14	2-5	0-0	5-5	4	3	0	1	0	0	9
D22 @Purdue	24	3-8	0-0	0-2	5	5	1	1	1	1	6
D30 W. Michigan	12	1-2	0-0	0-0	2	1	2	0	0	2	2
J2 LSU	11	0-0	0-0	0-0	1	0	0	5	0	0	0
J5 @Arkansas	4	0-0	0-0	0-0	1	0	0	0	0	0	0
J9 @S. Carolina	8	1-3	0-0	1-2	2	2	0	1	0	0	3
J12 Auburn	15	2-2	0-0	1-4	4	2	1	1	0	0	5
J16 Alabama	13	2-4	0-0	0-2	3	2	0	0	0	0	4
J20 @Tennessee	8	0-2	0-0	2-2	0	1	0	1	0	0	2
J23 @Kentucky	6	1-3	0-0	0-0	2	0	0	0	0	1	2
J26 Florida	1	0-0	0-0	0-0	0	0	0	0	0	0	0
J30 @Texas	DNP										
F4 Texas A&M	8	0-1	0-0	0-0	3	13	19	12	7	2	0
F6 @Ole Miss	10	2-2	0-0	0-0	0	0	0	2	1	0	4
F10 Missouri	10	1-1	0-0	2-6	2	1	2	0	0	0	4
F13 @Auburn	15	3-4	0-0	0-1	2	0	1	0	0	0	6
F16 @Miss. State	9	1-5	0-0	0-0	0	3	0	1	0	0	1
F20 Georgia	8	1-1	0-0	0-0	3	1	0	0	0	0	2
F23 @Florida	10	2-2	1-1	0-0	2	3	0	1	0	0	5
F27 Kentucky	1	0-0	0-0	0-0	0	0	0	0	0	0	0
M1 Tennessee*	6	1-1	0-0	0-0	1	0	1	1	0	0	2
M5 @Texas A&M	10	2-3	0-0	2-2	2	2	0	3	1	0	6

Henderson's Overall Statistics at Vanderbilt																											
Year	GP	GS	Min	Avg	FG	FGA	Pct	3FG	3FGA	Pct	FT	FTA	Pct	Off	Def	Tot	Avg	PF	FO	Ast	TO	Blk	Stl	Pts	Avg		
2011-12	8	0	69	8.6	8	17	.471	0	0	.000	5	9	.556	12	11	23	2.9	15	0	5	5	0	1	21	2.6		
2012-13	33	21	678	20.5	73	157	.465	0	1	.000	31	60	.517	47	66	113	3.4	75	1	27	49	29	18	177	5.4		
2013-14	8	3	152	19.0	21	43	.488	0	0	.000	11	17	.647	14	20	34	4.3	16	0	3	6	3	5	53	6.6		
2015-16	30	1	318	10.6	38	77	.494	2	3	.667	28	45	.622	19	47	66	2.2	37	1	17	20	12	6	106	3.5		
TOTAL	103	27	1392	13.5	162	338	.479	2	6	.333	83	144	.576	105	160	265	2.6	167	2	55	88	46	32	409	4.0		

Henderson's SEC Statistics at Vanderbilt																											
Year	GP	GS	Min	Avg	FG	FGA	Pct	3FG	3FGA	Pct	FT	FTA	Pct	Off	Def	Tot	Avg	PF	FO	Ast	TO	Blk	Stl	Pts	Avg		
2012-13	18	10	359	19.9	47	91	.516	0	1	.000	17	32	.531	22	37	59	3.3	42	1	9	30	17	8	111	6.2		
2014-15	10	2	76	7.6	8	21	.381	0	1	.000	1	3	.333	4	1	5	0.5	9	0	2	2	1	1	17	1.7		
2015-16	18	1	153	8.5	19	34	.559	1	1	1.000	8	19	.421	9	22	31	1.7	14	0	8	15	3	2	47	2.6		
TOTAL	46	13	588	12.8	74	146	.507	1	3	.333	26	54	.481	35	60	95	2.1	65	1	19	47	21	11	175	3.8		



DAMIAN JONES

30 Junior, Center
7'0" 245 lbs.
Baton Rouge, La.
Scotlandville Magnet HS

SEASON HIGHS

Points: 27, at Florida (2/23/16)
FG Made: 12, 2x, last at Florida (2/23/16)
FG Atts: 20, at Texas (1/30/16)
3FG Made:
3FG Atts: 1, 3x last vs. Georgia (2/20/16)
FT Made: 8, vs. Florida (1/26/16)
FT Atts: 11, vs. Florida (1/26/16)
Rebounds: 16, vs. Georgia (2/20/16)
Assists: 6, at Baylor (12/6/15)
Turnovers: 4, 3x, last at Texas (1/30/16)
Blocks: 5, vs. TAMU (2/4/16)
Steals: 1, 5x, last vs. W. Michigan (12/30/15)
Minutes: 37, at Texas (1/30/16)

CAREER HIGHS

Points: 27, at Florida (2/23/16)
FG Made: 12, 2x, last at Florida (2/23/16)
FG Atts: 20, at Texas (1/30/16)
3FG Made: 1, vs. Rutgers (11/28/14)
3FG Atts: 1, 5x, last vs. Georgia (2/20/16)
FT Made: 9, 2x, last vs. Yale (1/3/15)
FT Atts: 13, 2x, last at Miss. St. (1/17/15)
Rebounds: 16, vs. Georgia (2/20/16)
Assists: 6, at Baylor (12/6/15)
Turnovers: 6, 2x, last at Baylor (12/6/15)
Blocks: 7, at S. Carolina (2/13/14)
Steals: 2, at Kentucky (1/20/15)
Minutes: 41, vs. Texas A&M (2/15/14)

MISCELLANEOUS

	2015-16	Career
Double-Digit Pts.	25	73
Double-Doubles	7	14

JONES NOTEBOOK

- Named First-Team All-SEC member by league coaches.
- Named SEC Player of the Week on Feb. 29 after averaging 21 points and 7.5 rebounds in two wins over Florida and Kentucky.
- Scored a career-high 27 points at Florida. Also tied a career high in field goals made with 12 (12-13) - set a new FG% single-game record with at least 10 FGs made (92.3%).
- His 16 rebounds vs. Georgia was the most by a VU player since Lance Goulbourne's 16 rebounds at Marquette on December 29, 2011.
- Scored then career-high 26 points on a career-best 12 field goals at Texas; Tallied 20 points and 12 rebounds in win over Florida.
- Became 44th player in Vanderbilt history to eclipse the 1,000-point barrier with 13-point performance vs. Western Michigan. He now has 1,296 points, and is 24th on VU's all-time list.
- Second on career blocks list with 165 after passing Will Perdue against Missouri, and his 1.70 blocks per game career mark is the best in program history. His 52 blocks this season is tied for fifth all-time on VU's single-season block list.
- Scored 24 points and tied a career-high with 15 rebounds at Arkansas, his 10th double-double of his career.
- Tallied two double-doubles in Maui, both 17 point and 10 rebound performances vs. Wake Forest and Kansas.
- 2015-16 preseason All-SEC first team selection by league's coaches and media.
- First Team All-SEC selection by the league's coaches in 2014-15.
- Tallied double figures in 28 games in 2014-15 and had 20+ points in eight games.
- Finished with 506 points as a sophomore, which is second on Vanderbilt's sophomore single-season scoring list.
- Finished first in the SEC in FG% (.562) and 3rd in blocks (2.0).
- Named to the All-SEC Freshman team by the league's coaches in 2013-14.
- Averaged 11.3 points and 11.7 ppg in league play in 2013-14. Scored in double-figures in 20 games.
- Chose the Commodores over LSU, Oklahoma, Oklahoma State, Duke, Syracuse, Kansas, Stanford, Florida, and Alabama.
- Advice to youngsters: "Do your best in what you put most of your interest in."

JONES GAME-BY-GAME (JUNIOR)

Opponent	M	FG-A	3P-A	FT-A	Reb	PF	A	T	B	S	PTS
N13 Austin Peay*	16	6-12	0-0	0-0	5	4	0	2	1	1	12
N16 Gardner-Webb*	23	4-7	0-0	2-6	7	3	4	1	3	1	10
N19 Stony Brook*	29	6-13	0-0	1-4	6	3	1	2	1	0	13
N23 vs. St. Johns*	14	2-4	0-0	1-2	5	4	1	0	1	0	5
N24 vs. Wake Forest*	28	6-10	0-0	5-7	10	2	2	2	2	0	17
N25 vs. Kansas*	34	5-7	0-1	7-10	10	4	2	4	3	0	17
D2 Detroit*	15	4-6	0-1	2-7	3	2	0	2	1	0	10
D6 @Baylor*	31	2-7	0-0	5-6	8	1	6	3	3	1	9
D9 Dayton*	33	7-12	0-0	4-8	8	3	2	1	2	1	18
D19 Wofford*	28	7-13	0-0	7-10	7	0	1	2	4	0	21
D22 @Purdue*	15	3-7	0-0	0-0	3	5	1	2	0	0	6
D30 W. Michigan*	30	5-8	0-0	3-6	5	3	1	2	2	1	13
J2 LSU*	32	4-6	0-0	4-4	4	4	1	4	2	0	12
J5 @Arkansas*	34	9-13	0-0	6-10	15	5	2	3	1	0	24
J9 @S. Carolina*	16	5-6	0-0	2-3	6	5	1	1	3	0	12
J12 Auburn*	13	4-5	0-0	1-2	4	4	0	2	0	0	9
J16 Alabama*	23	4-13	0-0	5-8	2	4	1	2	0	0	13
J20 @Tennessee*	19	2-4	0-0	2-6	7	5	0	2	3	0	6
J23 @Kentucky*	31	5-7	0-0	3-6	9	2	1	1	2	1	13
J26 Florida*	35	6-14	0-0	8-11	12	2	1	2	2	0	20
J30 @Texas*	37	12-20	0-0	2-6	9	3	2	4	2	0	26
F4 Texas A&M*	34	6-9	0-0	1-2	10	2	1	3	5	0	13
F6 @Ole Miss*	17	4-6	0-0	1-5	2	5	0	4	1	0	9
F10 Missouri*	21	7-10	0-0	0-2	4	5	0	2	1	0	14
F13 @Auburn*	25	8-12	0-0	1-4	9	1	1	2	1	0	17
F16 @Miss. State*	34	9-16	0-0	2-5	10	2	1	3	1	0	20
F20 Georgia*	36	6-11	0-1	3-5	16	2	2	1	2	0	15
F23 @Florida*	34	12-13	0-0	3-5	7	4	2	1	1	0	27
F27 Kentucky*	33	6-13	0-0	3-3	8	4	1	1	1	1	15
M1 Tennessee*	25	7-8	0-0	0-0	7	3	0	0	1	1	14
M5 @Texas A&M*	19	4-6	0-0	3-3	2	5	0	2	0	0	11

Jones' Overall Statistics at Vanderbilt																										
Year	GP	GS	Min	Avg	FG	FGA	Pct	3pt	3ptA	Pct	FT	FTA	Pct	Off	Def	Tot	Avg	PF	FO	Ast	TO	Blk	Stl	Pts	Avg	
2013-14	31	28	803	25.9	138	254	.543	0	0	.000	73	134	.545	57	119	176	5.7	104	3	7	56	43	9	349	11.3	
2014-15	35	34	1020	29.1	186	331	.562	1	5	.200	133	222	.599	76	151	227	6.5	89	1	26	76	70	20	506	14.5	
2015-16	31	31	811	26.2	177	298	.594	0	3	.000	87	156	.558	72	148	220	7.1	101	7	38	63	52	8	441	14.2	
TOTAL	97	93	2634	27.2	501	883	.567	1	8	.125	293	512	.572	205	418	623	6.4	294	11	71	195	165	37	1296	13.4	

Jones' SEC Statistics at Vanderbilt																										
Year	GP	GS	Min	Avg	FG	FGA	Pct.	3pt	3ptA	Pct	FT	FTA	Pct	Off	Def	Tot	Avg	PF	FO	Ast	TO	Blk	Stl	Pts	Avg	
2013-14	18	18	525	29.2	82	160	.513	0	0	.000	46	77	.597	38	79	117	6.5	67	2	5	37	26	7	210	11.7	
2014-15	18	17	529	29.4	88	165	.533	0	1	.000	50	98	.510	33	67	100	5.6	46	1	9	36	37	10	226	12.6	
2015-16	18	18	478	26.6	108	172	.628	0	1	.000	48	84	.571	44	90	134	7.4	64	6	15	36	27	3	264	14.7	
TOTAL	54	53	1532	28.4	278	497	.559	0	2	.000	144	259	.556	115	236	351	6.5	177	9	29	109	90	20	700	13.0	



CARTER JOSEPHS

14

Senior, Guard
6'0" 180 lbs.
San Antonio, Texas
Tom C. Clark HS

SEASON HIGHS

Points: 2, 2x, last at Arkansas (1/5/16)

FG Made: 1, vs. Detroit (12/2/15)

FG Atts: 1, vs. Detroit (12/2/15)

3FG Made:

3FG Atts:

FT Made: 2, at Arkansas (1/5/16)

FT Atts: 5, at Arkansas (1/5/16)

Rebounds: 3, at Arkansas (1/5/16)

Assists: 4, 2x, last at Arkansas (1/5/16)

Turnovers: 3, vs. Detroit (12/2/15)

Blocks:

Steals: 2, vs. Detroit (12/2/15)

Minutes: 11, vs. Austin Peay (11/13/15)

CAREER HIGHS

Points: 2, 3x last at Arkansas (1/5/16)

FG Made: 1, 2x, last vs. Detroit (12/2/15)

FG Atts: 1, 3x, last vs. Detroit (12/2/15)

3FG Made:

3FG Atts:

FT Made: 2, at Arkansas (1/5/16)

FT Atts: 5, at Arkansas (1/5/16)

Rebounds: 3, 2x, last at Arkansas (1/5/16)

Assists: 9, at Auburn (2/22/14)

Turnovers: 3, 2x, last vs. Detroit (12/2/15)

Blocks:

Steals: 2, vs. Detroit (12/2/15)

Minutes: 21, at Ole Miss (3/8/14)

JOSEPHS NOTEBOOK

- ✪ Made first start of the season and second of his career on senior night vs. Tennessee.
- ✪ Played a season-high 18 minutes at Arkansas - tied career-high with two points and three rebounds. Also dished out four assists.
- ✪ Played season-high 13 minutes vs. South Carolina in 2014-15 - dished out four assists.
- ✪ Walk-on guard from San Antonio, Texas...Played at Tom C. Clark High School...Played in 20 games as a sophomore in 2013-14.
- ✪ Did not score in 2013-14, but averaged 1.1 assists and 0.3 rebounds per game
- ✪ Played significant minutes in the team's last six games of 2013-14, averaging 16.3 minutes per game.
- ✪ Made first career start at Ole Miss in 2014.
- ✪ Helped the Commodores to a win at Auburn on February 22, playing 16 minutes and dishing out nine assists.
- ✪ Played 20 minutes against number one Florida, where he grabbed a career-high three rebounds and also adding two assists and a steal.
- ✪ Was his high school team's captain and defensive MVP in 2011-12, where he averaged 7.8 points, 5.2 assists, and 3.7 rebounds per game.
- ✪ Academically, he was a member of the National Honor Society and the Spanish National Honor Society, was a National Achievement Scholar Semifinalist, and won the Clark Principal's Award from 2009-12.
- ✪ Double majoring in Computer Science and Economics.
- ✪ Advice to youngsters: "Work harder than everyone else."

JOSEPHS GAME-BY-GAME (SENIOR)

Opponent	M	FG-A	3P-A	FT-A	Reb	PF	A	T	B	S	PTS
N13 Austin Peay	11	0-0	0-0	0-0	0	0	1	0	0	0	0
N16 Gardner-Webb	5	0-0	0-0	0-0	1	1	1	0	0	0	0
N19 Stony Brook	DNP										
N23 vs. St. Johns	7	0-0	0-0	0-0	0	0	0	1	0	0	0
N24 vs. Wake Forest	3	0-0	0-0	0-0	0	0	1	0	0	0	0
N25 vs. Kansas	DNP										
D2 Detroit	8	1-1	0-0	0-0	1	1	3	3	0	2	2
D6 @Baylor	DNP										
D9 Dayton	DNP										
D19 Wofford	8	0-0	0-0	0-0	1	0	4	0	0	0	0
D22 @Purdue	1	0-0	0-0	0-0	0	0	0	0	0	0	0
D30 W. Michigan	2	0-0	0-0	0-0	1	0	1	0	0	0	0
J2 LSU	DNP										
J5 @Arkansas	18	0-0	0-0	2-5	3	0	4	2	0	0	2
J9 @S. Carolina	1	0-0	0-0	0-0	0	0	0	0	0	0	0
J12 Auburn	1	0-0	0-0	0-0	0	0	0	0	0	0	0
J16 Alabama	1	0-0	0-0	0-0	0	0	0	0	0	0	0
J20 @Tennessee	1	0-0	0-0	0-0	0	0	0	0	0	0	0
J23 @Kentucky	2	0-0	0-0	0-0	0	0	0	0	0	0	0
J26 Florida	9	0-0	0-0	0-0	0	1	0	0	0	0	0
J30 @Texas	8	0-0	0-0	0-0	0	0	0	1	0	0	0
F4 Texas A&M	DNP										
F6 @Ole Miss	DNP										
F10 Missouri	1	0-0	0-0	0-0	0	0	0	0	0	0	0
F13 @Auburn	4	0-0	0-0	0-0	0	1	1	0	0	0	0
F16 @Miss. State	DNP										
F20 Georgia	0+	0-0	0-0	0-0	0	0	0	0	0	0	0
F23 @Florida	1	0-0	0-0	0-0	0	1	0	0	0	0	0
F27 Kentucky	1	0-0	0-0	0-0	0	0	0	0	0	0	0
M1 Tennessee*	5	0-0	0-0	0-0	0	1	0	0	0	0	0
M5 @Texas A&M	DNP										

Josephs' Overall Statistics at Vanderbilt

Year	GP	GS	Min	Avg	FG	FGA	Pct	3FG	3FGA	Pct	FT	FTA	Pct	Off	Def	Tot	Avg	PF	FO	Ast	TO	Blk	Stl	Pts	Avg
2012-13	6	0	6	1.0	1	1	1.000	0	0	.000	0	0	.000	0	0	0	0.0	1	0	0	0	0	0	2	0.3
2013-14	20	1	160	8.0	0	1	.000	0	0	.000	0	1	.000	0	7	7	0.4	17	0	22	8	0	6	0	0.0
2014-15	13	0	52	4.0	0	0	.000	0	0	.000	0	2	.000	0	5	5	0.4	7	0	8	3	0	0	0	0.0
2015-16	22	1	98	4.5	1	1	1.000	0	0	.000	2	5	.400	1	6	7	0.3	6	0	16	7	0	2	4	0.2
TOTAL	61	2	316	5.2	2	3	.667	0	0	.000	2	8	.250	1	18	19	0.3	31	0	46	18	0	8	6	0.1

Josephs' SEC Statistics at Vanderbilt

Year	GP	GS	Min	Avg	FG	FGA	Pct	3FG	3FGA	Pct	FT	FTA	Pct	Off	Def	Tot	Avg	PF	FO	Ast	TO	Blk	Stl	Pts	Avg
2012-13	2	0	2	1.0	1	1	1.000	0	0	.000	0	0	.000	0	0	0	0.0	1	0	0	0	0	0	2	1.0
2013-14	14	1	127	9.1	0	1	.0020	0	0	.000	0	0	.000	0	6	6	0.4	15	0	21	5	0	5	0	0.0
2014-15	6	0	39	6.5	0	0	.000	0	0	.000	0	0	.000	0	4	4	0.7	6	0	8	0	0	0	0	0.0
2015-16	13	1	45	3.5	0	0	.000	0	0	.000	2	5	.400	1	2	3	0.2	4	0	5	2	0	0	2	0.2
TOTAL	35	2	213	6.1	1	2	.500	0	0	.000	2	5	.400	1	12	13	0.4	26	0	34	7	0	5	4	0.1



CAMRON JUSTICE

O

Freshman, Guard
6'3" 180 lbs.
Hindman, Ky.
Knott County Central HS

SEASON HIGHS

Points: 12, at Tennessee (1/20/16)
FG Made: 4, 2x, last at Tennessee (1/20/16)
FG Atts: 7, 3x, last at Auburn (2/13/16)
3FG Made: 4, at Tennessee (1/20/16)
3FG Atts: 7, at Tennessee (1/20/16)
FT Made: 2, 2x, last vs. Kansas (11/25/15)
FT Atts: 2, 2x, last vs. Kansas (11/25/15)
Rebounds: 4, vs. LSU (1/2/16)
Assists: 2, vs. St. Johns (11/23/15)
Turnovers: 2, vs. St. Johns (11/23/15)
Blocks:
Steals: 2, 2x, last vs. Kansas (11/25/15)
Minutes: 23, vs. Wake Forest (11/24/15)

CAREER HIGHS

Points: 12, at Tennessee (1/20/16)
FG Made: 4, 2x, last at Tennessee (1/20/16)
FG Atts: 7, 3x, last at Auburn (2/13/16)
3FG Made: 4, at Tennessee (1/20/16)
3FG Atts: 7, at Tennessee (1/20/16)
FT Made: 2, 2x, last vs. Kansas (11/25/15)
FT Atts: 2, 2x, last vs. Kansas (11/25/15)
Rebounds: 4, vs. LSU (1/2/16)
Assists: 2, vs. St. Johns (11/23/15)
Turnovers: 2, vs. St. Johns (11/23/15)
Blocks:
Steals: 2, 2x, last vs. Kansas (11/25/15)
Minutes: 23, vs. Wake Forest (11/24/15)

MISCELLANEOUS

JUSTICE NOTEBOOK

- ✪ Scored a career-high 12 points on a career-best four made threes at Tennessee.
- ✪ Returned to action against Western Michigan after being sidelined with a groin injury for five games.
- ✪ Scored career-high 11 points vs. St. Johns in first game of Maui Jim Maui Invitational.
- ✪ Helped lead his Knott County Central team to its third consecutive Sweet 16 appearance in the spring of 2014.
- ✪ As a senior in 2015, he was named the Gatorade Player of the Year and Mr. Basketball for the state of Kentucky after averaging 28.5 points, 6.2 assists, 5.2 rebounds, and 2.4 steals per game.
- ✪ A two-time First Team All-State selection by The Louisville Courier-Journal and Lexington Herald-Leader, he shot 53.9 percent from the field, 42.3 percent from 3-point range and 84.7 percent from the free-throw line as a senior.
- ✪ Justice was the third-leading scorer (3,588 points) in Kentucky history and ranked third in three-pointers (393). Only Kelly Coleman of Wayland High School (1953-56, 4,337 points) and Charlie Osborne of Flat Gap High School (1953-57, 3,647 points) have scored more points.
- ✪ Named a McDonald's and Parade All-American.
- ✪ Plans to major in Economics...Has one brother, Caleb

JUSTICE GAME-BY-GAME (FRESHMAN)

Opponent	M	FG-A	3P-A	FT-A	Reb	PF	A	T	B	S	PTS
N13 Austin Peay	15	2-3	2-3	2-2	2	2	1	1	0	0	8
N16 Gardner-Webb	17	1-4	1-1	0-0	0	2	0	0	0	2	3
N19 Stony Brook	9	1-2	0-1	0-0	1	0	0	0	0	0	2
N23 vs. St. Johns	18	4-7	3-6	0-0	3	1	2	2	0	0	11
N24 vs. Wake Forest	23	1-2	0-1	0-0	2	3	0	0	0	1	2
N25 vs. Kansas	19	3-6	1-4	2-2	3	0	0	1	0	2	9
D2 Detroit	DNP										
D6 @Baylor	DNP										
D9 Dayton	DNP										
D19 Wofford	DNP										
D22 @Purdue	DNP										
D30 W. Michigan	9	1-5	1-4	0-0	0	1	0	0	0	0	3
J2 LSU	19	2-3	1-2	0-0	4	3	0	1	0	0	5
J5 @Arkansas	2	0-0	0-0	0-0	0	0	0	0	0	0	0
J9 @S. Carolina	4	0-1	0-1	0-0	11	0	0	0	0	0	0
J12 Auburn	9	0-2	0-1	0-0	1	3	1	1	0	0	0
J16 Alabama	5	0-1	0-1	1-2	0	0	0	0	0	0	1
J20 @Tennessee	15	4-7	4-7	0-0	1	2	1	1	0	1	12
J23 @Kentucky	7	0-3	0-1	0-0	1	1	1	1	0	0	0
J26 Florida	1	0-0	0-0	0-0	0	0	0	1	0	0	1
J30 @Texas	8	0-1	0-1	0-0	0	1	1	1	0	1	0
F4 Texas A&M	8	1-3	1-3	0-0	0	0	0	1	0	0	3
F6 @Ole Miss	15	0-3	0-2	0-0	4	3	0	0	0	0	0
F10 Missouri	6	0-3	0-2	0-0	0	1	0	0	0	0	0
F13 @Auburn	9	3-7	1-3	0-0	2	1	1	0	0	1	7
F16 @Miss. State	DNP										
F20 Georgia	7	2-2	2-2	0-0	0	0	0	1	0	0	6
F23 @Florida	2	0-0	0-0	0-0	0	1	0	0	0	0	0
F27 Kentucky	0+	0-0	0-0	0-0	0	0	0	0	0	0	0
M1 Tennessee	14	3-5	2-4	0-0	0	1	0	0	0	0	8
M5 @Texas A&M	13	3-5	2-4	0-0	1	1	0	1	0	0	8

Justice's Overall Statistics at Vanderbilt

Year	GP	GS	Min	Avg	FG	FGA	Pct	3FG	3FGA	Pct	FT	FTA	Pct	Off	Def	Tot	Avg	PF	FO	Ast	TO	Blk	Stl	Pts	Avg
2015-16	25	0	254	10.2	31	75	.413	21	54	.389	5	6	.833	2	25	27	1.1	27	0	8	14	0	9	88	3.5
TOTAL	25	0	254	10.2	31	75	.413	21	54	.389	5	6	.833	2	25	27	1.1	27	0	8	14	0	9	88	3.5

Justice's SEC Statistics at Vanderbilt

Year	GP	GS	Min	Avg	FG	FGA	Pct	3FG	3FGA	Pct	FT	FTA	Pct	Off	Def	Tot	Avg	PF	FO	Ast	TO	Blk	Stl	Pts	Avg
2015-16	17	0	136	8.0	18	45	.400	13	33	.394	1	2	.500	1	15	16	0.9	17	0	4	9	0	3	50	2.9
TOTAL	17	0	136	8.0	18	45	.400	13	33	.394	1	2	.500	1	15	16	0.9	17	0	4	9	0	3	50	2.9



LUKE KORNET

3

Junior, Forward
7'1" 240 lbs.
Lantana, Texas
Liberty Christian HS

SEASON HIGHS

- Points:** 20, at Ole Miss (2/6/16)
- FG Made:** 7, at Ole Miss (2/6/16)
- FG Atts:** 17, at Ole Miss (2/6/16)
- 3FG Made:** 4, vs. TAMU (2/4/16)
- 3FG Atts:** 9, at S. Carolina (1/9/16)
- FT Made:** 4, 3x, last at Ole Miss (2/6/16)
- FT Atts:** 6, at Tennessee (1/20/16)
- Rebounds:** 14, at Tennessee (1/20/16)
- Assists:** 3, 3x, last at Arkansas (1/5/16)
- Turnovers:** 4, at Arkansas (1/5/16)
- Blocks:** 10, vs. Auburn (1/12/16)
- Steals:** 1, 3x, last vs. Kansas (11/25/15)
- Minutes:** 37, 3x, last vs. Kentucky (2/27/16)

CAREER HIGHS

- Points:** 24, vs. Tennessee State (11/23/14)
- FG Made:** 10, vs. Tennessee State (11/23/14)
- FG Atts:** 17, at Ole Miss (2/6/16)
- 3FG Made:** 5, at Tennessee (2/26/15)
- 3FG Atts:** 9, at S. Carolina (1/9/16)
- FT Made:** 4, 5x, last at Ole Miss (2/6/16)
- FT Atts:** 6, 2x, last at Tennessee (1/20/16)
- Rebounds:** 14, at Tennessee (1/20/16)
- Assists:** 4, 2x, last vs. South Carolina (2/7/15)
- Turnovers:** 4, 2x, last at Arkansas (1/5/16)
- Blocks:** 10, vs. Auburn (1/12/16)
- Steals:** 3, vs. Miss. State (2/1/14)
- Minutes:** 37, 3x, last vs. Kentucky (2/27/16)

MISCELLANEOUS

	2015-16	Career
Double-Digit Pts.	11	32
3+ Threes	1	8
4+ Blocks	11	13

KORNET NOTEBOOK

- ☛ Scored season-high 20 points at Ole Miss. Also made a season-best seven field goals.
- ☛ 7th in the nation in blocked shots, averaging 2.96 blocks per game. He is fifth in the program's history in career blocks per game (1.45) and is fifth in total blocks (132).
- ☛ In a single season, Kornet's 77 blocks ranks second in program history, and his 2.96 average is the best in a single season. Has had 11 games with four or more blocks this season, and has 11 blocks in last two games.
- ☛ Notched the program's second triple double with 11 points, 11 rebounds, and 10 blocks vs. Auburn. It was the program's first triple-double with blocks. Brad Tinsley had the other triple double when he registered 11 points, 10 rebounds, and 10 assists in a win over Presbyterian on November 12, 2010.
- ☛ The 10 blocks set a new Vanderbilt program single-game record - the previous best was seven by Will Perdue (vs. East Carolina, 12/28/87), Festus Ezeli (at Georgia, 2/16/11) and Damian Jones (at South Carolina, 2/13/14).
- ☛ Averaged 11.7 ppg in three games in Maui - scored 14 points vs. Kansas with four blocks.
- ☛ Made career-high five threes and scored 21 points at Tennessee in 2015.
- ☛ Scored in double figures in 18 games as a sophomore and made three or more threes in six games.
- ☛ Scored 22 points vs. LSU off of the bench, a career-high in SEC games. He was 9-13 from the floor.
- ☛ Scored career-high 24 points on 10-11 shooting vs. Tenn. State... He tied the Memorial Gym record for FG% held by Jeffrey Taylor, who was also 10-11 from the floor vs. Tennessee State on December 19, 2009.
- ☛ Played in 30 games and started two as a true freshman; averaged 4.0 points, 2.3 rebounds, and 0.8 assists per game in 2013-14; Scored in double-figures in three games.
- ☛ Grew seven inches in his senior season in high school and then two more when he arrived on campus.
- ☛ Son of Frank Kornet, a former Vanderbilt basketball standout of his own from 1986-89.
- ☛ Averaged 15.0 points, 8.0 rebounds, 3.0 blocks, and 3.0 steals at Liberty Christian School in Argyle, Texas.
- ☛ Team was a state finalist in 2013, and were District TAPPS 5A-1 Champions in 2013.
- ☛ Named to TAPPS 5A First Team All-State in 2012-13, and was an honorable all-state selection in 2011-12.
- ☛ Named to TAPPS 5A-1 First Team All-District team in 2011-12 and 2012-13...Denton Record Chronicle Defensive Player of the Area in 2012-13...Selected to the 2013 TAPPS State All-Tournament Team, and was also a member of the 2012 and 2013 Academic All-State Team.
- ☛ Advice to youngsters: "Your life is a gift from God, so do everything possible to give back to Him."

KORNET GAME-BY-GAME (JUNIOR)

Opponent	M	FG-A	3P-A	FT-A	Reb	PF	A	T	B	S	PTS
N13 Austin Peay*	26	5-9	0-2	3-5	13	1	3	1	4	0	13
N16 Gardner-Webb*	12	3-5	0-2	4-4	1	1	0	0	1	1	10
N19 Stony Brook	29	3-13	0-5	3-4	6	2	1	0	3	0	9
N23 vs. St. Johns*	23	6-10	0-3	1-3	7	1	3	0	2	0	13
N24 vs. Wake Forest*	14	4-10	0-1	0-0	6	4	0	1	2	1	8
N25 vs. Kansas*	29	5-12	2-7	2-2	4	1	1	1	4	1	14
D2 Detroit*	16	1-1	0-0	0-0	11	2	1	0	5	0	2
D6 @Baylor*	18	2-4	1-2	2-2	4	4	1	2	1	0	7
D9 Dayton	DNP										
D19 Wofford	DNP										
D22 @Purdue	DNP										
D30 W. Michigan	DNP										
J2 LSU	DNP										
J5 @Arkansas	28	3-4	2-3	3-4	8	2	3	4	1	0	11
J9 @S. Carolina*	32	2-9	2-9	2-2	4	2	0	2	4	0	8
J12 Auburn*	37	4-8	2-3	1-4	11	3	2	3	10	0	11
J16 Alabama*	32	3-8	0-2	2-5	6	5	2	0	1	1	8
J20 @Tennessee*	30	3-8	0-0	4-6	14	4	3	1	5	0	10
J23 @Kentucky*	22	2-8	1-3	2-2	7	2	2	2	0	0	7
J26 Florida*	27	1-5	0-1	2-5	9	3	0	4	6	1	4
J30 @Texas*	32	1-7	1-4	2-2	3	3	3	0	1	1	5
F4 Texas A&M*	28	5-8	4-6	0-0	9	3	1	2	1	1	14
F6 @Ole Miss*	37	7-17	2-6	4-5	9	2	4	2	1	2	20
F10 Missouri*	28	6-10	1-3	0-0	12	4	2	2	5	0	13
F13 @Auburn*	26	2-6	1-3	0-0	7	0	1	1	2	0	5
F16 @Miss. State*	18	2-5	1-3	1-1	5	4	0	1	2	0	6
F20 Georgia*	35	4-10	1-5	2-3	4	2	2	0	1	2	11
F23 @Florida*	23	2-6	1-4	4-4	5	4	1	0	4	0	9
F27 Kentucky*	37	3-8	1-3	1-2	11	1	1	0	0	0	8
M1 Tennessee*	29	2-4	0-1	3-4	7	1	1	1	5	1	7
M5 @Texas A&M*	31	1-8	0-4	0-0	4	4	1	1	6	1	2

Kornet's Overall Statistics at Vanderbilt

Year	GP	GS	Min	Avg	FG	FGA	Pct	3FG	3FGA	Pct	FT	FTA	Pct	Off	Def	Tot	Avg	PF	FO	Ast	TO	Blk	Stl	Pts	Avg
2013-14	30	2	460	15.3	45	131	.344	21	89	.236	8	15	.533	19	49	68	2.3	34	0	23	21	17	9	119	4.0
2014-15	35	14	756	21.6	106	214	.495	50	125	.400	42	55	.764	32	88	120	3.4	67	1	37	41	38	7	304	8.7
2015-16	26	23	699	26.9	82	203	.404	23	85	.271	48	69	.696	48	139	187	7.2	66	1	39	31	77	13	235	9.0
TOTAL	91	39	1915	21.0	233	548	.425	94	299	.314	98	139	.705	99	276	375	4.1	167	2	99	93	132	29	658	7.2

Kornet's SEC Statistics at Vanderbilt

Year	GP	GS	Min	Avg	FG	FGA	Pct	3FG	3FGA	Pct	FT	FTA	Pct	Off	Def	Tot	Avg	PF	FO	Ast	TO	Blk	Stl	Pts	Avg
2013-14	18	1	279	15.5	24	78	.308	12	57	.211	4	9	.444	10	29	39	2.2	16	0	13	13	10	7	64	3.6
2014-15	18	4	401	22.3	56	119	.471	28	72	.389	21	25	.840	14	44	58	3.2	32	1	22	19	15	5	161	8.9
2015-16	17	15	500	29.4	52	132	.394	19	59	.322	31	47	.660	29	103	132	7.8	47	1	26	26	54	9	154	9.1
TOTAL	53	20	1180	22.3	132	329	.401	59	188	.314	56	81	.691	53	176	229	4.3	95	2	61	58	79	21	379	7.2



RILEY LACHANCE

13

Sophomore, Guard
6'2" 182 lbs.
Brookfield, Wis.
Brookfield HS

SEASON HIGHS

- Points:** 18, vs. Alabama (1/16/16)
- FG Made:** 6, at S. Carolina (1/9/16)
- FG Atts:** 16, at S. Carolina (1/9/16)
- 3FG Made:** 5, vs. Alabama (1/16/16)
- 3FG Atts:** 7, 3x, last at Tennessee (1/20/16)
- FT Made:** 3, 2x, last vs. Alabama (1/16/16)
- FT Atts:** 4, vs. LSU (1/2/16)
- Rebounds:** 5, 2x, last vs. Auburn (1/12/16)
- Assists:** 6, vs. Gardner-Webb (11/16/15)
- Turnovers:** 4, at Ole Miss (2/6/16)
- Blocks:** 1, vs. Stony Brook (11/19/15)
- Steals:** 3, 2x, last vs. LSU (1/2/16)
- Minutes:** 40, at Arkansas (1/5/16)

CAREER HIGHS

- Points:** 26, 2x, last vs. W. Carolina (12/16/14)
- FG Made:** 9, vs. Purdue (12/13/14)
- FG Atts:** 18, at Florida (2/18/15)
- 3FG Made:** 5, 3x, last vs. Alabama (1/16/16)
- 3FG Atts:** 9, 2x, last at Ole Miss (3/7/15)
- FT Made:** 5, 2x, last vs. W. Carolina (12/16/14)
- FT Atts:** 5, 4x, last vs. Georgia (1/14/15)
- Rebounds:** 9, vs. Missouri (2/21/15)
- Assists:** 8, at Ole Miss (3/7/15)
- Turnovers:** 5, vs. Florida (2/3/15)
- Blocks:** 1, 2x, last vs. Stony Brook (11/19/15)
- Steals:** 5, vs. Penn (12/22/14)
- Minutes:** 42, 2x, last vs. Tennessee (2/11/15)

MISCELLANEOUS

	2015-16	Career
Double-Digit Pts.	10	34
20+ Point games	-	3

LACHANCE NOTEBOOK

- ☛ Scored double figures in 10 games this season.
- ☛ Tallied season-high 18 points vs. Alabama and tied a career-best with five threes.
- ☛ Scored 13 points, had six assists, and four assists vs. Gardner-Webb; also scored 13 points vs. Stony Brook.
- ☛ Named to preseason All-SEC 2nd Team by league coaches.
- ☛ Named to the SEC All-Freshman team in 2015; SEC freshman leader in points scored in all games and second in threes made.
- ☛ Third on Vanderbilt's single-season freshman scoring list with 429 points - one of only four Vanderbilt freshman to ever eclipse 400-point barrier.
- ☛ Seventh in threes made (2.1) and eighth in minutes (33.3) last season. Second amongst freshmen in SEC in threes made behind teammate Matthew Fisher-Davis.
- ☛ Captured four SEC Freshmen of the Week honors this season. The four freshman honors is a new program record.
- ☛ Scored in double figures in 24 games in 2014-15, scored 20 or more points in four contests.
- ☛ Ended freshman season with 102 assists, third on the freshman single-season list.
- ☛ Scored 19 points and dished out career-best eight assists in win at Ole Miss.
- ☛ Had a career-high nine rebounds vs. Missouri.
- ☛ Scored a career-high 26 points in win over Purdue and 26 vs. Western Carolina.
- ☛ 6'2 guard who lead his Brookfield Central High School team in Wisconsin to a 24-1 record as a senior when he averaged 23.0 points and 2.6 assists per game...Left Brookfield as the school's all-time leading scorer (1,643 points).
- ☛ Was voted the top point guard in the state of Wisconsin by Wisconsin Hoops, and was the Player of the Year for Waukesha County.
- ☛ Also Brookfield's single-season scoring leader with 543 points, and the all-time leader in steals with 188.
- ☛ Major is Human and Organizational Development.

LACHANCE GAME-BY-GAME (SOPHOMORE)

Opponent	M	FG-A	3P-A	FT-A	Reb	PF	A	T	B	S	PTS
N13 Austin Peay*	17	3-7	1-3	0-0	2	0	4	0	0	1	7
N16 Gardner-Webb*	27	4-7	3-5	2-2	4	2	6	3	0	3	13
N19 Stony Brook*	38	5-8	2-4	1-2	1	2	3	1	1	0	13
N23 vs. St. Johns*	21	3-6	1-4	0-0	0	2	3	0	0	0	7
N24 vs. Wake Forest*	26	4-9	1-3	0-0	0	3	6	1	0	1	9
N25 vs. Kansas*	27	3-7	1-3	0-0	4	4	1	1	0	0	7
D2 Detroit*	28	3-7	2-4	2-2	5	1	5	0	0	1	10
D6 @Baylor*	37	2-8	1-4	2-2	1	0	1	1	0	0	7
D9 Dayton*	36	4-10	3-6	0-0	3	4	1	3	0	0	11
D19 Wofford*	29	2-4	2-2	0-0	0	2	1	2	0	0	6
D22 @Purdue*	27	0-6	0-3	0-0	2	2	2	0	0	0	0
D30 W. Michigan*	27	5-12	2-7	2-2	3	1	5	1	0	0	14
J2 LSU*	33	4-12	1-4	3-4	2	5	2	3	0	3	12
J5 @Arkansas*	40	3-10	2-5	2-3	2	4	2	2	0	0	10
J9 @S. Carolina*	34	6-16	3-7	0-0	4	3	1	1	0	1	15
J12 Auburn*	35	5-9	3-4	0-0	5	1	1	2	0	1	13
J16 Alabama*	35	5-8	5-6	3-3	1	2	1	0	0	0	18
J20 @Tennessee*	27	0-9	0-7	2-2	3	3	5	3	0	2	2
J23 @Kentucky*	21	1-5	1-3	0-0	1	1	1	1	0	0	3
J26 Florida	24	0-1	0-1	0-0	4	3	3	5	0	1	0
J30 @Texas	29	3-6	1-2	0-0	3	4	4	2	0	0	7
F4 Texas A&M	21	2-9	1-5	0-0	3	0	4	2	0	1	5
F6 @Ole Miss	25	2-4	2-4	1-2	3	2	3	4	0	2	7
F10 Missouri	17	1-4	0-3	2-3	1	1	0	1	0	0	4
F13 @Auburn	19	2-8	0-4	0-0	4	1	2	0	0	1	4
F16 @Miss. State	12	0-3	0-1	2-4	1	0	1	0	0	0	2
F20 Georgia	5	0-3	0-2	0-0	2	0	1	0	0	0	0
F23 @Florida	19	1-3	1-1	0-0	1	1	1	2	0	0	3
F27 Kentucky	12	0-1	0-0	1-2	1	2	2	0	0	0	1
M1 Tennessee	10	0-1	0-0	0-0	1	1	3	1	0	1	0
M5 @Texas A&M	28	3-9	3-7	0-0	6	1	3	0	0	0	9

LaChance's Overall Statistics at Vanderbilt

Year	GP	GS	Min	Avg	FG	FGA	Pct	3FG	3FGA	Pct	FT	FTA	Pct	Off	Def	Tot	Avg	PF	FO	Ast	TO	Blk	Stl	Pts	Avg
2014-15	35	35	1166	33.3	147	337	.436	66	173	.382	69	79	.873	10	100	110	3.1	46	0	102	47	1	25	429	12.3
2015-16	31	19	786	25.4	76	212	.358	42	114	.368	25	33	.758	11	63	74	2.4	58	1	78	42	1	19	219	7.1
TOTAL	66	54	1952	29.6	223	549	.406	108	287	.376	94	112	.839	21	163	184	2.8	104	1	180	89	2	44	648	9.8

LaChance's SEC Statistics at Vanderbilt

Year	GP	GS	Min	Avg	FG	FGA	Pct	3FG	3FGA	Pct	FT	FTA	Pct	Off	Def	Tot	Avg	PF	FO	Ast	TO	Blk	Stl	Pts	Avg
2014-15	18	18	622	34.6	73	177	.412	35	91	.385	38	45	.844	6	56	62	3.4	27	0	54	29	0	10	219	12.2
2015-16	18	7	417	23.2	35	115	.304	22	64	.344	16	23	.696	6	40	46	2.6	31	1	36	27	0	13	108	6.0
TOTAL	36	25	1039	28.9	108	292	.370	57	155	.368	54	68	.794	12	96	108	3.0	58	1	90	56	0	23	327	9.1



PHILLIP MCGLOIN

20

Sophomore, Guard
6'1" 183 lbs.
Washington, D.C.
Mercersburg Academy

SEASON HIGHS

Points: 3, 2x, last vs. Wofford (12/19/15)
FG Made: 1, 3x, last vs. Wofford (12/19/15)
FG Atts: 2, 2x, last vs. Wofford (12/19/15)
3FG Made: 1, 2x, last vs. Wofford (12/19/15)
3FG Atts: 1, 3x, last vs. Wofford (12/19/15)
FT Made: 2, vs. St. John's (11/23/15)
FT Atts: 2, 2x, last vs. St. John's (11/23/15)
Rebounds: 2, vs. Wake Forest (11/24/15)
Assists:
Turnovers:
Blocks:
Steals:
Minutes: 5, vs. Detroit (12/2/15)

CAREER HIGHS

Points: 3, 2x, last vs. Wofford (12/19/15)
FG Made: 1, 3x, last vs. Wofford (12/19/15)
FG Atts: 2, 2x, last vs. Wofford (12/19/15)
3FG Made: 1, 2x, last vs. Wofford (12/19/15)
3FG Atts: 1, 3x, last vs. Wofford (12/19/15)
3FG Atts: 1, 2x, last vs. Detroit (12/2/15)
FT Made: 2, vs. St. John's (11/23/15)
FT Atts: 2, 2x, last vs. St. John's (11/23/15)
Rebounds: 2, 2x, last vs. Wake Forest (11/24/15)
Assists: 1, vs. Missouri (2/21/15)
Turnovers: 2, vs. Penn (12/22/14)
Blocks:
Steals:
Minutes: 5, vs. Detroit (12/2/15)

MISCELLANEOUS

MCGLOIN NOTEBOOK

- ✪ Played in 11 games this season.
- ✪ Scored first points of his career in win over Gardner-Webb; also scored three points vs. Wofford.
- ✪ Made first appearance of his career in 2014 in final seconds of win over Purdue.
- ✪ Made the team as a walk-on in October of 2014.
- ✪ Played at Sidwell Friends in Washington, D.C., where his team won two Mid-Atlantic Conference championships and he was named an All-MAC first-team selection in his senior season.
- ✪ Averaged 19.5 points, 6.0 assists, and 5.5 rebounds per game with the Quakers.
- ✪ Member of the School Senate at Sidwell Friends and also named a National Achievement Scholar.
- ✪ Plans to major in Environmental Engineering.

MCGLOIN'S GAME-BY-GAME (SOPHOMORE)

Opponent	M	FG-A	3P-A	FT-A	Reb	PF	A	T	B	S	PTS
N13 Austin Peay	1	0-1	0-0	0-0	0	0	0	0	0	0	0
N16 Gardner-Webb	2	1-1	1-1	1-2	1	1	0	0	0	0	3
N19 Stony Brook	DNP										
N23 vs. St. Johns	2	0-0	0-0	2-2	0	0	0	0	0	0	2
N24 vs. Wake Forest	2	0-2	0-1	0-0	2	0	0	0	0	0	0
N25 vs. Kansas	DNP										
D2 Detroit	5	1-2	0-1	0-0	0	2	0	0	0	0	2
D6 @Baylor	DNP										
D9 Dayton	DNP										
D19 Wofford	1	1-2	1-2	0-0	0	0	0	0	0	0	3
D22 @Purdue	DNP										
D30 W. Michigan	1	0-0	0-0	0-0	0	1	0	0	0	0	0
J2 LSU	DNP										
J5 @Arkansas	DNP										
J9 @S. Carolina	DNP										
J12 Auburn	DNP										
J16 Alabama	DNP										
J20 @Tennessee	DNP										
J23 @Kentucky	DNP										
J26 Florida	DNP										
J30 @Texas	DNP										
F4 Texas A&M	DNP										
F6 @Ole Miss	DNP										
F10 Missouri	DNP										
F13 @Auburn	2	0-1	0-1	0-0	1	0	0	0	0	0	0
F16 @Miss. State	DNP										
F20 Georgia	DNP										
F23 @Florida	0+	0-0	0-0	0-0	0	0	0	0	0	0	0
F27 Kentucky	1	0-0	0-0	0-0	0	0	0	0	0	0	0
M1 Tennessee	1	0-0	0-0	0-0	0	0	0	0	0	0	0
M5 @Texas A&M	DNP										

McGloin's Overall Statistics at Vanderbilt

Year	GP	GS	Min	Avg	FG	FGA	Pct	3FG	3FGA	Pct	FT	FTA	Pct	Off	Def	Tot	Avg	PF	FO	Ast	TO	Blk	Stl	Pts	Avg
2014-15	5	0	5	1.0	0	1	.000	0	1	.000	0	0	.000	0	3	3	0.6	0	0	1	3	0	0	0	0.0
2015-16	11	0	18	1.6	3	9	.333	2	6	.333	3	4	.750	0	4	4	0.4	2	0	0	0	0	0	11	1.0
TOTAL	16	0	23	1.4	3	10	.300	2	7	.286	3	4	.750	0	7	7	0.4	2	0	1	3	0	0	11	0.7

McGloin's SEC Statistics at Vanderbilt

Year	GP	GS	Min	Avg	FG	FGA	Pct	3FG	3FGA	Pct	FT	FTA	Pct	Off	Def	Tot	Avg	PF	FO	Ast	TO	Blk	Stl	Pts	Avg
2014-15	2	0	2	1.0	0	0	.000	0	0	.000	0	0	.000	0	1	1	0.5	0	0	1	1	0	0	0	0.0
2015-16	4	0	4	1.0	0	1	.000	0	1	.000	0	0	.000	0	1	1	0.3	0	0	0	0	0	0	0	0.0
TOTAL	6	0	6	1.0	0	1	.000	0	1	.000	0	0	.000	0	2	2	0.3	0	0	1	1	0	0	0	0.0



JEFF ROBERSON

11

Sophomore, Forward
6'6" 220 lbs.
Houston, Texas
The Kinkaid School

SEASON HIGHS

- Points:** 20, vs. Texas A&M (2/4/16)
- FG Made:** 8, vs. Texas A&M (2/4/16)
- FG Atts:** 13, vs. Kentucky (2/27/16)
- 3FG Made:** 3, 2x, last vs. Texas A&M (2/4/16)
- 3FG Atts:** 4, 2x, last vs. Texas A&M (2/4/16)
- FT Made:** 8, vs. Georgia (2/20/16)
- FT Atts:** 9, vs. Georgia (2/20/16)
- Rebounds:** 13, vs. St. John's (11/23/15)
- Assists:** 5, vs. Alabama (1/16/16)
- Turnovers:** 4, at Baylor (12/6/15)
- Blocks:** 2, 2x, last at Miss. State (2/16/16)
- Steals:** 2, 2x, last vs. Alabama (1/16/16)
- Minutes:** 39, at Miss. State (2/16/16)

CAREER HIGHS

- Points:** 20, vs. Texas A&M (2/4/16)
- FG Made:** 8, vs. Texas A&M (2/4/16)
- FG Atts:** 13, vs. Kentucky (2/27/16)
- 3FG Made:** 3, 2x, last vs. Texas A&M (2/4/16)
- 3FG Atts:** 4, 2x, last vs. Texas A&M (2/4/16)
- FT Made:** 8, vs. Georgia (2/20/16)
- FT Atts:** 9, vs. Georgia (2/20/16)
- Rebounds:** 13, vs. St. John's (11/23/15)
- Assists:** 5, vs. Alabama (1/16/16)
- Turnovers:** 4, 4x, last at Baylor (12/6/15)
- Blocks:** 2, 3x, last at Miss. State (2/16/16)
- Steals:** 2, 5x, last vs. Alabama (1/16/16)
- Minutes:** 39, at Miss. State (2/16/16)

MISCELLANEOUS

	2015-16	Career
Double-Digit Pts.	18	21
10+ Rebounds	5	5
Double-Doubles	5	5

ROBERSON NOTEBOOK

- ⊕ Averaged 11.0 points and 5.7 rebounds in conference play this season. Scored 16 points and had 8 rebounds in vs. Kentucky. Scored in double figures in five of last six games.
- ⊕ Scored 18 points and had 10 rebounds in win at Florida, his fifth double-double of the season and his career.
- ⊕ Third in the SEC in all games in free throw percentage (.840); second in league games only (.877).
- ⊕ Scored a career-high 20 points in win over Texas A&M - was 8-10 from the floor and 3-4 from three.
- ⊕ Tallied his second consecutive double-double with an 11-point, 10-rebound performance at Tennessee.
- ⊕ Scored 16 points and grabbed 11 rebounds vs. Alabama for third double-double of the year. Also made career-high three three's and dished out career-best five assists.
- ⊕ Scored 14 points and had eight rebounds vs. Auburn; Tallied 13 points vs. LSU
- ⊕ Had second double-double of the year with 11 points and 10 rebounds vs. Western Michigan.
- ⊕ Scored 12 points at Purdue.
- ⊕ Grabbed career-high 13 rebounds in win over St. John's in Maui.
- ⊕ Scored career-high 18 points and tied his career high with eight rebounds in win over Gardner-Webb.
- ⊕ Started 24 games as a true freshman in 2014-15; averaged 4.7 ppg and shot 45.5% from three.
- ⊕ Scored career-high 12 points vs. Tennessee at Memorial Gym.
- ⊕ Scored eight points at Georgia Tech on 4-of-5 shooting; also scored eight points vs. Penn and 4-5 from floor.
- ⊕ Tied a career high with eight rebounds against Baylor.
- ⊕ Played career-high 35 minutes vs. LaSalle and scored seven points and grabbed seven rebounds.
- ⊕ Left The Kinkaid School as the school's all-time leading scorer with 1,743 points.
- ⊕ Averaged 20.1 points, 9.2 rebounds, 2.0 assists, and 1.5 steals per game in his senior season at the Kinkaid School in Houston.
- ⊕ Named a finalist for the Guy V. Lewis Award, which is given to the top high school player in the city of Houston.
- ⊕ As a senior, Roberson shot 66.8% from the floor, 48% from three-point range, and 78% from the free throw line.
- ⊕ Chose Vanderbilt over Georgia Tech, Saint Louis, and Harvard.

ROBERSON GAME-BY-GAME (SOPHOMORE)

Opponent	M	FG-A	3P-A	FT-A	Reb	PF	A	T	B	S	PTS
N13 Austin Peay	DNP										
N16 Gardner-Webb	21	6-8	1-2	5-6	8	2	0	1	0	0	18
N19 Stony Brook*	14	1-2	0-0	2-2	1	3	0	2	0	1	4
N23 vs. St. Johns	19	3-6	2-3	3-4	13	2	0	1	1	1	11
N24 vs. Wake Forest	20	3-5	1-2	3-5	7	3	0	0	0	0	10
N25 vs. Kansas	15	0-2	0-1	0-0	1	2	2	1	1	0	0
D2 Detroit	17	3-5	1-2	1-2	5	1	1	0	2	0	8
D6 @Baylor	24	2-3	0-0	0-0	3	2	0	4	0	2	4
D9 Dayton*	29	0-0	0-0	1-2	3	4	1	1	0	0	1
D19 Wofford*	30	4-8	1-3	4-4	7	2	1	1	0	0	13
D22 @Purdue*	35	4-10	2-3	2-3	3	5	0	0	0	2	12
D30 W. Michigan*	34	2-5	1-3	6-7	10	4	1	3	0	1	11
J2 LSU*	21	4-5	1-1	4-4	0	5	0	1	0	0	13
J5 @Arkansas*	23	1-3	1-2	2-2	2	3	3	2	0	0	5
J9 @S. Carolina*	33	1-7	0-2	5-7	6	1	3	2	0	1	7
J12 Auburn*	34	5-7	1-2	3-3	8	3	0	1	0	1	14
J16 Alabama*	36	4-7	3-4	5-7	11	3	5	0	0	2	16
J20 @Tennessee*	33	3-6	0-2	5-6	10	4	2	0	0	0	11
J23 @Kentucky*	32	3-6	2-3	4-4	0	2	0	1	0	0	12
J26 Florida*	31	2-6	0-2	2-2	6	4	1	1	0	1	6
J30 @Texas*	23	0-3	0-1	0-0	2	3	1	0	0	0	0
F4 Texas A&M*	32	8-10	3-4	1-1	1	5	3	0	0	0	20
F6 @Ole Miss*	16	2-3	1-1	0-0	6	5	2	1	0	0	5
F10 Missouri*	34	4-6	2-3	2-2	8	3	1	1	1	1	12
F13 @Auburn*	13	0-4	0-2	0-0	5	3	3	0	0	0	0
F16 @Miss. State*	39	4-5	2-3	2-2	4	4	0	2	2	0	12
F20 Georgia*	24	2-3	0-1	8-9	2	3	1	1	0	0	12
F23 @Florida*	34	5-8	2-4	6-7	10	3	3	1	0	0	18
F27 Kentucky*	37	6-13	1-2	3-4	8	5	1	0	0	0	16
M1 Tennessee	29	4-10	1-3	5-5	8	2	0	1	0	1	14
M5 @Texas A&M*	23	2-5	1-2	0-0	7	3	1	3	0	0	5

Roberson's Overall Statistics at Vanderbilt

Year	GP	GS	Min	Avg	FG	FGA	Pct	3FG	3FGA	Pct	FT	FTA	Pct	Off	Def	Tot	Avg	PF	FO	Ast	TO	Blk	Stl	Pts	Avg
2014-15	33	24	637	19.3	50	103	.485	15	33	.455	40	64	.625	32	70	102	3.1	86	2	37	48	10	13	155	4.7
2015-16	30	23	805	26.8	88	171	.515	30	63	.476	84	100	.840	53	112	165	5.5	94	5	36	31	6	15	290	9.7
TOTAL	63	47	1442	22.9	138	274	.504	45	96	.469	124	164	.756	85	182	267	4.2	180	7	73	79	16	28	445	7.1

Roberson's SEC Statistics at Vanderbilt

Year	GP	GS	Min	Avg	FG	FGA	Pct	3FG	3FGA	Pct	FT	FTA	Pct	Off	Def	Tot	Avg	PF	FO	Ast	TO	Blk	Stl	Pts	Avg
2014-15	16	11	313	19.6	22	49	.449	7	13	.538	24	40	.600	18	29	47	2.9	43	1	20	23	3	6	75	4.7
2015-16	18	17	524	29.1	60	114	.526	21	43	.488	57	65	.877	33	69	102	5.7	61	4	29	17	2	7	198	11.0
TOTAL	34	28	837	24.6	82	163	.503	28	56	.500	81	105	.771	51	98	149	4.4	104	5	49	40	5	13	273	8.0



SAMIR SEHIC

21

Freshman, Forward
6'9" 247 lbs.
Atlanta, Ga.
Cy Woods HS

SEASON HIGHS

Points: 3, 3x, last vs. LSU (1/2/16)
FG Made: 1, 7x, last at TAMU (3/5/16)
FG Atts: 5, vs. Austin Peay (11/13/15)
3FG Made: 1, 3x, last vs. LSU (1/2/16)
3FG Atts: 1, 4x, last Missouri (2/10/16)
FT Made: 2, 2x, last at Auburn (2/13/16)
FT Atts: 2, 6x, last at Auburn (2/13/16)
Rebounds: 7, vs. Austin Peay (11/13/15)
Assists: 1, 2x, last at TAMU (3/5/16)
Turnovers: 1, vs. Gardner-Webb (11/16/15)
Blocks:
Steals: 1, at Auburn (2/13/16)
Minutes: 15, vs. Austin Peay (11/13/15)

CAREER HIGHS

Points: 3, 3x, last vs. LSU (1/2/16)
FG Made: 1, 7x, last at TAMU (3/5/16)
FG Atts: 5, vs. Austin Peay (11/13/15)
3FG Made: 1, 3x, last vs. LSU (1/2/16)
3FG Atts: 1, 4x, last Missouri (2/10/16)
FT Made: 2, 2x, last at Auburn (2/13/16)
FT Atts: 2, 6x, last at Auburn (2/13/16)
Rebounds: 7, vs. Austin Peay (11/13/15)
Assists: 1, 2x, last at TAMU (3/5/16)
Turnovers: 1, vs. Gardner-Webb (11/16/15)
Blocks:
Steals: 1, at Auburn (2/13/16)
Minutes: 15, vs. Austin Peay (11/13/15)

MISCELLANEOUS

SEHIC NOTEBOOK

- ⊕ Back up four man, played in 22 games this season.
- ⊕ Tied career high with three points vs. LSU.
- ⊕ Originally from Bosnia, Sehic thrives as a bruising skilled forward who can score inside and out.
- ⊕ As a junior with Cy Woods High School in Cypress Texas, he averaged 17.6 points, 13 rebounds, 1.8 assists, and 1.1 blocks per game.
- ⊕ As a senior, he averaged 20 points, 14 rebounds, two assists, one block and one steal.
- ⊕ Holds Cy Woods record for points, rebounds, and games played.
- ⊕ Named MVP of his district, was a two-time all-state and academic all-state selection.
- ⊕ Son of Jasmin and Amra Sehic...Has one sister, Melissa.
- ⊕ Recipient of the Jerry H. Smith Scholarship.
- ⊕ Advice to youngsters: "It's never too early to start focusing on a dream or goal."

SEHIC GAME-BY-GAME (FRESHMAN)

Opponent	M	FG-A	3P-A	FT-A	Reb	PF	A	T	B	S	PTS
N13 Austin Peay	15	1-5	0-0	0-0	7	2	0	0	0	0	2
N16 Gardner-Webb	7	0-1	0-0	2-2	0	0	0	1	0	0	2
N19 Stony Brook	7	1-2	0-0	0-0	2	0	0	0	0	0	2
N23 vs. St. Johns	7	1-2	1-1	0-2	3	1	0	0	0	0	3
N24 vs. Wake Forest	4	0-1	0-0	0-0	1	1	0	0	0	0	0
N25 vs. Kansas	DNP										
D2 Detroit	10	0-1	0-0	1-2	3	1	0	0	0	0	1
D6 @Baylor	DNP										
D9 Dayton	3	0-0	0-0	0-0	0	1	0	0	0	0	0
D19 Wofford	8	0-1	0-1	0-0	1	2	1	1	0	0	0
D22 @Purdue	4	1-1	1-1	0-0	0	0	0	0	0	0	3
D30 W. Michigan	3	0-0	0-0	1-2	0	1	1	0	0	0	1
J2 LSU	4	1-1	1-1	0-0	2	0	0	0	0	0	3
J5 @Arkansas	DNP										
J9 @S. Carolina	DNP										
J12 Auburn	3	1-1	0-0	0-0	1	0	1	0	0	0	2
J16 Alabama	1	0-0	0-0	0-0	0	0	0	0	0	0	0
J20 @Tennessee	1	0-0	0-0	1-2	0	0	0	0	0	0	1
J23 @Kentucky	2	0-2	0-0	2-2	3	0	0	0	0	0	2
J26 Florida	DNP										
J30 @Texas	DNP										
F4 Texas A&M	4	0-0	0-0	0-0	0	0	0	0	0	0	0
F6 @Ole Miss	DNP										
F10 Missouri	2	0-1	0-1	0-0	1	0	0	0	0	0	0
F13 @Auburn	11	0-1	0-1	2-2	2	3	0	0	0	1	2
F16 @Miss. State	DNP										
F20 Georgia	DNP										
F23 @Florida	0+	0-0	0-0	0-0	1	0	0	0	0	0	0
F27 Kentucky	1	0-0	0-0	0-0	0	0	0	0	0	0	0
M1 Tennessee	1	0-0	0-0	0-0	1	0	0	0	0	0	0
M5 @Texas A&M	6	1-1	0-0	0-0	3	0	1	0	0	0	2

Sehic's Overall Statistics at Vanderbilt

Year	GP	GS	Min	Avg	FG	FGA	Pct	3FG	3FGA	Pct	FT	FTA	Pct	Off	Def	Tot	Avg	PF	FO	Ast	TO	Blk	Stl	Pts	Avg
2015-16	22	0	104	4.7	7	21	.333	3	6	.500	9	14	.643	12	19	31	1.4	11	0	4	2	0	1	26	1.2
TOTAL	22	0	104	4.7	7	21	.333	3	6	.500	9	14	.643	12	19	31	1.4	11	0	4	2	0	1	26	1.2

Sehic's SEC Statistics at Vanderbilt

Year	GP	GS	Min	Avg	FG	FGA	Pct	3FG	3FGA	Pct	FT	FTA	Pct	Off	Def	Tot	Avg	PF	FO	Ast	TO	Blk	Stl	Pts	Avg
2015-16	12	0	36	3.0	3	7	.429	1	3	.333	5	6	.833	5	9	14	1.2	3	0	2	0	0	1	12	1.0
TOTAL	12	0	36	3.0	3	7	.429	1	3	.333	5	6	.833	5	9	14	1.2	3	0	2	0	0	1	12	1.0



JOE TOYE

2

Freshman, Guard
6'7" 201 lbs.
Chicago, Ill.
Whitney Young HS

SEASON HIGHS

Points: 10, vs. Detroit (12/2/15)
FG Made: 3, 5x, last at Auburn (2/13/16)
FG Atts: 6, vs. Austin Peay (11/13/15)
3FG Made: 1, 4x, last at TAMU (3/5/16)
3FG Atts: 3, vs. LSU (1/2/16)
FT Made: 4, vs. Detroit (12/2/15)
FT Atts: 6, vs. Detroit (12/2/15)
Rebounds: 4, 2x, vs. Detroit (12/2/15)
Assists: 1, 3x, last at Kentucky (1/23/16)
Turnovers: 1, 6x, last vs. Tennessee (3/1/16)
Blocks: 1, vs Wofford (12/19/15)
Steals: 1, 5x, last vs. Tennessee (3/1/16)
Minutes: 16, 2x, last at S. Carolina (1/9/16)

CAREER HIGHS

Points: 10, vs. Detroit (12/2/15)
FG Made: 3, 5x, last at Auburn (2/13/16)
FG Atts: 6, vs. Austin Peay (11/13/15)
3FG Made: 1, 4x, last at TAMU (3/5/16)
3FG Atts: 3, vs. LSU (1/2/16)
FT Made: 4, vs. Detroit (12/2/15)
FT Atts: 6, vs. Detroit (12/2/15)
Rebounds: 4, 2x, vs. Detroit (12/2/15)
Assists: 1, 3x, last at Kentucky (1/23/16)
Turnovers: 1, 6x, last vs. Tennessee (3/1/16)
Blocks: 1, vs Wofford (12/19/15)
Steals: 1, 5x, last vs. Tennessee (3/1/16)
Minutes: 16, 2x, last at S. Carolina (1/9/16)

MISCELLANEOUS

TOYE NOTEBOOK

- ✪ Tied a career high with three made field goals at Auburn.
- ✪ Tied a season high with 16 minutes played at South Carolina.
- ✪ Scored career-high 10 points vs. Detroit - tied his career high with three made field goals.
- ✪ Signed with the Commodores in November of 2014.
- ✪ Was ranked as the sixth-best player in the state of Illinois and a four-star prospect by ESPN, and was also ranked as the 113th-best prospect in the nation by Rivals.com.
- ✪ Toye and his twin sister Elizabeth are both Division I basketball signees - Elizabeth signed with Wisconsin.
- ✪ Attended Whitney Young High School in Chicago, where he was named as a First-Team All-City selection.
- ✪ Averaged 18.0 points, 7.0 rebounds, 2.0 assists, 2.0 steals, and 1.5 blocks as a senior.
- ✪ Chose the Commodores over Iowa, Memphis, Creighton, Bradley, UIC, and Missouri.
- ✪ Recipient of the Edie and David Johnson Family Basketball Scholarship.
- ✪ Advice to youngsters: "Don't let negative influences in your life."

TOYE GAME-BY-GAME (FRESHMAN)

Opponent	M	FG-A	3P-A	FT-A	Reb	PF	A	T	B	S	PTS
N13 Austin Peay	10	3-6	1-1	0-0	0	0	0	1	0	1	7
N16 Gardner-Webb	10	3-4	0-1	2-4	3	1	0	1	0	0	8
N19 Stony Brook	3	0-0	0-0	0-0	0	0	0	0	0	0	0
N23 vs. St. Johns	10	3-4	0-0	3-4	4	0	0	0	0	0	9
N24 vs. Wake Forest	6	1-2	1-1	0-0	0	0	1	0	0	1	3
N25 vs. Kansas	DNP										
D2 Detroit	12	3-5	0-1	4-6	4	4	0	1	0	0	10
D6 @Baylor	DNP										
D9 Dayton	12	1-4	0-0	0-0	2	1	0	0	0	0	2
D19 Wofford	16	2-3	1-1	1-2	2	2	1	0	1	0	2
D22 @Purdue	9	2-4	0-0	1-2	2	1	0	0	0	1	5
D30 W. Michigan	8	2-2	0-0	0-0	0	2	1	0	0	0	4
J2 LSU	5	0-4	0-3	0-0	2	0	1	1	0	0	0
J5 @Arkansas	2	0-1	0-0	0-0	0	1	0	0	0	0	0
J9 @S. Carolina	16	1-2	0-0	3-4	3	2	0	1	0	1	5
J12 Auburn	11	0-3	0-1	2-2	1	2	0	1	0	0	2
J16 Alabama	1	0-0	0-0	0-0	0	0	0	0	0	0	0
J20 @Tennessee	1	0-0	0-0	0-0	0	0	0	0	0	0	0
J23 @Kentucky	12	1-1	0-0	3-4	0	0	1	0	0	0	5
J26 Florida	4	0-0	0-0	0-0	1	0	0	0	0	0	0
J30 @Texas	12	0-2	0-1	1-2	0	2	0	0	0	0	1
F4 Texas A&M	3	0-1	0-0	0-0	1	1	0	1	0	0	0
F6 @Ole Miss	1	0-1	0-1	0-0	1	1	0	1	0	0	0
F10 Missouri	2	1-1	0-0	0-1	1	0	0	1	1	0	2
F13 @Auburn	11	3-4	0-1	1-1	2	1	1	1	0	0	7
F16 @Miss. State	DNP										
F20 Georgia	11	2-3	0-0	0-0	0	1	0	0	0	1	4
F23 @Florida	6	0-1	0-0	0-0	0	0	0	0	0	0	0
F27 Kentucky	3	0-0	0-0	0-0	0	0	0	0	0	0	0
M1 Tennessee	10	2-4	1-2	0-1	1	0	0	1	0	1	5
M5 @Texas A&M	1	1-1	1-1	0-0	0	0	0	0	0	0	3

Year	GP	GS	Min	Avg	FG	FGA	Pct	3FG	3FGA	Pct	FT	FTA	Pct	Off	Def	Tot	Avg	PF	FO	Ast	TO	Blk	Stl	Pts	Avg
2015-16	28	0	208	7.4	31	63	.492	5	15	.333	21	33	.636	5	25	30	1.1	22	0	6	11	2	6	88	3.1
TOTAL	28	0	208	7.4	31	63	.492	5	15	.333	21	33	.636	5	25	30	1.1	22	0	6	11	2	6	88	3.1

Year	GP	GS	Min	Avg	FG	FGA	Pct	3FG	3FGA	Pct	FT	FTA	Pct	Off	Def	Tot	Avg	PF	FO	Ast	TO	Blk	Stl	Pts	Avg
2015-16	17	0	100	5.9	11	27	.407	2	9	.222	9	13	.692	2	11	13	0.8	9	0	3	8	1	3	33	1.9
TOTAL	17	0	100	5.9	11	27	.407	2	9	.222	9	13	.692	2	11	13	0.8	9	0	3	8	1	3	33	1.9



NATHAN WATKINS

10 Senior, Guard
6'5" 186 lbs.
Brentwood, Tenn.
Ensworth School

SEASON HIGHS

Points: 2, 2x, last vs. Tennessee (3/1/16)
FG Made: 1, 2x, last vs. Tennessee (3/1/16)
FG Atts: 1, 2x, last vs. Tennessee (3/1/16)
3FG Made:
3FG Atts: 1, vs. Austin Peay (11/13/15)
FT Made:
FT Atts: 2, vs. Austin Peay (11/13/15)
Rebounds: 2, vs. Austin Peay (11/13/15)
Assists: 1, vs. Tennessee (3/1/16)
Turnovers:
Blocks:
Steals:
Minutes: 6, vs. Detroit (12/2/15)

CAREER HIGHS

Points: 7, at Auburn (2/22/14)
FG Made: 2, 2x, last vs. LSU (3/6/14)
FG Atts: 6, at Auburn (2/22/14)
3FG Made: 1, 2x, last vs. LSU (3/6/14)
3FG Atts: 5, at Auburn (2/22/14)
FT Made: 3, at Tennessee (3/1/14)
FT Atts: 4, at Tennessee (3/1/14)
Rebounds: 4, vs. Miss. State (3/12/14)
Assists: 1, vs. Tennessee (3/1/16)
Turnovers: 2, vs. Alabama A&M (12/15/12)
Blocks:
Steals: 1, at Mississippi State (2/23/13)
Minutes: 16, at Auburn (2/22/14)

WATKINS NOTEBOOK

- ✪ Made first start of his career vs. Tennessee on senior night.
- ✪ Walk-on guard from Brentwood, Tenn., who played at Ensworth School in Nashville.
- ✪ Played in 12 games this season.
- ✪ Played in 12 games as a junior in 2014-15.
- ✪ Played in nine games in 2013-14, including five out of the last six.
- ✪ Averaged 2.3 points and 0.9 rebounds per game.
- ✪ Scored the first point of his career against Northeastern (1/4/14).
- ✪ Played a career-high 16 minutes in a win at Auburn (2/22/14), where he helped contribute to the win with seven points and three rebounds.
- ✪ Scored six points at Tennessee (3/1/14)...Grabbed four rebounds vs. Miss. State (3/12/14) in the SEC Tournament.
- ✪ Averaged 13 points and five rebounds in his senior season at Ensworth, where he was team captain.
- ✪ In his junior and senior years, he was a part of two state and regional championship teams, and his Ensworth squad claimed the 2012 Naples Daily News Tournament Championship.
- ✪ Individually, he was named to the TSSAA State All-Tournament team and the Tennessee Prep Hoops All-Region team in his senior season, while also being named a finalist for the Moss-Oliver Award, an award the Nashville City Civitan Club presents annually to a girl and boy basketball player from a Nashville high school who excels in athletics, academics, school activities and community involvement.
- ✪ Majoring in Medicine, Health, and Society.
- ✪ Nickname is Swatkins.
- ✪ Advice to youngsters: "Never be satisfied with where you're at."

WATKINS GAME-BY-GAME (SENIOR)

Opponent	M	FG-A	3P-A	FT-A	Reb	PF	A	T	B	S	PTS
N13 Austin Peay	4	0-0	0-0	0-2	2	1	0	0	0	0	0
N16 Gardner-Webb	2	0-0	0-0	0-0	0	0	0	0	0	0	0
N19 Stony Brook	DNP										
N23 vs. St. Johns	2	0-0	0-0	0-0	1	0	0	0	0	0	0
N24 vs. Wake Forest	2	0-0	0-0	0-0	0	0	0	0	0	0	0
N25 vs. Kansas	DNP										
D2 Detroit	6	0-0	0-0	0-0	1	0	0	0	0	0	0
D6 @Baylor	DNP										
D9 Dayton	DNP										
D19 Wofford	2	0-0	0-0	0-0	0	0	0	0	0	0	0
D22 @Purdue	DNP										
D30 W. Michigan	1	0-0	0-0	0-0	0	0	0	0	0	0	0
J2 LSU	DNP										
J5 @Arkansas	DNP										
J9 @S. Carolina	DNP										
J12 Auburn	DNP										
J16 Alabama	DNP										
J20 @Tennessee	DNP										
J23 @Kentucky	DNP										
J26 Florida	DNP										
J30 @Texas	DNP										
F4 Texas A&M	DNP										
F6 @Ole Miss	DNP										
F10 Missouri	DNP										
F13 @Auburn	3	1-1	0-0	0-0	0	1	0	0	0	0	2
F16 @Miss. State	DNP										
F20 Georgia	DNP										
F23 @Florida	0+	0-0	0-0	0-0	0	0	0	0	0	0	0
F27 Kentucky	1	0-0	0-0	0-0	0	0	0	0	0	0	0
M1 Tennessee*	5	1-1	0-0	0-0	0	1	1	0	0	0	2
M5 @Texas A&M	DNP										

Watkins' Overall Statistics at Vanderbilt

Year	GP	GS	Min	Avg	FG	FGA	Pct	3FG	3FGA	Pct	FT	FTA	Pct	Off	Def	Tot	Avg	PF	FO	Ast	TO	Blk	Stl	Pts	Avg
2012-13	5	0	5	1.0	0	1	.000	0	1	.000	0	0	.000	0	1	1	0.2	0	0	0	2	0	1	0	0.0
2013-14	9	0	53	5.9	5	18	.278	3	15	.200	8	11	.727	2	6	8	0.9	3	0	0	4	0	0	21	2.3
2014-15	12	0	18	1.5	0	2	.000	0	2	.000	0	0	.000	0	1	1	0.1	2	0	0	1	0	0	0	0.0
2015-16	12	1	29	2.4	2	2	1.000	0	0	.000	0	2	.000	1	4	5	0.4	3	0	1	0	0	0	4	0.3
TOTAL	38	1	105	2.8	7	23	.304	3	18	.167	8	13	.615	3	12	15	0.4	8	0	1	7	0	1	25	0.7

Watkins' SEC Statistics at Vanderbilt

Year	GP	GS	Min	Avg	FG	FGA	Pct	3FG	3FGA	Pct	FT	FTA	Pct	Off	Def	Tot	Avg	PF	FO	Ast	TO	Blk	Stl	Pts	Avg
2012-13	2	0	2	1.0	0	1	.000	0	1	.000	0	0	.000	0	0	0	0.0	0	0	0	0	0	1	0	0.0
2013-14	5	0	39	7.8	5	16	.313	3	13	.231	7	8	.875	1	3	4	0.8	1	0	0	3	0	0	20	4.0
2015-16	5	1	10	2.0	2	2	1.000	0	0	.000	0	0	.000	0	1	1	0.2	2	0	1	0	0	0	4	0.8
TOTAL	17	1	59	3.5	7	21	.333	3	16	.188	7	8	.875	1	4	5	0.3	3	0	1	3	0	1	24	1.4

2015-16 Vanderbilt Basketball
Vanderbilt Combined Team Statistics (as of Mar 08, 2016)
All games

RECORD:	OVERALL	HOME	AWAY	NEUTRAL
ALL GAMES	19-12	14-2	3-9	2-1
CONFERENCE	11-7	8-1	3-6	0-0
NON-CONFERENCE	8-5	6-1	0-3	2-1

##	Player	gp-gs	min	avg	Total		3-Point		F-Throw		Rebounds			pf	dq	a	to	blk	stl	pts	avg	
					fg-fga	fg%	3fg-fga	3fg%	ft-fa	ft%	off	def	tot									avg
04	BALDWIN IV, Wade	31-28	935	30.2	127-294	.432	41-94	.436	149-188	.793	12	110	122	3.9	77	5	159	83	11	38	444	14.3
30	JONES, Damian	31-31	811	26.2	177-298	.594	0-3	.000	87-156	.558	72	148	220	7.1	101	7	38	63	52	8	441	14.2
05	FISHER-DAVIS, Matth	30-26	826	27.5	98-221	.443	75-165	.455	25-33	.758	12	98	110	3.7	45	1	36	24	9	15	296	9.9
11	ROBERSON, Jeff	30-23	805	26.8	88-171	.515	30-63	.476	84-100	.840	53	112	165	5.5	94	5	36	31	6	15	290	9.7
03	KORNET, Luke	26-23	699	26.9	82-203	.404	23-85	.271	48-69	.696	48	139	187	7.2	66	1	39	31	77	13	235	9.0
13	LACHANCE, Riley	31-19	786	25.4	76-212	.358	42-114	.368	25-33	.758	11	63	74	2.4	58	1	78	42	1	19	219	7.1
24	CRESSLER, Nolan	28-2	359	12.8	55-122	.451	17-62	.274	12-23	.522	9	55	64	2.3	41	1	23	21	2	3	139	5.0
40	HENDERSON, Josh	30-1	318	10.6	38-77	.494	2-3	.667	28-45	.622	19	47	66	2.2	37	1	17	20	12	6	106	3.5
00	JUSTICE, Camron	25-0	254	10.2	31-75	.413	21-54	.389	5-6	.833	2	25	27	1.1	27	0	8	14	0	9	88	3.5
02	TOYE, Joe	28-0	208	7.4	31-63	.492	5-15	.333	21-33	.636	5	25	30	1.1	22	0	6	11	2	6	88	3.1
21	SEHIC, Samir	22-0	104	4.7	7-21	.333	3-6	.500	9-14	.643	12	19	31	1.4	11	0	4	2	0	1	26	1.2
20	MCGLOIN, Phillip	11-0	18	1.6	3-9	.333	2-6	.333	3-4	.750	0	4	4	0.4	2	0	0	0	0	0	11	1.0
10	WATKINS, Nathan	12-1	29	2.4	2-2	1.000	0-0	.000	0-2	.000	1	4	5	0.4	3	0	1	0	0	0	4	0.3
14	JOSEPHS, Carter	22-1	98	4.5	1-1	1.000	0-0	.000	2-5	.400	1	6	7	0.3	6	0	16	7	0	2	4	0.2
Team													38	45	83		2		13			
Total.....		31	6250		816-1769	.461	261-670	.390	498-711	.700	295	900	1195	38.5	592	22	461	362	172	135	2391	77.1
Opponents.....		31	6250		737-1911	.386	170-584	.291	444-659	.674	376	779	1155	37.3	619	-	321	312	95	174	2088	67.4

TEAM STATISTICS	VU	OPP	Date	Opponent	Score	Att.		
SCORING	2391	2088	11/13/15	AUSTIN PEAY	w 80-41	10116		
Points per game	77.1	67.4	11/16/15	GARDNER-WEBB	w 98-62	9728		
Scoring margin	+9.8	-	11/19/15	STONY BROOK	Wot 79-72	9819		
FIELD GOALS-ATT	816-1769	737-1911	# 11/23/15	vs ST JOHNS	w 92-55	2400		
Field goal pct	.461	.386	# 11/24/15	vs Wake Forest	w 86-64	2400		
3 POINT FG-ATT	261-670	170-584	# 11/25/15	vs KANSAS	L 63-70	2400		
3-point FG pct	.390	.291	12/02/15	DETROIT	w 102-52	9958		
3-pt FG made per game	8.4	5.5	12/06/15	at Baylor	L 67-69	7084		
FREE THROWS-ATT	498-711	444-659	12/09/15	DAYTON	L 67-72	10469		
Free throw pct	.700	.674	12/19/15	WOFFORD	w 80-56	10667		
F-Throws made per game	16.1	14.3	12/22/15	at Purdue	L 55-68	14846		
REBOUNDS	1195	1155	12/30/15	WESTERN MICHIGAN	w 86-61	10092		
Rebounds per game	38.5	37.3	* 01/02/16	LSU	L 82-90	13380		
Rebounding margin	+1.3	-	* 01/05/16	at Arkansas	Lot 85-90	14179		
ASSISTS	461	321	* 01/09/16	at South Carolina	L 65-69	15055		
Assists per game	14.9	10.4	* 01/12/16	AUBURN	w 75-57	10414		
TURNOVERS	362	312	* 01/16/16	ALABAMA	w 71-63	12565		
Turnovers per game	11.7	10.1	* 01/20/16	at Tennessee	w 88-74	13561		
Turnover margin	-1.6	-	* 01/23/16	at Kentucky	L 57-76	22975		
Assist/turnover ratio	1.3	1.0	* 01/26/16	FLORIDA	w 60-59	11351		
STEALS	135	174	01/30/16	at Texas	L 58-72	13041		
Steals per game	4.4	5.6	* 02/04/16	TEXAS A&M	w 77-60	10432		
BLOCKS	172	95	* 02/06/16	at Ole Miss	L 78-85	9500		
Blocks per game	5.5	3.1	* 02/10/16	MISSOURI	w 86-71	10006		
ATTENDANCE	178167	152631	* 02/13/16	at Auburn	w 86-57	7954		
Home games-Avg/Game	16-11135	12-12119	* 02/16/16	at Mississippi State	L 74-75	6194		
Neutral site-Avg/Game	-	3-2400	* 02/20/16	GEORGIA	w 80-67	11745		
Score by Periods	1st	2nd	OT	Totals	* 2/23/16	at Florida	w 87-74	9035
Vanderbilt	1150	1220	21	2391	* 02/27/16	KENTUCKY	w 74-62	14326
Opponents	901	1168	19	2088	* 03/01/16	TENNESSEE	w 86-69	13099
					* 03/05/16	at Texas A&M	L 67-76	12007

#- Maui Jim Maui Invitational, Lahaina, Hawaii
* = Conference game

2015-16 Vanderbilt Basketball
 Vanderbilt Combined Team Statistics (as of Mar 05, 2016)
 Conference games

RECORD:	OVERALL	HOME	AWAY	NEUTRAL
ALL GAMES	11-7	8-1	3-6	0-0
CONFERENCE	11-7	8-1	3-6	0-0
NON-CONFERENCE	0-0	0-0	0-0	0-0

##	Player	gp-gs	min	avg	Total		3-Point		F-Throw		Rebounds				pf	dq	a	to	blk	stl	pts	avg	
					fg-fga	fg%	3fg-fga	3fg%	ft-fa	ft%	off	def	tot	avg									
04	BALDWIN IV, Wade	18-16	587	32.6	70-181	.387	23-56	.411	105-135	.778	9	68	77	4.3	42	3	112	48	8	18	268	14.9	
30	JONES, Damian	18-18	478	26.6	108-172	.628	0-1	.000	48-84	.571	44	90	134	7.4	64	6	15	36	27	3	264	14.7	
11	ROBERSON, Jeff	18-17	524	29.1	60-114	.526	21-43	.488	57-65	.877	33	69	102	5.7	61	4	29	17	2	7	198	11.0	
05	FISHER-DAVIS, Matth	17-14	491	28.9	57-130	.438	44-101	.436	18-24	.750	5	48	53	3.1	26	1	21	15	4	7	176	10.4	
03	KORNET, Luke	17-15	500	29.4	52-132	.394	19-59	.322	31-47	.660	29	103	132	7.8	47	1	26	26	54	9	154	9.1	
13	LACHANCE, Riley	18-7	417	23.2	35-115	.304	22-64	.344	16-23	.696	6	40	46	2.6	31	1	36	27	0	13	108	6.0	
24	CRESSLER, Nolan	15-0	144	9.6	24-55	.436	5-23	.217	9-17	.529	5	25	30	2.0	18	1	8	8	1	3	62	4.1	
00	JUSTICE, Camron	17-0	136	8.0	18-45	.400	13-33	.394	1-2	.500	1	15	16	0.9	17	0	4	9	0	3	50	2.9	
40	HENDERSON, Josh	18-1	153	8.5	19-34	.559	1-1	1.000	8-19	.421	9	22	31	1.7	14	0	8	15	3	2	47	2.6	
02	TOYE, Joe	17-0	100	5.9	11-27	.407	2-9	.222	9-13	.692	2	11	13	0.8	9	0	3	8	1	3	33	1.9	
21	SEHIC, Samir	12-0	36	3.0	3-7	.429	1-3	.333	5-6	.833	5	9	14	1.2	3	0	2	0	0	1	12	1.0	
10	WATKINS, Nathan	5-1	10	2.0	2-2	1.000	0-0	.000	0-0	.000	0	1	1	0.2	2	0	1	0	0	0	4	0.8	
14	JOSEPHS, Carter	13-1	45	3.5	0-0	.000	0-0	.000	2-5	.400	1	2	3	0.2	4	0	5	2	0	0	2	0.2	
20	MCGLOIN, Phillip	4-0	4	1.0	0-1	.000	0-1	.000	0-0	.000	0	1	1	0.3	0	0	0	0	0	0	0	0.0	
Team												21	23	44								10	
Total.....		18	3625		459-1015	.452	151-394	.383	309-440	.702	170	527	697	38.7	338	17	270	221	100	69	1378	76.6	
Opponents.....		18	3625		455-1132	.402	108-354	.305	256-390	.656	217	464	681	37.8	375	-	211	161	66	102	1274	70.8	

TEAM STATISTICS	VU	OPP	Date	Opponent	Score	Att.
SCORING	1378	1274	* 01/02/16	LSU	L 82-90	13380
Points per game	76.6	70.8	* 01/05/16	at Arkansas	Lot 85-90	14179
Scoring margin	+5.8	-	* 01/09/16	at South Carolina	L 65-69	15055
FIELD GOALS-ATT	459-1015	455-1132	* 01/12/16	AUBURN	w 75-57	10414
Field goal pct	.452	.402	* 01/16/16	ALABAMA	w 71-63	12565
3 POINT FG-ATT	151-394	108-354	* 01/20/16	at Tennessee	w 88-74	13561
3-point FG pct	.383	.305	* 01/23/16	at Kentucky	L 57-76	22975
3-pt FG made per game	8.4	6.0	* 01/26/16	FLORIDA	w 60-59	11351
FREE THROWS-ATT	309-440	256-390	* 02/04/16	TEXAS A&M	w 77-60	10432
Free throw pct	.702	.656	* 02/06/16	at Ole Miss	L 78-85	9500
F-Throws made per game	17.2	14.2	* 02/10/16	MISSOURI	w 86-71	10006
REBOUNDS	697	681	* 02/13/16	at Auburn	w 86-57	7954
Rebounds per game	38.7	37.8	* 02/16/16	at Mississippi State	L 74-75	6194
Rebounding margin	+0.9	-	* 02/20/16	GEORGIA	w 80-67	11745
ASSISTS	270	211	* 2/23/16	at Florida	w 87-74	9035
Assists per game	15.0	11.7	* 02/27/16	KENTUCKY	w 74-62	14326
TURNOVERS	221	161	* 03/01/16	TENNESSEE	w 86-69	13099
Turnovers per game	12.3	8.9	* 03/05/16	at Texas A&M	L 67-76	12007
Turnover margin	-3.3	-				
Assist/turnover ratio	1.2	1.3				
STEALS	69	102				
Steals per game	3.8	5.7				
BLOCKS	100	66				
Blocks per game	5.6	3.7				
ATTENDANCE	107318	110460				
Home games-Avg/Game	9-11924	9-12273				
Neutral site-Avg/Game	-	0-0				

#- Maui Jim Maui Invitational, Lahaina, Hawaii
 * = Conference game

Score by Periods	1st	2nd	OT	Totals
Vanderbilt	668	702	8	1378
Opponents	558	703	13	1274

2015-16 Vanderbilt Basketball
Vanderbilt Team Game-by-Game (as of Mar 08, 2016)
All games

TEAM STATISTICS

Opponent	Date	Score		Total		3-Pointers		Free throws		Rebounds				pf	a	t/o	blk	stl	pts	avg
				fg-fga	pct	3fg-fga	pct	ft-fta	pct	off	def	tot	avg							
AUSTIN PEAY	11/13/15	80-41	W	32-72	.444	8-19	.421	8-15	.533	17	34	51	51.0	19	17	9	8	6	80	80.0
GARDNER-WEBB	11/16/15	98-62	W	32-55	.582	11-23	.478	23-32	.719	10	25	35	43.0	19	19	10	5	9	98	89.0
STONY BROOK	11/19/15	79-72	Wot	29-65	.446	5-18	.278	16-23	.696	7	27	34	40.0	16	8	6	5	3	79	85.7
vs ST JOHNS	11/23/15	92-55	W	33-62	.532	12-25	.480	14-21	.667	13	36	49	42.2	20	21	11	6	3	92	87.2
vs Wake Forest	11/24/15	86-64	W	31-63	.492	7-17	.412	17-22	.773	13	30	43	42.4	25	14	8	4	6	86	87.0
vs KANSAS	11/25/15	63-70	L	23-56	.411	6-27	.222	11-15	.733	6	26	32	40.7	21	11	11	8	5	63	83.0
DETROIT	12/02/15	102-52	W	35-61	.574	12-26	.462	20-30	.667	11	42	53	42.4	14	18	12	11	7	102	85.7
at Baylor	12/06/15	67-69	L	22-47	.468	10-21	.476	13-17	.765	9	23	32	41.1	17	17	17	6	6	67	83.4
DAYTON	12/09/15	67-72	L	21-51	.412	6-17	.353	19-25	.760	7	24	31	40.0	21	6	13	6	3	67	81.6
WOFFORD	12/19/15	80-56	W	25-50	.500	10-17	.588	20-27	.741	6	37	43	40.3	15	14	11	5	1	80	81.4
at Purdue	12/22/15	55-68	L	22-63	.349	5-16	.313	6-11	.545	11	23	34	39.7	27	12	11	1	8	55	79.0
WESTERN MICHIGAN	12/30/15	86-61	W	29-56	.518	11-30	.367	17-23	.739	7	25	32	39.1	20	22	9	3	7	86	79.6
LSU	01/02/16	82-90	L	25-54	.463	10-23	.435	22-25	.880	3	26	29	38.3	25	13	17	2	6	82	79.8
at Arkansas	01/05/16	85-90	Lot	26-52	.500	10-20	.500	23-32	.719	6	35	41	38.5	25	20	26	2	1	85	80.1
at South Carolina	01/09/16	65-69	L	20-61	.328	5-24	.208	20-29	.690	12	24	36	38.3	25	10	11	7	5	65	79.1
AUBURN	01/12/16	75-57	W	26-47	.553	7-13	.538	16-25	.640	9	36	45	38.8	21	16	17	10	2	75	78.9
ALABAMA	01/16/16	71-63	W	20-49	.408	9-16	.563	22-36	.611	6	23	29	38.2	18	14	7	1	5	71	78.4
at Tennessee	01/20/16	88-74	W	23-57	.404	13-33	.394	29-39	.744	11	39	50	38.8	22	20	12	10	3	88	78.9
at Kentucky	01/23/16	57-76	L	16-50	.320	5-15	.333	20-25	.800	10	22	32	38.5	10	8	12	3	3	57	77.8
FLORIDA	01/26/16	60-59	W	18-44	.409	3-9	.333	21-33	.636	10	31	41	38.6	15	9	19	9	4	60	76.9
at Texas	01/30/16	58-72	L	23-53	.434	7-20	.350	5-10	.500	8	21	29	38.1	20	12	13	4	2	58	76.0
TEXAS A&M	02/04/16	77-60	W	30-59	.508	13-29	.448	4-6	.667	9	29	38	38.1	13	19	12	7	2	77	76.0
at Ole Miss	02/06/16	78-85	L	26-57	.456	9-28	.321	17-27	.630	11	30	41	38.3	30	18	19	4	7	78	76.1
MISSOURI	02/10/16	86-71	W	31-65	.477	8-29	.276	16-27	.593	13	33	46	38.6	19	16	11	9	3	86	76.5
at Auburn	02/13/16	86-57	W	36-73	.493	9-29	.310	5-11	.455	10	37	47	38.9	15	21	6	4	6	86	76.9
at Mississippi State	02/16/16	74-75	L	27-61	.443	10-23	.435	10-17	.588	10	28	38	38.9	14	15	8	4	2	74	76.8
GEORGIA	02/20/16	80-67	W	25-55	.455	7-21	.333	23-29	.793	9	30	39	38.9	17	15	5	3	5	80	76.9
at Florida	2/23/16	87-74	W	30-52	.577	10-20	.500	17-24	.708	8	28	36	38.8	22	11	12	8	1	87	77.3
KENTUCKY	02/27/16	74-62	W	26-62	.419	6-16	.375	16-23	.696	11	28	39	38.8	16	11	5	3	1	74	77.2
TENNESSEE	03/01/16	86-69	W	31-64	.484	7-21	.333	17-21	.810	11	26	37	38.7	13	17	7	7	10	86	77.5
at Texas A&M	03/05/16	67-76	L	23-53	.434	10-25	.400	11-11	1.000	11	22	33	38.5	18	17	15	7	3	67	77.1
Vanderbilt		2391		816-1769	.461	261-670	.390	498-711	.700	295	900	1195	38.5	592	461	362	172	135	2391	77.1
Opponents		2088		737-1911	.386	170-584	.291	444-659	.674	376	779	1155	37.3	619	321	312	95	174	2088	67.4

Games played: 31
Points/game: 77.1
FG Pct: 46.1
3FG Pct: 39.0
FT Pct: 70.0

Rebounds/game: 38.5
Assists/game: 14.9
Turnovers/game: 11.7
Assist/turnover ratio: 1.3
Steals/game: 4.4
Blocks/game: 5.5

2015-16 Vanderbilt Basketball
 Vanderbilt Opponent Game-by-Game (as of Mar 08, 2016)
 All games

OPPONENT STATISTICS

Opponent	Date	Score		Total		3-Pointers		Free throws		Rebounds				pf	a	t/o	blk	stl	pts	avg
				fg-fga	pct	3fg-fga	pct	ft-fta	pct	off	def	tot	avg							
AUSTIN PEAY	11/13/15	80-41	W	14-64	.219	1-16	.063	12-19	.632	17	28	45	45.0	14	1	14	0	4	41	41.0
GARDNER-WEBB	11/16/15	98-62	W	21-50	.420	7-20	.350	13-18	.722	6	19	25	35.0	27	6	19	1	2	62	51.5
STONY BROOK	11/19/15	79-72	Wot	30-66	.455	4-17	.235	8-12	.667	10	33	43	37.7	21	11	15	5	2	72	58.3
vs ST JOHNS	11/23/15	92-55	W	18-60	.300	2-16	.125	17-22	.773	9	17	26	34.8	17	6	8	3	8	55	57.5
vs Wake Forest	11/24/15	86-64	W	19-58	.328	3-18	.167	23-32	.719	16	21	37	35.2	22	7	12	2	7	64	58.8
vs KANSAS	11/25/15	63-70	L	25-55	.455	8-16	.500	12-22	.545	8	31	39	35.8	11	8	12	1	6	70	60.7
DETROIT	12/02/15	102-52	W	16-70	.229	11-27	.407	9-12	.750	13	21	34	35.6	22	4	15	1	6	52	59.4
at Baylor	12/06/15	67-69	L	26-65	.400	5-11	.455	12-20	.600	20	19	39	36.0	17	18	7	3	7	69	60.6
DAYTON	12/09/15	67-72	L	27-60	.450	5-15	.333	13-22	.591	15	26	41	36.6	21	9	12	1	7	72	61.9
WOFFORD	12/19/15	80-56	W	21-61	.344	8-21	.381	6-9	.667	5	25	30	35.9	23	9	6	2	6	56	61.3
at Purdue	12/22/15	55-68	L	21-58	.362	2-19	.105	24-31	.774	14	29	43	36.5	14	14	11	8	5	68	61.9
WESTERN MICHIGAN	12/30/15	86-61	W	20-54	.370	2-18	.111	19-24	.792	11	24	35	36.4	21	8	14	0	2	61	61.8
LSU	01/02/16	82-90	L	30-62	.484	5-16	.313	25-31	.806	11	29	40	36.7	20	14	11	3	9	90	64.0
at Arkansas	01/05/16	85-90	Lot	29-71	.408	6-14	.429	26-35	.743	11	25	36	36.6	27	13	8	5	15	90	65.9
at South Carolina	01/09/16	65-69	L	24-57	.421	3-13	.231	18-29	.621	10	34	44	37.1	23	11	13	3	3	69	66.1
AUBURN	01/12/16	75-57	W	22-67	.328	4-22	.182	9-20	.450	16	19	35	37.0	23	8	10	7	4	57	65.5
ALABAMA	01/16/16	71-63	W	25-52	.481	6-19	.316	7-20	.350	9	30	39	37.1	23	7	12	5	4	63	65.4
at Tennessee	01/20/16	88-74	W	25-76	.329	4-20	.200	20-25	.800	15	28	43	37.4	26	11	6	4	5	74	65.8
at Kentucky	01/23/16	57-76	L	33-60	.550	6-19	.316	4-6	.667	6	26	32	37.2	19	12	7	3	6	76	66.4
FLORIDA	01/26/16	60-59	W	23-70	.329	7-22	.318	6-10	.600	18	25	43	37.5	24	6	13	3	6	59	66.0
at Texas	01/30/16	58-72	L	24-58	.414	4-16	.250	20-26	.769	15	22	37	37.4	14	9	6	2	10	72	66.3
TEXAS A&M	02/04/16	77-60	W	21-57	.368	7-22	.318	11-17	.647	10	21	31	37.1	10	11	7	3	8	60	66.0
at Ole Miss	02/06/16	78-85	L	24-67	.358	10-30	.333	27-38	.711	19	25	44	37.4	26	14	10	2	6	85	66.8
MISSOURI	02/10/16	86-71	W	27-72	.375	3-16	.188	14-24	.583	17	28	45	37.8	23	13	6	1	5	71	67.0
at Auburn	02/13/16	86-57	W	18-62	.290	8-32	.250	13-16	.813	9	29	38	37.8	16	13	12	0	5	57	66.6
at Mississippi State	02/16/16	74-75	L	28-58	.483	7-17	.412	12-18	.667	7	29	36	37.7	15	14	8	2	4	75	66.9
GEORGIA	02/20/16	80-67	W	24-63	.381	8-18	.444	11-20	.550	13	25	38	37.7	23	12	7	5	3	67	66.9
at Florida	2/23/16	87-74	W	24-60	.400	5-19	.263	21-27	.778	12	20	32	37.5	22	12	7	4	7	74	67.2
KENTUCKY	02/27/16	74-62	W	23-55	.418	6-22	.273	10-23	.435	9	28	37	37.5	22	10	5	7	2	62	67.0
TENNESSEE	03/01/16	86-69	W	28-61	.459	7-13	.538	6-8	.750	8	24	32	37.3	18	9	12	4	3	69	67.1
at Texas A&M	03/05/16	67-76	L	27-62	.435	6-20	.300	16-23	.696	17	19	36	37.3	15	21	7	5	7	76	67.4
Opponents		2088		737-1911	.386	170-584	.291	444-659	.674	376	779	1155	37.3	619	321	312	95	174	2088	67.4
Vanderbilt		2391		816-1769	.461	261-670	.390	498-711	.700	295	900	1195	38.5	592	461	362	172	135	2391	77.1

Games played: 31
 Points/game: 67.4
 FG Pct: 38.6
 3FG Pct: 29.1
 FT Pct: 67.4

Rebounds/game: 37.3
 Assists/game: 10.4
 Turnovers/game: 10.1
 Assist/turnover ratio: 1.0
 Steals/game: 5.6
 Blocks/game: 3.1

2015-16 Vanderbilt Basketball
Vanderbilt Points-Rebounds-Assists (as of Mar 08, 2016)
All games

Opponent	Date	Score	00		02		03		04		05		10		11	
			JUSTICE,CA	TOYE,JOE	KORNET,LUK	BALDWIN IV	FISHER-DAV	WATKINS,NA	ROBERSON,J							
AUSTIN PEAY	11/13/15	80-41	w	8-2-1	7-0-0	13-13-3	14-4-4	6-1-3	0-2-0	DNP						
GARDNER-WEBB	11/16/15	98-62	w	3-0-0	8-3-0	10-1-0	9-1-2	9-2-1	0-0-0	18-8-0						
STONY BROOK	11/19/15	79-72	w	2-1-0	0-0-0	9-6-1	21-6-2	11-4-1	DNP	4-1-0						
vs ST JOHNS	11/23/15	92-55	w	11-3-2	9-4-0	13-7-3	9-3-6	6-2-2	0-1-0	11-13-0						
vs Wake Forest	11/24/15	86-64	w	2-2-0	3-0-1	8-6-0	17-4-2	9-4-0	0-0-0	10-7-0						
vs KANSAS	11/25/15	63-70	L	9-3-0	DNP	14-4-1	11-2-2	0-1-2	DNP	0-1-2						
DETROIT	12/02/15	102-52	w	DNP	10-4-0	2-11-1	20-4-3	12-5-1	0-1-0	8-5-1						
at Baylor	12/06/15	67-69	L	DNP	DNP	7-4-1	19-4-4	11-5-3	DNP	4-3-0						
DAYTON	12/09/15	67-72	L	DNP	2-2-0	DNP	18-0-2	11-7-0	DNP	1-3-1						
WOFFORD	12/19/15	80-56	w	DNP	6-2-1	DNP	10-5-5	10-11-0	0-0-0	13-7-1						
at Purdue	12/22/15	55-68	L	DNP	5-2-0	DNP	13-8-5	7-6-1	DNP	12-3-0						
WESTERN MICHIGAN	12/30/15	86-61	w	3-0-0	4-0-1	DNP	15-4-10	9-1-0	0-0-0	11-10-1						
LSU	01/02/16	82-90	L	5-4-0	0-2-1	DNP	17-6-7	11-1-1	DNP	13-0-0						
at Arkansas	01/05/16	85-90	L	0-0-0	0-0-0	11-8-3	13-4-4	20-3-2	DNP	5-2-3						
at South Carolina	01/09/16	65-69	L	0-1-0	5-3-0	8-4-0	13-3-4	0-1-0	DNP	7-6-3						
AUBURN	01/12/16	75-57	w	0-1-1	2-1-0	11-11-2	17-7-10	DNP	DNP	14-8-0						
ALABAMA	01/16/16	71-63	w	1-0-0	0-0-0	8-6-2	8-5-5	3-0-0	DNP	16-11-5						
at Tennessee	01/20/16	88-74	w	12-1-1	0-0-0	10-14-3	25-4-5	18-8-4	DNP	11-10-2						
at Kentucky	01/23/16	57-76	L	0-1-1	5-0-1	7-7-2	7-1-2	3-4-0	DNP	12-0-0						
FLORIDA	01/26/16	60-59	w	0-0-0	0-1-0	4-9-0	24-2-4	6-5-0	DNP	6-6-1						
at Texas	01/30/16	58-72	L	0-0-1	1-0-0	5-3-3	0-0-0	19-8-1	DNP	0-2-1						
TEXAS A&M	02/04/16	77-60	w	3-0-0	0-1-0	14-9-1	17-3-8	5-2-0	DNP	20-1-3						
at Ole Miss	02/06/16	78-85	L	0-4-0	0-1-0	20-9-4	19-6-9	0-4-0	DNP	5-6-2						
MISSOURI	02/10/16	86-71	w	0-0-0	2-1-0	13-12-2	17-6-7	13-4-2	0-0-0	12-8-1						
at Auburn	02/13/16	86-57	w	7-2-1	7-2-1	5-7-1	9-5-7	16-4-2	2-0-0	0-5-3						
at Mississippi State	02/16/16	74-75	L	DNP	DNP	6-5-0	10-5-9	20-4-2	DNP	12-4-0						
GEORGIA	02/20/16	80-67	w	6-0-0	4-0-0	11-4-2	17-6-7	13-4-2	DNP	12-2-1						
at Florida	2/23/16	87-74	w	0-0-0	0-0-0	9-5-1	13-4-3	12-3-1	0-0-0	18-10-3						
KENTUCKY	02/27/16	74-62	w	0-0-0	0-0-0	8-11-1	14-1-6	20-4-0	0-1-0	16-8-1						
TENNESSEE	03/01/16	86-69	w	8-1-0	5-1-0	7-7-1	17-6-7	6-0-2	2-0-1	14-8-0						
at Texas A&M	03/05/16	67-76	L	8-1-0	3-0-0	2-4-1	11-3-8	10-2-3	DNP	5-7-1						

Opponent	Date	Score	13		14		20		21		24		30		40	
			LACHANCE,R	JOSEPHS,CA	MCGLOIN,PH	SEHIC,SAMI	CRESSLER,N	JONES,DAMI	HENDERSON,J							
AUSTIN PEAY	11/13/15	80-41	w	7-2-4	0-0-1	0-0-0	2-7-0	6-4-0	12-5-0	5-7-1						
GARDNER-WEBB	11/16/15	98-62	w	13-4-6	0-1-1	4-1-0	2-0-0	7-4-4	10-7-4	5-0-1						
STONY BROOK	11/19/15	79-72	w	13-1-3	DNP	DNP	2-2-0	4-1-0	13-6-1	0-1-0						
vs ST JOHNS	11/23/15	92-55	w	7-0-3	0-0-0	2-0-0	3-3-0	10-2-2	5-5-1	6-5-2						
vs Wake Forest	11/24/15	86-64	w	9-0-6	0-0-1	0-2-0	0-1-0	2-4-2	17-10-2	9-2-0						
vs KANSAS	11/25/15	63-70	L	7-4-1	DNP	DNP	DNP	5-4-1	17-10-2	0-0-0						
DETROIT	12/02/15	102-52	w	10-5-5	2-1-3	2-0-0	1-3-0	14-2-2	10-3-0	11-5-2						
at Baylor	12/06/15	67-69	L	7-1-1	DNP	DNP	DNP	8-2-2	9-8-6	2-2-0						
DAYTON	12/09/15	67-72	L	11-3-1	DNP	DNP	0-0-0	2-5-0	18-8-2	4-2-0						
WOFFORD	12/19/15	80-56	w	6-0-1	0-1-4	3-0-0	0-1-1	2-2-0	21-7-1	9-4-0						
at Purdue	12/22/15	55-68	L	0-2-2	0-0-0	DNP	3-0-0	3-1-2	6-3-1	6-5-1						
WESTERN MICHIGAN	12/30/15	86-61	w	14-3-5	0-1-1	0-0-0	1-0-1	14-3-0	13-5-1	2-2-2						
LSU	01/02/16	82-90	L	12-2-2	DNP	DNP	3-2-0	9-4-1	12-4-1	0-1-0						
at Arkansas	01/05/16	85-90	L	10-3-2	2-3-4	DNP	DNP	0-1-0	24-15-2	0-1-0						
at South Carolina	01/09/16	65-69	L	15-4-1	0-0-0	DNP	DNP	2-4-1	12-6-1	3-2-0						
AUBURN	01/12/16	75-57	w	13-5-1	0-0-0	DNP	2-1-1	2-3-0	9-4-0	5-4-1						
ALABAMA	01/16/16	71-63	w	18-1-1	0-0-0	DNP	0-0-0	0-0-0	13-2-1	4-3-0						
at Tennessee	01/20/16	88-74	w	2-3-5	0-0-0	DNP	1-0-0	1-1-0	6-7-0	2-0-0						
at Kentucky	01/23/16	57-76	L	3-1-1	0-0-0	DNP	2-3-0	3-3-0	13-9-1	2-2-0						
FLORIDA	01/26/16	60-59	w	0-4-3	0-0-0	DNP	DNP	DNP	20-12-1	0-0-0						
at Texas	01/30/16	58-72	L	7-3-4	0-0-0	DNP	DNP	0-0-0	26-9-2	DNP						
TEXAS A&M	02/04/16	77-60	w	5-3-4	DNP	DNP	0-0-0	0-0-0	13-10-1	0-3-2						
at Ole Miss	02/06/16	78-85	L	7-3-3	DNP	DNP	DNP	14-2-0	9-2-0	4-0-0						
MISSOURI	02/10/16	86-71	w	4-1-0	0-0-0	DNP	0-1-0	7-4-2	14-4-0	4-2-2						
at Auburn	02/13/16	86-57	w	4-4-2	0-0-1	0-1-0	2-2-0	11-3-1	17-9-1	6-2-1						
at Mississippi State	02/16/16	74-75	L	2-1-1	DNP	DNP	DNP	2-4-1	20-10-1	2-3-1						
GEORGIA	02/20/16	80-67	w	0-2-1	0-0-0	DNP	DNP	DNP	15-16-2	2-3-0						
at Florida	2/23/16	87-74	w	3-1-1	0-0-0	0-0-0	0-1-0	0-1-0	27-7-2	5-2-0						
KENTUCKY	02/27/16	74-62	w	1-1-2	0-0-0	0-0-0	0-0-0	DNP	15-8-1	0-0-0						
TENNESSEE	03/01/16	86-69	w	0-1-3	0-0-0	0-0-0	0-1-0	11-0-2	14-7-0	2-1-1						
at Texas A&M	03/05/16	67-76	L	9-6-3	DNP	DNP	2-3-1	0-0-0	11-2-0	6-2-0						

2015-16 Vanderbilt Basketball
Vanderbilt Game-by-Game Highs (as of Mar 08, 2016)
All games

Opponent	Date	Score	Points	Rebounds	Assists	Steals	Blocked shots
AUSTIN PEAY	11/13/15	80-41	14-BALDWIN IV, Wad	13-KORNET, Luke	4-BALDWIN IV, Wad LACHANCE, Riley	1-LACHANCE, Riley BALDWIN IV, Wade TOYE, Joe JONES, Damian HENDERSON, Josh FISHER-DAVIS, Mat	4-KORNET, Luke
GARDNER-WEBB	11/16/15	98-62	18-ROBERSON, Jeff	8-ROBERSON, Jeff	6-LACHANCE, Riley	3-LACHANCE, Riley	3-JONES, Damian
STONY BROOK	11/19/15	79-72	21-BALDWIN IV, Wad	6-JONES, Damian BALDWIN IV, Wade KORNET, Luke	3-LACHANCE, Riley	2-BALDWIN IV, Wad	3-KORNET, Luke
vs ST JOHNS	11/23/15	92-55	13-KORNET, Luke	13-ROBERSON, Jeff	6-BALDWIN IV, Wad	2-BALDWIN IV, Wad	2-KORNET, Luke HENDERSON, Josh
vs Wake Forest	11/24/15	86-64	17-BALDWIN IV, Wad JONES, Damian	10-JONES, Damian	6-LACHANCE, Riley	2-BALDWIN IV, Wad	2-KORNET, Luke JONES, Damian
vs KANSAS	11/25/15	63-70	17-JONES, Damian	10-JONES, Damian	2-ROBERSON, Jeff FISHER-DAVIS, Mat BALDWIN IV, Wade JONES, Damian	2-JUSTICE, Camron	4-KORNET, Luke
DETROIT	12/02/15	102-52	20-BALDWIN IV, Wad	11-KORNET, Luke	5-LACHANCE, Riley	2-BALDWIN IV, Wad JOSEPHS, Carter FISHER-DAVIS, Mat	5-KORNET, Luke
at Baylor	12/06/15	67-69	19-BALDWIN IV, Wad	8-JONES, Damian	6-JONES, Damian	2-BALDWIN IV, Wad ROBERSON, Jeff	3-JONES, Damian
DAYTON	12/09/15	67-72	18-BALDWIN IV, Wad JONES, Damian	8-JONES, Damian	2-JONES, Damian BALDWIN IV, Wade	1-BALDWIN IV, Wad ROBERSON, Jeff JONES, Damian	3-FISHER-DAVIS, M
WOFFORD	12/19/15	80-56	21-JONES, Damian	11-FISHER-DAVIS, M	5-BALDWIN IV, Wad	1-BALDWIN IV, Wad	4-JONES, Damian
at Purdue	12/22/15	55-68	13-BALDWIN IV, Wad	8-BALDWIN IV, Wad	5-BALDWIN IV, Wad	3-BALDWIN IV, Wad	1-HENDERSON, Jos
WESTERN MICHIGAN	12/30/15	86-61	15-BALDWIN IV, Wad	10-ROBERSON, Jeff	10-BALDWIN IV, Wad	3-BALDWIN IV, Wad	2-JONES, Damian
LSU	01/02/16	82-90	17-BALDWIN IV, Wad	6-BALDWIN IV, Wad	7-BALDWIN IV, Wad	3-LACHANCE, Riley BALDWIN IV, Wade	2-JONES, Damian
at Arkansas	01/05/16	85-90	24-JONES, Damian	15-JONES, Damian	4-JOSEPHS, Carter BALDWIN IV, Wade	1-FISHER-DAVIS, M	1-KORNET, Luke JONES, Damian
at South Carolina	01/09/16	65-69	15-LACHANCE, Riley	6-JONES, Damian ROBERSON, Jeff	4-BALDWIN IV, Wad	2-BALDWIN IV, Wad	4-KORNET, Luke
AUBURN	01/12/16	75-57	17-BALDWIN IV, Wad	11-KORNET, Luke	10-BALDWIN IV, Wad	1-ROBERSON, Jeff LACHANCE, Riley	10-KORNET, Luke
ALABAMA	01/16/16	71-63	18-LACHANCE, Riley	11-ROBERSON, Jeff	5-ROBERSON, Jeff BALDWIN IV, Wade	2-ROBERSON, Jeff	1-KORNET, Luke
at Tennessee	01/20/16	88-74	25-BALDWIN IV, Wad	14-KORNET, Luke	5-LACHANCE, Riley BALDWIN IV, Wade	2-LACHANCE, Riley	5-KORNET, Luke
at Kentucky	01/23/16	57-76	13-JONES, Damian	9-JONES, Damian	2-KORNET, Luke BALDWIN IV, Wade	1-JONES, Damian BALDWIN IV, Wade HENDERSON, Josh	2-JONES, Damian
FLORIDA	01/26/16	60-59	24-BALDWIN IV, Wad	12-JONES, Damian	4-BALDWIN IV, Wad	1-ROBERSON, Jeff BALDWIN IV, Wade KORNET, Luke LACHANCE, Riley	6-KORNET, Luke
at Texas	01/30/16	58-72	26-JONES, Damian	9-JONES, Damian	4-LACHANCE, Riley	1-KORNET, Luke JUSTICE, Camron	2-JONES, Damian
TEXAS A&M	02/04/16	77-60	20-ROBERSON, Jeff	10-JONES, Damian	8-BALDWIN IV, Wad	1-LACHANCE, Riley KORNET, Luke	5-JONES, Damian
at Ole Miss	02/06/16	78-85	20-KORNET, Luke	9-KORNET, Luke	9-BALDWIN IV, Wad	2-BALDWIN IV, Wad	1-KORNET, Luke

2015-16 Vanderbilt Basketball
Vanderbilt Game-by-Game Highs (as of Mar 08, 2016)
All games

Opponent	Date	Score	Points	Rebounds	Assists	Steals	Blocked shots
						LACHANCE, Riley KORNET, Luke	JONES, Damian BALDWIN IV, Wade HENDERSON, Josh
MISSOURI	02/10/16	86-71	17-BALDWIN IV, Wad	12-KORNET, Luke	7-BALDWIN IV, Wad	1-CRESSLER, Nolan ROBERSON, Jeff FISHER-DAVIS, Mat	5-KORNET, Luke
at Auburn	02/13/16	86-57	17-JONES, Damian	9-JONES, Damian	7-BALDWIN IV, Wad	2-BALDWIN IV, Wad	2-KORNET, Luke
at Mississippi State	02/16/16	74-75	20-FISHER-DAVIS, M JONES, Damian	10-JONES, Damian	9-BALDWIN IV, Wad	1-HENDERSON, Jos BALDWIN IV, Wade	2-KORNET, Luke
GEORGIA	02/20/16	80-67	17-BALDWIN IV, Wad	16-JONES, Damian	7-BALDWIN IV, Wad	2-KORNET, Luke BALDWIN IV, Wade	2-JONES, Damian
at Florida	2/23/16	87-74	27-JONES, Damian	10-ROBERSON, Jeff	3-ROBERSON, Jeff BALDWIN IV, Wade	1-BALDWIN IV, Wad	4-KORNET, Luke
KENTUCKY	02/27/16	74-62	20-FISHER-DAVIS, M	11-KORNET, Luke	6-BALDWIN IV, Wad	1-JONES, Damian	1-BALDWIN IV, Wad FISHER-DAVIS, Mat JONES, Damian
TENNESSEE	03/01/16	86-69	17-BALDWIN IV, Wad	8-ROBERSON, Jeff	7-BALDWIN IV, Wad	2-BALDWIN IV, Wad	5-KORNET, Luke
at Texas A&M	03/05/16	67-76	11-JONES, Damian BALDWIN IV, Wade	7-ROBERSON, Jeff	8-BALDWIN IV, Wad	2-FISHER-DAVIS, M	6-KORNET, Luke

2015-16 Vanderbilt Basketball
Vanderbilt Team High/Low Analysis (as of Mar 08, 2016)
All games

Vanderbilt - TEAM GAME HIGHS

POINTS	102		DETROIT (12/02/15)
	98		GARDNER-WEBB (11/16/15)
	92		vs ST JOHNS (11/23/15)
	88		at Tennessee (01/20/16)
	87		at Florida (2/23/16)
FIELD GOALS MADE	36		at Auburn (02/13/16)
	35		DETROIT (12/02/15)
FIELD GOAL ATTEMPTS	73		at Auburn (02/13/16)
	72		AUSTIN PEAY (11/13/15)
FIELD GOAL PERCENTAGE	.582	(32-55)	GARDNER-WEBB (11/16/15)
	.577	(30-52)	at Florida (2/23/16)
3 PT FIELD GOALS MADE	13		TEXAS A&M (02/04/16)
	13		at Tennessee (01/20/16)
3 PT FG ATTEMPTS	33		at Tennessee (01/20/16)
	30		WESTERN MICHIGAN (12/30/15)
3 PT FG PERCENTAGE	.588	(10-17)	WOFFORD (12/19/15)
	.563	(9-16)	ALABAMA (01/16/16)
FREE THROWS MADE	29		at Tennessee (01/20/16)
	23		GEORGIA (02/20/16)
	23		at Arkansas (01/05/16)
	23		GARDNER-WEBB (11/16/15)
FREE THROW ATTEMPTS	39		at Tennessee (01/20/16)
	36		ALABAMA (01/16/16)
FREE THROW PERCENTAGE	1.000	(11-11)	at Texas A&M (03/05/16)
	.880	(22-25)	LSU (01/02/16)
REBOUNDS	53		DETROIT (12/02/15)
	51		AUSTIN PEAY (11/13/15)
ASSISTS	22		WESTERN MICHIGAN (12/30/15)
	21		at Auburn (02/13/16)
	21		vs ST JOHNS (11/23/15)
STEALS	10		TENNESSEE (03/01/16)
	9		GARDNER-WEBB (11/16/15)
BLOCKED SHOTS	11		DETROIT (12/02/15)
	10		at Tennessee (01/20/16)
	10		AUBURN (01/12/16)
TURNOVERS	26		at Arkansas (01/05/16)
	19		at Ole Miss (02/06/16)
	19		FLORIDA (01/26/16)
FOULS	30		at Ole Miss (02/06/16)
	27		at Purdue (12/22/15)

2015-16 Vanderbilt Basketball
Vanderbilt High/Low Analysis (as of Mar 08, 2016)
All games

Opponent - GAME HIGHS

POINTS	90		at Arkansas (01/05/16)
	90		LSU (01/02/16)
	85		at Ole Miss (02/06/16)
	76		at Texas A&M (03/05/16)
	76		at Kentucky (01/23/16)
	33		at Kentucky (01/23/16)
FIELD GOALS MADE	30		LSU (01/02/16)
	30		STONY BROOK (11/19/15)
	76		at Tennessee (01/20/16)
FIELD GOAL ATTEMPTS	72		MISSOURI (02/10/16)
FIELD GOAL PERCENTAGE	.550	(33-60)	at Kentucky (01/23/16)
	.484	(30-62)	LSU (01/02/16)
3 PT FIELD GOALS MADE	11		DETROIT (12/02/15)
	10		at Ole Miss (02/06/16)
3 PT FG ATTEMPTS	32		at Auburn (02/13/16)
	30		at Ole Miss (02/06/16)
3 PT FG PERCENTAGE	.538	(7-13)	TENNESSEE (03/01/16)
	.500	(8-16)	vs KANSAS (11/25/15)
FREE THROWS MADE	27		at Ole Miss (02/06/16)
	26		at Arkansas (01/05/16)
FREE THROW ATTEMPTS	38		at Ole Miss (02/06/16)
	35		at Arkansas (01/05/16)
FREE THROW PERCENTAGE	.813	(13-16)	at Auburn (02/13/16)
	.806	(25-31)	LSU (01/02/16)
REBOUNDS	45		MISSOURI (02/10/16)
	45		AUSTIN PEAY (11/13/15)
ASSISTS	21		at Texas A&M (03/05/16)
	18		at Baylor (12/06/15)
STEALS	15		at Arkansas (01/05/16)
	10		at Texas (01/30/16)
BLOCKED SHOTS	8		at Purdue (12/22/15)
	7		KENTUCKY (02/27/16)
	7		AUBURN (01/12/16)
TURNOVERS	19		GARDNER-WEBB (11/16/15)
	15		DETROIT (12/02/15)
	15		STONY BROOK (11/19/15)
FOULS	27		at Arkansas (01/05/16)
	27		GARDNER-WEBB (11/16/15)

2015-16 Vanderbilt Basketball
Vanderbilt High/Low Analysis (as of Mar 08, 2016)
All games

Vanderbilt - GAME LOWS

POINTS	55		at Purdue (12/22/15)
	57		at Kentucky (01/23/16)
	58		at Texas (01/30/16)
	60		FLORIDA (01/26/16)
	63		vs KANSAS (11/25/15)
FIELD GOALS MADE	16		at Kentucky (01/23/16)
	18		FLORIDA (01/26/16)
FIELD GOAL ATTEMPTS	44		FLORIDA (01/26/16)
	47		at Baylor (12/06/15)
	47		AUBURN (01/12/16)
FIELD GOAL PERCENTAGE	.320	(16-50)	at Kentucky (01/23/16)
	.328	(20-61)	at South Carolina (01/09/16)
3 PT FIELD GOALS MADE	3		FLORIDA (01/26/16)
	5		STONY BROOK (11/19/15)
	5		at Purdue (12/22/15)
	5		at South Carolina (01/09/16)
	5		at Kentucky (01/23/16)
3 PT FG ATTEMPTS	9		FLORIDA (01/26/16)
	13		AUBURN (01/12/16)
3 PT FG PERCENTAGE	.208	(5-24)	at South Carolina (01/09/16)
FREE THROWS MADE	.222	(6-27)	vs KANSAS (11/25/15)
	4		TEXAS A&M (02/04/16)
	5		at Texas (01/30/16)
FREE THROW ATTEMPTS	5		at Auburn (02/13/16)
	6		TEXAS A&M (02/04/16)
FREE THROW PERCENTAGE	10		at Texas (01/30/16)
	.455	(5-11)	at Auburn (02/13/16)
REBOUNDS	.500	(5-10)	at Texas (01/30/16)
	29		LSU (01/02/16)
	29		ALABAMA (01/16/16)
ASSISTS	29		at Texas (01/30/16)
	6		DAYTON (12/09/15)
	8		STONY BROOK (11/19/15)
STEALS	8		at Kentucky (01/23/16)
	1		WOFFORD (12/19/15)
	1		at Arkansas (01/05/16)
	1		at Florida (2/23/16)
BLOCKED SHOTS	1		KENTUCKY (02/27/16)
	1		at Purdue (12/22/15)
TURNOVERS	1		ALABAMA (01/16/16)
	5		GEORGIA (02/20/16)
FOULS	5		KENTUCKY (02/27/16)
	10		at Kentucky (01/23/16)
	13		TEXAS A&M (02/04/16)
	13		TENNESSEE (03/01/16)

2015-16 Vanderbilt Basketball
Vanderbilt High/Low Analysis (as of Mar 08, 2016)
All games

Opponent - GAME LOWS

POINTS	41		AUSTIN PEAY (11/13/15)
	52		DETROIT (12/02/15)
	55		vs ST JOHNS (11/23/15)
	56		WOFFORD (12/19/15)
	57		AUBURN (01/12/16)
	57		at Auburn (02/13/16)
FIELD GOALS MADE	14		AUSTIN PEAY (11/13/15)
	16		DETROIT (12/02/15)
FIELD GOAL ATTEMPTS	50		GARDNER-WEBB (11/16/15)
	52		ALABAMA (01/16/16)
FIELD GOAL PERCENTAGE	.219	(14-64)	AUSTIN PEAY (11/13/15)
	.229	(16-70)	DETROIT (12/02/15)
3 PT FIELD GOALS MADE	1		AUSTIN PEAY (11/13/15)
	2		vs ST JOHNS (11/23/15)
	2		at Purdue (12/22/15)
	2		WESTERN MICHIGAN (12/30/15)
3 PT FG ATTEMPTS	11		at Baylor (12/06/15)
	13		at South Carolina (01/09/16)
	13		TENNESSEE (03/01/16)
3 PT FG PERCENTAGE	.063	(1-16)	AUSTIN PEAY (11/13/15)
	.105	(2-19)	at Purdue (12/22/15)
FREE THROWS MADE	4		at Kentucky (01/23/16)
	6		WOFFORD (12/19/15)
	6		FLORIDA (01/26/16)
	6		TENNESSEE (03/01/16)
FREE THROW ATTEMPTS	6		at Kentucky (01/23/16)
	8		TENNESSEE (03/01/16)
FREE THROW PERCENTAGE	.350	(7-20)	ALABAMA (01/16/16)
	.435	(10-23)	KENTUCKY (02/27/16)
REBOUNDS	25		GARDNER-WEBB (11/16/15)
	26		vs ST JOHNS (11/23/15)
ASSISTS	1		AUSTIN PEAY (11/13/15)
	4		DETROIT (12/02/15)
STEALS	2		GARDNER-WEBB (11/16/15)
	2		STONY BROOK (11/19/15)
	2		WESTERN MICHIGAN (12/30/15)
	2		KENTUCKY (02/27/16)
BLOCKED SHOTS	0		AUSTIN PEAY (11/13/15)
	0		WESTERN MICHIGAN (12/30/15)
	0		at Auburn (02/13/16)
TURNOVERS	5		KENTUCKY (02/27/16)
	6		WOFFORD (12/19/15)
	6		at Tennessee (01/20/16)
	6		at Texas (01/30/16)
	6		MISSOURI (02/10/16)
FOULS	10		TEXAS A&M (02/04/16)
	11		vs KANSAS (11/25/15)

2015-16 Vanderbilt Basketball
Vanderbilt Player High/Low Analysis (as of Mar 08, 2016)
All games

Vanderbilt - INDIVIDUAL GAME HIGHS

Points	27		JONES, Damian at Florida (2/23/16)
	26		JONES, Damian at Texas (01/30/16)
	25		BALDWIN IV, Wade at Tennessee (01/20/16)
	24		BALDWIN IV, Wade vs Florida (01/26/16)
	24		JONES, Damian at Arkansas (01/05/16)
Field Goals Made	12		JONES, Damian at Florida (2/23/16)
	12		JONES, Damian at Texas (01/30/16)
Field Goal Att.	20		JONES, Damian at Texas (01/30/16)
	17		KORNET, Luke at Ole Miss (02/06/16)
FG Pct (min 5 made)	.923	(12-13)	JONES, Damian at Florida (2/23/16)
	.875	(7-8)	JONES, Damian vs Tennessee (03/01/16)
3-Point FG Made	6		FISHER-DAVIS, Matthe at Mississippi State (02/16/16)
	6		FISHER-DAVIS, Matthe at Tennessee (01/20/16)
3-Point FG Att.	11		FISHER-DAVIS, Matthe at Tennessee (01/20/16)
	10		FISHER-DAVIS, Matthe vs Missouri (02/10/16)
	10		FISHER-DAVIS, Matthe at Texas (01/30/16)
3-Pt FG Pct (min 2 made)	1.000	(2-2)	JUSTICE, Camron vs Georgia (02/20/16)
	1.000	(2-2)	LACHANCE, Riley vs Wofford (12/19/15)
	1.000	(2-2)	BALDWIN IV, Wade vs Wofford (12/19/15)
	1.000	(2-2)	FISHER-DAVIS, Matthe vs ST JOHNS (11/23/15)
Free Throws Made	12		BALDWIN IV, Wade at Tennessee (01/20/16)
	10		BALDWIN IV, Wade vs Dayton (12/09/15)
Free Throw Att.	14		BALDWIN IV, Wade vs Florida (01/26/16)
	13		BALDWIN IV, Wade at Tennessee (01/20/16)
FT Pct (min 3 made)	1.000	(7-7)	BALDWIN IV, Wade at Ole Miss (02/06/16)
	1.000	(6-6)	BALDWIN IV, Wade at Texas A&M (03/05/16)
	1.000	(6-6)	BALDWIN IV, Wade vs Tennessee (03/01/16)
	1.000	(5-5)	ROBERSON, Jeff vs Tennessee (03/01/16)
	1.000	(5-5)	HENDERSON, Josh vs Wofford (12/19/15)
	1.000	(4-4)	KORNET, Luke at Florida (2/23/16)
	1.000	(4-4)	FISHER-DAVIS, Matthe vs Missouri (02/10/16)
	1.000	(4-4)	ROBERSON, Jeff at Kentucky (01/23/16)
	1.000	(4-4)	FISHER-DAVIS, Matthe at Arkansas (01/05/16)
	1.000	(4-4)	BALDWIN IV, Wade at Arkansas (01/05/16)
	1.000	(4-4)	ROBERSON, Jeff vs LSU (01/02/16)
	1.000	(4-4)	JONES, Damian vs LSU (01/02/16)
	1.000	(4-4)	ROBERSON, Jeff vs Wofford (12/19/15)
	1.000	(4-4)	HENDERSON, Josh vs Dayton (12/09/15)
	1.000	(4-4)	BALDWIN IV, Wade vs ST JOHNS (11/23/15)
	1.000	(4-4)	FISHER-DAVIS, Matthe vs Stony Brook (11/19/15)
	1.000	(4-4)	KORNET, Luke vs Gardner-Webb (11/16/15)
	1.000	(3-3)	JONES, Damian at Texas A&M (03/05/16)
	1.000	(3-3)	JONES, Damian vs Kentucky (02/27/16)
	1.000	(3-3)	LACHANCE, Riley vs Alabama (01/16/16)
	1.000	(3-3)	ROBERSON, Jeff vs Auburn (01/12/16)
Rebounds	16		JONES, Damian vs Georgia (02/20/16)
	15		JONES, Damian at Arkansas (01/05/16)
Assists	10		BALDWIN IV, Wade vs Auburn (01/12/16)
	10		BALDWIN IV, Wade vs Western Michigan (12/30/15)
Steals	3		LACHANCE, Riley vs LSU (01/02/16)
	3		BALDWIN IV, Wade vs LSU (01/02/16)
	3		BALDWIN IV, Wade vs Western Michigan (12/30/15)
	3		BALDWIN IV, Wade at Purdue (12/22/15)

	3	LACHANCE, Riley vs Gardner-Webb (11/16/15)
Blocked Shots	10	KORNET, Luke vs Auburn (01/12/16)
	6	KORNET, Luke at Texas A&M (03/05/16)
	6	KORNET, Luke vs Florida (01/26/16)
Turnovers	8	BALDWIN IV, Wade at Arkansas (01/05/16)
	6	BALDWIN IV, Wade at Florida (2/23/16)
	6	BALDWIN IV, Wade at Purdue (12/22/15)
Fouls	5	JONES, Damian at Texas A&M (03/05/16)
	5	ROBERSON, Jeff vs Kentucky (02/27/16)
	5	FISHER-DAVIS, Matthe vs Georgia (02/20/16)
	5	JONES, Damian vs Missouri (02/10/16)
	5	ROBERSON, Jeff at Ole Miss (02/06/16)
	5	BALDWIN IV, Wade at Ole Miss (02/06/16)
	5	JONES, Damian at Ole Miss (02/06/16)
	5	ROBERSON, Jeff vs Texas A&M (02/04/16)
	5	JONES, Damian at Tennessee (01/20/16)
	5	KORNET, Luke vs Alabama (01/16/16)
	5	JONES, Damian at South Carolina (01/09/16)
	5	CRESSLER, Nolan at South Carolina (01/09/16)
	5	BALDWIN IV, Wade at South Carolina (01/09/16)
	5	JONES, Damian at Arkansas (01/05/16)
	5	BALDWIN IV, Wade at Arkansas (01/05/16)
	5	LACHANCE, Riley vs LSU (01/02/16)
	5	ROBERSON, Jeff vs LSU (01/02/16)
	5	JONES, Damian at Purdue (12/22/15)
	5	HENDERSON, Josh at Purdue (12/22/15)
	5	ROBERSON, Jeff at Purdue (12/22/15)
	5	BALDWIN IV, Wade at Baylor (12/06/15)
	5	BALDWIN IV, Wade vs KANSAS (11/25/15)

2015-16 Vanderbilt Basketball
Vanderbilt Opponent High/Low Analysis (as of Mar 08, 2016)
All games

OPPONENT INDIVIDUAL GAME HIGHS

Points	36		SIMMONS, Ben vs LSU (01/02/16)
	33		Murray, Jamal vs Kentucky (02/27/16)
	30		Prince, Taurean at Baylor (12/06/15)
	26		Punter, Kevin at Tennessee (01/20/16)
	26		BELL, ANTHLON at Arkansas (01/05/16)
Field Goals Made	12		Murray, Jamal vs Kentucky (02/27/16)
	10		SIMMONS, Ben vs LSU (01/02/16)
	10		Prince, Taurean at Baylor (12/06/15)
	10		Warney, Jameel vs Stony Brook (11/19/15)
Field Goal Att.	25		Moody,Stefan at Ole Miss (02/06/16)
	21		MATEN, Yante vs Georgia (02/20/16)
FG Pct (min 5 made)	.800	(8-10)	Poythress, Alex at Kentucky (01/23/16)
	.778	(7-9)	GANT, Jakeenan vs Missouri (02/10/16)
3-Point FG Made	6		Murray, Jamal vs Kentucky (02/27/16)
	6		BELL, ANTHLON at Arkansas (01/05/16)
3-Point FG Att.	15		Moody,Stefan at Ole Miss (02/06/16)
	12		Lang,TJ at Auburn (02/13/16)
3-Pt FG Pct (min 2 made)	1.000	(2-2)	Mostella, Detrick vs Tennessee (03/01/16)
	.800	(4-5)	Phillips, Shembari vs Tennessee (03/01/16)
Free Throws Made	16		SIMMONS, Ben vs LSU (01/02/16)
	10		Moody,Stefan at Ole Miss (02/06/16)
Free Throw Att.	19		SIMMONS, Ben vs LSU (01/02/16)
	11		ROSBURG, Ryan vs Missouri (02/10/16)
	11		Thomas,Devin vs Wake Forest (11/24/15)
FT Pct (min 3 made)	1.000	(10-10)	Moody,Stefan at Ole Miss (02/06/16)
	1.000	(5-5)	Punter, Kevin at Tennessee (01/20/16)
	1.000	(4-4)	Finney-Smith, Dorian at Florida (2/23/16)
	1.000	(4-4)	Gielo,Tomasz at Ole Miss (02/06/16)
	1.000	(4-4)	Baulkman, Devon at Tennessee (01/20/16)
	1.000	(4-4)	Mitoglou,Dinos vs Wake Forest (11/24/15)
	1.000	(4-4)	NELSON, Tyrell vs Gardner-Webb (11/16/15)
	1.000	(3-3)	Phillips, Shembari vs Tennessee (03/01/16)
	1.000	(3-3)	IVEY, Isaiah vs Gardner-Webb (11/16/15)
Rebounds	15		Bowers,Cinmeon at Auburn (02/13/16)
	14		Finney-Smith, Dorian vs Florida (01/26/16)
	14		SIMMONS, Ben vs LSU (01/02/16)
	14		Horton,Chris vs Austin Peay (11/13/15)
Assists	8		Alex Caruso at Texas A&M (03/05/16)
	6		Moore, Armani vs Tennessee (03/01/16)
	6		Ulis, Tyler vs Kentucky (02/27/16)
	6		IJ Ready at Mississippi State (02/16/16)
	6		CLARK, Wes vs Missouri (02/10/16)
	6		Canty,Kareem vs Auburn (01/12/16)
	6		DURHAM, JABRIL at Arkansas (01/05/16)
Steals	4		Alex Caruso vs Texas A&M (02/04/16)
	4		Roach Jr., Kerwin at Texas (01/30/16)
	4		KINGSLEY, MOSES at Arkansas (01/05/16)
	4		DURHAM, JABRIL at Arkansas (01/05/16)
	4		JENKINS, Chris vs Detroit (12/02/15)
Blocked Shots	7		Hammons, A.J. at Purdue (12/22/15)
	4		Warney, Jameel vs Stony Brook (11/19/15)
Turnovers	6		Bowers,Cinmeon at Auburn (02/13/16)
	5		Phillips, Shembari vs Tennessee (03/01/16)

	5	Finney-Smith, Dorian vs Florida (01/26/16)
Fouls	5	Poythress, Alex vs Kentucky (02/27/16)
	5	Craig Sword at Mississippi State (02/16/16)
	5	GANT, Jakeenan vs Missouri (02/10/16)
	5	Perez,Anthony at Ole Miss (02/06/16)
	5	Gielo,Tomasz at Ole Miss (02/06/16)
	5	Egbunu, John vs Florida (01/26/16)
	5	Schofield, Admiral at Tennessee (01/20/16)
	5	Hale, Shannon vs Alabama (01/16/16)
	5	CARRERA, Michael at South Carolina (01/09/16)
	5	Matthew Pegram vs Wofford (12/19/15)
	5	Gathers, Rico at Baylor (12/06/15)
	5	Moore,Doral vs Wake Forest (11/24/15)
	5	McGrew, Rayshaun vs Stony Brook (11/19/15)
	5	Walker, Ahmad vs Stony Brook (11/19/15)
	5	MILLER, Brandon vs Gardner-Webb (11/16/15)