



**Vanderbilt (0-0) vs. Marquette (0-0)  
Veterans Classic - Annapolis, Md. - Alumni Hall - 5:30 p.m. CT**

TV: CBS Sports Network

TV Talent: Tom McCarthy (play by play), Steve Lappas (Color), Jon Rothstein (sidelines)

Radio: Vanderbilt Radio Network from IMG College, vucommidores.com

Radio Talent: Joe Fisher (pxp), Tim Thompson (analyst)

Satellite Radio: TBA

Live Stats: vucommidores.com

Twitter Updates: @VandyMBB

**Vanderbilt Athletic Communications**

2601 Jess Neely Drive, Nashville, TN 37212

phone: 615-322-4121

www.vucommidores.com

**VANDERBILT SCHEDULE/RESULTS**

**NOVEMBER**

Date	VU	Opp	Opponent	Time/Result	TV/Rec.
Nov. 11	-	-	Marquette#	5:30 pm	CBSSN
Nov. 15	-	-	Belmont	8 pm	SECN
Nov. 18	-	-	Norfolk St. ^	7 pm	SECN+
Nov. 21	-	-	Bucknell^	8 pm	SECN
Nov. 24	-	-	Butler	7 pm	FS1
Nov. 25	-	-	Ariz/Santa Clara	7/9:30 pm	FS1

Continental Tire Las Vegas Invitational, Las Vegas, Nev.

Nov. 29 - - Tennessee St. 7 pm SECN+

**DECEMBER**

Date	VU	Opp	Opponent	Time	TV/Rec.
Dec. 3	-	-	Minnesota+	7 pm	ESPN3
Dec. 6	-	-	High Point	7 pm	SECN+
Dec. 8	-	-	M. Tennessee	6:30 pm	CBSN
Dec. 17	-	-	Chattanooga	7:30 pm	SECN
Dec. 21	-	-	Dayton	6 pm	TWSC
Dec. 29	-	-	LSU*	8 pm	ESPNU

**JANUARY**

Date	VU	Opp	Opponent	Time	TV/Rec.
Jan. 4	-	-	Auburn*	6 pm	SECN
Jan. 7	-	-	Alabama*	6 pm	ESPNU
Jan. 10	-	-	Kentucky*	6 pm	ESPN
Jan. 14	-	-	Tennessee*	7:30 pm	SECN
Jan. 17	-	-	Georgia*	8 pm	ESPNU
Jan. 21	-	-	Florida*	11 am	CBS
Jan. 24	-	-	Arkansas*	7:30 pm	SECN
Jan. 28	-	-	Iowa State%	3 pm	ESPN2
Jan. 31	-	-	Texas A&M*	8 pm	ESPNU

**FEBRUARY**

Date	VU	Opp	Opponent	Time	TV/Rec.
Feb. 4	-	-	Ole Miss*	2 pm	ESPNU
Feb. 7	-	-	Arkansas*	7:30 pm	SECN
Feb. 11	-	-	Missouri*	2:30 pm	SECN
Feb. 16	-	-	Texas A&M*	6 pm	ESPN/2
Feb. 18	-	-	S. Carolina*	7:30 pm	SECN
Feb. 22	-	-	Tennessee*	5:30 pm	SECN
Feb. 25	-	-	Miss. State*	3 pm	ESPNU
Feb. 28	-	-	Kentucky*	8 pm	ESPN

**MARCH**

Date	VU	Opp	Opponent	Time	TV/Rec.
Mar. 4	-	-	Florida*	1 pm	ESPN/2

**ALL TIMES CENTRAL**

RANKINGS: AP/ESPN

\*SEC GAME; #Northwestern Mutual Veterans Classic, Annapolis, Md.;



^Continental Tire Las Vegas Invitational, Nashville, Tenn.;

+Sanford Pentagon, Sioux Falls, S.D.; %SEC/Big 12 Challenge;

SECN: SEC Network; SECN+: SEC Network Plus;

CBSSN: CBS Sports Network; TWSC: Time Warner Sports Channel










**GAME INFORMATION**

 <p><b>2015-16 Record:</b> 19-14, 11-7 SEC  <b>Head Coach:</b> Bryce Drew  <b>Career Record:</b> 124-49 (5)  <b>VU Record:</b> 0-0 (1)</p> <p><b>2015-16 RETURNING LEADERS</b>  <b>Points:</b> M. Fisher-Davis (9.7)  <b>Rebounds:</b> Luke Kornet (7.3)  <b>Assists:</b> Riley LaChance (2.5)  <b>Blocks:</b> Luke Kornet (3.0)</p>	<p><b>SERIES INFORMATION</b></p> <p><b>Series Record:</b> Series tied, 3-3  <b>Last Meeting:</b> Vanderbilt win, 74-57, on Dec. 29, 2011, at Marquette.  <b>Record at Vanderbilt:</b> Tied, 1-1.  <b>Record at Marquette:</b> VU leads, 2-1.  <b>Record at Neutral Site:</b> MU leads, 1-0.  <b>Coach Drew vs. Marquette:</b> Coach Drew has never faced Marquette.</p>	 <p><b>2015-16 Record:</b> 20-13, 8-10 Big East  <b>Head Coach:</b> Steve Wojciechowski  <b>Career Record:</b> 33-32 (2)  <b>MU Record:</b> same</p> <p><b>2015-16 RETURNING LEADERS</b>  <b>Points:</b> Luke Fischer (12.1)  <b>Rebounds:</b> Luke Fischer (6.2)  <b>Assists:</b> Traci Carter (4.6)  <b>Blocks:</b> Luke Fischer (1.4)</p>
---	---	---

**QUICK HITTERS**

- ★ This is the 114th year of Vanderbilt basketball, with the first season taking place in 1900-01. There were no teams in 1904-05 and 1905-06.
- ★ Vanderbilt head coach Bryce Drew will coach his first game as a Commodore against Marquette. Drew takes over for Vanderbilt's all-time winningest coach, Kevin Stallings, who left Nashville for Pittsburgh in April of 2016, and became the ninth Commodore basketball coach of the modern era and the 27th all time.
- ★ Drew takes over the Vanderbilt program after spending five seasons as the head coach of his alma mater, Valparaiso, where he posted a 124-49 record. Drew was a three-time Horizon League Coach of the Year and two-time NABC District 12 Coach of the Year with Valparaiso, where he averaged 25 wins a season, won four regular season championships, and made four postseason appearances, two in the NCAA Tournament and two in the NIT, with the Crusaders.
- ★ Vanderbilt was one of only three schools (Kentucky, Washington) with two first-round selections in the 2016 NBA Draft when Wade Baldwin IV was drafted 17th by the Memphis Grizzlies and Damian Jones was selected 30th by the Golden State Warriors. Baldwin IV and Jones became the sixth and seventh first-round picks, respectively, in the history of the program, joining Will Perdue in 1988 (11th, Chicago), Jeff Turner in 1984 (7th, New Jersey), Clyde Lee in 1966 (3rd, San Francisco), and John Jenkins (23rd, Atlanta), and Festus Ezeli (30th, Golden State) in 2012.
- ★ The Commodores return nine letterwinners for 2016-17, including three starters, Luke Kornet, Jeff Roberson, Matthew Fisher-Davis, and one other player, Riley LaChance, who has started 54 games in his two-year career. Fisher-Davis is the leading Commodore scorer after averaging 9.7 points per game in 2015-16.
- ★ In 2015-16, the Commodores finished in a tie for third nationally in three-point field goal percentage defense, limiting opponents to only 29.4% from three. Vanderbilt also finished fifth in field goal percentage defense (38.6%) and ninth in blocks per game (5.5). Luke Kornet tied for third nationally in blocks, averaging 3.0 per contest.
- ★ The 11 SEC wins in 2016 was the most since the Commodores registered 12 in 2009-10, and the 15th time in program history a Vanderbilt team has recorded 11 or more league victories.
- ★ Matthew Fisher-Davis led the SEC in three-point field goal percentage in 2015-16, converting on 44.6% of his attempts from beyond-the-arc. Luke Kornet led the conference in blocks with 3.0 per game.
- ★ The Commodores made their 14th appearance in the NCAA Tournament and first appearance since 2012 in the 2016 NCAA Tournament when Vanderbilt advanced to the First Four in Dayton.
- ★ Damian Jones, Wade Baldwin IV, and Luke Kornet were all honored by the SEC by the league's coaches in 2015-16. Jones was named a first-team All-SEC selection for the second consecutive season, Baldwin was named to the second team, and Kornet was named as an All-Defensive team member.
- ★ The last time Vanderbilt opened a season away from Memorial Gym came on November 21, 2003, when the Commodores helped open Belmont University's Curb Center. Vanderbilt won that game, 74-59, and advanced to the Sweet 16 that season.
- ★ Vanderbilt has made a 3-pointer in 964 consecutive games, a streak which began at the inception of the 3-point line in 1986-87. The Commodores rank second only to UNLV for the longest streak in Division I basketball. Vanderbilt, UNLV and Princeton are the only three schools in college basketball to have made at least one 3-pointer in every game played since the 3-point line was implemented.



0		<p><b>CAMRON JUSTICE</b> G ★ 6-3 ★ 180 ★ So. ★ Hindman, Ky.</p> <table border="1"> <thead> <tr> <th>PPG</th> <th>RPG</th> <th>APG</th> <th>SPG</th> <th>BPG</th> <th>MPG</th> </tr> </thead> <tbody> <tr> <td>3.3</td> <td>1.0</td> <td>0.3</td> <td>0.3</td> <td>0.0</td> <td>9.6</td> </tr> </tbody> </table>	PPG	RPG	APG	SPG	BPG	MPG	3.3	1.0	0.3	0.3	0.0	9.6	<p><b>NOTES:</b> Scored career-high 12 points at Tenn. on 4 3's...Finished high school career as third-leading scorer (3,588 points) in history of Kentucky High School basketball...As a senior in 2015, he was named the Gatorade POY and Mr. Basketball for the state of Kentucky.</p>	<p><b>CAREER HIGHS</b> Pts. - 12, at Tenn. (1/20/16) Rebs. - 3, 2x, last vs. Kansas (11/25/15) Ast. - 2, vs. SJU (11/23/15) Min. - 23, vs. Wake Forest (11/24/15)</p>
PPG	RPG	APG	SPG	BPG	MPG											
3.3	1.0	0.3	0.3	0.0	9.6											
1		<p><b>PAYTON WILLIS</b> G ★ 6-4 ★ 182 ★ Fr. ★ Fayetteville, Ark.</p> <table border="1"> <thead> <tr> <th>PPG</th> <th>RPG</th> <th>APG</th> <th>SPG</th> <th>BPG</th> <th>MPG</th> </tr> </thead> <tbody> <tr> <td>-</td> <td>-</td> <td>-</td> <td>-</td> <td>-</td> <td>-</td> </tr> </tbody> </table>	PPG	RPG	APG	SPG	BPG	MPG	-	-	-	-	-	-	<p><b>NOTES:</b> Signed with the Commodores in the fall of 2015... Willis was ranked as the second-ranked player in the state of Arkansas in class of 2016... 3rd Commodore from the state of Arkansas and first since Ralph Childs played for Vanderbilt in the 1955-56 season.</p>	<p><b>CAREER HIGHS</b> Pts. - Rebs. - Ast. - Min. -</p>
PPG	RPG	APG	SPG	BPG	MPG											
-	-	-	-	-	-											
2		<p><b>JOE TOYE</b> G/F ★ 6-7 ★ 208 ★ So. ★ Chicago, Ill.</p> <table border="1"> <thead> <tr> <th>PPG</th> <th>RPG</th> <th>APG</th> <th>SPG</th> <th>BPG</th> <th>MPG</th> </tr> </thead> <tbody> <tr> <td>3.6</td> <td>1.2</td> <td>0.3</td> <td>0.2</td> <td>0.1</td> <td>8.6</td> </tr> </tbody> </table>	PPG	RPG	APG	SPG	BPG	MPG	3.6	1.2	0.3	0.2	0.1	8.6	<p><b>NOTES:</b> Tied a career high with 10 points vs. Tenn. at SEC Tournament... Attended Whitney Young High School in Chicago, where he was named as First-Team All-City... Averaged 18.0 points, 7.0 rebounds, 2.0 assists, 2.0 steals, and 1.5 blocks as a senior.</p>	<p><b>CAREER HIGHS</b> Pts. - 10, 2x, last vs. Tenn. (3/10/16) Rebs. - 4, 2x, last vs. Detroit (12/2/15) Ast. - 1, vs. WFU (11/24/15) Min. - 23, vs. Tenn. (3/10/16)</p>
PPG	RPG	APG	SPG	BPG	MPG											
3.6	1.2	0.3	0.2	0.1	8.6											
3		<p><b>LUKE KORNET</b> F ★ 7-1 ★ 250 ★ Sr. ★ Lantana, Texas</p> <table border="1"> <thead> <tr> <th>PPG</th> <th>RPG</th> <th>APG</th> <th>SPG</th> <th>BPG</th> <th>MPG</th> </tr> </thead> <tbody> <tr> <td>8.9</td> <td>7.3</td> <td>1.5</td> <td>0.5</td> <td>3.0</td> <td>27.4</td> </tr> </tbody> </table>	PPG	RPG	APG	SPG	BPG	MPG	8.9	7.3	1.5	0.5	3.0	27.4	<p><b>NOTES:</b> 7'1 forward/center who finished 3rd in the nation in blocks at 3.0 blocks per game...Posted program's 2nd triple double vs. Auburn (11 pts, 11 rebs., 11 blocks)...Led SEC in blocks overall/SEC games only in 2015-16...Named to All-SEC Defensive team.</p>	<p><b>CAREER HIGHS</b> Pts. - 24, vs. Tenn. St. (11/23/14) Rebs. - 14, at Tenn. (1/20/16) Ast. - 4, 2x, last vs. S.C. (2/7/15) Min. - 37, vs. Stony Brook (11/19/15)</p>
PPG	RPG	APG	SPG	BPG	MPG											
8.9	7.3	1.5	0.5	3.0	27.4											
5		<p><b>MATTHEW FISHER-DAVIS</b> G ★ 6-5 ★ 185 ★ Jr. ★ Charlotte, N.C.</p> <table border="1"> <thead> <tr> <th>PPG</th> <th>RPG</th> <th>APG</th> <th>SPG</th> <th>BPG</th> <th>MPG</th> </tr> </thead> <tbody> <tr> <td>9.7</td> <td>3.6</td> <td>1.1</td> <td>0.5</td> <td>0.3</td> <td>27.4</td> </tr> </tbody> </table>	PPG	RPG	APG	SPG	BPG	MPG	9.7	3.6	1.1	0.5	0.3	27.4	<p><b>NOTES:</b> Tied career high with 20 points vs. UK - marked the third time in 2015-16 he scored 20 points...Tied career high with 6 made 3's at Tenn...Led SEC in 3-Point FG percentage (.446)... Had first career double double vs. Wofford (10 pts and career-high 11 rebs)</p>	<p><b>CAREER HIGHS</b> Pts. - 20, 3x, last vs. UK (2/27/16) Rebs. - 11, vs. Wofford (12/19/15) Ast. - 5, at Ole Miss (3/7/15) Min. - 41, at Arkansas (1/5/16)</p>
PPG	RPG	APG	SPG	BPG	MPG											
9.7	3.6	1.1	0.5	0.3	27.4											
11		<p><b>JEFF ROBERSON</b> F ★ 6-6 ★ 224 ★ Jr. ★ Houston, Texas</p> <table border="1"> <thead> <tr> <th>PPG</th> <th>RPG</th> <th>APG</th> <th>SPG</th> <th>BPG</th> <th>MPG</th> </tr> </thead> <tbody> <tr> <td>9.3</td> <td>5.6</td> <td>1.2</td> <td>0.5</td> <td>0.2</td> <td>26.8</td> </tr> </tbody> </table>	PPG	RPG	APG	SPG	BPG	MPG	9.3	5.6	1.2	0.5	0.2	26.8	<p><b>NOTES:</b> Tallied 5 double-doubles last year...Scored 16 pts, 8 rebs vs. UK...Finished 5th in SEC in all games in FT% (.833); 2nd in league games (.877)...Left The Kinkaid School as all-time leading scorer with 1,743 pts...Scored in double figures 21 times in 2015-16.</p>	<p><b>CAREER HIGHS</b> Pts. - 20, vs. Texas A&amp;M (2/4/16) Rebs. - 13, vs. St. John's (11/23/15) Ast. - 5, vs. Alabama (1/16/16) Min. - 37, vs. Kentucky (2/27/16)</p>
PPG	RPG	APG	SPG	BPG	MPG											
9.3	5.6	1.2	0.5	0.2	26.8											
12		<p><b>DJERY BAPTISTE</b> C ★ 6-10 ★ 240 ★ R-Fr. ★ Gonaïves, Haiti</p> <table border="1"> <thead> <tr> <th>PPG</th> <th>RPG</th> <th>APG</th> <th>SPG</th> <th>BPG</th> <th>MPG</th> </tr> </thead> <tbody> <tr> <td>-</td> <td>-</td> <td>-</td> <td>-</td> <td>-</td> <td>-</td> </tr> </tbody> </table>	PPG	RPG	APG	SPG	BPG	MPG	-	-	-	-	-	-	<p><b>NOTES:</b> Averaged 10 points, 10 rebounds, three blocks, two assists, and one steal in his senior season at Prestonwood Christian Academy in Texas... One of the most physically impressive prospects in the 2015 class... Speaks four languages...Redshirted last season.</p>	<p><b>CAREER HIGHS</b> Pts. - Rebs. - Ast. - Min. -</p>
PPG	RPG	APG	SPG	BPG	MPG											
-	-	-	-	-	-											
13		<p><b>RILEY LACHANCE</b> G ★ 6-2 ★ 192 ★ Jr. ★ Brookfield, Wis.</p> <table border="1"> <thead> <tr> <th>PPG</th> <th>RPG</th> <th>APG</th> <th>SPG</th> <th>BPG</th> <th>MPG</th> </tr> </thead> <tbody> <tr> <td>6.8</td> <td>2.4</td> <td>2.5</td> <td>0.6</td> <td>0.1</td> <td>24.9</td> </tr> </tbody> </table>	PPG	RPG	APG	SPG	BPG	MPG	6.8	2.4	2.5	0.6	0.1	24.9	<p><b>NOTES:</b> SEC's leading freshmen scorer in 2014-15... Scored in double figures in 35 games career games... Scored career-high 26 points on two occasions (Purdue, Western Carolina) as a freshman...Finished third on VU's single-season freshman scoring list with 429 points.</p>	<p><b>CAREER HIGHS</b> Pts. - 26, 2x, last vs. W. Carolina (12/16/14) Rebs. - 9, vs. Missouri (2/21/15) Ast. - 8, at Ole Miss (3/7/15) Min. - 42, 2x, last vs. Tenn. (2/11/15)</p>
PPG	RPG	APG	SPG	BPG	MPG											
6.8	2.4	2.5	0.6	0.1	24.9											
15		<p><b>CLEVON BROWN</b> F ★ 6-8 ★ 219 ★ Fr. ★ San Antonio, Texas</p> <table border="1"> <thead> <tr> <th>PPG</th> <th>RPG</th> <th>APG</th> <th>SPG</th> <th>BPG</th> <th>MPG</th> </tr> </thead> <tbody> <tr> <td>-</td> <td>-</td> <td>-</td> <td>-</td> <td>-</td> <td>-</td> </tr> </tbody> </table>	PPG	RPG	APG	SPG	BPG	MPG	-	-	-	-	-	-	<p><b>NOTES:</b> Signed with the Commodores in the November of 2015...Ranked as the 9th-best player in the state of Texas by Texas Hoops, and the 126th-ranked player nationally by Rivals.com...Chose Vanderbilt over Texas, Illinois, Notre Dame, and Auburn.</p>	<p><b>CAREER HIGHS</b> Pts. - Rebs. - Ast. - Min. -</p>
PPG	RPG	APG	SPG	BPG	MPG											
-	-	-	-	-	-											
20		<p><b>PHILLIP MCGLOIN</b> G ★ 6-1 ★ 183 ★ Jr. ★ Washington, D.C.</p> <table border="1"> <thead> <tr> <th>PPG</th> <th>RPG</th> <th>APG</th> <th>SPG</th> <th>BPG</th> <th>MPG</th> </tr> </thead> <tbody> <tr> <td>1.0</td> <td>0.4</td> <td>0.0</td> <td>0.0</td> <td>0.0</td> <td>1.6</td> </tr> </tbody> </table>	PPG	RPG	APG	SPG	BPG	MPG	1.0	0.4	0.0	0.0	0.0	1.6	<p><b>NOTES:</b> Scored first points of his career on made three vs. Gardner-Webb...Made 2nd three of season vs. Wofford...Played in 11 games in 2015-16...Named to SEC Academic Honor Roll in his two seasons with Vanderbilt.</p>	<p><b>CAREER HIGHS</b> Pts. - 3, 2x, last vs. Wofford (12/19/15) Rebs. - 2, 2x, last vs. Wake (11/24/15) Ast. - 1, vs. Missouri (2/21/15) Min. - 5, vs. Detroit (12/2/15)</p>
PPG	RPG	APG	SPG	BPG	MPG											
1.0	0.4	0.0	0.0	0.0	1.6											
24		<p><b>NOLAN CRESSLER</b> G ★ 6-4 ★ 210 ★ Sr. ★ Pittsburgh, Pa.</p> <table border="1"> <thead> <tr> <th>PPG</th> <th>RPG</th> <th>APG</th> <th>SPG</th> <th>BPG</th> <th>MPG</th> </tr> </thead> <tbody> <tr> <td>4.8</td> <td>2.2</td> <td>0.8</td> <td>0.1</td> <td>0.1</td> <td>12.3</td> </tr> </tbody> </table>	PPG	RPG	APG	SPG	BPG	MPG	4.8	2.2	0.8	0.1	0.1	12.3	<p><b>NOTES:</b> Scored 11 points in 12 minutes at home vs. Tennessee...Scored in double figures in 6 games in 2015-16...Transferred to VU from Cornell in spring of '14...Averaged 16.8 points, 4.2 rebounds, and 1.6 assists in his sophomore season with Cornell.</p>	<p><b>CAREER HIGHS</b> Pts. - 34, vs. Brown (2/22/14) Rebs. - 9, 2x, last at Notre Dame (12/1/13) Ast. - 4, 3x, last vs. G. Webb (11/16/15) Min. - 37, 4x, last vs. Brown (2/22/14)</p>
PPG	RPG	APG	SPG	BPG	MPG											
4.8	2.2	0.8	0.1	0.1	12.3											



## IBAS

HENRY  
GENE  
MOE  
CLARENCE

1,632  
WINS

## SUTTONS

EDDIE  
SCOTT  
SEAN

1,165  
WINS

## DREWS

HOMER  
SCOTT  
BRYCE

1,036  
WINS

## ALL-TIME WINNINGEST COLLEGIATE COACHING FAMILIES

The Drew family is the third all-time winningest collegiate coaching family in college basketball history with 1,036 wins.

### Homer Drew - 640

(Bethel College - 252; IU-South Bend - 17; Valparaiso - 371)

### Scott Drew - 272

(Valparaiso - 20; Baylor - 252)

### Bryce Drew - 124

(Valparaiso - 124)

## VU Staff Can Score

The Vanderbilt men's basketball staff has combined to score a total of 5,486 collegiate points, with head coach Bryce Drew leading the way with 2,142 points. Here's a breakdown of the staff's scoring totals.

Head Coach Bryce Drew, Valparaiso	2,142
Asst. Coach Casey Shaw, Toledo	1,562
Assoc. Head Coach Roger Powell, Jr., Illinois	1,178
Asst. Coach Jake Diebler	586
<b>Total</b>	<b>5,468</b>

## Drew and White: Two Superstars

Not only was Bryce Drew a stellar player in college, but new Vanderbilt women's coach Stephanie White also excelled on the hardwood for Purdue. White, who played at Purdue, ended her career with 2,182 points. Combined, the two scored 4,324 points.

Additionally, Drew was Mr. Basketball for the state of Indiana in 1994, while White was Ms. Basketball in Indiana in 1995.

## Kornet Excels in Classroom

Senior center Luke Kornet has been named to the SEC Academic Honor Roll in the three years he has played at Vanderbilt, and also been named a CoSida All-District Academic Selection in his sophomore and junior seasons.

Kornet is double majoring in computer science and mathematics.

## Commodores in the state of Maryland

Vanderbilt's meeting with Marquette will be the Commodores first-ever appearance in the state of Maryland. The Commodores have played Navy twice - once at Memorial Gym (12/30/58), and another time on a neutral floor in Jacksonville, Fla. (12/29/61).

## Four with 25+ threes

Four returning Commodores made 25 or more threes a year ago, with Matthew Fisher-Davis leading the way with 79. Riley LaChance (43), Jeff Roberson (30), and Luke Kornet (26) also eclipsed the 25 made three mark.

## Returning for VU

57.3% of the team's scoring returns from a year ago, along with six players who played 28 or more games and four players who made 19 or more starts.

In fact, the projected starting five (Kornet - 93 games), Fisher-Davis (66), LaChance (68), Roberson (65), and Toye (30) have combined to play in 322 games.

## ABOUT MARQUETTE

### QUICK FACTS

**Location** ..... Milwaukee, Wis.  
**Founded** ..... 1881  
**Conference** ..... Big East  
**Enrollment** ..... 12,000  
**Nickname** ..... Golden Eagles  
**Colors** ..... Blue and Gold  
**Home Arena** ..... Bradley Center  
**Athletics Director** ..... Bill Scholl

### Basketball Staff

**Head Coach** ..... Steve Wojciechowski  
**Record Overall** ..... 33-32 (2)  
**Marquette Record** ..... same  
**Assistant Coaches** ..... Chris Carrawell, Stan Johnson, Brett Nelson

- Marquette posted a 20-13 overall record last season and returns four starters and nine letterwinners from a year ago.
- Senior center Luke Fischer is the team's leading returning scorer, averaging 12.1 points per game. Sophomore guard Haanif Cheatham averaged 11.8 points per game, while senior guard Jajuan Johnson added 10.2 points per contest.
- The Golden Eagles did lose the services of freshman post player Henry Ellenson, who was drafted 18th by the Detroit Pistons in the 2016 NBA Draft.
- The series record is tied at three with the last meeting coming in a Vanderbilt win, 74-57, on Dec. 29, 2011, at Marquette.

### STAT COMPARISON

	VU 2015-16	MU 2015-16
Record	19-14	20-13
Scoring Offense	75.9	76.3
Scoring Defense	67.4	74.2
Scoring Margin	+8.5	+2.1
FG%	.456	.468
FG% Defense	.386	.427
3FG%	.382	.339
3FG% Defense	.294	.343
Free Throw %	.695	.726
Rebounding	38.5	35.8
Rebounding Margin	+1.1	+0.0
Turnovers/game	11.7	14.7
Opponent Turnovers	9.9	14.0
Steals	4.2	7.8


## CENTER U

Vanderbilt has turned into Center University in the last eight seasons, with a center posting double digits in all but one of those seasons. Here's a look at the totals from centers since the 2007-08 season.

- 2007-08** - A.J. Ogilvy - 17.0 ppg
- 2008-09** - A.J. Ogilvy - 15.4 ppg
- 2009-10** - A.J. Ogilvy - 13.4 ppg
- 2010-11** - Festus Ezeli - 13.0 ppg
- 2011-12** - Festus Ezeli - 10.1 ppg
- 2013-14** - Damian Jones - 11.3 ppg
- 2014-15** - Damian Jones - 14.5 ppg
- 2015-16** - Damian Jones - 13.9 ppg



## HEAD COACH BRYCE DREW



### THE DREW FILE

**High School:** Valparaiso (Ind.), '94  
**College:** Bachelor of Arts In Sports Management, Valparaiso, '98  
**Family:** Wife, Tara, son Bryson (2)



### DREW THROUGH THE YEARS

Year	School	Position	W-L	Conf.	Postseason
2016	Valparaiso	Head Coach	30-7	16-2	NIT Finals
2015	Valparaiso	Head Coach	28-6	13-3	NCAA Second Round
2014	Valparaiso	Head Coach	18-16	9-7	CollegInsider.com First Round
2013	Valparaiso	Head Coach	26-8	13-3	NCAA Second Round
2012	Valparaiso	Head Coach	22-12	14-4	NIT First Round
2011	Valparaiso	Assistant Coach	23-12	12-6	CollegInsider.com First Round
2010	Valparaiso	Assistant Coach	15-17	10-8	-
2009	Valparaiso	Assistant Coach	9-22	5-13	-
2008	Valparaiso	Assistant Coach	22-14	9-9	College Basketball Invite 2nd Rd.
2007	Valparaiso	Assistant Coach	16-15	9-5	-
2006	Valparaiso	Assistant Coach	17-12	8-8	-
2005	Valencia (Spain)	Player	38-14		Champions League Second Round
2004	New Orleans (NBA)	Player	41-41		East 1st round
2003	New Orleans (NBA)	Player	47-35		East 1st round
2002	Charlotte (NBA)	Player	44-38		East Semifinals
2001	Chicago (NBA)	Player	15-67		-
2000	Houston (NBA)	Player	34-48		-
1999	Houston (NBA)	Player	31-19		West 1st round
1998	Valparaiso	Player	23-10	13-3	NCAA Regional Semifinals
1997	Valparaiso	Player	24-7	13-3	NCAA First Round
1996	Valparaiso	Player	22-10	13-5	NCAA First Round
1995	Valparaiso	Player	20-8	14-4	-
<b>Head Coach Totals</b>			<b>124-49</b>	<b>65-19</b>	
<b>Totals at Valparaiso (Head Coach)</b>			<b>124-49</b>	<b>65-19</b>	
<b>Totals at Valparaiso (Assistant)</b>			<b>102-92</b>	<b>53-49</b>	
<b>Totals at Valparaiso (playing)</b>			<b>89-35</b>	<b>53-15</b>	
<b>Totals as NBA Player</b>			<b>212-248</b>		

<b>3</b>	Three-time Horizon League Coach of the Year
<b>25</b>	Averaged 25 wins a year in five years at Valparaiso
<b>27</b>	27th coach in Vanderbilt basketball history, and ninth of the modern era.
<b>4</b>	Postseason appearances as a head coach, including two in the NCAA Tournament and two in the NIT.
<b>15</b>	Coached 15 All-Horizon League honorees.
<b>30</b>	Won 30 games with Valparaiso in 2015-16.
<b>2,142</b>	Career points scored at Valparaiso - the most in the program's history. He is also the program's leader in 3-pointers made (364) and assists (626).
<b>2</b>	Two-time NABC District 12 Coach of the Year
<b>6</b>	Played six seasons in the NBA... Two with Houston, one with Chicago, and three with Charlotte/New Orleans
<b>1,000</b>	Scored over 1,000 points in his NBA career.
<b>12</b>	Played alongside 12 NBA All-Stars
<b>3</b>	Played with three players named among the Top 50 NBA Players of All Time - Charles Barkley, Hakeem Olajuwon, and Scottie Pippin
<b>18</b>	Has won 18 or more games each season as a head coach.

**VANDERBILT  
ATHLETIC COMMUNICATIONS**

**INTERVIEW POLICY**

Vanderbilt head coach Bryce Drew and selected Vanderbilt players will be available to the media before practice on a weekly basis during the non-conference season, and bi-weekly during the SEC season.

The times for those media sessions will be emailed to media members in advance of those pre-practice interviews.

Media may photograph the first 20 minutes of practice. All practices are closed to the public.

**POSTGAME INTERVIEW POLICY**

Vanderbilt head coach Bryce Drew will enter the Memorial Gym interview room after the NCAA-mandated 10-minute cooling off period, and after the visiting team makes an appearance in the interview room.

**VUCOMMODORES.COM**

The official website of Vanderbilt athletics, vucommo- dore.com, includes pregame notes, season statistics, videos of press conferences and meetings with the media, live stats, twitter feeds, and streaming audio and video of everything that is Commodore athletics.

**@VANDYMBB**

The official Twitter feed of Vanderbilt men's basketball, follow the latest information and get breaking news on Com- modore basketball.

**VU QUICK FACTS**

**Location** ..... Nashville, Tenn.  
**Founded** ..... 1873  
**Conference** ..... Southeastern  
**Enrollment** ..... 6,738  
**Nickname** ..... Commodores  
**Colors** ..... Black and Gold  
**Home Arena** ..... Memorial Gymnasium (14,316)  
**Chancellor** ..... Nicholas Zeppos  
**Vice Chancellor** ..... David Williams II  
**Faculty Rep.** ..... Dr. Susan Wente

**Athletic Communications**

**Men's Basketball SID** ..... Andy Boggs  
**Media Relations Address** ..... 2601 Jess Neely Dr.  
 ..... Nashville, TN 37212  
**Office Phone** ..... (615) 343-1847  
**Office Fax** ..... (615) 343-7064  
**E-Mail** ..... Andy.Boggs@Vanderbilt.edu

**INS AND OUTS**

Career Games Played			
Player	Games	Starts	Cons. Starts
Luke Kornet	92	40	3
Nolan Cressler	88	42	0
Riley LaChance	67	55	0
Matthew Fisher-Davis	65	39	13
Jeff Roberson	64	48	3
Joe Toye	29	0	0
Camron Justice	27	0	0
Philip McGloin	16	0	0

Double-Digit Scoring Games			
Player	Career (Record)	'15-16	Cons.
Riley LaChance	35 (23-12)	11 (6-5)	1 (0-1)
Luke Kornet	32 (22-10)	11 (8-3)	-
M. Fisher-Davis	27 (18-9)	17 (10-7)	-
Jeff Roberson	20 (15-5)	18 (14-4)	-
Nolan Cressler	42	6 (5-1)	-
Joe Toye	3 (1-2)	3 (1-2)	2 (0-2)
Camron Justice	2 (2-0)	2 (2-0)	-

Double-Digit Rebounding Games			
Player	Career	'15-16	Cons.
Luke Kornet	8 (8-0)	6 (6-0)	-
Jeff Roberson	5 (4-0)	5 (5-0)	-
M. Fisher-Davis	1 (1-0)	1 (1-0)	-

Double-Doubles			
Player	Career	'15-16	Cons.
Luke Kornet	5 (5-0)	4 (4-0)	-
Jeff Roberson	5 (5-0)	5 (5-0)	-
Matthew Fisher-Davis	1 (1-0)	1 (1-0)	-

**2015-16 TRENDS**

Winning Opening Tip	14-7
Losing Opening Tip	5-7
VU Scores First	14-5
Opponent Scores First	5-9
Leading at Halftime	17-7
Trailing at Halftime	2-6
Tied at Halftime	0-1
Leading with Five Minutes Remaining	18-2
Trailing with Five Minutes Remaining	1-11
Tied with Five Minutes Remaining	0-0
Leading with Two Minutes Remaining	18-1
Trailing with Two Minutes Remaining	0-11
Tied with Two Minutes Remaining	1-2
Overtime	1-1
Games Decided by Three Points or Less	1-3
Games Decided by 4-10 Points	2-7
Games Decided by 11-20 Points	8-4
Games Decided by 21-plus Points	8-0
VU Shoots 50% or Better	8-1
VU Shoots 40% or Better	19-10
VU Shoots Lower Than 40%	0-4
Opponent Shoots 50% or Better	0-1
Opponent Shoots 40% or Better	7-10
Opponent Shoots Lower Than 40%	12-4
VU Outshoots Opponent	17-6
VU Outshot by Opponent	2-8
Shoot Same Percentage	0-0
VU Scores 70 Points or More	18-4
VU Scores Less Than 70 Points	1-10
VU Scores 80 Points or More	11-2
VU Scores 90 Points or More	3-0
Opponent Scores 70 Points or More	4-9
Opponent Scores Less Than 70 Points	15-5
Opponent Scores 80 Points or More	0-3
Opponent Scores 90 Points or More	0-2
Makes More 3-Pointers Than Opponent	15-10
Makes Fewer 3-Pointers Than Opponent	2-4
3-Pointers are Equal	2-0
Outrebounds Opponent	15-3
Outrebounded by Opponent	4-10
Rebounds are Equal	0-1
Playing on National TV	15-14
Playing on Regional TV	0-0
Online Only	4-0
Playing on Weekday	15-7
Playing on Weekend	4-6
Game Tips Before 6 p.m. CT (afternoons)	5-5
Game Tips After 6 p.m. CT (evenings)	14-9
In White Uniforms	11-3
In Gold Uniforms	3-1
In Black Uniforms	2-9
In Grey Uniforms	2-1
In Neon Uniforms	1-0
In November	5-1
In December	3-3
In January	4-5
In February	6-2
In March	1-3
Home	14-2
Neutral	2-3
Away	3-9
<b>Conferences</b>	
vs. Non-Conference	8-6
Ohio Valley	1-0
Big South	1-0
America East	1-0
Big East	1-0
ACC	1-0
Big 12	0-3
Horizon	1-0
Atlantic 10	0-1
Southern	1-0
Big Ten	0-1
Mid-American	1-0
Missouri Valley	0-1
Vs. SEC	11-8
<b>Lineups</b>	
Baldwin, Fisher-Davis, Roberson, Kornet, Jones	8-5
Baldwin, LaChance, Fisher-Davis, Kornet, Jones	4-2
Baldwin, LaChance, Fisher-Davis, Roberson, Jones	2-4
Baldwin, LaChance, Roberson, Kornet, Jones	3-1
Baldwin, LaChance, Cressler, Kornet, Jones	1-0
LaChance, Cressler, Fisher-Davis, Roberson, Jones	1-0
LaChance, Fisher-Davis, Roberson, Kornet, Jones	0-1
Josephs, Watkins, Fisher-Davis, Henderson, Jones	1-0

**SEC PRESEASON POLL**

**Preseason Media Poll, Pts**

1. Kentucky
2. Florida
3. Texas A&M
4. Georgia
5. Arkansas
6. Vanderbilt
7. Alabama
8. South Carolina
9. Ole Miss
10. Mississippi State
11. Auburn
12. LSU
13. Tennessee
14. Missouri

**First Team All-SEC**

- Moses Kingsley\* – Arkansas, F, Sr.  
 J.J. Frazier – Georgia, G, Sr.  
 Edrice "Bam" Adebayo – Kentucky, F, Fr.  
 De'Aaron Fox – Kentucky, G, Fr.  
 Tyler Davis – Texas A&M, C, So.

**Second Team All-SEC**

- KeVaughn Allen – Florida, G, So.  
 Yante Maten – Georgia, F, Jr.  
 Isaiah Briscoe – Kentucky, G, So.  
 Malik Monk – Kentucky, G, Fr.  
 Antonio Blakeney – LSU, G, So.  
 Quindary Weatherspoon – Mississippi State, G, So.

**Luke Kornet – Vanderbilt, F, Sr.**

**SEC Player of the Year: Moses Kingsley, Arkansas**





LAST TIME OUT

BOX SCORE VS. WICHITA STATE

Official Basketball Box Score — Game Totals — Final Statistics  
 Wichita State vs Vanderbilt  
 3/15/16 9:23 PM EDT at University of Dayton Arena; Dayton, Ohio

Wichita State 70 • 25-8

#	Player	Total		3-Ptr		Rebounds			PF	TP	A	TO	Blk	Stl	Min
		FG-FGA	FT-FTA	FG-FGA	FT-FTA	Off	Def	Tot							
01	BROWN, Zach	f	1-2	1-1	0-0	0	3	3	1	3	0	0	0	0	12
24	MORRIS, Shaquille	f	2-3	0-0	0-0	0	3	3	3	4	0	0	1	0	9
08	WESSEL, Evan	g	0-1	0-0	0-0	0	1	1	3	0	0	0	0	7	
23	VANVLEET, Fred	g	6-15	2-6	0-1	0	3	3	0	14	7	1	0	2	34
11	BAKER, Ron	g	3-11	1-5	7-8	1	8	9	1	14	3	1	0	1	33
00	KELLY, Rashard		1-4	0-1	1-2	2	1	3	3	3	0	1	0	0	17
16	GRADY, Anton		3-9	0-0	5-6	1	6	7	3	11	1	0	0	0	29
20	NURGER, Rauno		2-3	0-1	2-2	1	2	3	3	6	0	0	1	0	17
21	WAMUKOTA, Bush		0-0	0-0	0-0	0	0	0	0	0	0	0	0	1	
32	McDUFFIE, Markis		2-6	1-1	2-4	3	4	7	2	7	0	2	0	2	25
38	FRANKAMP, Conner		2-5	2-4	2-2	0	2	2	3	8	1	1	0	0	16
Team						1	1	2							
Totals			22-59	7-19	19-25	9	34	43	22	70	12	7	2	5	200

FG % 1st Half: 9-26 34.6% 2nd half: 13-33 39.4% Game: 22-59 37.3%  
 3FG % 1st Half: 0-5 0.0% 2nd half: 7-14 50.0% Game: 7-19 36.8%  
 FT % 1st Half: 12-16 75.0% 2nd half: 7-9 77.8% Game: 19-25 76.0%

Deadball  
Rebounds  
4

Vanderbilt 50 • 19-14

#	Player	Total		3-Ptr		Rebounds			PF	TP	A	TO	Blk	Stl	Min
		FG-FGA	FT-FTA	FG-FGA	FT-FTA	Off	Def	Tot							
08	KORNET, Luke	f	3-10	1-5	1-2	1	8	9	1	8	0	0	2	0	32
11	ROBERSON, Jeff	f	1-7	0-3	1-2	2	4	6	3	3	1	1	0	0	28
30	JONES, Damian	c	2-6	0-0	1-7	2	3	5	4	5	0	0	2	0	26
04	BALDWIN IV, Wade	g	3-9	0-2	3-3	0	4	4	4	9	5	4	0	1	33
06	FISHER-DAVIS, Matthe	g	0-5	0-4	2-3	0	2	2	2	2	0	1	0	0	18
00	JUSTICE, Camron		0-0	0-0	0-0	0	0	0	0	0	0	0	0	0	3
02	TOYE, Joe		3-6	1-2	3-4	1	2	3	3	10	0	1	0	0	26
13	LACHANCE, Riley		4-8	1-3	1-1	0	3	3	3	10	2	1	0	0	23
24	CRESSLER, Nolan		0-1	0-0	0-0	1	0	1	0	0	0	0	1	0	6
40	HENDERSON, Josh		0-1	0-0	3-4	1	1	2	2	3	1	2	0	0	5
Team						1	2	3	1						
Totals			16-53	3-19	15-26	9	29	38	23	50	9	12	5	1	200

FG % 1st Half: 9-24 37.5% 2nd half: 7-29 24.1% Game: 16-53 30.2%  
 3FG % 1st Half: 2-10 20.0% 2nd half: 1-9 11.1% Game: 3-19 15.8%  
 FT % 1st Half: 10-18 55.6% 2nd half: 5-8 62.5% Game: 13-26 57.7%

Deadball  
Rebounds  
5,1

Officials: James Breeding, Paul Szek, Pat Evans (Bill Ek)  
 Technical fouls: Wichita State-None, Vanderbilt-TEAM  
 Attendance: 11728  
 2016 NCAA Division I Men's Basketball Championship  
 First Four - Dayton, Ohio  
 Winner advances to play #6 Arizona - Thursday, March 17 - 9:20 PM EDT  
 in Providence, R.I. (South Region)

Score by periods	1st	2nd	Total
Wichita State	30	40	70
Vanderbilt	30	20	50

Points	In	Off	2nd	Fast	Bench
WSU	25	12	12	16	35
VU	16	6	4	4	23

Last FG - WSU 2nd-00:21, VU 2nd-06:38.  
 Largest lead - WSU by 20 2nd-00:21, VU by 5 1st-14:24.

Score tied - 7 times.  
 Lead changed - 6 times.

RECAP

DAYTON (AP) -- Wichita State's guards let their Final Four experience make the difference in a defense-dominated First Four game.

Fred VanVleet and Ron Baker led a surge at the start of the second half that put the Shockers on pace for a 70-50 victory over Vanderbilt, making the big shots in a game with very few uncontested ones.

The seniors who were part of the Shockers' 2013 Final Four team led the way. VanVleet -- the two-time Missouri Valley player of the year -- scored 14 points despite a cut on his head that sent him to the bench in the first half. Ron Baker also had 14. Together, they scored all of the points in a decisive 11-0 run that opened the second half.

"Fred and I hit a couple of 3s to get us going early on," Baker said. "The momentum shifted slowly and we kind of grasped it and kept on rolling."

The Shockers (25-8) play Arizona on Thursday in Providence, Rhode Island.

Vanderbilt (19-14) couldn't take advantage of its pronounced size advantage on offense and never led in the second half. Joe Toye and Riley LaChance had 10 apiece. The Commodores shot 30 percent from the field, went 3 of 19 from beyond the arc, and were 15 of 26 on free throws.

"They're a very good defense and they play really physical," LaChance said. "We did get some open looks and nothing happened to fall."

The Shockers returned three starters from the team that knocked off Indiana and Kansas to reach the Sweet 16 last year, drawing a No. 10 ranking in the preseason poll. A lot of early injuries -- including VanVleet's pulled hamstring -- forced the Shockers to reinvent themselves.

They got yet another setback on Tuesday when VanVleet left to get treated for a cut on the right side of his forehead only a few minutes into the game. He gave the Shockers a pep talk during the next timeout but stayed on the bench.

"It didn't hurt at all," said VanVleet, who had a bandage on the wound. "I didn't even know it was bleeding. I was just hoping it wouldn't need stitches. I hate to get stitched. He patched me up real quick."

VanVleet got back into the game with 13:13 left in the half and hit a baseline jumper for his first points.

He and Baker let their tournament experience show at the start of the second half, scoring all the points in an 11-0 run for a 41-30 lead -- the biggest by either team up to that point. Baker hit a 3, and VanVleet made a pair from beyond the arc during the spurt.

Vanderbilt cut the lead to one point, but Wichita State dug in and hit back-to-back 3s that pushed it to 57-48 and left the Shockers in control.

Back in health, they're moving on in the tournament, getting the better of a defensive game.

There were few open shots in a choppy first half that ended tied 30-30 -- about what was expected. Wichita State and Vanderbilt ranked sixth and seventh in field-goal defense. The Shockers get pressure with their guards, while the Commodores used their front-line size to redirect shots.

Seven-foot center Damian Jones missed both of his shots and all of his four free throws in the first half as Vanderbilt failed to take advantage of its size on offense. He finished with five points.



## 2016-17 Roster

No.	Name	Pos.	Ht.	Wt.	Cl.-Yr	Hometown (Previous School)
0	Camron Justice	G	6-3	180	So. - 2nd	Hindman, Ky. (Knott County Central)
1	Payton Willis	G	6-4	182	Fr. - 1st	Fayetteville, Ark. (Fayetteville)
2	Joe Toye	G/F	6-7	208	So. - 2nd	Chicago, Ill. (Whitney Young)
3	Luke Kornet	F	7-1	250	Sr. - 4th	Lantana, Texas (Liberty Christian)
5	Matthew Fisher-Davis	G	6-5	185	Jr. - 3rd	Charlotte, N.C. (Butler)
11	Jeff Roberson	F	6-6	224	Jr. - 3rd	Houston, Texas (The Kinkaid School)
12	Djery Baptiste	C	6-10	240	R-Fr. - 2nd	Gonaives, Haiti (Prestonwood Christian (Texas))
13	Riley LaChance	G	6-2	192	Jr. - 3rd	Brookfield, Wis. (Brookfield Central)
14	Larry Austin, Jr.	G	6-2	175	R-So. - 3rd	Springfield, Ill. (Xavier University/Lanphier)
15	Clevon Brown	F	6-8	219	Fr. - 1st	San Antonio, Texas (Churchill)
20	Phillip McGloin	G	6-1	183	Jr. - 3rd	Washington, D.C. (Mercersburg Academy)
24	Nolan Cressler	G	6-4	210	R-Sr. - 5th	Pittsburgh, Pa. (Cornell/Plum)

### COACHING STAFF

Head Coach..... **Bryce Drew** (Valparaiso, 1998) - 1st  
 Associate Head Coach..... **Roger Powell** (Illinois, 2005) - 1st  
 Assistant Coach..... **Jake Diebler** (Valparaiso, 2009) - 1st  
 Assistant Coach..... **Casey Shaw** (Toledo, 1998) - 1st  
 Director of Recruiting/Player Personnel.. **Omar Mance** (Rice, 2003) - 1st  
 Director of Operations..... **Luke Simons** (Purdue, 2005) - 1st  
 Director of Basketball Admin./Video Coord. **Matt Olinger** (Liberty, 2007) - 1st

### SUPPORT STAFF

Athletic Communications Dir. .... **Andy Boggs** (Florida State, 1998)  
 Academic Support..... **Neal Clark** (Kentucky, 1992)  
 Athletic Trainer..... **Shannon Gordon** (Indiana State, 1992)  
 Strength and Conditioning..... **Jeremy Anderson** (Liberty, 2011)

### PRONUNCIATION GUIDE

Djery Baptiste..... **Jerry - Bap-TEEST**  
 Luke Kornet ..... **Kor-NET**  
 Jeff Roberson..... **ROE-ber-son**  
 Joe Toye ..... **TOY**  
 Clevon Brown..... **CLEE-von**  
 Jake Diebler..... **DEEB-ler**

### ROSTER BY CLASS

#### Seniors (2)

**Luke Kornet**..... Lantana, Texas  
**Nolan Cressler**..... Pittsburgh, Pa.

#### Juniors (4)

**Matthew Fisher-Davis**..... Charlotte, N.C.  
**Riley LaChance**..... Brookfield, Wisc.  
**Phillip McGloin**..... Washington, D.C.  
**Jeff Roberson**..... Houston, Texas

#### Sophomores (3)

**Larry Austin, Jr.**..... Springfield, Ill.  
**Camron Justice**..... Hindman, Ky.  
**Joe Toye**..... Chicago, Ill.

#### Freshman (3)

**Djery Baptiste**..... Gonaives, Haiti  
**Clevon Brown**..... San Antonio, Texas  
**Payton Willis**..... Fayetteville, Ark.



**MEMORIAL MAGIC - THE HOME TO VANDERBILT HOOPS SINCE 1952**

**HISTORIC MEMORIAL GYMNASIUM IN 65TH SEASON**

Storied Memorial Gymnasium is in its 65th season as the host venue of Vanderbilt basketball. The SEC's most historic hoops setting has played host to more than 950 men's contests as well as the 1984 and 1991 SEC Tournaments and 40 men's and women's NCAA Tournament contests (since the early 1980s).

As the oldest gymnasium in the SEC, Memorial Gymnasium is renowned for its end zone benches, raised floor and unique atmosphere. It was dedicated in 1952 as a memorial to all Vanderbilt men and women who served in World War II. It was built by the late master architect Edwin Keeble, who was commissioned to build a combination gymnasium/concert hall.

<b>.782</b>	All-time winning percentage at Memorial Gym (772-215).
<b>.898</b>	Winning percentage against non-conference opponents since 1990 (202-23).
<b>6</b>	Undefeated seasons at home.

**Winningest Coaches at Memorial Gymnasium**

Coach	Yrs	Record
1. Kevin Stallings (2000-16)	17	226-65
2. Roy Skinner (1959, 1962-76)	16	181-41
3. Bob Polk (1948-58, 1960-61)	8	96-15
4. C.M. Newton (1982-89)	8	91-37
5. Jan van Breda Kolff (1994-99)	6	75-20
6. Eddie Fogler (1990-93)	4	54-12

**ANNUAL ATTENDANCE FIGURES**

Year	All Games	Attendance	Average	NCAA Rank	SEC Games	SEC Attendance	Average
2015-16	16	178,167	11,135	36	9	107,318	11,924
2014-15	19	168,377	8,862	51	9	88,830	9,870
2013-14	16	152,539	9,534	45	9	92,455	10,273
2012-13	15	159,557	10,637	36	9	100,986	11,221
2011-12	18	246,561	13,698	18	8	112,368	14,046
2010-11	17	234,632	13,802	18	8	114,346	14,293
2009-10	16	217,965	13,623	21	8	113,539	14,192
2008-09	17	225,686	13,276	25	8	112,833	14,104
2007-08	19	254,954	13,418	22	8	113,713	14,214
2006-07	17	204,511	12,030	31	8	109,043	13,630
2005-06	16	195,159	12,197	24	8	108,258	13,532
2004-05 <sup>^</sup>	19	191,678	10,088	43	8	105,357	13,170
2003-04	17	192,301	11,312	33	8	106,990	13,374
2002-03	16	153,123	9,570	46	8	96,906	12,113
2001-02	17	150,325	8,843	50	8	93,873	11,734
2000-01	19	186,468	9,814	45	8	102,055	12,757
1999-00*	18	197,770	10,987	30	8	106,741	13,343
1998-99	16	192,538	12,034	26	8	106,128	13,266
1997-98	16	213,974	13,373	21	8	117,819	14,727
1996-97	16	207,771	12,986	25	8	120,214	15,027
1995-96	18	226,354	12,575	28	8	112,996	14,125
1994-95	13	183,042	14,080	17	8	118,932	14,867
1993-94	16	223,997	14,000	15	8	121,345	15,168
1992-93	14	212,156	15,154	11	8	122,536	15,317
1991-92	17	210,585	12,387	29	8	115,104	14,388
1990-91	16	214,638	13,415	19	9	133,482	14,831
1989-90	19	259,992	13,684	18	9	136,136	15,126
1988-89	15	224,657	14,977	13	9	137,212	15,246
1987-88	16	223,747	13,984	14	9	138,393	15,377
1986-87	17	226,343	13,314	14	9	130,854	14,539
1985-86	15	200,806	13,387	14	9	128,059	14,229
1984-85	16	194,390	12,149	17	9	122,514	13,613
1983-84	18	249,292	13,850	10	9	135,546	15,050
1982-83	17	237,584	13,976	9	9	135,418	15,046
1981-82	14	202,225	14,445	9	9	131,699	14,633
1980-81	15	227,478	15,165	9	9	136,436	15,160
1979-80	15	228,029	15,202	5	9	138,754	15,417
1978-79	14	215,330	15,380	5	9	139,930	15,547
1977-78	14	207,375	14,813	5	9	134,232	14,915
1976-77	15	211,966	14,131	4	9	149,108	16,568
1975-76	13	180,901	13,915	-	9	135,375	15,042
1974-75	12	178,527	14,877	-	9	134,304	14,923
1973-74	12	182,728	15,227	-	9	140,252	15,584
1972-73	12	173,567	14,464	-	9	131,193	14,577
1971-72	12	156,778	13,065	-	9	120,172	13,352
1970-71	12	170,634	14,220	-	9	130,260	14,473
1969-70	12	176,763	14,730	-	9	135,745	14,861
1968-69	12	126,896	10,575	-	9	95,300	10,589
1967-68	12	129,722	10,810	-	9	96,274	10,697
1966-67	12	105,492	8,791	-	9	79,173	8,797
1965-66	12	106,022	8,835	-	9	62,368	8,910
1964-65	12	98,821	8,235	-	9	65,712	8,214
1963-64	12	84,827	7,069	-	6	35,684	5,947
1962-63	12	75,261	6,272	-	6	46,183	6,598
1961-62	13	73,640	5,665	-	8	47,357	5,920
1960-61	13	74,187	5,707	-	7	45,549	6,507
1959-60	14	76,199	5,443	-	8	46,064	5,758

<sup>^</sup> First year capacity increased from 14,168 to 14,316; \* First year capacity decreased from 15,311 to 14,168



**VANDERBILT BASKETBALL  
QUICK HITTERS**

- This is the 114th year of Vanderbilt basketball, with the first season taking place in 1900-01. There were no teams in 1904-05 and 1905-06.
- The Commodores have been named to 14 NCAA Tournaments and 12 NIT's. Vanderbilt advanced to the Elite 8 in 1965 (field of 23), and the Sweet 16 in 1988, 1993, 2004, and 2007. The Commodores captured the NIT Championship in 1990 and finished runner-up in 1994.
- The Commodores are a charter member of the SEC, with the 2016-17 season being the 83rd year in the conference.
- Vanderbilt is the only private institution in the SEC with the lowest enrollment of any of the 14 schools (6,738).
- Vanderbilt's Perry Wallace became the first African-American scholarship basketball player in the SEC when he took the court in 1967.
- The Commodores have 44 career 1,000-point scorers, with Shan Foster (2004-08) the all-time leading scorer with 2,011 career points.
- Vanderbilt has had 12 All-Americans since 1950. They are: Billy Joe Adcock (1950), Clyde Lee (1965), Tom Hagan (1969), Jan van Breda Kolff (1974), Will Perdue (1988), Billy McCaffrey (1993), Dan Langhi (2000), Matt Freije (2004), Derrick Byars (2007), Shan Foster (2008), and John Jenkins (2011).
- Vanderbilt had two players selected in the 2016 NBA Draft - Wade Baldwin IV, Memphis, 17th pick and Damian Jones, Golden State 30th pick - one of only three schools with two or more players drafted in the first round. In all, 37 Vanderbilt players have been selected in the NBA Draft since 1950.
- The Commodores had three players drafted in the first 31 picks of the 2012 NBA Draft - John Jenkins, Atlanta, 23rd pick, Festus Ezeli, Golden State, 30th pick, Jeffery Taylor, Charlotte, 31st pick - the most by the Commodores in one draft.
- The Commodores ended a 61-year SEC Tournament drought in 2012 by claiming the tournament championship in New Orleans, the team's first SEC tournament championship since 1951.
- Kevin Stallings is the winningest coach in Vanderbilt history with 322 total victories (17 years, 322-220).
- All three of the university's top all-time scorers played for Kevin Stallings (Foster, Jeffery Taylor, Matt Freije). John Jenkins, who is 10th on the list, also played for him.
- Vanderbilt's intercollegiate athletics teams are nicknamed the Commodores, in honor of the nickname given to founder Cornelius Vanderbilt, who made his fortune in shipping. Vanderbilt donated \$1 million to begin "Central University" in 1875 - the campus was later renamed for Cornelius because of his generosity. Cornelius never stepped foot on the campus that bears his namesake.

**SEC STANDINGS**

**2015-16 SEC STANDINGS (FINAL)**

	<b>SEC</b>	<b>Pct.</b>	<b>All</b>	<b>Pct.</b>
Kentucky^	13-5	.722	27-9	.750
Texas A&M^	13-5	.722	28-9	.757
S. Carolina	11-7	.611	25-9	.735
LSU	11-7	.611	19-14	.576
<b>Vanderbilt</b>	<b>11-7</b>	<b>.611</b>	<b>19-14</b>	<b>.576</b>
Georgia	10-8	.556	20-14	.600
Ole Miss	10-8	.556	20-12	.625
Florida	9-9	.500	21-15	.583
Arkansas	9-9	.500	16-16	.500
Alabama	8-10	.444	18-15	.546
Mississippi St.	7-11	.389	14-17	.452
Tennessee	6-12	.333	15-19	.441
Auburn	5-13	.278	11-20	.355
Missouri	3-15	.167	10-21	.323

^ SEC co-Champions

**SEC STATS**

**VU TEAM SEC RANKINGS (FINAL)**

Category	<b>SEC (FINAL)</b>	<b>All (FINAL)</b>
Scoring	3rd (76.6)	6th (75.9)
Scoring Defense	5th (70.8)	2nd (67.4)
Scoring Margin	3rd (+5.8)	3rd (+8.5)
FT%	5th (.702)	6th (.695)
FG%	3rd (.452)	4th (.456)
FG% Defense	3rd (.402)	1st (.386)
3FG%	3rd (.383)	2nd (.382)
3FG% Defense	2nd (.305)	1st (.294)
3FG Made	3rd (8.4)	2nd (8.3)
Rebound Margin	5th (+0.9)	7th (+1.1)
Blocks	T-1st (5.6)	2nd (5.5)
Assists	T-3rd (15.0)	4th (14.8)
Steals	14th (3.8)	14th (4.2)
Turnover Margin	14th (-3.3)	13th (-1.8)
Assist/TO Ratio	5th (1.2)	5th (1.3)

**VU INDIVIDUAL SEC RANKINGS (FINAL)**

Player	<b>SEC (FINAL)</b>	<b>Total (FINAL)</b>
<b>Wade Baldwin IV</b>		
Assists	2nd (6.2)	3rd (5.2)
FT%	NA	9th (.799)
A/TO Ratio	8th (2.3)	9th (1.9)
<b>Matthew Fisher-Davis</b>		
3FG%	6th (.436)	1st (.446)
3FG Made	7th (2.6)	7th (2.5)
<b>Damian Jones</b>		
Rebounding	10th (7.4)	NA
FG%	1st (.628)	2nd (.590)
Blocks	T-10th (1.5)	T-9th (1.6)
Off. Rebounds	9th (2.4)	NA
Def. Rebounds	10th (5.0)	NA
<b>Luke Kornet</b>		
Rebounding	T-7th (7.8)	NA
Blocks	1st (3.2)	1st (3.0)
Def. Rebounds	5th (6.1)	8th (5.5)
<b>Jeff Roberson</b>		
FT%	2nd (.877)	5th (.833)



# THE LAST TIME...

## VANDERBILT INDIVIDUALS

### Scoring:

**Scored 25 points** – Damian Jones (27), at Florida, 2/23/2016

**Scored 30 points** –Jeffery Taylor (30), at Davidson, 12/7/2011

**Scored 35 points** – Billy McCaffrey (35), vs. Georgia, 2/24/1993

**Scored 40 points** – Shan Foster (42) vs. Mississippi State, 3/5/2008

### Two Players Had 20 Points –

Matthew Fisher-Davis (20), Damian Jones (20) at Miss. State, 2/16/2016

**Three Players Had 20 Points** – Derrick Byars (28), Shan Foster (21) and Ross Neltner (20) vs. Toledo, 12/2/2006

### Scored 20 Points in Two Straight Games –

Damian Jones vs. Florida (20) 1/26/16, at Texas (26), 1/30/2016

### Scored 20 Points in Three Straight Games –

John Jenkins at Ole Miss (26), 2/16/2012, at Georgia (28), 2/19/2012, vs. S. Carolina (21), 2/22/2012

### Scored 20 Points in Four Straight Games –

John Jenkins vs. Monmouth (25), 11/25/11, vs. Xavier (20), 11/28/11, at Louisville (27), 12/2/2011, at Davidson (22), 12/7/2011

### Scored 20 Points in Five Straight Games –

Shan Foster vs. Georgia (29), 2/23/2008; vs. Tennessee (32), 2/26/2008; at Arkansas (22), 3/1/2008; vs. Mississippi State (42), 3/5/2008; at Alabama (21), 3/8/2008

### Scored 20 Points in Six Straight Games –

Shan Foster vs. Georgia (29), 2/23/2008; vs. Tennessee (32), 2/26/2008; at Arkansas (22), 3/1/2008; vs. Mississippi State (42), 3/5/2008; at Alabama (21), 3/8/2008; vs. Auburn (26), 3/13/2008

### Five Players Scored in Double Figures –

Wade Baldwin (17), Damian Jones (15), Matthew Fisher-Davis (13), Jeff Roberson (12), Luke Kornet (11) vs. Georgia, 2/20/16.

### Seven Players Scored in Double Figures –

Damian Jones (10), Wade Baldwin IV (20), Riley LaChance (10), Nolan Cressler (14), Joe Toye (10), Matthew Fisher-Davis (12), Josh Henderson (11), vs. Detroit (12/2/15)

### Four Players with 15 or more points –

Jeffery Taylor (20), John Jenkins (17), Brad Tinsley (16), Lance Goulbourne (16), Festus Ezeli (15) at LSU, 2/26/2011

### Double-Doubles:

**Double-Double** –Jeff Roberson (18 points, 10 rebounds) at Florida, 2/23/2016

**20-10 game** –Damian Jones (20 points, 10 rebounds) at Miss. State, 2/16/2016

**30-10 game** – A.J. Ogilvy (33 points, 10 rebounds) vs. Oregon, 11/11/2011

**Back-to-back 20-10 games** – Matt Freije vs. South Carolina (26 points, 11 rebounds)

1/28/04; vs. Kentucky (20 points, 11 rebounds) 1/31/04

**Double-Double in Points and Rebounds** – Jeff Roberson (18 points, 10 rebounds) at Florida, 2/23/2016

**Double-Double in Points and Assists** – Wade Baldwin IV (15 points, 10 assists) vs. Western Michigan, 12/30/2015

**Double-Double in Points and Blocks** – Luke Kornet (11 points, 10 blocks) vs. Auburn (1/12/2016)

**Double-Double in Points and Steals** – Never

### Double-Double in Two Consecutive games

– Damian Jones at Miss. State, 2/16/16 (20 points, 10 rebounds); vs. Georgia, 2/20/16 (15 points, 16 rebounds)

### Double-Double in three consecutive games

– Dan Langhi vs. Notre Dame (33 points, 10 rebounds) 11/21/1998; vs. Morehead State (18 points, 10 rebounds) 11/24/1998; vs. Ohio State (14 points, 17 rebounds) 11/28/1998

### Two players record double-double –

Damian Jones (24 points, 12 rebounds), Luke Kornet (10 points, 10 rebounds) vs. Trevecca, 11/16/2014

### Triple-Doubles:

**Triple-Double** – Luke Kornet (11 points, 11 rebounds, 10 blocks) vs. Auburn, 1/12/16; Brad Tinsley (11 points, 10 rebounds, 10 assists) vs. Presbyterian, 11/12/2010

### Field Goals:

**Made 10 FG in a game** – Damian Jones (10) at Saint Mary's, 3/18/15

**Made 11 FG in a game** – Kedren Johnson (11) vs. Davidson, 11/22/2012

**Made 12 FG in a game** – Damian Jones (12) at Florida, 2/23/2016

**Made 16 FG in a game** - Shan Foster (16) vs. Mississippi State, 3/5/2008

**Attempted 15 FG in a game** – Wade Baldwin IV (15) vs. Kentucky, 2/27/16

**Attempted 16 FG in a game** – Damian Jones (16) at Miss. State, 2/16/2016

**Attempted 17 FG in a game** – Luke Kornet (17) at Ole Miss, 2/6/16

**Attempted 18 FG in a game** – Rod Odom (18) vs. LSU, 3/6/14

**Attempted 19 FG in a game** – Rod Odom (19) vs. Missouri, 1/16/14

**Attempted 20 FG in a game** - Damian Jones (20), at Texas, 1/30/2016

### Three-Pointers:

**Made 5 3-pointers in a game** – Matthew Fisher-Davis (5), at Texas, 1/30/2016

**Made 6 3-pointers in a game** – Matthew Fisher-Davis (6) at Miss. State, 2/16/2016

**Made 7 3-pointers in a game** – John Jenkins (7) vs. Lafayette, 12/21/2011

**Made 8 3-pointers in a game** – Shan Foster (8) vs. UMass, 1/5/2008

**Made 9 3-pointers in a game** – Shan Foster (9) vs. Mississippi State, 3/5/2008

**Attempted 10 3-pointers in a game** – Matthew Fisher-Davis (10) at Texas, 1/30/2016

**Attempted 15 3-pointers in a game** – John Jenkins (16) vs. Oregon, 11/11/2011

### Free Throws:

**Made 10 FT in a game** –Wade Baldwin IV (10), vs. Dayton, 12/9/15

**Made 12 FT in a game** –Wade Baldwin IV (12) at Tennessee, 1/20/16

**Made 13 FT in a game** – A.J. Ogilvy (13) vs. DePaul, 12/5/2009

**Made 18 FT in a game** – Matt Freije (18) vs. Indiana, 11/24/2003

**Attempted 12 FT in a game** – Wade Baldwin IV (13) at Tennessee, 1/20/16

**Attempted 14 FT in a game** – Wade Baldwin IV (14) vs. Florida, 1/26/2016

**Attempted 15 FT in a game** – Eric McClellan (15) at Texas, 12/2/2013

### Rebounds:

**10 Rebounds in a game** – Luke Kornet (11), vs. Kentucky, 2/27/2016

**15 Rebounds in a game** – Damian Jones (16) vs. Georgia, 2/20/2016

**10+ Rebounds in Three Consecutive Games** – Lance Goulbourne (16) vs. Ole Miss, 1/19/2011; (10) vs. St. Mary's, 1/22/2011; (12) at Miss. State, 1/27/2011

### Assists:

**8 Assists** – Wade Baldwin IV (8) vs. Tennessee, 3/10/2016

**9 Assists** – Wade Baldwin IV (9) at Miss. State, 2/16/2016

**10 Assists** – Wade Baldwin IV (10) vs. Auburn, 1/12/16

**11 Assists** – Mario Moore (13) vs. Arkansas, 2/19/2005

**12 Assists** – Mario Moore (13) vs. Arkansas, 2/19/2005

**13 Assists** – Mario Moore (13) vs. Arkansas, 2/19/2005

**14 Assists** – Billy McCaffrey (14) vs. Kentucky, 1/13/1993

**5+ Assists in Four Consecutive Games** - Wade Baldwin IV (8) vs. Texas A&M, 2/4/16; (9) at Ole Miss, 2/6/16; (7) vs. Missouri, 2/10/16; (7) at Auburn, 2/13/16; (9) at Miss. St., 2/16/16; (7) vs. Georgia, 2/20/16

**8+ Assists in Two Consecutive Games**- Atiba Prater (9) at Georgia, 2/2/2000; (9) vs. Boston College, 2/6/2000

### Blocks:

**4 Blocked Shots** – Luke Kornet (4) at Florida, 2/23/2016

**5 Blocked Shots** – Luke Kornet (5) vs. Tennessee, 3/10/2016

**6 Blocked Shots** – Luke Kornet (6) at Texas A&M, 3/5/2016

**7 Blocked Shots** – Damian Jones (7) at S. Carolina, 2/13/14

**10 Blocked Shots** – Luke Kornet (10) vs. Auburn, 1/12/16

### Steals:

**4 Steals** – Riley LaChance (4) at Saint Mary's, 3/18/15

**5 Steals** – Riley LaChance (5) vs. Penn, 12/22/2014

**6 Steals** – Dan Cage (6) vs. Furman, 11/28/2006

**7 Steals** - James Strong (8) vs. Morehead State, 11/24/1998

**8 Steals** – James Strong (8) vs. Morehead State, 11/24/1998

### Minutes:

**Played every minute** – Rod Odom vs. Florida, 2/25/14

**Played over 40 minutes** – Matthew Fisher-Davis (41), Riley LaChance (40) at Arkansas, 1/5/2016

**All 5 starters played 40 minutes** –Steve Tchiengang (40), Brad Tinsley (40), Lance Goulbourne (41), Jeffery Taylor (41), and John Jenkins (41), at Louisville, 12/2/2011

### Fouls:

**Technical Foul** – Team, vs. Wichita St., 3/15/16

**Fouled Out** –Damian Jones, at Texas A&M, 3/5/16

**Two Players Fouled Out** – Damian Jones, Jeff Roberson at Ole Miss, 2/6/2016

**Three Players Fouled Out** – Damian Jones, Jeff Roberson, Wade Baldwin IV at Ole Miss, 2/6/2016

### TEAM

**Started the game with Opponent Technical Foul** – Furman bench, 12/22/2008

**Scored 95 or more points** – 102 vs. Detroit, 12/2/15 (W, 102-52)

**Scored 100 or more points** – 102 vs. Detroit, 12/2/2015 (W, 102-52)

**Scored 100 or more points (SEC game)** – 102 at Ole Miss, 2/16/2012 (W, 102-76)

**Scored 110 or more points** – 113 vs. Alabama A&M 12/30/1998 (W, 113-71)

**Scored 110 or more points (SEC game)** – 111 vs. Alabama 2/21/1972 (W, 111-91)

**Scored 120 or more points** – 130 vs. Ole Miss 12/22/1970 (W, 130-112)

**Scored 120 or more points (SEC game)** – 130 vs. Ole Miss 12/22/1970 (W, 130-112)

**Scored 130 or more points** – 130 vs. Ole Miss 12/22/1970 (W, 130-112)

**Scored Less than 50 points** – 38 at Tennessee (L, 76-38), 3/1/2014

**Scored Less than 40 points** – 38 at Tennessee (L, 76-38), 3/1/2014

**Scored 20 or less points in half** – 18 (1st half), 20 (2nd half) at Tennessee, 3/1/14, (L, 76-38)

**Scored 90+ points in three consecutive games** - 95 vs. Bradley, 11/24/2007 (W, 95-86); 91 vs. South Alabama, 11/29/2007 (W, 91-88); vs. Georgia Tech, 12/1/2007 (W, 92-79)

**Allowed 90 or more points** – 90, at Arkansas, 1/5/2016 (L, 85-90, OT)

**Allowed 100 or more points** – 106, Kentucky, 3/5/2003 (L, 44-106)

**Allowed Less than 50 points** – 41, vs. Austin Peay, 11/13/2015 (W, 80-41)

**Allowed 40 or Less points** – 31, at Mississippi State, 2/23/2013 (W, 72-31)

**Shot 60% or better** – .609 vs. Tenn. St., 11/23/14 (W, 78-46)

**Shot 60% or better from three** – .643 vs. Purdue, 12/13/14 (W, 81-71)

**Shot over 67% FG** – .679 vs. TSU, 12/19/2009 (W, 84-71)

# THE LAST TIME...

**Shot 50% or better** – .577 at Florida, 2/23/2016  
**Shot lower than 30%** – .224 at Florida 3/1/2014 (L, 76-38)  
**Allowed 60% shooting** – .612 at Florida, 2/21/2009 (L, 68-82)  
**Scored 100 points in two consecutive games** – 111 vs. North Alabama 12/20/1980 (W, 111-79) and 111 vs. Memphis 12/23/1980 (W, 111-96)  
**Scored 100 points in three consecutive games** – Never  
**Scored 100 points in Consecutive SEC games** – 104 vs. LSU 2/19/1972 (W, 104-83) and 111 vs. Alabama 2/21/1972 (W, 111-91)  
**Won game by 70 points or more** – 71 vs. Union (Tenn.) (W, 95-24), 1911-12  
**Won game by 60 points or more** – 71 vs. Union (Tenn.) (W, 95-24), 1911-12  
**Won game by 50 points or more** – 50 vs. Detroit (W, 102-52) 12/2/2015  
**Lost by 25 or More Points** – at Tennessee, 3/1/2014 (L, 76-38)  
**Game decided by one point** – at Miss. State, 2/16/2016 (L, 75-74)  
**Two consecutive games decided by one point** – at South Carolina (L, 70-71) 1/7/1998 and Tennessee (W, 80-79) 1/10/1998  
**Three consecutive games decided by one point** – Never  
**Shot 90% or Better from Free Throw Line** – 94.4% vs. Georgia (17-18) 2/27/2013  
**Shot less than 50% from Free Throw Line** – 46.9% vs. Morgan State (15-32) 11/23/13  
**Shot less than 20% from 3PT** – .158 (3-19) vs. Wichita State 3/15/16 (L, 70-50)  
**Attempted 30 FT** – 33 (21-33) vs. Florida, 1/26/2016  
**Attempted 35 FT** – 39 (29-39) at Tennessee, 1/20/2016  
**Attempted 40 FT** – 42 (29-42) vs. Florida, 2/3/2015  
**Attempted five or less FT** – 3 vs. Chamaine, 11/24/2009  
**Made 30 FT** – 38, vs. Western Carolina, 12/16/14  
**Made 15 3FG** – 17 vs. Ole Miss, 1/15/2013  
**Won an Overtime Game** – vs. Stony Brook 11/19/15 (W, 79-72)  
**Lost an Overtime Game** – at Arkansas, 1/5/2016 (L, 85-90)  
**Played Two Overtimes** – vs. Yale 1/3/15 (W, 79-74)  
**Played Three Overtimes** – at Ole Miss 2/17/1982 (L, 51-48)  
**Played Four Overtimes** – at Ole Miss 2/17/1982 (L, 51-48)  
**Played consecutive games that went to overtime** – vs. Xavier 11/28/2011 (L, 82-70) and at Louisville, 12/2/2011 (L, 62-60)  
**Had 20 Turnovers** – 26 at Arkansas, 1/5/2016  
**Had fewer than 10 Turnovers in two straight games** – at Florida (9) 3/6/2013, vs. South Carolina (9) 3/9/2013  
**Had 10 Blocks** – 10, vs. Auburn, 1/12/2016

## OPPONENT - INDIVIDUALS

**Scoring:**  
**Scored 25 points** – Kevin Punter (26) at Tennessee, 1/20/16  
**Scored 30 points** – Jamal Murray (33) vs. Kentucky, 2/27/16

**Scored 35 points** – Ben Simmons (36), LSU, 1/2/2016  
**Scored 40 points** – Morris Almond (44), Rice, 1/3/2007  
**Two Players Had 20 Points** – Anthon Bell (26), Moses Kingsley (25) at Arkansas, 1/5/16  
**Five Players Scored in Double Figures** M.J. Rhett (18), Jarvis Summers (16), Stefan Moody (14), Sebastian Saiz (12), LaDarius White (10) at Ole Miss, 3/7/2015  
**Six Players Scored in Double Figures** – Bam Doyno (22), Dwayne Curtis (12), Todd Abernethy (11), Clarence Sanders (11), Polynice (10) and Williams (10), vs. Ole Miss, 1/27/2007  
**Four Players with 15 or more points** – Erik Daniels (20), Marquis Estill (17), Kelenna Azubuike (16) and Gerald Fitch (15) vs. Kentucky, 3/5/2003

### Double-Doubles:

**Double-Double** – Jalen Jones (17 points, 11 rebounds) at Texas A&M, 3/5/16  
**Triple-Double** – Sam Muldrow (16 points, 14 rebounds and 10 blocks) at South Carolina, 1/8/2010  
**20-10 game** – Ryan Rosburg (24 points, 11 rebounds), vs. Missouri, 2/10/2016  
**30-10 game** – Ben Simmons (36 points, 14 rebounds), LSU, 1/2/2016

### Double-Double in Points and Rebounds

– Jalen Jones (17 points, 11 rebounds) at Texas A&M, 3/5/16  
**Double-Double in Points and Assists** – Nick Calathes (15 points, 10 assists) at Florida, 1/27/2008  
**Two players record double-doubles** – Prince Ibeh (13 points, 11 rebounds), Kerwin Roach, Jr. (15 points, 11 rebounds), at Texas, 1/30/2016

### Field Goals:

**Made 10 FG in a game** – Ben Simmons (10), LSU, 1/2/2016  
**Made 11 FG in a game** – Jordan Mickey, vs. LSU (12), 1/24/15  
**Made 12 FG in a game** – Jamal Murray, vs. Kentucky (12), 2/27/16  
**Made 13 FG in a game** – Bobby Portis, at Arkansas (13), 1/10/15  
**Attempted 15 FG in a game** – Ben Simmons (15), LSU, 1/2/2016  
**Attempted 16 FG in a game** – Armani Moore (16), Tennessee, 3/1/2016  
**Attempted 17 FG in a game** – Shembari Phillips, Tennessee (17), 3/1/2016  
**Attempted 18 FG in a game** – Detrick Mostella (18), vs. Tennessee, 3/10/2016  
**Attempted 19 FG in a game** – Taurean Prince (19) at Baylor, 12/6/2015  
**Attempted 20 FG in a game** – Jamal Murray, vs. Kentucky (20), 2/27/16  
**Attempted 25 FG in a game** – Stefan Moody (25) at Ole Miss, 2/6/16

### Three-Pointers:

**Made 5 3-pointers in a game** – Kenny Gaines (5) vs. Georgia, 1/14/2015  
**Made 6 3-pointers in a game** – Jamal Murray, vs. Kentucky (6), 2/27/16  
**Made 7 3-pointers in a game** – Chandler Parsons (7) vs. Florida, 1/25/2009

**Made 8 3-pointers in a game** – Brian Sullivan (8) vs. Miami (OH), 1/2/2012  
**Attempted 10 3-pointers in a game** – Jamal Murray, vs. Kentucky (10), 2/27/16

### Free Throws:

**Made 8 FT in a game** – Q. Weatherspoon (8) at Miss. State, 2/16/2016  
**Made 9 FT in a game** – Dusty Hannahs (9) at Arkansas, 1/5/16  
**Made 10 FT in a game** – Stefan Moody (10) at Ole Miss, 2/6/16  
**Made 16 FT in a game** – Ben Simmons (16), LSU, 1/2/2016  
**Made 17 FT in a game** – Morris Almond (17) at Rice, 1/3/2007

**Attempted 10 FT in a game** – Q. Weatherspoon (10) at Miss. State, 2/16/2016

**Attempted 13 FT in a game** – Johnny O'Bryant III, (14) at LSU, 1/18/14  
**Attempted 14 FT in a game** – Johnny O'Bryant III, (14) at LSU, 1/18/14  
**Attempted 15 FT in a game** – Ben Simmons (19), LSU, 1/2/2016

### Rebounds:

**10 Rebounds in a game** – Derek Reese (10) vs. Tennessee, 3/10/16  
**15 Rebounds in a game** – Cinmeon Bowers (15) at Auburn, 2/13/2016  
**18 Rebounds in a game** – Daniel Northern (18) vs. Tennessee Tech, 12/20/2008  
**19 Rebounds in a game** – Omar Samhan (19) at St. Mary's, 11/20/2009  
**20 Rebounds in a game** – Roy Rogers (20) at Alabama, 1/3/1996

### Assists

**8 Assists** – Alex Caruso (8) at Texas A&M, 3/5/16  
**9 Assists** – John Wall (9) at Kentucky, 1/30/2010  
**10 Assists** – Alex Caruso (10) at Texas A&M, 1/31/2015  
**11 Assists** – Dee Bost (11) vs. Mississippi State, 3/11/2011  
**12 Assists** – G.G. Smith (12) vs. Georgia, 2/3/1999

### Blocks:

**4 Blocked Shots** – Jameel Warner, (4), vs. Stony Brook, 11/19/15  
**5 Blocked Shots** – Karl-Anthony Towns, (7), at Kentucky, 1/20/15  
**6 Blocked Shots** – Karl-Anthony Towns, (7), at Kentucky, 1/20/15  
**7 Blocked Shots** – A.J. Hammons, (7), at Purdue, 12/22/15  
**8 Blocked Shots** – Jarvis Varnado (9) vs. Mississippi State, 2/3/2010  
**10 Blocked Shots** – Sam Muldrow (10) at South Carolina, 1/8/2011

### Steals:

**5 Steals** – Devon Baukman (5) vs. Tennessee, 3/10/2016  
**6 Steals** – Michael Frazier (6) vs. Florida, 2/2/15  
**7 Steals** – Aaron Lucas (7) at South Carolina, 1/19/2002  
**8 Steals** – Steve Wojnochowski (8) at Duke, 11/22/1996

**Two players with 3 steals** – Bobby Portis (4), Rashad Madden (3) at Arkansas, 1/10/15

### Minutes:

**Played every minute** – Kadeem Jack, Myles Mack vs. Rutgers, 11/28/14  
**Played over 40 minutes** – Carson Puriefoy (44), vs. Stony Brook, 11/19/15

### Fouls:

**Technical Foul** – Team, vs. Georgia, 2/20/16  
**Fouled Out** – Alex Poythress, vs. Kentucky, 2/27/2016  
**Three Players Fouled Out** – Donte' Williams, Nemanja Djurjistic, John Florveus vs. Georgia, 1/14/2012

## OPPONENT - TEAM

**Scored 90 or more points at Memorial Gym** – 90 vs. LSU, 1/2/16 (LSU 90, Vanderbilt 85)  
**Scored 100 or more points** – 106 at Kentucky 3/5/2003 (L, 44-106)  
**Scored 110 or more points** – 120 vs. Kentucky 2/7/1996 (L, 81-120)  
**Scored 120 or more points** – 120 vs. Kentucky 2/7/1996 (L, 81-120)  
**Scored 130 or more points** – Never  
**Scored Less than 50 points** – 41 vs. Austin Peay, 11/13/15 (W, 80-41)  
**Scored Less than 40 points** – 31 at Mississippi State, 2/23/2013 (W, 72-31)  
**Shot 50% or Better** – .550 at Kentucky, 1/23/2016 (L, 57-76)  
**Shot 60% or Better** – .612 at Florida (UF 82, VU 68), 2/21/2009  
**Shot 60% or Better from 3PT** – .667 (4-6), at Kentucky, 1/20/15 (L, 65-57)  
**Shot less than 30% FG** – .290 (18-62), at Auburn, 2/13/2016 (W, 86-57)  
**Shot less than 15% from 3PT** – .111 (2-18), vs. W. Michigan, 12/30/15 (W, 86-61)  
**Held Opponent Without a 3-Pointer** – vs. Nebraska, 11/18/10 (W, 59-49)  
**Shot 90% or Better from Free Throw Line** – 91.3, at Georgia (23-25), 1/27/2015  
**Shot less than 50% from Free Throw Line** – .350, vs. Alabama, 1/16/2016 (W, 71-63)  
**Attempted 30 FT** – 38 at Ole Miss, 2/6/2016  
**Attempted 40 FT** – 42 at Mississippi State, 2/12/2007  
**Attempted 45 or More FT** – 49 at South Carolina, 1/28/2009  
**Attempted five or less FT** – 1 vs. Miami (OH), 1/2/2012  
**Made 20 FT** – 21 at Florida, 2/23/2016  
**Made 30 FT** – 32 at South Carolina, 1/28/2009  
**Made 0 FT** – Georgia, 1/14/2009  
**Made 12 3PT** – 12 at Kentucky, 1/30/2010  
**Made 15 3PT** – 15 vs. Florida, 1/25/2009  
**Attempted 30 or more 3PT** – 32 at Auburn, 2/13/2016  
**Had 20 Turnovers** – 20 vs. MTSU, 12/21/2012



**DJERY BAPTISTE**

**12**

R-Freshman, Center  
6'10" 240 lbs.  
Gonaives, Haiti  
Prestonwood Christian HS

**SEASON HIGHS**

- Points:
- FG Made:
- FG Atts:
- 3FG Made:
- 3FG Atts:
- FT Made:
- FT Atts:
- Rebounds:
- Assists:
- Turnovers:
- Blocks:
- Steals:
- Minutes:

**CAREER HIGHS**

- Points:
- FG Made:
- FG Atts:
- 3FG Made:
- 3FG Atts:
- FT Made:
- FT Atts:
- Rebounds:
- Assists:
- Turnovers:
- Blocks:
- Steals:
- Minutes:

**MISCELLANEOUS**

**BAPTISTE NOTEBOOK**

- ✦ Redshirted the 2015-16 season.
- ✦ Signed with the Commodores in November of 2014...Chose the Commodores over UConn, SMU, Oregon, and USC, and was ranked the eighth-best player in the state of Texas according to ESPN.
- ✦ Originally from Haiti, Baptiste is one of the most physically impressive prospects in the 2015 class. He speaks four languages and hopes to one day be a diplomat in his native country.
- ✦ Attended the Prestonwood Christian Academy in Plano, Texas, where he averaged 10 points, 10 rebounds, three blocks, two assists, and one steal in his senior season...Helped lead his Lion teams to four consecutive state championships...Named his team's Defensive Player of the Year in his senior season.
- ✦ Djery Jean Baptiste...November 12, 1995...Son of Hebert Jean Baptiste and Wislonde Destin...Plans to major in Public Policy and Linguistics...Recipient of the Myer Family Men's Basketball Scholarship...Advice to youngsters: "Seek God."

**BAPTISTE GAME-BY-GAME (FRESHMAN)**

Opponent	M	FG-A	3P-A	FT-A	Reb	PF	A	T	B	S	PTS
N13 Austin Peay	DNP										
N16 Gardner-Webb	DNP										
N19 Stony Brook	DNP										
N23 vs. St. Johns	DNP										
N24 Maui	DNP										
N25 Maui	DNP										
D2 Detroit	DNP										
D6 @Baylor	DNP										
D9 Dayton	DNP										
D19 Wofford	DNP										
D22 @Purdue	DNP										
D30 W. Michigan	DNP										
J2 LSU	DNP										
J5 @Arkansas	DNP										
J9 @S. Carolina	DNP										
J12 Auburn	DNP										
J16 Alabama	DNP										
J20 @Tennessee	DNP										
J23 @Kentucky	DNP										
J26 Florida	DNP										
J30 @Texas	DNP										
F4 Texas A&M	DNP										
F6 @Ole Miss	DNP										
F10 Missouri	DNP										
F13 @Auburn	DNP										
F16 @Miss. State	DNP										
F20 Georgia	DNP										
F23 @Florida	DNP										
F27 Kentucky	DNP										
M1 Tennessee	DNP										
M5 @Texas A&M	DNP										
M10 vs. Tennessee	DNP										
M15 vs. Wichita St.	DNP										

Baptiste's Overall Statistics at Vanderbilt

Year	GP	GS	Min	Avg	FG	FGA	Pct	3FG	3FGA	Pct	FT	FTA	Pct	Off	Def	Tot	Avg	PF	FO	Ast	TO	Blk	Stl	Pts	Avg
------	----	----	-----	-----	----	-----	-----	-----	------	-----	----	-----	-----	-----	-----	-----	-----	----	----	-----	----	-----	-----	-----	-----

Baptiste's SEC Statistics at Vanderbilt

Year	GP	GS	Min	Avg	FG	FGA	Pct	3FG	3FGA	Pct	FT	FTA	Pct	Off	Def	Tot	Avg	PF	FO	Ast	TO	Blk	Stl	Pts	Avg
------	----	----	-----	-----	----	-----	-----	-----	------	-----	----	-----	-----	-----	-----	-----	-----	----	----	-----	----	-----	-----	-----	-----



**CLEVON BROWN**

**15**

Freshman, Forward  
6'8" 219 lbs.  
San Antonio, Texas  
Churchill HS

**SEASON HIGHS**

Points:  
FG Made:  
FG Atts:  
3FG Made:  
3FG Atts:  
FT Made:  
FT Atts:  
Rebounds:  
Assists:  
Turnovers:  
Blocks:  
Steals:  
Minutes:

**CAREER HIGHS**

Points:  
FG Made:  
FG Atts:  
3FG Made:  
3FG Atts:  
FT Made:  
FT Atts:  
Rebounds:  
Assists:  
Turnovers:  
Blocks:  
Steals:  
Minutes:

**MISCELLANEOUS**

**BROWN NOTEBOOK**

- ✦ Signed with the Commodores in November of 2015.
- ✦ Was ranked as the 9th-best player in the state of Texas by Texas Hoops, and the 126th-ranked player nationally by Rivals.com.
- ✦ As a junior, he averaged 16.8 points, 9.4 rebounds, and 3.2 blocks per game and was named to the District 26-6A first team, while also claiming all-tournament honors at the Northside ISD and Georgetown tournaments.
- ✦ Ranked as the 26th-ranked power forward in the country by Scout.com, he also received offers from Texas, Illinois, Notre Dame, and Auburn.

**BROWN GAME-BY-GAME (FRESHMAN)**

Opponent	M	FG-A	3P-A	FT-A	Reb	PF	A	T	B	S	PTS
----------	---	------	------	------	-----	----	---	---	---	---	-----



**NOLAN CRESSLER**

**24** RS Senior, Guard  
6'4" 210 lbs.  
Pittsburgh, Pa.  
Cornell/Plum HS

**SEASON HIGHS**

- Points:** 14, 3x, last at Ole Miss (2/6/16)
- FG Made:** 6, 2x, last vs. W. Michigan (12/30/15)
- FG Atts:** 12, vs. Detroit (12/2/15)
- 3FG Made:** 2, 3x, last at Ole Miss (2/6/16)
- 3FG Atts:** 6, 2x, last at Ole Miss (2/6/16)
- FT Made:** 4, at Ole Miss (2/6/16)
- FT Atts:** 8, at Ole Miss (2/6/16)
- Rebounds:** 5, vs. Dayton (12/9/15)
- Assists:** 4, vs. Gardner-Webb (11/16/15)
- Turnovers:** 2, 3x, last at at Ole Miss (2/6/16)
- Blocks:** 1, 2x, last vs. Wichita St. (3/15/16)
- Steals:** 1, vs. Missouri (2/10/16)
- Minutes:** 22, 2x, last vs. Wofford (12/19/15)

**CAREER HIGHS**

- Points:** 34, vs. Brown (2/22/14)
- FG Made:** 11, vs. Siena (11/22/13)
- FG Atts:** 22, vs. Penn (3/8/14)
- 3FG Made:** 6, vs. Brown (2/22/14)
- 3FG Atts:** 13, at W. Michigan (11/29/13)
- FT Made:** 10, 2x, last vs. Brown (2/22/14)
- FT Atts:** 14, vs. Brown (2/22/14)
- Rebounds:** 9, 2x, last at Notre Dame (12/1/13)
- Assists:** 4, 3x, last vs. Gardner-Webb (11/16/15)
- Turnovers:** 4, 4x, last vs. Princeton (3/7/14)
- Blocks:** 1, 5x, last vs. Wichita St. (3/15/16)
- Steals:** 3, at Binghamton (12/30/13)
- Minutes:** 37, 4x, last vs. Brown (2/22/14)

**MISCELLANEOUS**

	2015-16	Career
Double-Digit Pts.	6	41
20+ Points		11
5+ threes		5

**CRESSLER NOTEBOOK**

- ✪ Posted six games in double figures in 2015-16. Scored season-high 14 points vs. Detroit on season-best six made field goals.
- ✪ Tied season high with 14 points at Ole Miss in only 13 minutes of action.
- ✪ Scored 11 points vs. Tennessee in only 12 minutes.
- ✪ Tallied 10 points vs. St. John's in Maui.
- ✪ 6'4 guard who transferred to Vanderbilt from Cornell in the summer of 2014.
- ✪ Averaged 16.8 points, 4.2 rebounds, and 1.6 assists in his sophomore season with the Big Red...Named an honorable-mention All-Ivy selection as a sophomore...Has two years of eligibility remaining after sitting out the 2014-15 season.
- ✪ Led the team in scoring with 16.8 points per game with the Big Red.
- ✪ Also averaged 4.2 rebounds, and 1.6 assists per contest.
- ✪ Scored a career-high 34 points against Brown..His 469 points ranked 14th in a single season at Cornell, while his 68 3-pointers sits 11th... He shot 41 percent from the floor and 36 percent from 3-point range while adding 4.2 rebounds and 1.6 assists per contest.
- ✪ Scored 27 points, including five 3-pointers, at 2013 MAC champion Western Michigan, and notched 25 points on 11-of-19 shooting vs. Siena, adding three rebounds and two assists.
- ✪ Opened the 2013-14 season with a bang, scoring a career-best 23 points in the season opener at Syracuse, including 20 in the first half.

**CRESSLER GAME-BY-GAME (JUNIOR)**

Opponent	M	FG-A	3P-A	FT-A	Reb	PF	A	T	B	S	PTS
N13 Austin Peay	22	2-5	1-3	1-2	4	3	0	1	1	0	6
N16 Gardner-Webb	18	2-3	1-2	2-2	4	1	4	1	0	0	7
N19 Stony Brook*	14	2-2	0-0	0-0	1	1	0	0	0	0	4
N23 vs. St. Johns	17	4-7	2-4	0-0	2	1	2	1	0	0	10
N24 vs. Wake Forest	15	1-4	0-2	0-0	4	1	2	1	0	0	2
N25 vs. Kansas	21	2-6	1-5	0-0	4	4	1	1	0	0	5
D2 Detroit*	18	6-12	2-6	0-0	2	2	2	0	0	0	14
D6 @Baylor	18	3-7	2-4	0-2	2	2	2	2	0	0	8
D9 Dayton	14	1-3	0-2	0-0	5	1	0	1	0	0	2
D19 Wofford	22	1-3	0-2	0-0	2	1	0	2	0	0	2
D22 @Purdue	16	1-5	1-3	0-0	1	3	2	2	0	0	3
D30 W. Michigan	16	6-9	2-5	0-0	3	2	0	1	0	0	14
J2 LSU	16	4-10	1-3	0-1	4	3	1	1	0	0	9
J5 @Arkansas	6	0-2	0-0	0-0	1	2	0	0	0	0	0
J9 @S. Carolina	19	1-3	0-2	0-0	4	5	1	0	0	0	2
J12 Auburn	9	0-1	0-0	2-2	3	1	0	1	0	0	2
J16 Alabama	5	0-2	0-1	0-0	0	0	0	1	0	0	0
J20 @Tennessee	2	0-0	0-0	1-2	1	0	0	1	1	0	0
J23 @Kentucky	12	1-2	0-1	1-1	3	0	0	0	0	0	3
J26 Florida	DNP										
J30 @Texas	4	0-1	0-1	0-0	0	1	0	0	0	0	0
F4 Texas A&M	1	0-0	0-0	0-0	0	0	0	0	0	0	0
F6 @Ole Miss	13	4-8	2-6	4-8	2	3	0	2	0	0	14
F10 Missouri	15	3-7	1-4	0-0	4	1	2	0	0	1	7
F13 @Auburn	14	5-6	1-2	0-1	3	1	1	1	0	1	11
F16 @Miss. State	16	1-4	0-2	0-0	4	1	1	0	0	0	2
F20 Georgia	DNP										
F23 @Florida	2	0-1	0-0	0-1	1	0	0	0	0	0	0
F27 Kentucky	DNP										
M1 Tennessee	12	5-9	0-2	1-1	0	1	2	1	0	1	11
M5 @Texas A&M	2	0-0	0-0	0-0	0	0	0	0	0	0	0
M10 vs. Tennessee	5	2-2	0-0	0-0	0	0	0	0	0	0	4
M15 vs. Wichita St.	6	0-1	0-0	0-0	1	0	0	0	1	0	0

Cressler's Overall Statistics

Year	GP	GS	Min	Avg	FG	FGA	Pct	3FG	3FGA	Pct	FT	FTA	Pct	Off	Def	Tot	Avg	PF	FO	Ast	TO	Blk	Stl	Pts	Avg
2012-13	31	12	717	23.1	99	232	.427	54	134	.403	36	47	.766	29	87	116	3.7	54	0	24	31	1	19	288	9.3
2013-14	28	28	912	32.6	169	411	.411	68	187	.364	63	81	.778	20	98	118	4.2	78	3	45	59	2	14	469	16.8
2015-16	30	2	370	12.3	57	125	.456	17	62	.274	12	23	.522	10	55	65	2.2	41	1	23	21	3	3	143	4.8
<b>TOTAL</b>	<b>89</b>	<b>42</b>	<b>1999</b>	<b>22.5</b>	<b>325</b>	<b>768</b>	<b>.423</b>	<b>139</b>	<b>383</b>	<b>.363</b>	<b>111</b>	<b>151</b>	<b>.735</b>	<b>59</b>	<b>240</b>	<b>299</b>	<b>3.4</b>	<b>173</b>	<b>4</b>	<b>92</b>	<b>111</b>	<b>6</b>	<b>36</b>	<b>900</b>	<b>10.1</b>

Cressler's SEC Statistics at Vanderbilt

Year	GP	GS	Min	Avg	FG	FGA	Pct	3FG	3FGA	Pct	FT	FTA	Pct	Off	Def	Tot	Avg	PF	FO	Ast	TO	Blk	Stl	Pts	Avg
2015-16	15	0	144	9.6	24	55	.436	5	23	.217	9	17	.529	5	25	30	2.0	18	1	8	8	1	3	62	4.1
<b>TOTAL</b>	<b>15</b>	<b>0</b>	<b>144</b>	<b>9.6</b>	<b>24</b>	<b>55</b>	<b>.436</b>	<b>5</b>	<b>23</b>	<b>.217</b>	<b>9</b>	<b>17</b>	<b>.529</b>	<b>5</b>	<b>25</b>	<b>30</b>	<b>2.0</b>	<b>18</b>	<b>1</b>	<b>8</b>	<b>8</b>	<b>1</b>	<b>3</b>	<b>62</b>	<b>4.1</b>



**MATTHEW FISHER-DAVIS**

5

Junior, Guard  
6'5" 185 lbs.  
Charlotte, N.C.  
Butler HS

**SEASON HIGHS**

**Points:** 20, 3x, last vs. Kentucky (2/27/16)  
**FG Made:** 7, 2x, last vs. Kentucky (2/27/16)  
**FG Atts:** 13, 2x, last at Texas (1/30/16)  
**3FG Made:** 6, 2x, last at Miss. St. (2/16/16)  
**3FG Atts:** 11, at Tennessee (1/20/16)  
**FT Made:** 4, 2x, last at Arkansas (1/5/16)  
**FT Atts:** 4, 2x, last at Arkansas (1/5/16)  
**Rebounds:** 11, vs. Wofford (12/19/15)  
**Assists:** 4, at Tennessee (1/20/16)  
**Turnovers:** 3, 2x, last at Arkansas (1/5/16)  
**Blocks:** 3, vs. Dayton (12/9/15)  
**Steals:** 2, 2x last vs. Detroit (12/2/15)  
**Minutes:** 41, at Arkansas (1/5/16)

**CAREER HIGHS**

**Points:** 20, 3x, last vs. Kentucky (2/27/16)  
**FG Made:** 7, 2x, last vs. Kentucky (2/27/16)  
**FG Atts:** 13, 2x, last at Texas (1/30/16)  
**3FG Made:** 6, 3x, last at Miss. St. (2/16/16)  
**3FG Atts:** 11, 3x, last at Tennessee (1/20/16)  
**FT Made:** 4, 2x, last at Arkansas (1/5/16)  
**FT Atts:** 4, 3x, last at Arkansas (1/5/16)  
**Rebounds:** 11, vs. Wofford (12/19/15)  
**Assists:** 7, vs. Dayton (12/9/15)  
**Turnovers:** 5, at Stanford (3/24/15)  
**Blocks:** 4, vs. S. Dakota St. (3/20/15)  
**Steals:** 3, vs. Gardner-Webb (11/16/15)  
**Minutes:** 41, at Arkansas (1/5/16)

**MISCELLANEOUS**

	2015-16	Career
Double-Digit Pts.	17	28
3+ Threes	17	29
Double-Double	1	1

**FISHER-DAVIS NOTEBOOK**

- Started 28 games and played in 32 contests. Scored in double figures in 17 games in 2015-16. Made three or more threes in 17 games.
- Tallied a career-high 20 points on three different occasions - at Arkansas, at Mississippi State, and at home against Kentucky.
- Tied a career-best with six made threes at Tennessee. He also added eight rebounds and a career-high four assists in 18-point effort.
- Finished the season first in the SEC in three-point field goal percentage at 44.6%.
- Had first double-double of his career with 10 points and career-high rebounds vs. Wofford.
- Finished 2014-15 as the SEC's freshman leader in three-pointers made (2.1, 6th in conference) and was second in three-point percentage in all games (.401). In league games only, Fisher-Davis was fifth in threes made (2.2) and fourth in three-point percentage (.402).
- Scored a career-high 18 points at Stanford in NIT Quarterfinals on a career-high six made threes.
- Had three made threes against Purdue and W. Carolina.
- Scored 11 points vs. Norfolk St.
- 6'5 guard considered one of best shooters in 2014 class...Shot 67.5% from the floor, 49.1% from three, and 96% from the free throw line in his senior season at Butler HS.
- Averaged 22 points, 13 rebounds, five assists, two steals and two blocks per game as a senior, and was named the SW4A Player of the Year and as a member of the Charlotte Observer's All-Observer team.
- Chose Vanderbilt over Texas, Georgia, Baylor, Kansas State, Virginia, Oklahoma State, Arkansas, Alabama, and Wake Forest.

**FISHER-DAVIS GAME-BY-GAME (SOPHOMORE)**

Opponent	M	FG-A	3P-A	FT-A	Reb	PF	A	T	B	S	PTS
N13 Austin Peay*	20	2-6	2-5	0-0	1	1	3	0	0	1	6
N16 Gardner-Webb*	20	3-5	3-5	0-0	2	1	1	0	0	2	9
N19 Stony Brook*	34	3-10	1-5	4-4	4	1	1	0	0	0	11
N23 vs. St. Johns*	18	2-2	2-2	0-0	2	2	2	1	0	0	6
N24 vs. Wake Forest*	24	3-7	1-2	2-2	4	2	0	0	0	0	9
N25 vs. Kansas*	18	0-4	0-3	0-0	1	1	2	1	0	1	0
D2 Detroit	21	4-8	4-6	0-0	5	0	1	1	0	2	12
D6 @Baylor*	37	4-9	3-7	0-1	5	2	3	2	2	1	11
D9 Dayton*	27	4-8	3-6	0-0	7	1	0	2	3	0	11
D19 Wofford*	22	3-6	3-4	1-2	11	0	0	0	0	0	10
D22 @Purdue*	33	3-8	1-4	0-0	6	3	1	0	0	1	7
D30 W. Michigan*	24	3-5	3-5	0-0	1	3	0	0	0	0	9
J2 LSU*	25	3-6	3-5	2-2	1	3	1	0	0	0	11
J5 @Arkansas*	41	6-12	4-8	4-4	3	3	2	3	0	1	20
J9 @S. Carolina*	7	0-1	0-1	0-0	1	0	0	0	0	0	0
J12 Auburn	DNP										
J16 Alabama	16	1-2	1-2	0-0	0	1	0	0	0	1	3
J20 @Tennessee	28	6-12	6-11	0-0	8	2	4	0	0	0	18
J23 @Kentucky	21	1-4	1-3	0-0	4	1	0	0	0	0	3
J26 Florida*	33	2-5	2-4	0-1	5	0	0	2	1	0	6
J30 @Texas*	37	7-13	5-10	0-0	8	2	1	2	0	0	19
F4 Texas A&M*	29	1-6	1-5	2-3	2	0	0	2	0	0	5
F6 @Ole Miss*	28	0-3	0-3	0-0	4	4	0	1	0	1	0
F10 Missouri*	33	3-10	3-10	4-4	4	1	2	2	1	1	13
F13 @Auburn*	27	6-10	4-8	0-0	4	1	2	0	0	0	16
F16 @Miss. State*	34	7-11	6-9	0-0	4	1	2	0	0	0	20
F20 Georgia*	35	4-8	3-7	2-2	4	5	2	0	0	0	13
F23 @Florida*	38	4-10	4-8	0-0	3	2	1	1	1	0	12
F27 Kentucky*	37	7-12	4-9	2-4	4	0	0	1	1	0	20
M1 Tennessee*	24	2-10	0-4	2-4	0	1	2	0	0	1	6
M5 @Texas A&M*	35	4-8	2-4	0-0	2	1	3	3	0	2	10
M10 vs. Tennessee*	33	4-10	4-8	0-0	3	3	0	2	0	0	12
M15 vs. Wichita St**	18	0-5	0-4	2-3	2	2	0	1	0	0	2

Fisher-Davis' Overall Statistics at Vanderbilt

Year	GP	GS	Min	Avg	FG	FGA	Pct	3FG	3FGA	Pct	FT	FTA	Pct	Off	Def	Tot	Avg	PF	FO	Ast	TO	Blk	Stl	Pts	Avg
2014-15	34	11	777	22.9	80	228	.351	71	177	.401	15	21	.714	16	63	79	2.3	55	0	46	31	16	13	246	7.2
2015-16	32	28	877	27.4	102	236	.432	79	177	.446	27	36	.750	12	103	115	3.6	50	1	36	27	9	15	310	9.7
<b>TOTAL</b>	<b>66</b>	<b>39</b>	<b>1654</b>	<b>25.1</b>	<b>182</b>	<b>464</b>	<b>.392</b>	<b>150</b>	<b>354</b>	<b>.424</b>	<b>42</b>	<b>57</b>	<b>.737</b>	<b>28</b>	<b>166</b>	<b>194</b>	<b>2.9</b>	<b>105</b>	<b>1</b>	<b>82</b>	<b>58</b>	<b>25</b>	<b>28</b>	<b>556</b>	<b>8.4</b>

Fisher-Davis' SEC Statistics at Vanderbilt

Year	GP	GS	Min	Avg	FG	FGA	Pct	3FG	3FGA	Pct	FT	FTA	Pct	Off	Def	Tot	Avg	PF	FO	Ast	TO	Blk	Stl	Pts	Avg
2014-15	18	7	429	23.8	45	127	.354	39	97	.402	7	11	.636	9	36	45	2.5	27	0	26	17	7	7	136	7.6
2015-16	17	14	491	28.9	57	130	.438	44	101	.436	18	24	.750	5	48	53	3.1	26	1	21	15	4	7	176	10.4
<b>TOTAL</b>	<b>35</b>	<b>21</b>	<b>920</b>	<b>26.3</b>	<b>102</b>	<b>257</b>	<b>.397</b>	<b>83</b>	<b>198</b>	<b>.419</b>	<b>25</b>	<b>35</b>	<b>.714</b>	<b>14</b>	<b>84</b>	<b>98</b>	<b>2.8</b>	<b>53</b>	<b>1</b>	<b>47</b>	<b>32</b>	<b>11</b>	<b>14</b>	<b>312</b>	<b>8.9</b>



**CAMRON JUSTICE**

**O**

Sophomore, Guard  
6'3" 180 lbs.  
Hindman, Ky.  
Knott County Central HS

**SEASON HIGHS**

**Points:** 12, at Tennessee (1/20/16)  
**FG Made:** 4, 2x, last at Tennessee (1/20/16)  
**FG Atts:** 7, 3x, last at Auburn (2/13/16)  
**3FG Made:** 4, at Tennessee (1/20/16)  
**3FG Atts:** 7, at Tennessee (1/20/16)  
**FT Made:** 2, 2x, last vs. Kansas (11/25/15)  
**FT Atts:** 2, 2x, last vs. Kansas (11/25/15)  
**Rebounds:** 4, vs. LSU (1/2/16)  
**Assists:** 2, vs. St. Johns (11/23/15)  
**Turnovers:** 2, vs. St. Johns (11/23/15)  
**Blocks:**  
**Steals:** 2, 2x, last vs. Kansas (11/25/15)  
**Minutes:** 23, vs. Wake Forest (11/24/15)

**CAREER HIGHS**

**Points:** 12, at Tennessee (1/20/16)  
**FG Made:** 4, 2x, last at Tennessee (1/20/16)  
**FG Atts:** 7, 3x, last at Auburn (2/13/16)  
**3FG Made:** 4, at Tennessee (1/20/16)  
**3FG Atts:** 7, at Tennessee (1/20/16)  
**FT Made:** 2, 2x, last vs. Kansas (11/25/15)  
**FT Atts:** 2, 2x, last vs. Kansas (11/25/15)  
**Rebounds:** 4, vs. LSU (1/2/16)  
**Assists:** 2, vs. St. Johns (11/23/15)  
**Turnovers:** 2, vs. St. Johns (11/23/15)  
**Blocks:**  
**Steals:** 2, 2x, last vs. Kansas (11/25/15)  
**Minutes:** 23, vs. Wake Forest (11/24/15)

**MISCELLANEOUS**

**JUSTICE NOTEBOOK**

- ✪ Played in 27 games in 2015-16 as a freshman. Averaged 3.3 points per game.
- ✪ Injured groin after trip to Maui - was very limited after game vs. Kansas. Had surgery after season.
- ✪ Scored a career-high 12 points on a career-best four made threes at Tennessee.
- ✪ Returned to action against Western Michigan after being sidelined with a groin injury for five games.
- ✪ Scored career-high 11 points vs. St. Johns in first game of Maui Jim Maui Invitational.
- ✪ Helped lead his Knott County Central team to its third consecutive Sweet 16 appearance in the spring of 2014.
- ✪ As a senior in 2015, he was named the Gatorade Player of the Year and Mr. Basketball for the state of Kentucky after averaging 28.5 points, 6.2 assists, 5.2 rebounds, and 2.4 steals per game.
- ✪ A two-time First Team All-State selection by The Louisville Courier-Journal and Lexington Herald-Leader, he shot 53.9 percent from the field, 42.3 percent from 3-point range and 84.7 percent from the free-throw line as a senior.
- ✪ Justice was the third-leading scorer (3,588 points) in Kentucky history and ranked third in three-pointers (393). Only Kelly Coleman of Wayland High School (1953-56, 4,337 points) and Charlie Osborne of Flat Gap High School (1953-57, 3,647 points) have scored more points.
- ✪ Named a McDonald's and Parade All-American.
- ✪ Plans to major in Economics...Has one brother, Caleb

**JUSTICE GAME-BY-GAME (FRESHMAN)**

Opponent	M	FG-A	3P-A	FT-A	Reb	PF	A	T	B	S	PTS
N13 Austin Peay	15	2-3	2-3	2-2	2	2	1	1	0	0	8
N16 Gardner-Webb	17	1-4	1-1	0-0	0	2	0	0	0	2	3
N19 Stony Brook	9	1-2	0-1	0-0	1	0	0	0	0	0	2
N23 vs. St. Johns	18	4-7	3-6	0-0	3	1	2	2	0	0	11
N24 vs. Wake Forest	23	1-2	0-1	0-0	2	3	0	0	0	1	2
N25 vs. Kansas	19	3-6	1-4	2-2	3	0	0	1	0	2	9
D2 Detroit	DNP										
D6 @Baylor	DNP										
D9 Dayton	DNP										
D19 Wofford	DNP										
D22 @Purdue	DNP										
D30 W. Michigan	9	1-5	1-4	0-0	0	1	0	0	0	0	3
J2 LSU	19	2-3	1-2	0-0	4	3	0	1	0	0	5
J5 @Arkansas	2	0-0	0-0	0-0	0	0	0	0	0	0	0
J9 @S. Carolina	4	0-1	0-1	0-0	11	0	0	0	0	0	0
J12 Auburn	9	0-2	0-1	0-0	1	3	1	1	0	0	0
J16 Alabama	5	0-1	0-1	1-2	0	0	0	0	0	0	1
J20 @Tennessee	15	4-7	4-7	0-0	1	2	1	1	0	1	12
J23 @Kentucky	7	0-3	0-1	0-0	1	1	1	1	0	0	0
J26 Florida	1	0-0	0-0	0-0	0	0	0	1	0	0	1
J30 @Texas	8	0-1	0-1	0-0	0	1	1	1	0	1	0
F4 Texas A&M	8	1-3	1-3	0-0	0	0	0	1	0	0	3
F6 @Ole Miss	15	0-3	0-2	0-0	4	3	0	0	0	0	0
F10 Missouri	6	0-3	0-2	0-0	0	1	0	0	0	0	0
F13 @Auburn	9	3-7	1-3	0-0	2	1	1	0	0	1	7
F16 @Miss. State	DNP										
F20 Georgia	7	2-2	2-2	0-0	0	0	0	1	0	0	6
F23 @Florida	2	0-0	0-0	0-0	0	1	0	0	0	0	0
F27 Kentucky	0+	0-0	0-0	0-0	0	0	0	0	0	0	0
M1 Tennessee	14	3-5	2-4	0-0	0	1	0	0	0	0	8
M5 @Texas A&M	13	3-5	2-4	0-0	1	1	0	1	0	0	8
M10 vs. Tennessee	1	0-0	0-0	0-0	0	1	1	0	0	0	0
M15 vs. Wichita St.	3	0-0	0-0	0-0	0	0	0	0	0	0	0

Justice's Overall Statistics at Vanderbilt

Year	GP	GS	Min	Avg	FG	FGA	Pct	3FG	3FGA	Pct	FT	FTA	Pct	Off	Def	Tot	Avg	PF	FO	Ast	TO	Blk	Stl	Pts	Avg
2015-16	27	0	258	9.6	31	75	.413	21	54	.389	5	6	.833	2	25	27	1.0	28	0	9	14	0	9	88	3.3
<b>TOTAL</b>	<b>27</b>	<b>0</b>	<b>258</b>	<b>9.6</b>	<b>31</b>	<b>75</b>	<b>.413</b>	<b>21</b>	<b>54</b>	<b>.389</b>	<b>5</b>	<b>6</b>	<b>.833</b>	<b>2</b>	<b>25</b>	<b>27</b>	<b>1.0</b>	<b>28</b>	<b>0</b>	<b>9</b>	<b>14</b>	<b>0</b>	<b>9</b>	<b>88</b>	<b>3.3</b>

Justice's SEC Statistics at Vanderbilt

Year	GP	GS	Min	Avg	FG	FGA	Pct	3FG	3FGA	Pct	FT	FTA	Pct	Off	Def	Tot	Avg	PF	FO	Ast	TO	Blk	Stl	Pts	Avg
2015-16	17	0	136	8.0	18	45	.400	13	33	.394	1	2	.500	1	15	16	0.9	17	0	4	9	0	3	50	2.9
<b>TOTAL</b>	<b>17</b>	<b>0</b>	<b>136</b>	<b>8.0</b>	<b>18</b>	<b>45</b>	<b>.400</b>	<b>13</b>	<b>33</b>	<b>.394</b>	<b>1</b>	<b>2</b>	<b>.500</b>	<b>1</b>	<b>15</b>	<b>16</b>	<b>0.9</b>	<b>17</b>	<b>0</b>	<b>4</b>	<b>9</b>	<b>0</b>	<b>3</b>	<b>50</b>	<b>2.9</b>



**LUKE KORNET**

**3**

Senior, Forward  
7'1" 250 lbs.  
Lantana, Texas  
Liberty Christian HS

**SEASON HIGHS**

**Points:** 20, at Ole Miss (2/6/16)  
**FG Made:** 7, at Ole Miss (2/6/16)  
**FG Atts:** 17, at Ole Miss (2/6/16)  
**3FG Made:** 4, vs. TAMU (2/4/16)  
**3FG Atts:** 9, at S. Carolina (1/9/16)  
**FT Made:** 4, 3x, last at Ole Miss (2/6/16)  
**FT Atts:** 6, at Tennessee (1/20/16)  
**Rebounds:** 14, at Tennessee (1/20/16)  
**Assists:** 3, 3x, last at Arkansas (1/5/16)  
**Turnovers:** 4, at Arkansas (1/5/16)  
**Blocks:** 10, vs. Auburn (1/12/16)  
**Steals:** 1, 3x, last vs. Kansas (11/25/15)  
**Minutes:** 37, 3x, last vs. Kentucky (2/27/16)

**CAREER HIGHS**

**Points:** 24, vs. Tennessee State (11/23/14)  
**FG Made:** 10, vs. Tennessee State (11/23/14)  
**FG Atts:** 17, at Ole Miss (2/6/16)  
**3FG Made:** 5, at Tennessee (2/26/15)  
**3FG Atts:** 9, at S. Carolina (1/9/16)  
**FT Made:** 4, 5x, last at Ole Miss (2/6/16)  
**FT Atts:** 6, 2x, last at Tennessee (1/20/16)  
**Rebounds:** 14, at Tennessee (1/20/16)  
**Assists:** 4, 2x, last vs. South Carolina (2/7/15)  
**Turnovers:** 4, 2x, last at Arkansas (1/5/16)  
**Blocks:** 10, vs. Auburn (1/12/16)  
**Steals:** 3, vs. Miss. State (2/1/14)  
**Minutes:** 37, 3x, last vs. Kentucky (2/27/16)

**MISCELLANEOUS**

	2015-16	Career
Double-Digit Pts.	11	32
3+ Threes	1	8
4+ Blocks	12	14

**KORNET NOTEBOOK**

- ✪ Played in 28 games and made 25 starts in 2015-16. Averaged 8.9 points and 7.3 rebounds per game. Named to All-SEC Defensive Team.
- ✪ Scored in double figures in 11 games and had four or more blocks in 12 contests. Scored a season-high 20 points at Ole Miss. Made season-high four threes in win over Texas A&M in Nashville.
- ✪ 3rd in the nation in blocked shots, averaging 3.0 blocks per game. He is fifth in the program's history in career blocks per game (1.49) and is fourth in total blocks (139).
- ✪ In a single season, Kornet's 84 blocks ranks second in program history, and his 3.0 average is the best in a single season.
- ✪ Notched the program's second triple double with 11 points, 11 rebounds, and 10 blocks vs. Auburn. It was the program's first triple-double with blocks. Brad Tinsley had the other triple double when he registered 11 points, 10 rebounds, and 10 assists in a win over Presbyterian on November 12, 2010.
- ✪ The 10 blocks set a new Vanderbilt program single-game record - the previous best was seven by Will Perdue (vs. East Carolina, 12/28/87), Festus Ezeli (at Georgia, 2/16/11) and Damian Jones (at South Carolina, 2/13/14).
- ✪ Averaged 11.7 ppg in three games in Maui - scored 14 points vs. Kansas with four blocks.
- ✪ Made career-high five threes and scored 21 points at Tennessee in 2015.
- ✪ Scored in double figures in 18 games as a sophomore and made three or more threes in six games.
- ✪ Scored 22 points vs. LSU off the bench, a career-high in SEC games. He was 9-13 from the floor.
- ✪ Scored career-high 24 points on 10-11 shooting vs. Tenn. State... He tied the Memorial Gym record for FG% held by Jeffery Taylor, who was also 10-11 from the floor vs. Tennessee State on December 19, 2009.
- ✪ Played in 30 games and started two as a true freshman; averaged 4.0 points, 2.3 rebounds, and 0.8 assists per game in 2013-14; Scored in double-figures in three games.
- ✪ Grew seven inches in his senior season in high school and then two more when he arrived on campus.
- ✪ Son of Frank Kornet, a former Vanderbilt basketball standout of his own from 1986-89.
- ✪ Averaged 15.0 points, 8.0 rebounds, 3.0 blocks, and 3.0 steals at Liberty Christian School in Argyle, Texas.
- ✪ Team was a state finalist in 2013, and were District TAPPS 5A-1 Champions in 2013.
- ✪ Named to TAPPS 5A First Team All-State in 2012-13, and was an honorable all-state selection in 2011-12.
- ✪ Advice to youngsters: "Your life is a gift from God, so do everything possible to give back to Him."

**KORNET GAME-BY-GAME (JUNIOR)**

Opponent	M	FG-A	3P-A	FT-A	Reb	PF	A	T	B	S	PTS
N13 Austin Peay*	26	5-9	0-2	3-5	13	1	3	1	4	0	13
N16 Gardner-Webb*	12	3-5	0-2	4-4	1	1	0	0	1	1	10
N19 Stony Brook	29	3-13	0-5	3-4	6	2	1	0	3	0	9
N23 vs. St. Johns*	23	6-10	0-3	1-3	7	1	3	0	2	0	13
N24 vs. Wake Forest*	14	4-10	0-1	0-0	6	4	0	1	2	1	8
N25 vs. Kansas*	29	5-12	2-7	2-2	4	1	1	1	4	1	14
D2 Detroit*	16	1-1	0-0	0-0	11	2	1	0	5	0	2
D6 @Baylor*	18	2-4	1-2	2-2	4	4	1	2	1	0	7
D9 Dayton	DNP										
D19 Wofford	DNP										
D22 @Purdue	DNP										
D30 W. Michigan	DNP										
J2 LSU	DNP										
J5 @Arkansas	28	3-4	2-3	3-4	8	2	3	4	1	0	11
J9 @S. Carolina*	32	2-9	2-9	2-2	4	2	0	2	4	0	8
J12 Auburn*	37	4-8	2-3	1-4	11	3	2	3	10	0	11
J16 Alabama*	32	3-8	0-2	2-5	6	5	2	0	1	1	8
J20 @Tennessee*	30	3-8	0-0	4-6	14	4	3	1	5	0	10
J23 @Kentucky*	22	2-8	1-3	2-2	7	2	2	2	0	0	7
J26 Florida*	27	1-5	0-1	2-5	9	3	0	4	6	1	4
J30 @Texas*	32	1-7	1-4	2-2	3	3	3	0	1	1	5
F4 Texas A&M*	28	5-8	4-6	0-0	9	3	1	2	1	1	14
F6 @Ole Miss*	37	7-17	2-6	4-5	9	2	4	2	1	2	20
F10 Missouri*	28	6-10	1-3	0-0	12	4	2	2	5	0	13
F13 @Auburn*	26	2-6	1-3	0-0	7	0	1	1	2	0	5
F16 @Miss. State*	18	2-5	1-3	1-1	5	4	0	1	2	0	6
F20 Georgia*	35	4-10	1-5	2-3	4	2	2	0	1	2	11
F23 @Florida*	23	2-6	1-4	4-4	5	4	1	0	4	0	9
F27 Kentucky*	37	3-8	1-3	1-2	11	1	1	0	0	0	8
M1 Tennessee*	29	2-4	0-1	3-4	7	1	1	1	5	1	7
M5 @Texas A&M*	31	1-8	0-4	0-0	4	4	1	1	6	1	2
M10 vs. Tennessee*	36	2-3	2-3	0-0	8	1	2	0	5	1	6
M15 vs. Wichita St.*	32	3-10	1-5	1-2	9	1	0	0	2	0	8

**Kornet's Overall Statistics at Vanderbilt**

Year	GP	GS	Min	Avg	FG	FGA	Pct	3FG	3FGA	Pct	FT	FTA	Pct	Off	Def	Tot	Avg	PF	FO	Ast	TO	Blk	Stl	Pts	Avg
2013-14	30	2	460	15.3	45	131	.344	21	89	.236	8	15	.533	19	49	68	2.3	34	0	23	21	17	9	119	4.0
2014-15	35	14	756	21.6	106	214	.495	50	125	.400	42	55	.764	32	88	120	3.4	67	1	37	41	38	7	304	8.7
2015-16	28	25	767	27.4	87	216	.403	26	93	.280	49	71	.690	50	154	204	7.3	68	1	41	31	84	14	249	8.9
<b>TOTAL</b>	<b>93</b>	<b>41</b>	<b>1983</b>	<b>21.3</b>	<b>238</b>	<b>561</b>	<b>.424</b>	<b>97</b>	<b>307</b>	<b>.316</b>	<b>99</b>	<b>141</b>	<b>.702</b>	<b>101</b>	<b>291</b>	<b>392</b>	<b>4.2</b>	<b>169</b>	<b>2</b>	<b>101</b>	<b>93</b>	<b>139</b>	<b>30</b>	<b>672</b>	<b>7.2</b>

**Kornet's SEC Statistics at Vanderbilt**

Year	GP	GS	Min	Avg	FG	FGA	Pct	3FG	3FGA	Pct	FT	FTA	Pct	Off	Def	Tot	Avg	PF	FO	Ast	TO	Blk	Stl	Pts	Avg
2013-14	18	1	279	15.5	24	78	.308	12	57	.211	4	9	.444	10	29	39	2.2	16	0	13	13	10	7	64	3.6
2014-15	18	4	401	22.3	56	119	.471	28	72	.389	21	25	.840	14	44	58	3.2	32	1	22	19	15	5	161	8.9
2015-16	17	15	500	29.4	52	132	.394	19	59	.322	31	47	.660	29	103	132	7.8	47	1	26	26	54	9	154	9.1
<b>TOTAL</b>	<b>53</b>	<b>20</b>	<b>1180</b>	<b>22.3</b>	<b>132</b>	<b>329</b>	<b>.401</b>	<b>59</b>	<b>188</b>	<b>.314</b>	<b>56</b>	<b>81</b>	<b>.691</b>	<b>53</b>	<b>176</b>	<b>229</b>	<b>4.3</b>	<b>95</b>	<b>2</b>	<b>61</b>	<b>58</b>	<b>79</b>	<b>21</b>	<b>379</b>	<b>7.2</b>



**RILEY LACHANCE**

**13** Junior, Guard  
6'2" 192 lbs.  
Brookfield, Wis.  
Brookfield HS

**SEASON HIGHS**

- Points:** 18, vs. Alabama (1/16/16)
- FG Made:** 6, at S. Carolina (1/9/16)
- FG Atts:** 16, at S. Carolina (1/9/16)
- 3FG Made:** 5, vs. Alabama (1/16/16)
- 3FG Atts:** 7, 3x, last at Tennessee (1/20/16)
- FT Made:** 3, 2x, last vs. Alabama (1/16/16)
- FT Atts:** 4, vs. LSU (1/2/16)
- Rebounds:** 5, 2x, last vs. Auburn (1/12/16)
- Assists:** 6, vs. Gardner-Webb (11/16/15)
- Turnovers:** 4, at Ole Miss (2/6/16)
- Blocks:** 1, vs. Stony Brook (11/19/15)
- Steals:** 3, 2x, last vs. LSU (1/2/16)
- Minutes:** 40, at Arkansas (1/5/16)

**CAREER HIGHS**

- Points:** 26, 2x, last vs. W. Carolina (12/16/14)
- FG Made:** 9, vs. Purdue (12/13/14)
- FG Atts:** 18, at Florida (2/18/15)
- 3FG Made:** 5, 3x, last vs. Alabama (1/16/16)
- 3FG Atts:** 9, 2x, last at Ole Miss (3/7/15)
- FT Made:** 5, 2x, last vs. W. Carolina (12/16/14)
- FT Atts:** 5, 4x, last vs. Georgia (1/14/15)
- Rebounds:** 9, vs. Missouri (2/21/15)
- Assists:** 8, at Ole Miss (3/7/15)
- Turnovers:** 5, vs. Florida (2/3/15)
- Blocks:** 1, 2x, last vs. Stony Brook (11/19/15)
- Steals:** 5, vs. Penn (12/22/14)
- Minutes:** 42, 2x, last vs. Tennessee (2/11/15)

**MISCELLANEOUS**

	2015-16	Career
Double-Digit Pts.	11	35
20+ Point games	-	3

**LACHANCE NOTEBOOK**

- ⊛ Played in 33 games and started 19. Averaged 6.9 points and 2.4 rebounds per game.
- ⊛ Scored double figures in 11 games in 2015-16, including a season-high 18 points vs. Alabama while tying a career-best with five threes.
- ⊛ Scored 13 points, had six assists, and four assists vs. Gardner-Webb; also scored 13 points vs. Stony Brook.
- ⊛ Named to preseason All-SEC 2nd Team by league coaches in 2015.
- ⊛ Named to the SEC All-Freshman team in 2015; SEC freshman leader in points scored in all games and second in threes made.
- ⊛ Third on Vanderbilt's single-season freshman scoring list with 429 points - one of only four Vanderbilt freshman to ever eclipse 400-point barrier.
- ⊛ Seventh in threes made (2.1) and eighth in minutes (33.3) last season. Second amongst freshmen in SEC in threes made behind teammate Matthew Fisher-Davis.
- ⊛ Captured four SEC Freshmen of the Week honors in 2014-15, which set a program record.
- ⊛ Scored in double figures in 24 games in 2014-15, scored 20 or more points in four contests.
- ⊛ Ended freshman season with 102 assists, third on the freshman single-season list.
- ⊛ Scored 19 points and dished out career-best eight assists in win at Ole Miss.
- ⊛ Had a career-high nine rebounds vs. Missouri.
- ⊛ Scored a career-high 26 points in win over Purdue and 26 vs. Western Carolina.
- ⊛ 6'2 guard who lead his Brookfield Central High School team in Wisconsin to a 24-1 record as a senior when he averaged 23.0 points and 2.6 assists per game...Left Brookfield as the school's all-time leading scorer (1,643 points). Also Brookfield's single-season scoring leader with 543 points, and the all-time leader in steals with 188.
- ⊛ Was voted the top point guard in the state of Wisconsin by Wisconsin Hoops, and was the Player of the Year for Waukesha County.
- ⊛ Major is Human and Organizational Development.

**LACHANCE GAME-BY-GAME (SOPHOMORE)**

Opponent	M	FG-A	3P-A	FT-A	Reb	PF	A	T	B	S	PTS
N13 Austin Peay*	17	3-7	1-3	0-0	2	0	4	0	0	1	7
N16 Gardner-Webb*	27	4-7	3-5	2-2	4	2	6	3	0	3	13
N19 Stony Brook*	38	5-8	2-4	1-2	1	2	3	1	1	0	13
N23 vs. St. Johns*	21	3-6	1-4	0-0	0	2	3	0	0	0	7
N24 vs. Wake Forest*	26	4-9	1-3	0-0	0	3	6	1	0	1	9
N25 vs. Kansas*	27	3-7	1-3	0-0	4	4	1	1	0	0	7
D2 Detroit*	28	3-7	2-4	2-2	5	1	5	0	0	1	10
D6 @Baylor*	37	2-8	1-4	2-2	1	0	1	1	0	0	7
D9 Dayton*	36	4-10	3-6	0-0	3	4	1	3	0	0	11
D19 Wofford*	29	2-4	2-2	0-0	0	2	1	2	0	0	6
D22 @Purdue*	27	0-6	0-3	0-0	2	2	2	0	0	0	0
D30 W. Michigan*	27	5-12	2-7	2-2	3	1	5	1	0	0	14
J2 LSU*	33	4-12	1-4	3-4	2	5	2	3	0	3	12
J5 @Arkansas*	40	3-10	2-5	2-3	2	4	2	2	0	0	10
J9 @S. Carolina*	34	6-16	3-7	0-0	4	3	1	1	0	1	15
J12 Auburn*	35	5-9	3-4	0-0	5	1	1	2	0	1	13
J16 Alabama*	35	5-8	5-6	3-3	1	2	1	0	0	0	18
J20 @Tennessee*	27	0-9	0-7	2-2	3	3	5	3	0	2	2
J23 @Kentucky*	21	1-5	1-3	0-0	1	1	1	1	0	0	3
J26 Florida	24	0-1	0-1	0-0	4	3	3	5	0	1	0
J30 @Texas	29	3-6	1-2	0-0	3	4	4	2	0	0	7
F4 Texas A&M	21	2-9	1-5	0-0	3	0	4	2	0	1	5
F6 @Ole Miss	25	2-4	2-4	1-2	3	2	3	4	0	2	7
F10 Missouri	17	1-4	0-3	2-3	1	1	0	1	0	0	4
F13 @Auburn	19	2-8	0-4	0-0	4	1	2	0	0	1	4
F16 @Miss. State	12	0-3	0-1	2-4	1	0	1	0	0	0	2
F20 Georgia	5	0-3	0-2	0-0	2	0	1	0	0	0	0
F23 @Florida	19	1-3	1-1	0-0	1	1	1	2	0	0	3
F27 Kentucky	12	0-1	0-0	1-2	1	2	2	0	0	0	1
M1 Tennessee	10	0-1	0-0	0-0	1	1	3	1	0	1	0
M5 @Texas A&M	28	3-9	3-7	0-0	6	1	3	0	0	0	9
M10 vs. Tennessee	11	0-6	0-2	0-0	3	0	1	1	0	1	0
M15 vs. Wichita St.	23	4-8	1-3	1-1	3	3	2	1	0	0	10

LaChance's Overall Statistics at Vanderbilt

Year	GP	GS	Min	Avg	FG	FGA	Pct	3FG	3FGA	Pct	FT	FTA	Pct	Off	Def	Tot	Avg	PF	FO	Ast	TO	Blk	Stl	Pts	Avg
2014-15	35	35	1166	33.3	147	337	.436	66	173	.382	69	79	.873	10	100	110	3.1	46	0	102	47	1	25	429	12.3
2015-16	33	19	820	24.8	80	226	.354	43	119	.361	26	34	.765	11	69	80	2.4	61	1	81	44	1	20	229	6.9
<b>TOTAL</b>	<b>68</b>	<b>54</b>	<b>1986</b>	<b>29.2</b>	<b>227</b>	<b>563</b>	<b>.403</b>	<b>109</b>	<b>292</b>	<b>.373</b>	<b>95</b>	<b>113</b>	<b>.841</b>	<b>21</b>	<b>169</b>	<b>190</b>	<b>2.8</b>	<b>107</b>	<b>1</b>	<b>183</b>	<b>91</b>	<b>2</b>	<b>45</b>	<b>658</b>	<b>9.7</b>

LaChance's SEC Statistics at Vanderbilt

Year	GP	GS	Min	Avg	FG	FGA	Pct	3FG	3FGA	Pct	FT	FTA	Pct	Off	Def	Tot	Avg	PF	FO	Ast	TO	Blk	Stl	Pts	Avg
2014-15	18	18	622	34.6	73	177	.412	35	91	.385	38	45	.844	6	56	62	3.4	27	0	54	29	0	10	219	12.2
2015-16	18	7	417	23.2	35	115	.304	22	64	.344	16	23	.696	6	40	46	2.6	31	1	36	27	0	13	108	6.0
<b>TOTAL</b>	<b>36</b>	<b>25</b>	<b>1039</b>	<b>28.9</b>	<b>108</b>	<b>292</b>	<b>.370</b>	<b>57</b>	<b>155</b>	<b>.368</b>	<b>54</b>	<b>68</b>	<b>.794</b>	<b>12</b>	<b>96</b>	<b>108</b>	<b>3.0</b>	<b>58</b>	<b>1</b>	<b>90</b>	<b>56</b>	<b>0</b>	<b>23</b>	<b>327</b>	<b>9.1</b>



**PHILLIP MCGLOIN**

**20**

Junior, Guard  
6'1" 183 lbs.  
Washington, D.C.  
Mercersburg Academy

**SEASON HIGHS**

**Points:** 3, 2x, last vs. Wofford (12/19/15)  
**FG Made:** 1, 3x, last vs. Wofford (12/19/15)  
**FG Atts:** 2, 2x, last vs. Wofford (12/19/15)  
**3FG Made:** 1, 2x, last vs. Wofford (12/19/15)  
**3FG Atts:** 1, 3x, last vs. Wofford (12/19/15)  
**FT Made:** 2, vs. St. John's (11/23/15)  
**FT Atts:** 2, 2x, last vs. St. John's (11/23/15)  
**Rebounds:** 2, vs. Wake Forest (11/24/15)  
**Assists:**  
**Turnovers:**  
**Blocks:**  
**Steals:**  
**Minutes:** 5, vs. Detroit (12/2/15)

**CAREER HIGHS**

**Points:** 3, 2x, last vs. Wofford (12/19/15)  
**FG Made:** 1, 3x, last vs. Wofford (12/19/15)  
**FG Atts:** 2, 2x, last vs. Wofford (12/19/15)  
**3FG Made:** 1, 2x, last vs. Wofford (12/19/15)  
**3FG Atts:** 1, 3x, last vs. Wofford (12/19/15)  
**FT Made:** 2, vs. St. John's (11/23/15)  
**FT Atts:** 2, 2x, last vs. St. John's (11/23/15)  
**Rebounds:** 2, 2x, last vs. Wake Forest (11/24/15)  
**Assists:** 1, vs. Missouri (2/21/15)  
**Turnovers:** 2, vs. Penn (12/22/14)  
**Blocks:**  
**Steals:**  
**Minutes:** 5, vs. Detroit (12/2/15)

**MISCELLANEOUS**

**MCGLOIN NOTEBOOK**

- ✪ Played in 11 games in 2015-16. Averaged 1.0 points and 0.4 rebounds per game.
- ✪ Scored first points of his career in win over Gardner-Webb; also scored three points vs. Wofford.
- ✪ Made first appearance of his career in 2014 in final seconds of win over Purdue.
- ✪ Made the team as a walk-on in October of 2014.
- ✪ Played at Sidwell Friends in Washington, D.C., where his team won two Mid-Atlantic Conference championships and he was named an All-MAC first-team selection in his senior season.
- ✪ Averaged 19.5 points, 6.0 assists, and 5.5 rebounds per game with the Quakers.
- ✪ Member of the School Senate at Sidwell Friends and also named a National Achievement Scholar.
- ✪ Plans to major in Environmental Engineering.

**MCGLOIN'S GAME-BY-GAME (SOPHOMORE)**

Opponent	M	FG-A	3P-A	FT-A	Reb	PF	A	T	B	S	PTS
N13 Austin Peay	1	0-1	0-0	0-0	0	0	0	0	0	0	0
N16 Gardner-Webb	2	1-1	1-1	1-2	1	1	0	0	0	0	3
N19 Stony Brook	DNP										
N23 vs. St. Johns	2	0-0	0-0	2-2	0	0	0	0	0	0	2
N24 vs. Wake Forest	2	0-2	0-1	0-0	2	0	0	0	0	0	0
N25 vs. Kansas	DNP										
D2 Detroit	5	1-2	0-1	0-0	0	2	0	0	0	0	2
D6 @Baylor	DNP										
D9 Dayton	DNP										
D19 Wofford	1	1-2	1-2	0-0	0	0	0	0	0	0	3
D22 @Purdue	DNP										
D30 W. Michigan	1	0-0	0-0	0-0	0	1	0	0	0	0	0
J2 LSU	DNP										
J5 @Arkansas	DNP										
J9 @S. Carolina	DNP										
J12 Auburn	DNP										
J16 Alabama	DNP										
J20 @Tennessee	DNP										
J23 @Kentucky	DNP										
J26 Florida	DNP										
J30 @Texas	DNP										
F4 Texas A&M	DNP										
F6 @Ole Miss	DNP										
F10 Missouri	DNP										
F13 @Auburn	2	0-1	0-1	0-0	1	0	0	0	0	0	0
F16 @Miss. State	DNP										
F20 Georgia	DNP										
F23 @Florida	0+	0-0	0-0	0-0	0	0	0	0	0	0	0
F27 Kentucky	1	0-0	0-0	0-0	0	0	0	0	0	0	0
M1 Tennessee	1	0-0	0-0	0-0	0	0	0	0	0	0	0
M5 @Texas A&M	DNP										
M10 vs. Tennessee	DNP										
M15 vs. Wichita St.	DNP										

McGloin's Overall Statistics at Vanderbilt

Year	GP	GS	Min	Avg	FG	FGA	Pct	3FG	3FGA	Pct	FT	FTA	Pct	Off	Def	Tot	Avg	PF	FO	Ast	TO	Blk	Stl	Pts	Avg
2014-15	5	0	5	1.0	0	1	.000	0	1	.000	0	0	.000	0	3	3	0.6	0	0	1	3	0	0	0	0.0
2015-16	11	0	18	1.6	3	9	.333	2	6	.333	3	4	.750	0	4	4	0.4	2	0	0	0	0	0	11	1.0
<b>TOTAL</b>	<b>16</b>	<b>0</b>	<b>23</b>	<b>1.4</b>	<b>3</b>	<b>10</b>	<b>.300</b>	<b>2</b>	<b>7</b>	<b>.286</b>	<b>3</b>	<b>4</b>	<b>.750</b>	<b>0</b>	<b>7</b>	<b>7</b>	<b>0.4</b>	<b>2</b>	<b>0</b>	<b>1</b>	<b>3</b>	<b>0</b>	<b>0</b>	<b>11</b>	<b>0.7</b>

McGloin's SEC Statistics at Vanderbilt

Year	GP	GS	Min	Avg	FG	FGA	Pct	3FG	3FGA	Pct	FT	FTA	Pct	Off	Def	Tot	Avg	PF	FO	Ast	TO	Blk	Stl	Pts	Avg
2014-15	2	0	2	1.0	0	0	.000	0	0	.000	0	0	.000	0	1	1	0.5	0	0	1	1	0	0	0	0.0
2015-16	4	0	4	1.0	0	1	.000	0	1	.000	0	0	.000	0	1	1	0.3	0	0	0	0	0	0	0	0.0
<b>TOTAL</b>	<b>6</b>	<b>0</b>	<b>6</b>	<b>1.0</b>	<b>0</b>	<b>1</b>	<b>.000</b>	<b>0</b>	<b>1</b>	<b>.000</b>	<b>0</b>	<b>0</b>	<b>.000</b>	<b>0</b>	<b>2</b>	<b>2</b>	<b>0.3</b>	<b>0</b>	<b>0</b>	<b>1</b>	<b>1</b>	<b>0</b>	<b>0</b>	<b>0</b>	<b>0.0</b>





**JEFF ROBERSON**

**11**

Junior, Forward  
6'6" 224 lbs.  
Houston, Texas  
The Kinkaid School

**SEASON HIGHS**

- Points:** 20, vs. Texas A&M (2/4/16)
- FG Made:** 8, vs. Texas A&M (2/4/16)
- FG Atts:** 13, vs. Kentucky (2/27/16)
- 3FG Made:** 3, 2x, last vs. Texas A&M (2/4/16)
- 3FG Atts:** 4, 2x, last vs. Texas A&M (2/4/16)
- FT Made:** 8, vs. Georgia (2/20/16)
- FT Atts:** 9, vs. Georgia (2/20/16)
- Rebounds:** 13, vs. St. John's (11/23/15)
- Assists:** 5, vs. Alabama (1/16/16)
- Turnovers:** 4, at Baylor (12/6/15)
- Blocks:** 2, 2x, last at Miss. State (2/16/16)
- Steals:** 2, 2x, last vs. Alabama (1/16/16)
- Minutes:** 39, at Miss. State (2/16/16)

**CAREER HIGHS**

- Points:** 20, vs. Texas A&M (2/4/16)
- FG Made:** 8, vs. Texas A&M (2/4/16)
- FG Atts:** 13, vs. Kentucky (2/27/16)
- 3FG Made:** 3, 2x, last vs. Texas A&M (2/4/16)
- 3FG Atts:** 4, 2x, last vs. Texas A&M (2/4/16)
- FT Made:** 8, vs. Georgia (2/20/16)
- FT Atts:** 9, vs. Georgia (2/20/16)
- Rebounds:** 13, vs. St. John's (11/23/15)
- Assists:** 5, vs. Alabama (1/16/16)
- Turnovers:** 4, 4x, last at Baylor (12/6/15)
- Blocks:** 2, 3x, last at Miss. State (2/16/16)
- Steals:** 2, 5x, last vs. Alabama (1/16/16)
- Minutes:** 39, at Miss. State (2/16/16)

**MISCELLANEOUS**

	2015-16	Career
Double-Digit Pts.	18	21
10+ Rebounds	5	5
Double-Doubles	5	5

**ROBERSON NOTEBOOK**

- ✪ Played in 32 games in 2015-16 and made 25 starts. Averaged 9.3 points and 5.6 rebounds per game and 11.0 points and 5.7 rebounds in conference play. Shot 43.5% from three for the season.
- ✪ Scored in double figures in 18 games in 2015-16, including a career-high 20-point effort against Texas A&M in Nashville (2/4), when he was 8-10 from the floor and 3-4 from three.
- ✪ Tallied five double-doubles, including an 18-point, 10-rebound effort in win at Florida.
- ✪ Grabbed career-high 13 rebounds in win over St. John's in Maui.
- ✪ Finished fifth in the SEC in all games in free throw percentage (.833); second in league games only (.877).
- ✪ Started 24 games as a true freshman in 2014-15; averaged 4.7 ppg and shot 45.5% from three.
- ✪ Scored career-high 12 points vs. Tennessee at Memorial Gym.
- ✪ Scored eight points at Georgia Tech on 4-of-5 shooting; also scored eight points vs. Penn and 4-5 from floor.
- ✪ Tied a career high with eight rebounds against Baylor.
- ✪ Played career-high 35 minutes vs. LaSalle and scored seven points and grabbed seven rebounds.
- ✪ Left The Kinkaid School as the school's all-time leading scorer with 1,743 points.
- ✪ Averaged 20.1 points, 9.2 rebounds, 2.0 assists, and 1.5 steals per game in his senior season at the Kinkaid School in Houston.
- ✪ Named a finalist for the Guy V. Lewis Award, which is given to the top high school player in the city of Houston.
- ✪ As a senior, Roberson shot 66.8% from the floor, 48% from three-point range, and 78% from the free throw line.
- ✪ SEC Academic Honor Roll member in 2015.
- ✪ Chose Vanderbilt over Georgia Tech, Saint Louis, and Harvard.

**ROBERSON GAME-BY-GAME (SOPHOMORE)**

Opponent	M	FG-A	3P-A	FT-A	Reb	PF	A	T	B	S	PTS
N13 Austin Peay	DNP										
N16 Gardner-Webb	21	6-8	1-2	5-6	8	2	0	1	0	0	18
N19 Stony Brook*	14	1-2	0-0	2-2	1	3	0	2	0	1	4
N23 vs. St. Johns	19	3-6	2-3	3-4	13	2	0	1	1	1	11
N24 vs. Wake Forest	20	3-5	1-2	3-5	7	3	0	0	0	0	10
N25 vs. Kansas	15	0-2	0-1	0-0	1	2	2	1	1	0	0
D2 Detroit	17	3-5	1-2	1-2	5	1	1	0	2	0	8
D6 @Baylor	24	2-3	0-0	0-0	3	2	0	4	0	2	4
D9 Dayton*	29	0-0	0-0	1-2	3	4	1	1	0	0	1
D19 Wofford*	30	4-8	1-3	4-4	7	2	1	1	0	0	13
D22 @Purdue*	35	4-10	2-3	2-3	3	5	0	0	0	2	12
D30 W. Michigan*	34	2-5	1-3	6-7	10	4	1	3	0	1	11
J2 LSU*	21	4-5	1-1	4-4	0	5	0	1	0	0	13
J5 @Arkansas*	23	1-3	1-2	2-2	2	3	3	2	0	0	5
J9 @S. Carolina*	33	1-7	0-2	5-7	6	1	3	2	0	1	7
J12 Auburn*	34	5-7	1-2	3-3	8	3	0	1	0	1	14
J16 Alabama*	36	4-7	3-4	5-7	11	3	5	0	0	2	16
J20 @Tennessee*	33	3-6	0-2	5-6	10	4	2	0	0	0	11
J23 @Kentucky*	32	3-6	2-3	4-4	0	2	0	1	0	0	12
J26 Florida*	31	2-6	0-2	2-2	6	4	1	1	0	1	6
J30 @Texas*	23	0-3	0-1	0-0	2	3	1	0	0	0	0
F4 Texas A&M*	32	8-10	3-4	1-1	1	5	3	0	0	0	20
F6 @Ole Miss*	16	2-3	1-1	0-0	6	5	2	1	0	0	5
F10 Missouri*	34	4-6	2-3	2-2	8	3	1	1	1	1	12
F13 @Auburn*	13	0-4	0-2	0-0	5	3	3	0	0	0	0
F16 @Miss. State*	39	4-5	2-3	2-2	4	4	0	2	2	0	12
F20 Georgia*	24	2-3	0-1	8-9	2	3	1	1	0	0	12
F23 @Florida*	34	5-8	2-4	6-7	10	3	3	1	0	0	18
F27 Kentucky*	37	6-13	1-2	3-4	8	5	1	0	0	0	16
M1 Tennessee	29	4-10	1-3	5-5	8	2	0	1	0	1	14
M5 @Texas A&M*	23	2-5	1-2	0-0	7	3	1	3	0	0	5
M10 vs. Tennessee*	25	2-8	0-3	0-0	8	4	1	2	0	0	4
M15 vs. Wichita St.*	28	1-7	0-3	1-2	6	3	1	1	0	0	3

Roberson's Overall Statistics at Vanderbilt

Year	GP	GS	Min	Avg	FG	FGA	Pct	3FG	3FGA	Pct	FT	FTA	Pct	Off	Def	Tot	Avg	PF	FO	Ast	TO	Blk	Stl	Pts	Avg
2014-15	33	24	637	19.3	50	103	.485	15	33	.455	40	64	.625	32	70	102	3.1	86	2	37	48	10	13	155	4.7
2015-16	32	25	858	26.8	91	186	.489	30	69	.435	85	102	.833	58	121	179	5.6	101	5	38	34	6	15	297	9.3
<b>TOTAL</b>	<b>65</b>	<b>49</b>	<b>1495</b>	<b>23.0</b>	<b>141</b>	<b>289</b>	<b>.488</b>	<b>45</b>	<b>102</b>	<b>.441</b>	<b>125</b>	<b>166</b>	<b>.753</b>	<b>90</b>	<b>191</b>	<b>281</b>	<b>4.3</b>	<b>187</b>	<b>7</b>	<b>75</b>	<b>82</b>	<b>16</b>	<b>28</b>	<b>452</b>	<b>7.0</b>

Roberson's SEC Statistics at Vanderbilt

Year	GP	GS	Min	Avg	FG	FGA	Pct	3FG	3FGA	Pct	FT	FTA	Pct	Off	Def	Tot	Avg	PF	FO	Ast	TO	Blk	Stl	Pts	Avg
2014-15	16	11	313	19.6	22	49	.449	7	13	.538	24	40	.600	18	29	47	2.9	43	1	20	23	3	6	75	4.7
2015-16	18	17	524	29.1	60	114	.526	21	43	.488	57	65	.877	33	69	102	5.7	61	4	29	17	2	7	198	11.0
<b>TOTAL</b>	<b>34</b>	<b>28</b>	<b>837</b>	<b>24.6</b>	<b>82</b>	<b>163</b>	<b>.503</b>	<b>28</b>	<b>56</b>	<b>.500</b>	<b>81</b>	<b>105</b>	<b>.771</b>	<b>51</b>	<b>98</b>	<b>149</b>	<b>4.4</b>	<b>104</b>	<b>5</b>	<b>49</b>	<b>40</b>	<b>5</b>	<b>13</b>	<b>273</b>	<b>8.0</b>



**JOE TOYE**

**2**

Sophomore, Guard  
6'7" 208 lbs.  
Chicago, Ill.  
Whitney Young HS

**SEASON HIGHS**

**Points:** 10, 3x, last vs. Wichita State (3/15/16)  
**FG Made:** 3, 7x, last vs. Wichita State (3/15/16)  
**FG Atts:** 6, 2x, last vs. Wichita State (3/15/16)  
**3FG Made:** 3, vs. Tennessee (3/10/16)  
**3FG Atts:** 4, vs. Tennessee (3/10/16)  
**FT Made:** 4, vs. Detroit (12/2/15)  
**FT Atts:** 6, vs. Detroit (12/2/15)  
**Rebounds:** 4, 3x, vs. Tennessee (3/10/16)  
**Assists:** 4, vs. Tennessee (3/10/16)  
**Turnovers:** 1, 8x, last vs. Wichita State (3/15/16)  
**Blocks:** 1, vs Wofford (12/19/15)  
**Steals:** 1, 5x, last vs. Tennessee (3/1/16)  
**Minutes:** 26, vs. Wichita State (3/15/16)

**CAREER HIGHS**

**Points:** 10, 3x, last vs. Wichita State (3/15/16)  
**FG Made:** 3, 7x, last vs. Wichita State (3/15/16)  
**FG Atts:** 6, 2x, last vs. Wichita State (3/15/16)  
**3FG Made:** 3, vs. Tennessee (3/10/16)  
**3FG Atts:** 4, vs. Tennessee (3/10/16)  
**FT Made:** 4, vs. Detroit (12/2/15)  
**FT Atts:** 6, vs. Detroit (12/2/15)  
**Rebounds:** 4, 3x, vs. Tennessee (3/10/16)  
**Assists:** 4, vs. Tennessee (3/10/16)  
**Turnovers:** 1, 8x, last vs. Wichita State (3/15/16)  
**Blocks:** 1, vs Wofford (12/19/15)  
**Steals:** 1, 5x, last vs. Tennessee (3/1/16)  
**Minutes:** 26, vs. Wichita State (3/15/16)

**MISCELLANEOUS**

**TOYE NOTEBOOK**

- ✪ Played in 30 games in 2015-16 and averaged 3.6 points and 1.2 rebounds per game. Scored in double figures in three games.
- ✪ Tied a career high with 10 points against Tennessee at SEC Tournament. Made a career-high three three's in a career-best 23 minutes of action. Also scored 10 points in First Four game vs. Wichita State.
- ✪ Scored career-high 10 points vs. Detroit - tied his career high with three made field goals.
- ✪ Signed with the Commodores in November of 2014.
- ✪ Was ranked as the sixth-best player in the state of Illinois and a four-star prospect by ESPN, and was also ranked as the 113th-best prospect in the nation by Rivals.com.
- ✪ Toye and his twin sister Elizabeth are both Division I basketball players - Elizabeth plays for Wisconsin.
- ✪ Attended Whitney Young High School in Chicago, where he was named as a First-Team All-City selection.
- ✪ Averaged 18.0 points, 7.0 rebounds, 2.0 assists, 2.0 steals, and 1.5 blocks as a senior.
- ✪ Chose the Commodores over Iowa, Memphis, Creighton, Bradley, UIC, and Missouri.
- ✪ Recipient of the Edie and David Johnson Family Basketball Scholarship.
- ✪ Advice to youngsters: "Don't let negative influences in your life."

**TOYE GAME-BY-GAME (FRESHMAN)**

Opponent	M	FG-A	3P-A	FT-A	Reb	PF	A	T	B	S	PTS
N13 Austin Peay	10	3-6	1-1	0-0	0	0	0	1	0	1	7
N16 Gardner-Webb	10	3-4	0-1	2-4	3	1	0	1	0	0	8
N19 Stony Brook	3	0-0	0-0	0-0	0	0	0	0	0	0	0
N23 vs. St. Johns	10	3-4	0-0	3-4	4	0	0	0	0	0	9
N24 vs. Wake Forest	6	1-2	1-1	0-0	0	0	1	0	0	1	3
N25 vs. Kansas	DNP										
D2 Detroit	12	3-5	0-1	4-6	4	4	0	1	0	0	10
D6 @Baylor	DNP										
D9 Dayton	12	1-4	0-0	0-0	2	1	0	0	0	0	2
D19 Wofford	16	2-3	1-1	1-2	2	2	1	0	1	0	2
D22 @Purdue	9	2-4	0-0	1-2	2	1	0	0	0	1	5
D30 W. Michigan	8	2-2	0-0	0-0	0	2	1	0	0	0	4
J2 LSU	5	0-4	0-3	0-0	2	0	1	1	0	0	0
J5 @Arkansas	2	0-1	0-0	0-0	0	1	0	0	0	0	0
J9 @S. Carolina	16	1-2	0-0	3-4	3	2	0	1	0	1	5
J12 Auburn	11	0-3	0-1	2-2	1	2	0	1	0	0	2
J16 Alabama	1	0-0	0-0	0-0	0	0	0	0	0	0	0
J20 @Tennessee	1	0-0	0-0	0-0	0	0	0	0	0	0	0
J23 @Kentucky	12	1-1	0-0	3-4	0	0	1	0	0	0	5
J26 Florida	4	0-0	0-0	0-0	1	0	0	0	0	0	0
J30 @Texas	12	0-2	0-1	1-2	0	2	0	0	0	0	1
F4 Texas A&M	3	0-1	0-0	0-0	1	1	0	1	0	0	0
F6 @Ole Miss	1	0-1	0-1	0-0	1	1	0	1	0	0	0
F10 Missouri	2	1-1	0-0	0-1	1	0	0	1	1	0	2
F13 @Auburn	11	3-4	0-1	1-1	2	1	1	1	0	0	7
F16 @Miss. State	DNP										
F20 Georgia	11	2-3	0-0	0-0	0	1	0	0	0	1	4
F23 @Florida	6	0-1	0-0	0-0	0	0	0	0	0	0	0
F27 Kentucky	3	0-0	0-0	0-0	0	0	0	0	0	0	0
M1 Tennessee	10	2-4	1-2	0-1	1	0	0	1	0	1	5
M5 @Texas A&M	1	1-1	1-1	0-0	0	0	0	0	0	0	3
M10 vs. Tennessee	23	3-5	3-4	1-2	4	3	4	1	0	0	10
M15 vs. Wichita St.	26	3-6	1-2	3-4	3	3	0	1	0	0	10

**Toye's Overall Statistics at Vanderbilt**

Year	GP	GS	Min	Avg	FG	FGA	Pct	3FG	3FGA	Pct	FT	FTA	Pct	Off	Def	Tot	Avg	PF	FO	Ast	TO	Blk	Stl	Pts	Avg
2015-16	30	0	257	8.6	37	74	.500	9	21	.429	25	39	.641	7	30	37	1.2	28	0	10	13	2	6	108	3.6
<b>TOTAL</b>	<b>30</b>	<b>0</b>	<b>257</b>	<b>8.6</b>	<b>37</b>	<b>74</b>	<b>.500</b>	<b>9</b>	<b>21</b>	<b>.429</b>	<b>25</b>	<b>39</b>	<b>.641</b>	<b>7</b>	<b>30</b>	<b>37</b>	<b>1.2</b>	<b>28</b>	<b>0</b>	<b>10</b>	<b>13</b>	<b>2</b>	<b>6</b>	<b>108</b>	<b>3.6</b>

**Toye's SEC Statistics at Vanderbilt**

Year	GP	GS	Min	Avg	FG	FGA	Pct	3FG	3FGA	Pct	FT	FTA	Pct	Off	Def	Tot	Avg	PF	FO	Ast	TO	Blk	Stl	Pts	Avg
2015-16	17	0	100	5.9	11	27	.407	2	9	.222	9	13	.692	2	11	13	0.8	9	0	3	8	1	3	33	1.9
<b>TOTAL</b>	<b>17</b>	<b>0</b>	<b>100</b>	<b>5.9</b>	<b>11</b>	<b>27</b>	<b>.407</b>	<b>2</b>	<b>9</b>	<b>.222</b>	<b>9</b>	<b>13</b>	<b>.692</b>	<b>2</b>	<b>11</b>	<b>13</b>	<b>0.8</b>	<b>9</b>	<b>0</b>	<b>3</b>	<b>8</b>	<b>1</b>	<b>3</b>	<b>33</b>	<b>1.9</b>



**PAYTON WILLIS**

**1**

Freshman, Guard  
6'4" 182 lbs.  
Fayetteville, Ark.  
Fayetteville HS

**SEASON HIGHS**

- Points:
- FG Made:
- FG Atts:
- 3FG Made:
- 3FG Atts:
- FT Made:
- FT Atts:
- Rebounds:
- Assists:
- Turnovers:
- Blocks:
- Steals:
- Minutes:

**CAREER HIGHS**

**WILLIS NOTEBOOK**

- ✦ Signed with the Commodores in the fall of 2015.
- ✦ Third ever Commodore from the state of Arkansas and first since Ralph Childs played for Vanderbilt in the 1955-56 season.
- ✦ Attended Fayetteville High School in Fayetteville, Arkansas, averaged 15.9 points, 3.6 rebounds, 3.5 assists, and 1.5 steals per game while also shooting 44.7% from three in his junior season and was honored as an all-conference and all-state selection as a sophomore and junior.
- ✦ Was ranked as the second-ranked player in the state of Arkansas, the 22nd-best point guard in the country by 247sports.com, and ranked as the 119th-best player in the nation by Rivals.com.

**WILLIS GAME-BY-GAME (FRESHMAN)**

Opponent	M	FG-A	3P-A	FT-A	Reb	PF	A	T	B	S	PTS
----------	---	------	------	------	-----	----	---	---	---	---	-----



2015-16 Vanderbilt Basketball  
Vanderbilt Combined Team Statistics (as of Jun 20, 2016)  
All games

RECORD:	OVERALL	HOME	AWAY	NEUTRAL
ALL GAMES	19-14	14-2	3-9	2-3
CONFERENCE	11-7	8-1	3-6	0-0
NON-CONFERENCE	8-7	6-1	0-3	2-3

##	Player	gp-gs	min	avg	Total		3-Point		F-Throw		Rebounds				pf	dq	a	to	blk	stl	pts	avg				
					fg-fga	fg%	3fg-fga	3fg%	ft-fa	ft%	off	def	tot	avg												
04	BALDWIN IV, Wade	33-30	1002	30.4	135-316	.427	41-101	.406	155-194	.799	13	119	132	4.0	85	5	172	91	11	40	466	14.1				
30	JONES, Damian	33-33	866	26.2	184-312	.590	0-3	.000	90-168	.536	74	153	227	6.9	108	7	38	65	54	8	458	13.9				
05	FISHER-DAVIS, Matth	32-28	877	27.4	102-236	.432	79-177	.446	27-36	.750	12	103	115	3.6	50	1	36	27	9	15	310	9.7				
11	ROBERSON, Jeff	32-25	858	26.8	91-186	.489	30-69	.435	85-102	.833	58	121	179	5.6	101	5	38	34	6	15	297	9.3				
03	KORNET, Luke	28-25	767	27.4	87-216	.403	26-93	.280	49-71	.690	50	154	204	7.3	68	1	41	31	84	14	249	8.9				
13	LACHANCE, Riley	33-19	820	24.8	80-226	.354	43-119	.361	26-34	.765	11	69	80	2.4	61	1	81	44	1	20	229	6.9				
24	CRESSLER, Nolan	30-2	370	12.3	57-125	.456	17-62	.274	12-23	.522	10	55	65	2.2	41	1	23	21	3	3	143	4.8				
02	TOYE, Joe	30-0	257	8.6	37-74	.500	9-21	.429	25-39	.641	7	30	37	1.2	28	0	10	13	2	6	108	3.6				
40	HENDERSON, Josh	32-1	326	10.2	40-80	.500	2-3	.667	31-49	.633	21	48	69	2.2	40	1	18	22	12	6	113	3.5				
00	JUSTICE, Camron	27-0	258	9.6	31-75	.413	21-54	.389	5-6	.833	2	25	27	1.0	28	0	9	14	0	9	88	3.3				
21	SEHIC, Samir	22-0	104	4.7	7-21	.333	3-6	.500	9-14	.643	12	19	31	1.4	11	0	4	2	0	1	26	1.2				
20	MCGLOIN, Phillip	11-0	18	1.6	3-9	.333	2-6	.333	3-4	.750	0	4	4	0.4	2	0	0	0	0	0	11	1.0				
10	WATKINS, Nathan	12-1	29	2.4	2-2	1.000	0-0	.000	0-2	.000	1	4	5	0.4	3	0	1	0	0	0	4	0.3				
14	JOSEPHS, Carter	22-1	98	4.5	1-1	1.000	0-0	.000	2-5	.400	1	6	7	0.3	6	0	16	7	0	2	4	0.2				
Team											41	49	90				3	15								
Total.....		33	6650	857-1879		.456	273-714	.382	519-747	.695	313	959	1272	38.5	635	22	487	386	182	139	2506	75.9				
Opponents.....		33	6650	784-2033		.386	183-622	.294	474-700	.677	397	838	1235	37.4	651	-	343	326	101	185	2225	67.4				

TEAM STATISTICS	VU	OPP	Date	Opponent	Score	Att.		
SCORING	2506	2225	11/13/15	AUSTIN PEAY	w 80-41	10116		
Points per game	75.9	67.4	11/16/15	GARDNER-WEBB	w 98-62	9728		
Scoring margin	+8.5	-	11/19/15	STONY BROOK	Wot 79-72	9819		
FIELD GOALS-ATT	857-1879	784-2033	# 11/23/15	vs ST JOHNS	w 92-55	2400		
Field goal pct	.456	.386	# 11/24/15	vs Wake Forest	w 86-64	2400		
3 POINT FG-ATT	273-714	183-622	# 11/25/15	vs KANSAS	L 63-70	2400		
3-point FG pct	.382	.294	12/02/15	DETROIT	w 102-52	9958		
3-pt FG made per game	8.3	5.5	12/06/15	at Baylor	L 67-69	7084		
FREE THROWS-ATT	519-747	474-700	12/09/15	DAYTON	L 67-72	10469		
Free throw pct	.695	.677	12/19/15	WOFFORD	w 80-56	10667		
F-Throws made per game	15.7	14.4	12/22/15	at Purdue	L 55-68	14846		
REBOUNDS	1272	1235	12/30/15	WESTERN MICHIGAN	w 86-61	10092		
Rebounds per game	38.5	37.4	* 01/02/16	LSU	L 82-90	13380		
Rebounding margin	+1.1	-	* 01/05/16	at Arkansas	Lot 85-90	14179		
ASSISTS	487	343	* 01/09/16	at South Carolina	L 65-69	15055		
Assists per game	14.8	10.4	* 01/12/16	AUBURN	w 75-57	10414		
TURNOVERS	386	326	* 01/16/16	ALABAMA	w 71-63	12565		
Turnovers per game	11.7	9.9	* 01/20/16	at Tennessee	w 88-74	13561		
Turnover margin	-1.8	-	* 01/23/16	at Kentucky	L 57-76	22975		
Assist/turnover ratio	1.3	1.1	* 01/26/16	FLORIDA	w 60-59	11351		
STEALS	139	185	01/30/16	at Texas	L 58-72	13041		
Steals per game	4.2	5.6	* 02/04/16	TEXAS A&M	w 77-60	10432		
BLOCKS	182	101	* 02/06/16	at Ole Miss	L 78-85	9500		
Blocks per game	5.5	3.1	* 02/10/16	MISSOURI	w 86-71	10006		
ATTENDANCE	178167	176629	* 02/13/16	at Auburn	w 86-57	7954		
Home games-Avg/Game	16-11135	12-12119	* 02/16/16	at Mississippi State	L 74-75	6194		
Neutral site-Avg/Game	-	5-6240	* 02/20/16	GEORGIA	w 80-67	11745		
Score by Periods	1st	2nd	OT	Totals	* 2/23/16	at Florida	w 87-74	9035
Vanderbilt	1202	1283	21	2506	* 02/27/16	KENTUCKY	w 74-62	14326
Opponents	965	1241	19	2225	* 03/01/16	TENNESSEE	w 86-69	13099
					* 03/05/16	at Texas A&M	L 67-76	12007
					03/10/16	vs Tennessee	L 65-67	12270
					3/15/16	vs Wichita State	L 50-70	11728

#- Maui Jim Maui Invitational, Lahaina, Hawaii  
\* = Conference game

2015-16 Vanderbilt Basketball  
Vanderbilt Combined Team Statistics (as of Mar 05, 2016)  
Conference games

RECORD:	OVERALL	HOME	AWAY	NEUTRAL
ALL GAMES	11-7	8-1	3-6	0-0
CONFERENCE	11-7	8-1	3-6	0-0
NON-CONFERENCE	0-0	0-0	0-0	0-0

##	Player	gp-gs	min	avg	Total		3-Point		F-Throw		Rebounds				pf	dq	a	to	blk	stl	pts	avg	
					fg-fga	fg%	3fg-fga	3fg%	ft-fa	ft%	off	def	tot	avg									
04	BALDWIN IV, Wade	18-16	587	32.6	70-181	.387	23-56	.411	105-135	.778	9	68	77	4.3	42	3	112	48	8	18	268	14.9	
30	JONES, Damian	18-18	478	26.6	108-172	.628	0-1	.000	48-84	.571	44	90	134	7.4	64	6	15	36	27	3	264	14.7	
11	ROBERSON, Jeff	18-17	524	29.1	60-114	.526	21-43	.488	57-65	.877	33	69	102	5.7	61	4	29	17	2	7	198	11.0	
05	FISHER-DAVIS, Matth	17-14	491	28.9	57-130	.438	44-101	.436	18-24	.750	5	48	53	3.1	26	1	21	15	4	7	176	10.4	
03	KORNET, Luke	17-15	500	29.4	52-132	.394	19-59	.322	31-47	.660	29	103	132	7.8	47	1	26	26	54	9	154	9.1	
13	LACHANCE, Riley	18-7	417	23.2	35-115	.304	22-64	.344	16-23	.696	6	40	46	2.6	31	1	36	27	0	13	108	6.0	
24	CRESSLER, Nolan	15-0	144	9.6	24-55	.436	5-23	.217	9-17	.529	5	25	30	2.0	18	1	8	8	1	3	62	4.1	
00	JUSTICE, Camron	17-0	136	8.0	18-45	.400	13-33	.394	1-2	.500	1	15	16	0.9	17	0	4	9	0	3	50	2.9	
40	HENDERSON, Josh	18-1	153	8.5	19-34	.559	1-1	1.000	8-19	.421	9	22	31	1.7	14	0	8	15	3	2	47	2.6	
02	TOYE, Joe	17-0	100	5.9	11-27	.407	2-9	.222	9-13	.692	2	11	13	0.8	9	0	3	8	1	3	33	1.9	
21	SEHIC, Samir	12-0	36	3.0	3-7	.429	1-3	.333	5-6	.833	5	9	14	1.2	3	0	2	0	0	1	12	1.0	
10	WATKINS, Nathan	5-1	10	2.0	2-2	1.000	0-0	.000	0-0	.000	0	1	1	0.2	2	0	1	0	0	0	4	0.8	
14	JOSEPHS, Carter	13-1	45	3.5	0-0	.000	0-0	.000	2-5	.400	1	2	3	0.2	4	0	5	2	0	0	2	0.2	
20	MCGLOIN, Phillip	4-0	4	1.0	0-1	.000	0-1	.000	0-0	.000	0	1	1	0.3	0	0	0	0	0	0	0	0.0	
Team												21	23	44								10	
Total.....		18	3625		459-1015	.452	151-394	.383	309-440	.702	170	527	697	38.7	338	17	270	221	100	69	1378	76.6	
Opponents.....		18	3625		455-1132	.402	108-354	.305	256-390	.656	217	464	681	37.8	375	-	211	161	66	102	1274	70.8	

TEAM STATISTICS	VU	OPP	Date	Opponent	Score	Att.
SCORING	1378	1274	* 01/02/16	LSU	L 82-90	13380
Points per game	76.6	70.8	* 01/05/16	at Arkansas	Lot 85-90	14179
Scoring margin	+5.8	-	* 01/09/16	at South Carolina	L 65-69	15055
FIELD GOALS-ATT	459-1015	455-1132	* 01/12/16	AUBURN	w 75-57	10414
Field goal pct	.452	.402	* 01/16/16	ALABAMA	w 71-63	12565
3 POINT FG-ATT	151-394	108-354	* 01/20/16	at Tennessee	w 88-74	13561
3-point FG pct	.383	.305	* 01/23/16	at Kentucky	L 57-76	22975
3-pt FG made per game	8.4	6.0	* 01/26/16	FLORIDA	w 60-59	11351
FREE THROWS-ATT	309-440	256-390	* 02/04/16	TEXAS A&M	w 77-60	10432
Free throw pct	.702	.656	* 02/06/16	at Ole Miss	L 78-85	9500
F-Throws made per game	17.2	14.2	* 02/10/16	MISSOURI	w 86-71	10006
REBOUNDS	697	681	* 02/13/16	at Auburn	w 86-57	7954
Rebounds per game	38.7	37.8	* 02/16/16	at Mississippi State	L 74-75	6194
Rebounding margin	+0.9	-	* 02/20/16	GEORGIA	w 80-67	11745
ASSISTS	270	211	* 2/23/16	at Florida	w 87-74	9035
Assists per game	15.0	11.7	* 02/27/16	KENTUCKY	w 74-62	14326
TURNOVERS	221	161	* 03/01/16	TENNESSEE	w 86-69	13099
Turnovers per game	12.3	8.9	* 03/05/16	at Texas A&M	L 67-76	12007
Turnover margin	-3.3	-				
Assist/turnover ratio	1.2	1.3				
STEALS	69	102				
Steals per game	3.8	5.7				
BLOCKS	100	66				
Blocks per game	5.6	3.7				
ATTENDANCE	107318	110460				
Home games-Avg/Game	9-11924	9-12273				
Neutral site-Avg/Game	-	0-0				

#- Maui Jim Maui Invitational, Lahaina, Hawaii  
\* = Conference game

Score by Periods	1st	2nd	OT	Totals
Vanderbilt	668	702	8	1378
Opponents	558	703	13	1274

2015-16 Vanderbilt Basketball  
 Vanderbilt Team Game-by-Game (as of Jun 20, 2016)  
 All games

TEAM STATISTICS

Opponent	Date	Score		Total		3-Pointers		Free throws		Rebounds				pf	a	t/o	blk	stl	pts	avg
				fg-fga	pct	3fg-fga	pct	ft-fta	pct	off	def	tot	avg							
AUSTIN PEAY	11/13/15	80-41	W	32-72	.444	8-19	.421	8-15	.533	17	34	51	51.0	19	17	9	8	6	80	80.0
GARDNER-WEBB	11/16/15	98-62	W	32-55	.582	11-23	.478	23-32	.719	10	25	35	43.0	19	19	10	5	9	98	89.0
STONY BROOK	11/19/15	79-72	Wot	29-65	.446	5-18	.278	16-23	.696	7	27	34	40.0	16	8	6	5	3	79	85.7
vs ST JOHNS	11/23/15	92-55	W	33-62	.532	12-25	.480	14-21	.667	13	36	49	42.2	20	21	11	6	3	92	87.2
vs Wake Forest	11/24/15	86-64	W	31-63	.492	7-17	.412	17-22	.773	13	30	43	42.4	25	14	8	4	6	86	87.0
vs KANSAS	11/25/15	63-70	L	23-56	.411	6-27	.222	11-15	.733	6	26	32	40.7	21	11	11	8	5	63	83.0
DETROIT	12/02/15	102-52	W	35-61	.574	12-26	.462	20-30	.667	11	42	53	42.4	14	18	12	11	7	102	85.7
at Baylor	12/06/15	67-69	L	22-47	.468	10-21	.476	13-17	.765	9	23	32	41.1	17	17	17	6	6	67	83.4
DAYTON	12/09/15	67-72	L	21-51	.412	6-17	.353	19-25	.760	7	24	31	40.0	21	6	13	6	3	67	81.6
WOFFORD	12/19/15	80-56	W	25-50	.500	10-17	.588	20-27	.741	6	37	43	40.3	15	14	11	5	1	80	81.4
at Purdue	12/22/15	55-68	L	22-63	.349	5-16	.313	6-11	.545	11	23	34	39.7	27	12	11	1	8	55	79.0
WESTERN MICHIGAN	12/30/15	86-61	W	29-56	.518	11-30	.367	17-23	.739	7	25	32	39.1	20	22	9	3	7	86	79.6
LSU	01/02/16	82-90	L	25-54	.463	10-23	.435	22-25	.880	3	26	29	38.3	25	13	17	2	6	82	79.8
at Arkansas	01/05/16	85-90	Lot	26-52	.500	10-20	.500	23-32	.719	6	35	41	38.5	25	20	26	2	1	85	80.1
at South Carolina	01/09/16	65-69	L	20-61	.328	5-24	.208	20-29	.690	12	24	36	38.3	25	10	11	7	5	65	79.1
AUBURN	01/12/16	75-57	W	26-47	.553	7-13	.538	16-25	.640	9	36	45	38.8	21	16	17	10	2	75	78.9
ALABAMA	01/16/16	71-63	W	20-49	.408	9-16	.563	22-36	.611	6	23	29	38.2	18	14	7	1	5	71	78.4
at Tennessee	01/20/16	88-74	W	23-57	.404	13-33	.394	29-39	.744	11	39	50	38.8	22	20	12	10	3	88	78.9
at Kentucky	01/23/16	57-76	L	16-50	.320	5-15	.333	20-25	.800	10	22	32	38.5	10	8	12	3	3	57	77.8
FLORIDA	01/26/16	60-59	W	18-44	.409	3-9	.333	21-33	.636	10	31	41	38.6	15	9	19	9	4	60	76.9
at Texas	01/30/16	58-72	L	23-53	.434	7-20	.350	5-10	.500	8	21	29	38.1	20	12	13	4	2	58	76.0
TEXAS A&M	02/04/16	77-60	W	30-59	.508	13-29	.448	4-6	.667	9	29	38	38.1	13	19	12	7	2	77	76.0
at Ole Miss	02/06/16	78-85	L	26-57	.456	9-28	.321	17-27	.630	11	30	41	38.3	30	18	19	4	7	78	76.1
MISSOURI	02/10/16	86-71	W	31-65	.477	8-29	.276	16-27	.593	13	33	46	38.6	19	16	11	9	3	86	76.5
at Auburn	02/13/16	86-57	W	36-73	.493	9-29	.310	5-11	.455	10	37	47	38.9	15	21	6	4	6	86	76.9
at Mississippi State	02/16/16	74-75	L	27-61	.443	10-23	.435	10-17	.588	10	28	38	38.9	14	15	8	4	2	74	76.8
GEORGIA	02/20/16	80-67	W	25-55	.455	7-21	.333	23-29	.793	9	30	39	38.9	17	15	5	3	5	80	76.9
at Florida	2/23/16	87-74	W	30-52	.577	10-20	.500	17-24	.708	8	28	36	38.8	22	11	12	8	1	87	77.3
KENTUCKY	02/27/16	74-62	W	26-62	.419	6-16	.375	16-23	.696	11	28	39	38.8	16	11	5	3	1	74	77.2
TENNESSEE	03/01/16	86-69	W	31-64	.484	7-21	.333	17-21	.810	11	26	37	38.7	13	17	7	7	10	86	77.5
at Texas A&M	03/05/16	67-76	L	23-53	.434	10-25	.400	11-11	1.000	11	22	33	38.5	18	17	15	7	3	67	77.1
vs Tennessee	03/10/16	65-67	L	25-57	.439	9-25	.360	6-10	.600	9	30	39	38.6	20	17	12	5	3	65	76.8
vs Wichita State	3/15/16	50-70	L	16-53	.302	3-19	.158	15-26	.577	9	29	38	38.5	23	9	12	5	1	50	75.9
Vanderbilt		2506		857-1879	.456	273-714	.382	519-747	.695	313	959	1272	38.5	635	487	386	182	139	2506	75.9
Opponents		2225		784-2033	.386	183-622	.294	474-700	.677	397	838	1235	37.4	651	343	326	101	185	2225	67.4

Games played: 33  
 Points/game: 75.9  
 FG Pct: 45.6  
 3FG Pct: 38.2  
 FT Pct: 69.5

Rebounds/game: 38.5  
 Assists/game: 14.8  
 Turnovers/game: 11.7  
 Assist/turnover ratio: 1.3  
 Steals/game: 4.2  
 Blocks/game: 5.5

2015-16 Vanderbilt Basketball  
 Vanderbilt Opponent Game-by-Game (as of Jun 20, 2016)  
 All games

OPPONENT STATISTICS

Opponent	Date	Score		Total		3-Pointers		Free throws		Rebounds				pf	a	t/o	blk	stl	pts	avg
				fg-fga	pct	3fg-fga	pct	ft-fta	pct	off	def	tot	avg							
AUSTIN PEAY	11/13/15	80-41	W	14-64	.219	1-16	.063	12-19	.632	17	28	45	45.0	14	1	14	0	4	41	41.0
GARDNER-WEBB	11/16/15	98-62	W	21-50	.420	7-20	.350	13-18	.722	6	19	25	35.0	27	6	19	1	2	62	51.5
STONY BROOK	11/19/15	79-72	Wot	30-66	.455	4-17	.235	8-12	.667	10	33	43	37.7	21	11	15	5	2	72	58.3
vs ST JOHNS	11/23/15	92-55	W	18-60	.300	2-16	.125	17-22	.773	9	17	26	34.8	17	6	8	3	8	55	57.5
vs Wake Forest	11/24/15	86-64	W	19-58	.328	3-18	.167	23-32	.719	16	21	37	35.2	22	7	12	2	7	64	58.8
vs KANSAS	11/25/15	63-70	L	25-55	.455	8-16	.500	12-22	.545	8	31	39	35.8	11	8	12	1	6	70	60.7
DETROIT	12/02/15	102-52	W	16-70	.229	11-27	.407	9-12	.750	13	21	34	35.6	22	4	15	1	6	52	59.4
at Baylor	12/06/15	67-69	L	26-65	.400	5-11	.455	12-20	.600	20	19	39	36.0	17	18	7	3	7	69	60.6
DAYTON	12/09/15	67-72	L	27-60	.450	5-15	.333	13-22	.591	15	26	41	36.6	21	9	12	1	7	72	61.9
WOFFORD	12/19/15	80-56	W	21-61	.344	8-21	.381	6-9	.667	5	25	30	35.9	23	9	6	2	6	56	61.3
at Purdue	12/22/15	55-68	L	21-58	.362	2-19	.105	24-31	.774	14	29	43	36.5	14	14	11	8	5	68	61.9
WESTERN MICHIGAN	12/30/15	86-61	W	20-54	.370	2-18	.111	19-24	.792	11	24	35	36.4	21	8	14	0	2	61	61.8
LSU	01/02/16	82-90	L	30-62	.484	5-16	.313	25-31	.806	11	29	40	36.7	20	14	11	3	9	90	64.0
at Arkansas	01/05/16	85-90	Lot	29-71	.408	6-14	.429	26-35	.743	11	25	36	36.6	27	13	8	5	15	90	65.9
at South Carolina	01/09/16	65-69	L	24-57	.421	3-13	.231	18-29	.621	10	34	44	37.1	23	11	13	3	3	69	66.1
AUBURN	01/12/16	75-57	W	22-67	.328	4-22	.182	9-20	.450	16	19	35	37.0	23	8	10	7	4	57	65.5
ALABAMA	01/16/16	71-63	W	25-52	.481	6-19	.316	7-20	.350	9	30	39	37.1	23	7	12	5	4	63	65.4
at Tennessee	01/20/16	88-74	W	25-76	.329	4-20	.200	20-25	.800	15	28	43	37.4	26	11	6	4	5	74	65.8
at Kentucky	01/23/16	57-76	L	33-60	.550	6-19	.316	4-6	.667	6	26	32	37.2	19	12	7	3	6	76	66.4
FLORIDA	01/26/16	60-59	W	23-70	.329	7-22	.318	6-10	.600	18	25	43	37.5	24	6	13	3	6	59	66.0
at Texas	01/30/16	58-72	L	24-58	.414	4-16	.250	20-26	.769	15	22	37	37.4	14	9	6	2	10	72	66.3
TEXAS A&M	02/04/16	77-60	W	21-57	.368	7-22	.318	11-17	.647	10	21	31	37.1	10	11	7	3	8	60	66.0
at Ole Miss	02/06/16	78-85	L	24-67	.358	10-30	.333	27-38	.711	19	25	44	37.4	26	14	10	2	6	85	66.8
MISSOURI	02/10/16	86-71	W	27-72	.375	3-16	.188	14-24	.583	17	28	45	37.8	23	13	6	1	5	71	67.0
at Auburn	02/13/16	86-57	W	18-62	.290	8-32	.250	13-16	.813	9	29	38	37.8	16	13	12	0	5	57	66.6
at Mississippi State	02/16/16	74-75	L	28-58	.483	7-17	.412	12-18	.667	7	29	36	37.7	15	14	8	2	4	75	66.9
GEORGIA	02/20/16	80-67	W	24-63	.381	8-18	.444	11-20	.550	13	25	38	37.7	23	12	7	5	3	67	66.9
at Florida	2/23/16	87-74	W	24-60	.400	5-19	.263	21-27	.778	12	20	32	37.5	22	12	7	4	7	74	67.2
KENTUCKY	02/27/16	74-62	W	23-55	.418	6-22	.273	10-23	.435	9	28	37	37.5	22	10	5	7	2	62	67.0
TENNESSEE	03/01/16	86-69	W	28-61	.459	7-13	.538	6-8	.750	8	24	32	37.3	18	9	12	4	3	69	67.1
at Texas A&M	03/05/16	67-76	L	27-62	.435	6-20	.300	16-23	.696	17	19	36	37.3	15	21	7	5	7	76	67.4
vs Tennessee	03/10/16	65-67	L	25-63	.397	6-19	.316	11-16	.688	12	25	37	37.2	10	10	7	4	6	67	67.3
vs Wichita State	3/15/16	50-70	L	22-59	.373	7-19	.368	19-25	.760	9	34	43	37.4	22	12	7	2	5	70	67.4
Opponents		2225		784-2033	.386	183-622	.294	474-700	.677	397	838	1235	37.4	651	343	326	101	185	2225	67.4
Vanderbilt		2506		857-1879	.456	273-714	.382	519-747	.695	313	959	1272	38.5	635	487	386	182	139	2506	75.9

Games played: 33  
 Points/game: 67.4  
 FG Pct: 38.6  
 3FG Pct: 29.4  
 FT Pct: 67.7

Rebounds/game: 37.4  
 Assists/game: 10.4  
 Turnovers/game: 9.9  
 Assist/turnover ratio: 1.1  
 Steals/game: 5.6  
 Blocks/game: 3.1

2015-16 Vanderbilt Basketball  
Vanderbilt Points-Rebounds-Assists (as of Jun 20, 2016)  
All games

Opponent	Date	Score	00		02		03		04		05		10		11	
			JUSTICE,CA	TOYE,JOE	KORNET,LUK	BALDWIN IV	FISHER-DAV	WATKINS,NA	ROBERSON,J							
AUSTIN PEAY	11/13/15	80-41	w	8-2-1	7-0-0	13-13-3	14-4-4	6-1-3	0-2-0	DNP						
GARDNER-WEBB	11/16/15	98-62	w	3-0-0	8-3-0	10-1-0	9-1-2	9-2-1	0-0-0	18-8-0						
STONY BROOK	11/19/15	79-72	w	2-1-0	0-0-0	9-6-1	21-6-2	11-4-1	DNP	4-1-0						
vs ST JOHNS	11/23/15	92-55	w	11-3-2	9-4-0	13-7-3	9-3-6	6-2-2	0-1-0	11-13-0						
vs Wake Forest	11/24/15	86-64	w	2-2-0	3-0-1	8-6-0	17-4-2	9-4-0	0-0-0	10-7-0						
vs KANSAS	11/25/15	63-70	L	9-3-0	DNP	14-4-1	11-2-2	0-1-2	DNP	0-1-2						
DETROIT	12/02/15	102-52	w	DNP	10-4-0	2-11-1	20-4-3	12-5-1	0-1-0	8-5-1						
at Baylor	12/06/15	67-69	L	DNP	DNP	7-4-1	19-4-4	11-5-3	DNP	4-3-0						
DAYTON	12/09/15	67-72	L	DNP	2-2-0	DNP	18-0-2	11-7-0	DNP	1-3-1						
WOFFORD	12/19/15	80-56	w	DNP	6-2-1	DNP	10-5-5	10-11-0	0-0-0	13-7-1						
at Purdue	12/22/15	55-68	L	DNP	5-2-0	DNP	13-8-5	7-6-1	DNP	12-3-0						
WESTERN MICHIGAN	12/30/15	86-61	w	3-0-0	4-0-1	DNP	15-4-10	9-1-0	0-0-0	11-10-1						
LSU	01/02/16	82-90	L	5-4-0	0-2-1	DNP	17-6-7	11-1-1	DNP	13-0-0						
at Arkansas	01/05/16	85-90	L	0-0-0	0-0-0	11-8-3	13-4-4	20-3-2	DNP	5-2-3						
at South Carolina	01/09/16	65-69	L	0-1-0	5-3-0	8-4-0	13-3-4	0-1-0	DNP	7-6-3						
AUBURN	01/12/16	75-57	w	0-1-1	2-1-0	11-11-2	17-7-10	DNP	DNP	14-8-0						
ALABAMA	01/16/16	71-63	w	1-0-0	0-0-0	8-6-2	8-5-5	3-0-0	DNP	16-11-5						
at Tennessee	01/20/16	88-74	w	12-1-1	0-0-0	10-14-3	25-4-5	18-8-4	DNP	11-10-2						
at Kentucky	01/23/16	57-76	L	0-1-1	5-0-1	7-7-2	7-1-2	3-4-0	DNP	12-0-0						
FLORIDA	01/26/16	60-59	w	0-0-0	0-1-0	4-9-0	24-2-4	6-5-0	DNP	6-6-1						
at Texas	01/30/16	58-72	L	0-0-1	1-0-0	5-3-3	0-0-0	19-8-1	DNP	0-2-1						
TEXAS A&M	02/04/16	77-60	w	3-0-0	0-1-0	14-9-1	17-3-8	5-2-0	DNP	20-1-3						
at Ole Miss	02/06/16	78-85	L	0-4-0	0-1-0	20-9-4	19-6-9	0-4-0	DNP	5-6-2						
MISSOURI	02/10/16	86-71	w	0-0-0	2-1-0	13-12-2	17-6-7	13-4-2	0-0-0	12-8-1						
at Auburn	02/13/16	86-57	w	7-2-1	7-2-1	5-7-1	9-5-7	16-4-2	2-0-0	0-5-3						
at Mississippi State	02/16/16	74-75	L	DNP	DNP	6-5-0	10-5-9	20-4-2	DNP	12-4-0						
GEORGIA	02/20/16	80-67	w	6-0-0	4-0-0	11-4-2	17-6-7	13-4-2	DNP	12-2-1						
at Florida	2/23/16	87-74	w	0-0-0	0-0-0	9-5-1	13-4-3	12-3-1	0-0-0	18-10-3						
KENTUCKY	02/27/16	74-62	w	0-0-0	0-0-0	8-11-1	14-1-6	20-4-0	0-1-0	16-8-1						
TENNESSEE	03/01/16	86-69	w	8-1-0	5-1-0	7-7-1	17-6-7	6-0-2	2-0-1	14-8-0						
at Texas A&M	03/05/16	67-76	L	8-1-0	3-0-0	2-4-1	11-3-8	10-2-3	DNP	5-7-1						
vs Tennessee	03/10/16	65-67	L	0-0-1	10-4-4	6-8-2	13-6-8	12-3-0	DNP	4-8-1						
vs Wichita State	3/15/16	50-70	L	0-0-0	10-3-0	8-9-0	9-4-5	2-2-0	DNP	3-6-1						

Opponent	Date	Score	13		14		20		21		24		30		40	
			LACHANCE,R	JOSEPHS,CA	MCGLOIN,PH	SEHIC,SAMI	CRESSLER,N	JONES,DAMI	HENDERSON,							
AUSTIN PEAY	11/13/15	80-41	w	7-2-4	0-0-1	0-0-0	2-7-0	6-4-0	12-5-0	5-7-1						
GARDNER-WEBB	11/16/15	98-62	w	13-4-6	0-1-1	4-1-0	2-0-0	7-4-4	10-7-4	5-0-1						
STONY BROOK	11/19/15	79-72	w	13-1-3	DNP	DNP	2-2-0	4-1-0	13-6-1	0-1-0						
vs ST JOHNS	11/23/15	92-55	w	7-0-3	0-0-0	2-0-0	3-3-0	10-2-2	5-5-1	6-5-2						
vs Wake Forest	11/24/15	86-64	w	9-0-6	0-0-1	0-2-0	0-1-0	2-4-2	17-10-2	9-2-0						
vs KANSAS	11/25/15	63-70	L	7-4-1	DNP	DNP	DNP	5-4-1	17-10-2	0-0-0						
DETROIT	12/02/15	102-52	w	10-5-5	2-1-3	2-0-0	1-3-0	14-2-2	10-3-0	11-5-2						
at Baylor	12/06/15	67-69	L	7-1-1	DNP	DNP	DNP	8-2-2	9-8-6	2-2-0						
DAYTON	12/09/15	67-72	L	11-3-1	DNP	DNP	0-0-0	2-5-0	18-8-2	4-2-0						
WOFFORD	12/19/15	80-56	w	6-0-1	0-1-4	3-0-0	0-1-1	2-2-0	21-7-1	9-4-0						
at Purdue	12/22/15	55-68	L	0-2-2	0-0-0	DNP	3-0-0	3-1-2	6-3-1	6-5-1						
WESTERN MICHIGAN	12/30/15	86-61	w	14-3-5	0-1-1	0-0-0	1-0-1	14-3-0	13-5-1	2-2-2						
LSU	01/02/16	82-90	L	12-2-2	DNP	DNP	3-2-0	9-4-1	12-4-1	0-1-0						
at Arkansas	01/05/16	85-90	L	10-3-2	2-3-4	DNP	DNP	0-1-0	24-15-2	0-1-0						
at South Carolina	01/09/16	65-69	L	15-4-1	0-0-0	DNP	DNP	2-4-1	12-6-1	3-2-0						
AUBURN	01/12/16	75-57	w	13-5-1	0-0-0	DNP	2-1-1	2-3-0	9-4-0	5-4-1						
ALABAMA	01/16/16	71-63	w	18-1-1	0-0-0	DNP	0-0-0	0-0-0	13-2-1	4-3-0						
at Tennessee	01/20/16	88-74	w	2-3-5	0-0-0	DNP	1-0-0	1-1-0	6-7-0	2-0-0						
at Kentucky	01/23/16	57-76	L	3-1-1	0-0-0	DNP	2-3-0	3-3-0	13-9-1	2-2-0						
FLORIDA	01/26/16	60-59	w	0-4-3	0-0-0	DNP	DNP	DNP	20-12-1	0-0-0						
at Texas	01/30/16	58-72	L	7-3-4	0-0-0	DNP	DNP	0-0-0	26-9-2	DNP						
TEXAS A&M	02/04/16	77-60	w	5-3-4	DNP	DNP	0-0-0	0-0-0	13-10-1	0-3-2						
at Ole Miss	02/06/16	78-85	L	7-3-3	DNP	DNP	DNP	14-2-0	9-2-0	4-0-0						
MISSOURI	02/10/16	86-71	w	4-1-0	0-0-0	DNP	0-1-0	7-4-2	14-4-0	4-2-2						
at Auburn	02/13/16	86-57	w	4-4-2	0-0-1	0-1-0	2-2-0	11-3-1	17-9-1	6-2-1						
at Mississippi State	02/16/16	74-75	L	2-1-1	DNP	DNP	DNP	2-4-1	20-10-1	2-3-1						
GEORGIA	02/20/16	80-67	w	0-2-1	0-0-0	DNP	DNP	DNP	15-16-2	2-3-0						
at Florida	2/23/16	87-74	w	3-1-1	0-0-0	0-0-0	0-1-0	0-1-0	27-7-2	5-2-0						
KENTUCKY	02/27/16	74-62	w	1-1-2	0-0-0	0-0-0	0-0-0	DNP	15-8-1	0-0-0						
TENNESSEE	03/01/16	86-69	w	0-1-3	0-0-0	0-0-0	0-1-0	11-0-2	14-7-0	2-1-1						
at Texas A&M	03/05/16	67-76	L	9-6-3	DNP	DNP	2-3-1	0-0-0	11-2-0	6-2-0						
vs Tennessee	03/10/16	65-67	L	0-3-1	DNP	DNP	DNP	4-0-0	12-2-0	4-1-0						
vs Wichita State	3/15/16	50-70	L	10-3-2	DNP	DNP	DNP	0-1-0	5-5-0	3-2-1						