



Vanderbilt (2-1) vs. Bucknell (2-2)
Nashville, Tenn. - Memorial Gym - 8 p.m. CT

TV: SEC Network

TV Talent: Dave Baker (play by play), Barry Booker (Color)

Radio: Vanderbilt Radio Network from IMG College, vucommidores.com

Radio Talent: Joe Fisher (pxp), Tim Thompson (analyst)

Live Stats: vucommidores.com

Twitter Updates: @VandyMBB

Vanderbilt Athletic Communications

2601 Jess Neely Drive, Nashville, TN 37212

phone: 615-322-4121

www.vucommidores.com

VANDERBILT SCHEDULE/RESULTS

NOVEMBER

Date	VU	Opp	Opponent	Time/Result	TV/Rec.
Nov. 11	-	-	Marquette#	L, 71-95	0-1
Nov. 15	-	-	Belmont	W, 80-66	1-1
Nov. 18	-	-	Norfolk St. ^	W, 75-52	2-1
Nov. 21	-	-	Bucknell ^	8 pm	SECN
Nov. 24	-	-	Butler	7 pm	FS1
Nov. 25	-	-	Ariz/Santa Clara	7/9:30 pm	FS1

Continental Tire Las Vegas Invitational, Las Vegas, Nev.

Nov. 29	-	-	Tennessee St.	7 pm	SECN+
---------	---	---	---------------	------	-------

DECEMBER

Date	VU	Opp	Opponent	Time	TV/Rec.
Dec. 3	-	-	Minnesota+	7 pm	ESPN3
Dec. 6	-	-	High Point	7 pm	SECN+
Dec. 8	-	-	M. Tennessee	6:30 pm	CBSN
Dec. 17	-	-	Chattanooga	7:30 pm	SECN
Dec. 21	-	-	Dayton	6 pm	TWSC
Dec. 29	-	-	LSU*	8 pm	ESPNU

JANUARY

Date	VU	Opp	Opponent	Time	TV/Rec.
Jan. 4	-	-	Auburn*	6 pm	SECN
Jan. 7	-	-	Alabama*	6 pm	ESPNU
Jan. 10	-	-	Kentucky*	6 pm	ESPN
Jan. 14	-	-	Tennessee*	7:30 pm	SECN
Jan. 17	-	-	Georgia*	8 pm	ESPNU
Jan. 21	-	-	Florida*	11 am	CBS
Jan. 24	-	-	Arkansas*	7:30 pm	SECN
Jan. 28	-	-	Iowa State%	3 pm	ESPN2
Jan. 31	-	-	Texas A&M*	8 pm	ESPNU

FEBRUARY

Date	VU	Opp	Opponent	Time	TV/Rec.
Feb. 4	-	-	Ole Miss*	2 pm	ESPNU
Feb. 7	-	-	Arkansas*	7:30 pm	SECN
Feb. 11	-	-	Missouri*	2:30 pm	SECN
Feb. 16	-	-	Texas A&M*	6 pm	ESPN/2
Feb. 18	-	-	S. Carolina*	7:30 pm	SECN
Feb. 22	-	-	Tennessee*	5:30 pm	SECN
Feb. 25	-	-	Miss. State*	3 pm	ESPNU
Feb. 28	-	-	Kentucky*	8 pm	ESPN

MARCH

Date	VU	Opp	Opponent	Time	TV/Rec.
Mar. 4	-	-	Florida*	1 pm	ESPN/2

ALL TIMES CENTRAL

RANKINGS: AP/ESPN

*SEC GAME; #Northwestern Mutual Veterans Classic, Annapolis, Md.;

^Continental Tire Las Vegas Invitational, Nashville, Tenn.;

+Sanford Pentagon, Sioux Falls, S.D.; %SEC/Big 12 Challenge;

SECN: SEC Network; SECN+: SEC Network Plus;

CBSSN: CBS Sports Network; TWSC: Time Warner Sports Channel

GAME INFORMATION



2016-17 Record: 2-1
Head Coach: Bryce Drew
Career Record: 126-50 (6)
VU Record: 2-1 (1)

2016-17 LEADERS
Points: M. Fisher-Davis (15.3)
Rebounds: Jeff Roberson (9.7)
Assists: Jeff Roberson (3.0)
Blocks: Luke Kornet (3.0)

SERIES INFORMATION

Series Record: VU leads, 1-0
Last Meeting: Vanderbilt win, 80-68, on Nov. 15, 2011, at Memorial Gym.
Record at Vanderbilt: VU leads, 1-0.
Record at Bucknell: NA
Record at Neutral Site: NA
Coach Drew vs. Bucknell: Coach Drew has never faced Bucknell














2016-17 Record: 2-2
Head Coach: Nathan Davis
Career Record: 160-55 (8)
Bucknell Record: 19-16 (2)

2016-17 LEADERS
Points: Zach Thomas (18.0)
Rebounds: Nana Foulland (7.3)
Assists: Zach Thomas (4.0)
Blocks: Nana Foulland (2.0)

QUICK HITTERS

- ★ Vanderbilt improved to 2-1 on the season after a 75-52 win over Norfolk State in a campus round game of the Continental Tire Las Vegas Invitational. Junior guard Matthew Fisher-Davis led the team with 18 points, junior guard Riley LaChance added 12 points, and junior forward Jeff Roberson added his seventh career double-double with 11 points and 11 rebounds.
- ★ Vanderbilt held the Spartans to 30% from the floor and 18.2% from three. The Commodores also outrebounded Norfolk State, 46-36.
- ★ LaChance, who took over the point guard duties from Wade Baldwin IV after he was drafted by the Memphis Grizzlies in the 2016 NBA draft, scored in double figures for the second time in 19 games (other was vs. Wichita State in First Four, scored 10 points), and his game against the Spartans was his first with three or more threes in a game since making three at Texas A&M last season on March 5. LaChance made three or more threes in five games in 2015-16 and has 17 career games with three threes or more.
- ★ Vanderbilt head coach Bryce Drew is now 2-1 in his Vanderbilt career as head coach.
- ★ For the season, the Commodores are converting on 76.5% of their free throw attempts for the season and are going to the line an average of 28.3 times in their first three games.
- ★ Four Commodores are shooting 45% or better from three so far this season: Matthew Fisher-Davis (45%, 9-20), Riley LaChance (66.7%, 6-9), Nolan Cressler (50%, 3-6), and Clevon Brown (50%, 2-4). Fisher-Davis led the SEC in three-point field goal percentage in 2015-16, converting on 44.6% of his attempts from beyond-the-arc.
- ★ Fisher-Davis leads the team in scoring, averaging 15.3 points per game. Senior center Luke Kornet adds 14.7 points per game and Roberson chips in 10.0 points per game.
- ★ Kornet had four blocks against Norfolk State, the 15th time in his career that he has posted four or more blocks. He led the SEC in blocks a year ago and tied for third nationally, averaging 3.0 per contest.
- ★ Drew takes over the Vanderbilt program after spending five seasons as the head coach of his alma mater, Valparaiso, where he posted a 124-49 record. Drew was a three-time Horizon League Coach of the Year and two-time NABC District 12 Coach of the Year with Valparaiso, where he averaged 25 wins a season, won four regular season championships, and made four postseason appearances, two in the NCAA Tournament and two in the NIT, with the Crusaders.
- ★ The Commodores return nine letterwinners for 2016-17, including three starters, Luke Kornet, Jeff Roberson, Matthew Fisher-Davis, and one other player, Riley LaChance, who has started 57 games in his three-year career.
- ★ In 2015-16, the Commodores finished in a tie for third nationally in three-point field goal percentage defense, limiting opponents to only 29.4% from three. Vanderbilt also finished fifth in field goal percentage defense (38.6%) and ninth in blocks per game (5.5).
- ★ So far this season, Vanderbilt is defending the three ball at a 28.9% clip.
- ★ The 11 SEC wins in 2016 was the most since the Commodores registered 12 in 2009-10, and the 15th time in program history a Vanderbilt team has recorded 11 or more league victories.
- ★ The Commodores made their 14th appearance in the NCAA Tournament and first appearance since 2012 in the 2016 NCAA Tournament when Vanderbilt advanced to the First Four in Dayton.
- ★ Senior Luke Kornet and junior Matthew Fisher-Davis were each named to the All-SEC Preseason second team by the league's coaches last week.

0		<p>CAMRON JUSTICE G ★ 6-3 ★ 180 ★ So. ★ Hindman, Ky.</p> <table border="1"> <thead> <tr> <th>PPG</th> <th>RPG</th> <th>APG</th> <th>SPG</th> <th>BPG</th> <th>MPG</th> </tr> </thead> <tbody> <tr> <td>2.3</td> <td>1.3</td> <td>1.7</td> <td>0.3</td> <td>0.0</td> <td>13.3</td> </tr> </tbody> </table>	PPG	RPG	APG	SPG	BPG	MPG	2.3	1.3	1.7	0.3	0.0	13.3	<p>NOTES: Scored two points and had three assists vs. Marquette...Finished high school career as third-leading scorer (3,588 points) in history of Kentucky High School basketball...As a senior in 2015, he was named the Gatorade POY and Mr. Basketball for the state of Kentucky.</p>	<p>CAREER HIGHS Pts. - 12, at Tenn. (1/20/16) Rebs. - 3, 2x, last vs. Kansas (11/25/15) Ast. - 2, vs. SJU (11/23/15) Min. - 23, vs. Wake Forest (11/24/15)</p>
PPG	RPG	APG	SPG	BPG	MPG											
2.3	1.3	1.7	0.3	0.0	13.3											
1		<p>PAYTON WILLIS G ★ 6-4 ★ 182 ★ Fr. ★ Fayetteville, Ark.</p> <table border="1"> <thead> <tr> <th>PPG</th> <th>RPG</th> <th>APG</th> <th>SPG</th> <th>BPG</th> <th>MPG</th> </tr> </thead> <tbody> <tr> <td>5.0</td> <td>2.3</td> <td>2.0</td> <td>0.7</td> <td>0.0</td> <td>14.7</td> </tr> </tbody> </table>	PPG	RPG	APG	SPG	BPG	MPG	5.0	2.3	2.0	0.7	0.0	14.7	<p>NOTES: Scored a career-high 10 points vs. Belmont.. Had 5 assists and 4 rebounds vs. Norfolk State... 3rd Commodore from the state of Arkansas and first since Ralph Childs played for Vanderbilt in the 1955-56 season.</p>	<p>CAREER HIGHS Pts. - 10, vs. Belmont (11/15/16) Rebs. - 4, vs. Norfolk St. (11/18/16) Ast. - 1, vs. Marquette (11/11/16) Min. - 16, vs. Belmont (11/15/16)</p>
PPG	RPG	APG	SPG	BPG	MPG											
5.0	2.3	2.0	0.7	0.0	14.7											
2		<p>JOE TOYE G/F ★ 6-7 ★ 208 ★ So. ★ Chicago, Ill.</p> <table border="1"> <thead> <tr> <th>PPG</th> <th>RPG</th> <th>APG</th> <th>SPG</th> <th>BPG</th> <th>MPG</th> </tr> </thead> <tbody> <tr> <td>5.3</td> <td>3.7</td> <td>1.3</td> <td>0.0</td> <td>0.0</td> <td>18.7</td> </tr> </tbody> </table>	PPG	RPG	APG	SPG	BPG	MPG	5.3	3.7	1.3	0.0	0.0	18.7	<p>NOTES: Scored eight points vs. Marquette... Attended Whitney Young High School in Chicago, where he was named as First-Team All-City...Averaged 18.0 points, 7.0 rebounds, 2.0 assists, 2.0 steals, and 1.5 blocks as a senior.</p>	<p>CAREER HIGHS Pts. - 10, 2x, vs. Tenn. (3/10/16) Rebs. - 6, vs. Belmont (11/15) Ast. - 2, vs. Norfolk St. (11/18/16) Min. - 23, vs. Tenn. (3/10/16)</p>
PPG	RPG	APG	SPG	BPG	MPG											
5.3	3.7	1.3	0.0	0.0	18.7											
3		<p>LUKE KORNET F ★ 7-1 ★ 250 ★ Sr. ★ Lantana, Texas</p> <table border="1"> <thead> <tr> <th>PPG</th> <th>RPG</th> <th>APG</th> <th>SPG</th> <th>BPG</th> <th>MPG</th> </tr> </thead> <tbody> <tr> <td>14.7</td> <td>5.7</td> <td>1.0</td> <td>0.0</td> <td>3.0</td> <td>24.7</td> </tr> </tbody> </table>	PPG	RPG	APG	SPG	BPG	MPG	14.7	5.7	1.0	0.0	3.0	24.7	<p>NOTES: 7'1 forward/center who finished 3rd in the nation in blocks at 3.0 blocks per game a year ago... Scored 20 points vs. Belmont; made career-high 12 free throws...Had 9 points and 4 blocks vs. Norfolk St...Named to All-SEC Defensive team last year.</p>	<p>CAREER HIGHS Pts. - 24, vs. Tenn. St. (11/23/14) Rebs. - 14, at Tenn. (1/20/16) Ast. - 4, 2x, last vs. S.C. (2/7/15) Min. - 37, vs. Stony Brook (11/19/15)</p>
PPG	RPG	APG	SPG	BPG	MPG											
14.7	5.7	1.0	0.0	3.0	24.7											
5		<p>MATTHEW FISHER-DAVIS G ★ 6-5 ★ 185 ★ Jr. ★ Charlotte, N.C.</p> <table border="1"> <thead> <tr> <th>PPG</th> <th>RPG</th> <th>APG</th> <th>SPG</th> <th>BPG</th> <th>MPG</th> </tr> </thead> <tbody> <tr> <td>15.3</td> <td>2.0</td> <td>1.0</td> <td>0.3</td> <td>0.3</td> <td>27.7</td> </tr> </tbody> </table>	PPG	RPG	APG	SPG	BPG	MPG	15.3	2.0	1.0	0.3	0.3	27.7	<p>NOTES: Scored 18 points vs. Norfolk St...Led SEC in 3-Point FG percentage (.446) in 2015-16; shooting 45% this year... Made 79 threes last year and has 159 in his career...Had first career double double vs. Wofford (10 pts and career-high 11 rebs) last season.</p>	<p>CAREER HIGHS Pts. - 20, 3x, last vs. UK (2/27/16) Rebs. - 11, vs. Wofford (12/19/15) Ast. - 5, at Ole Miss (3/7/15) Min. - 41, at Arkansas (1/5/16)</p>
PPG	RPG	APG	SPG	BPG	MPG											
15.3	2.0	1.0	0.3	0.3	27.7											
11		<p>JEFF ROBERSON F ★ 6-6 ★ 224 ★ Jr. ★ Houston, Texas</p> <table border="1"> <thead> <tr> <th>PPG</th> <th>RPG</th> <th>APG</th> <th>SPG</th> <th>BPG</th> <th>MPG</th> </tr> </thead> <tbody> <tr> <td>10.0</td> <td>9.7</td> <td>3.0</td> <td>0.3</td> <td>0.0</td> <td>30.0</td> </tr> </tbody> </table>	PPG	RPG	APG	SPG	BPG	MPG	10.0	9.7	3.0	0.3	0.0	30.0	<p>NOTES: Registered first double-double of year and 7th of career vs. Norfolk St...Almost averaging a double-double...Finished 5th in SEC in all games in FT% (.833); 2nd in league games (.877) last year...Scored in double figures 21 times in 2015-16.</p>	<p>CAREER HIGHS Pts. - 20, vs. Texas A&M (2/4/16) Rebs. - 13, vs. St. John's (11/23/15) Ast. - 5, vs. Alabama (1/16/16) Min. - 37, vs. Kentucky (2/27/16)</p>
PPG	RPG	APG	SPG	BPG	MPG											
10.0	9.7	3.0	0.3	0.0	30.0											
12		<p>DJERY BAPTISTE C ★ 6-10 ★ 240 ★ R-Fr. ★ Gonaïves, Haiti</p> <table border="1"> <thead> <tr> <th>PPG</th> <th>RPG</th> <th>APG</th> <th>SPG</th> <th>BPG</th> <th>MPG</th> </tr> </thead> <tbody> <tr> <td>5.3</td> <td>3.7</td> <td>0.0</td> <td>0.7</td> <td>1.3</td> <td>12.7</td> </tr> </tbody> </table>	PPG	RPG	APG	SPG	BPG	MPG	5.3	3.7	0.0	0.7	1.3	12.7	<p>NOTES: Backs up Luke Kornet at center position... Scored career-high eight points in win over Belmont... Posted seven points, seven rebounds and five blocks in win over Norfolk St... Speaks four languages...Redshirted last season.</p>	<p>CAREER HIGHS Pts. - 8, vs. Belmont (11/15/16) Rebs. - 7, vs. Norfolk St. (11/18/16) Ast. - Min. - 11, vs. Belmont (11/15/16)</p>
PPG	RPG	APG	SPG	BPG	MPG											
5.3	3.7	0.0	0.7	1.3	12.7											
13		<p>RILEY LACHANCE G ★ 6-2 ★ 192 ★ Jr. ★ Brookfield, Wis.</p> <table border="1"> <thead> <tr> <th>PPG</th> <th>RPG</th> <th>APG</th> <th>SPG</th> <th>BPG</th> <th>MPG</th> </tr> </thead> <tbody> <tr> <td>8.7</td> <td>3.0</td> <td>2.3</td> <td>0.7</td> <td>0.3</td> <td>26.3</td> </tr> </tbody> </table>	PPG	RPG	APG	SPG	BPG	MPG	8.7	3.0	2.3	0.7	0.3	26.3	<p>NOTES: SEC's leading freshmen scorer in 2014-15... Scored in double figures in 36 games career games... Tallied 12 points vs. Norfolk St. and made three three's... Scored career-high 26 points on two occasions (Purdue, Western Carolina) as a freshman.</p>	<p>CAREER HIGHS Pts. - 26, 2x, last vs. W. Carolina (12/16/14) Rebs. - 9, vs. Missouri (2/21/15) Ast. - 8, at Ole Miss (3/7/15) Min. - 42, 2x, last vs. Tenn. (2/11/15)</p>
PPG	RPG	APG	SPG	BPG	MPG											
8.7	3.0	2.3	0.7	0.3	26.3											
15		<p>CLEVON BROWN F ★ 6-8 ★ 219 ★ Fr. ★ San Antonio, Texas</p> <table border="1"> <thead> <tr> <th>PPG</th> <th>RPG</th> <th>APG</th> <th>SPG</th> <th>BPG</th> <th>MPG</th> </tr> </thead> <tbody> <tr> <td>3.7</td> <td>1.7</td> <td>0.0</td> <td>0.0</td> <td>1.0</td> <td>11.3</td> </tr> </tbody> </table>	PPG	RPG	APG	SPG	BPG	MPG	3.7	1.7	0.0	0.0	1.0	11.3	<p>NOTES: Tallied career highs in points (6), rebounds (3), and minutes (16) vs. Norfolk St...Scored five points in career debut vs. Marquette...Ranked as the 9th-best player in the state of Texas by Texas Hoops, and the 126th-ranked player nationally by Rivals.com.</p>	<p>CAREER HIGHS Pts. - 6, vs. Norfolk St. (11/18/16) Rebs. - 3, vs. Norfolk St. (11/18/16) Ast. - Min. -16, vs. Norfolk St. (11/18/16)</p>
PPG	RPG	APG	SPG	BPG	MPG											
3.7	1.7	0.0	0.0	1.0	11.3											
20		<p>PHILLIP MCGLOIN G ★ 6-1 ★ 183 ★ Jr. ★ Washington, D.C.</p> <table border="1"> <thead> <tr> <th>PPG</th> <th>RPG</th> <th>APG</th> <th>SPG</th> <th>BPG</th> <th>MPG</th> </tr> </thead> <tbody> <tr> <td>-</td> <td>-</td> <td>-</td> <td>-</td> <td>-</td> <td>-</td> </tr> </tbody> </table>	PPG	RPG	APG	SPG	BPG	MPG	-	-	-	-	-	-	<p>NOTES: Scored first points of his career on made three vs. Gardner-Webb last season...Made 2nd three of season vs. Wofford...Played in 11 games in 2015-16... Named to SEC Academic Honor Roll in his two seasons with Vanderbilt.</p>	<p>CAREER HIGHS Pts. - 3, 2x, last vs. Wofford (12/19/15) Rebs. - 2, 2x, last vs. Wake (11/24/15) Ast. - 1, vs. Missouri (2/21/15) Min. - 5, vs. Detroit (12/2/15)</p>
PPG	RPG	APG	SPG	BPG	MPG											
-	-	-	-	-	-											
24		<p>NOLAN CRESSLER G ★ 6-4 ★ 210 ★ Sr. ★ Pittsburgh, Pa.</p> <table border="1"> <thead> <tr> <th>PPG</th> <th>RPG</th> <th>APG</th> <th>SPG</th> <th>BPG</th> <th>MPG</th> </tr> </thead> <tbody> <tr> <td>5.0</td> <td>5.7</td> <td>1.7</td> <td>0.3</td> <td>0.0</td> <td>20.7</td> </tr> </tbody> </table>	PPG	RPG	APG	SPG	BPG	MPG	5.0	5.7	1.7	0.3	0.0	20.7	<p>NOTES: Tallied seven points and tied a career-high w/ nine rebounds vs. Marquette...Scored in double figures in 6 games in 2015-16...Transferred to VU from Cornell in spring of '14...Averaged 16.8 points, 4.2 rebounds, and 1.6 assists in his sophomore season with Cornell.</p>	<p>CAREER HIGHS Pts. - 34, vs. Brown (2/22/14) Rebs. - 9, 3x, last vs. Marquette (11/11/16) Ast. - 4, 3x, last vs. G. Webb (11/16/15) Min. - 37, 4x, last vs. Brown (2/22/14)</p>
PPG	RPG	APG	SPG	BPG	MPG											
5.0	5.7	1.7	0.3	0.0	20.7											



IBAS

HENRY
GENE
MOE
CLARENCE

1,632
WINS

SUTTONS

EDDIE
SCOTT
SEAN

1,165
WINS

DREWS

HOMER
SCOTT
BRYCE

1,041
WINS

**ALL-TIME
WINNINGEST COLLEGIATE
COACHING FAMILIES**

The Drew family is the third all-time winningest collegiate coaching family in college basketball history with 1,041 wins.

- Homer Drew - 640**
(Bethel College - 252; IU-South Bend - 17; Valparaiso - 371)
- Scott Drew - 275**
(Valparaiso - 20; Baylor - 255)
- Bryce Drew - 126**
(Valparaiso - 124; Vanderbilt - 2)

ABOUT BUCKNELL

QUICK FACTS

Location Lewisburg, Pa.
Founded 1846
Conference Patriot League
Enrollment 3,600
Nickname Bison
Colors Orange and Blue
Home Arena Sojka Pavilion (4,000)
Athletics Director John P. Hardt

Basketball Staff

Head Coach Nathan Davis
Record Overall 160-55 (8)
Bucknell Record 19-16 (2)
Assistant Coaches Paul Harrison, John Griffin,
 Joe Meehan

- Monday is the second game of the Continental Las Vegas Invitational's campus site contests. Vanderbilt knocked off Norfolk State, 75-52, on Friday in the first game.
- Vanderbilt will play Butler Thursday in Las Vegas.
- The Commodores won the only other meeting between the two schools on Nov. 15, 2011, 80-68, at Memorial Gym.
- Bucknell enters the game with a 2-2 overall record.
- Junior forward Zach Thomas leads the Bison with 18.0 points per game. Center Nana Foulland also adds double digit scoring with 14.3 points per game.
- Bison senior guard John Azzinaro and senior forward D.J. MacLeay both hail from San Antonio, Texas, the hometown of Commodore freshman Clevon Brown.

STAT COMPARISON

	VU 2016-17	BUCKNELL 2016-17
Record	2-1	2-2
Scoring Offense	75.3	71.2
Scoring Defense	71.0	76.5
Scoring Margin	+4.3	-5.2
FG%	.409	.460
FG% Defense	.401	.472
3FG%	.386	.321
3FG% Defense	.289	.447
Free Throw %	.765	.676
Rebounding	41.3	30.3
Rebounding Margin	+5.3	-6.2
Turnovers/game	15.3	14.5
Opponent Turnovers	11.0	15.0
Steals	3.3	8.0
Blocks	6.0	4.3

CENTER U

Vanderbilt has turned into Center University in the last eight seasons, with a center posting double digits in all but one of those seasons. Here's a look at the totals from centers since the 2007-08 season.

- 2007-08** - A.J. Ogilvy - 17.0 ppg
- 2008-09** - A.J. Ogilvy - 15.4 ppg
- 2009-10** - A.J. Ogilvy - 13.4 ppg
- 2010-11** - Festus Ezeli - 13.0 ppg
- 2011-12** - Festus Ezeli - 10.1 ppg
- 2013-14** - Damian Jones - 11.3 ppg
- 2014-15** - Damian Jones - 14.5 ppg
- 2015-16** - Damian Jones - 13.9 ppg

VU Staff Can Score

The Vanderbilt men's basketball staff has combined to score a total of 5,486 collegiate points, with head coach Bryce Drew leading the way with 2,142 points. Here's a breakdown of the staff's scoring totals.

Head Coach Bryce Drew, Valparaiso	2,142
Asst. Coach Casey Shaw, Toledo	1,562
Assoc. Head Coach Roger Powell, Jr., Illinois	1,178
Asst. Coach Jake Diebler, Valparaiso	586
Total	5,468

Kornet Excels in Classroom

Senior center Luke Kornet has been named to the SEC Academic Honor Roll in the three years he has played at Vanderbilt, and also been named a CoSida All-District Academic Selection in his sophomore and junior seasons.

Kornet is double majoring in computer science and mathematics.

Home Openers

Vanderbilt's record in home openers at Memorial Gym - the SEC's oldest basketball facility is in its 65th season - is now 58-7 after Tuesday's 80-66 win over Belmont. The Commodores have won 10 consecutive home openers, dating back to an 86-70 loss to Georgetown on November 15, 2006.

Coach Drew's First Home Game

New head coach Bryce Drew coached his first game at Memorial Gym on Tuesday against Belmont, and was the ninth Vanderbilt basketball coach to open their Commodore career in the facility. A look at career openers at Memorial.

Bob Polk, Dec. 6, 1952 vs. Virginia	W, 90-83
Roy Skinner, Dec. 2, 1958 vs. Sewanee	W, 71-42
Wayne Dobbs, Dec. 1, 1976 vs. Louisville	L, 76-81 (OT)
Richard Schmidt, Nov. 30, 1979 vs. Rice	W, 94-75
C.M. Newton, Dec. 14, 1981, vs. N. Alabama	W, 116-88
Eddie Fogler, Nov. 29, 1989, vs. Tenn. Tech	L, 76-89
Jan van Breda Kolff, Nov. 26, 1993 vs. Penn. St.	W, 83-60
Kevin Stallings, Nov. 23, 1999 vs. Belmont	W, 72-55
Bryce Drew, Nov. 15, 2016 vs. Belmont	W, 80-66

Four with 25+ threes

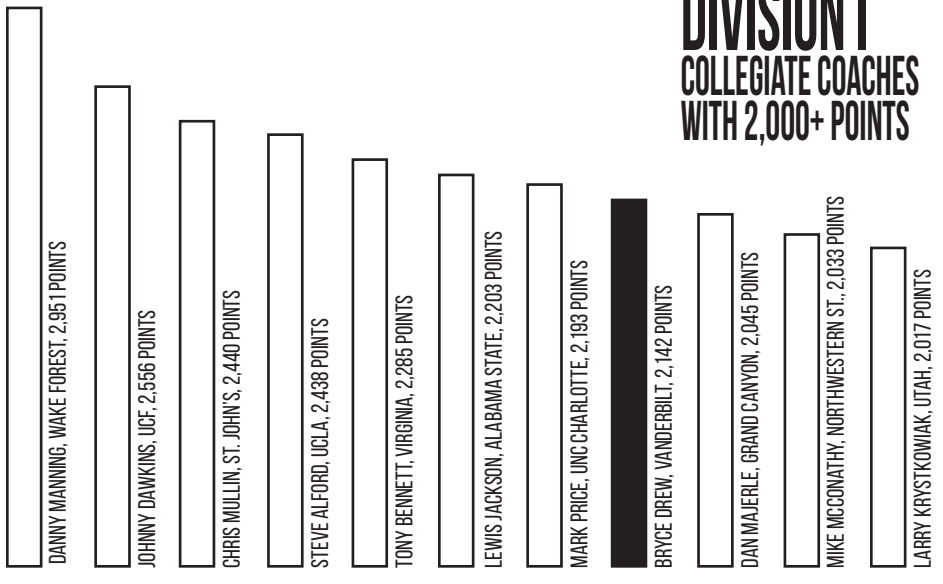
Four returning Commodores made 25 or more threes a year ago, with Matthew Fisher-Davis leading the way with 79. Riley LaChance (43), Jeff Roberson (30), and Luke Kornet (26) also eclipsed the 25 made three mark.

Returning for VU

57.3% of the team's scoring returns from a year ago, along with six players who played 28 or more games and four players who made 19 or more starts.

In fact, the projected starting five (Kornet - 96 games), Fisher-Davis (69), LaChance (71), Roberson (68), and Cressler (92) have combined to play in 396 games.





RAREFIED AIR

Junior forward Jeff Roberson is nearly averaging a double-double in the early goings of the 2016-17 season with 10.0 points and 9.7 rebounds per game. Although it is early in the season, the Commodores have not had a player average a double-double in a season since 1988, when Will Perdue averaged 18.3 points and 10.1 rebounds per game.

The highest rebounding average since Perdue's 1987-88 season was Anthony Williams' 7.9 rebounding average in 2000-01.

Commodores vs. Patriot League

The Commodores have a 13-3 record all-time against the Patriot League. Bucknell will be the only Patriot League team the Commodores face in the regular season this year.

967

Vanderbilt has made a 3-pointer in 967 consecutive games, a streak which began at the inception of the 3-point line in 1986-87. The Commodores rank second only to UNLV for the longest streak in Division I basketball. Vanderbilt, UNLV and Princeton are the only three schools in college basketball to have made at least one 3-pointer in every game played since the 3-point line was implemented.

NBA Commodores

Vanderbilt was one of only three schools (Kentucky, Washington) with two first-round selections in the 2016 NBA Draft when Wade Baldwin IV was drafted 17th by the Memphis Grizzlies and Damian Jones was selected 30th by the Golden State Warriors. Baldwin IV and Jones became the sixth and seventh first-round picks, respectively, in the history of the program, joining Will Perdue in 1988 (11th, Chicago), Jeff Turner in 1984 (7th, New Jersey), Clyde Lee in 1966 (3rd, San Francisco), and John Jenkins (23rd, Atlanta), and Festus Ezeli (30th, Golden State) in 2012.

Memorial Gym close to 1,000

The matchup with Bucknell will be the 990th regular season game played at Memorial Gym.

2015-16 National Statistics

In 2015-16, the Commodores finished in a tie for third nationally in three-point field goal percentage defense, limiting opponents to only 29.4% from three. Vanderbilt also finished fifth in field goal percentage defense (38.6%) and ninth in blocks per game (5.5). Luke Kornet tied for third nationally in blocks, averaging 3.0 per contest.

Commodore Postseason History

The Commodores have been named to 14 NCAA Tournaments and 12 NIT's. Vanderbilt advanced to the Elite 8 in 1965 (field of 23), and the Sweet 16 in 1988, 1993, 2004, and 2007. The Commodores captured the NIT Championship in 1990 and finished runner-up in 1994.

Vanderbilt Coaching History

Bryce Drew is the ninth Commodore basketball coach of the modern era and the 27th all time.

Vanderbilt Basketball History

This is the 114th year of Vanderbilt basketball, with the first season taking place in 1900-01. There were no teams in 1904-05 and 1905-06.



HEAD COACH BRYCE DREW



THE DREW FILE

High School: Valparaiso (Ind.), '94
College: Bachelor of Arts In Sports Management, Valparaiso, '98
Family: Wife, Tara, son Bryson (2)



DREW THROUGH THE YEARS

Year	School	Position	W-L	Conf.	Postseason
2017	Vanderbilt	Head Coach	2-1	-	-
2016	Valparaiso	Head Coach	30-7	16-2	NIT Finals
2015	Valparaiso	Head Coach	28-6	13-3	NCAA Second Round
2014	Valparaiso	Head Coach	18-16	9-7	CollegelInsider.com First Round
2013	Valparaiso	Head Coach	26-8	13-3	NCAA Second Round
2012	Valparaiso	Head Coach	22-12	14-4	NIT First Round
2011	Valparaiso	Assistant Coach	23-12	12-6	CollegelInsider.com First Round
2010	Valparaiso	Assistant Coach	15-17	10-8	-
2009	Valparaiso	Assistant Coach	9-22	5-13	-
2008	Valparaiso	Assistant Coach	22-14	9-9	College Basketball Invite 2nd Rd.
2007	Valparaiso	Assistant Coach	16-15	9-5	-
2006	Valparaiso	Assistant Coach	17-12	8-8	-
2005	Valencia (Spain)	Player	38-14		Champions League Second Round
2004	New Orleans (NBA)	Player	41-41		East 1st round
2003	New Orleans (NBA)	Player	47-35		East 1st round
2002	Charlotte (NBA)	Player	44-38		East Semifinals
2001	Chicago (NBA)	Player	15-67		-
2000	Houston (NBA)	Player	34-48		-
1999	Houston (NBA)	Player	31-19		West 1st round
1998	Valparaiso	Player	23-10	13-3	NCAA Regional Semifinals
1997	Valparaiso	Player	24-7	13-3	NCAA First Round
1996	Valparaiso	Player	22-10	13-5	NCAA First Round
1995	Valparaiso	Player	20-8	14-4	-
Head Coach Totals			126-50	65-19	
Totals at Vanderbilt (Head Coach)			2-1	-	
Totals at Valparaiso (Head Coach)			124-49	65-19	
Totals at Valparaiso (Assistant)			102-92	53-49	
Totals at Valparaiso (playing)			89-35	53-15	
Totals as NBA Player			212-248		

3	Three-time Horizon League Coach of the Year
25	Averaged 25 wins a year in five years at Valparaiso
27	27th coach in Vanderbilt basketball history, and ninth of the modern era.
4	Postseason appearances as a head coach, including two in the NCAA Tournament and two in the NIT.
15	Coached 15 All-Horizon League honorees.
30	Won 30 games with Valparaiso in 2015-16.
2,142	Career points scored at Valparaiso - the most in the program's history. He is also the program's leader in 3-pointers made (364) and assists (626).
2	Two-time NABC District 12 Coach of the Year
6	Played six seasons in the NBA... Two with Houston, one with Chicago, and three with Charlotte/New Orleans
1,000	Scored over 1,000 points in his NBA career.
12	Played alongside 12 NBA All-Stars
3	Played with three players named among the Top 50 NBA Players of All Time - Charles Barkley, Hakeem Olajuwon, and Scottie Pippin
18	Has won 18 or more games each season as a head coach.

VANDERBILT ATHLETIC COMMUNICATIONS

INTERVIEW POLICY

Vanderbilt head coach Bryce Drew and selected Vanderbilt players will be available to the media before practice on a weekly basis during the non-conference season, and bi-weekly during the SEC season.

The times for those media sessions will be emailed to media members in advance of those pre-practice interviews.

Media may photograph the first 20 minutes of practice. All practices are closed to the public.

POSTGAME INTERVIEW POLICY

Vanderbilt head coach Bryce Drew will enter the Memorial Gym interview room after the NCAA-mandated 10-minute cooling off period, and after the visiting team makes an appearance in the interview room.

VUCOMMODORES.COM

The official website of Vanderbilt athletics, vucommo- dore.com, includes pregame notes, season statistics, videos of press conferences and meetings with the media, live stats, twitter feeds, and streaming audio and video of everything that is Commodore athletics.

@VANDYMBB

The official Twitter feed of Vanderbilt men's basketball, follow the latest information and get breaking news on Com- modore basketball.

VU QUICK FACTS

Location Nashville, Tenn.
Founded 1873
Conference Southeastern
Enrollment 6,738
Nickname Commodores
Colors Black and Gold
Home Arena Memorial Gymnasium (14,316)
Chancellor Nicholas Zeppos
Vice Chancellor David Williams II
Faculty Rep. Dr. Susan Wente

Athletic Communications

Men's Basketball SID Andy Boggs
Media Relations Address 2601 Jess Neely Dr.
 Nashville, TN 37212
Office Phone (615) 343-1847
Office Fax (615) 343-7064
E-Mail Andy.Boggs@Vanderbilt.edu

INS AND OUTS

Career Games Played	Player	Games	Starts	Cons. Starts
Luke Kornet	95	43	6	6
Nolan Cressler	91	45	3	3
Riley LaChance	70	58	3	3
Matthew Fisher-Davis	68	42	16	16
Jeff Roberson	67	51	6	6
Joe Toye	32	0	0	0
Camron Justice	30	0	0	0
Philip McGloin	16	0	0	0
Djery Baptiste	3	0	0	0
Clevon Brown	3	0	0	0
Payton Willis	3	0	0	0

Double-Digit Scoring Games

Player	Career (Record)	'16-17	Cons.
Riley LaChance	36 (24-12)	1 (1-0)	1 (1-0)
Luke Kornet	34 (23-11)	2 (1-1)	-
M. Fisher-Davis	30 (20-10)	3 (2-1)	3 (2-1)
Jeff Roberson	22 (17-5)	2 (2-0)	2 (2-0)
Nolan Cressler	42	-	-
Joe Toye	3 (1-2)	-	-
Camron Justice	2 (2-0)	-	-
Payton Willis	1 (1-0)	1 (1-0)	-

Double-Digit Rebounding Games

Player	Career	'16-17	Cons.
Luke Kornet	8 (8-0)	-	-
Jeff Roberson	7 (6-1)	2 (1-1)	1 (1-0)
M. Fisher-Davis	1 (1-0)	-	-

Double-Doubles

Player	Career	'16-17	Cons.
Luke Kornet	5 (5-0)	4 (4-0)	-
Jeff Roberson	6 (6-0)	6 (6-0)	1 (1-0)
Matthew Fisher-Davis	1 (1-0)	1 (1-0)	-

SEC PRESEASON POLL

Preseason Media Poll, Pts

1. Kentucky
2. Florida
3. Texas A&M
4. Georgia
5. Arkansas
- 6. Vanderbilt**
7. Alabama
8. South Carolina
9. Ole Miss
10. Mississippi State
11. Auburn
12. LSU
13. Tennessee
14. Missouri

First Team All-SEC

- Moses Kingsley* – Arkansas, F, Sr.
- J.J. Frazier – Georgia, G, Sr.
- Edrice "Bam" Adebayo – Kentucky, F, Fr.
- De'Aaron Fox – Kentucky, G, Fr.
- Tyler Davis – Texas A&M, C, So.

Second Team All-SEC

- KeVaughn Allen – Florida, G, So.
- Yante Maten – Georgia, F, Jr.
- Isaiah Briscoe – Kentucky, G, So.
- Malik Monk – Kentucky, G, Fr.
- Antonio Blakeney – LSU, G, So.
- Quinnady Weatherspoon – Mississippi State, G, So.

Luke Kornet – Vanderbilt, F, Sr.

SEC Player of the Year: Moses Kingsley, Arkansas

2016-17 TRENDS

Winning Opening Tip	1-1
Losing Opening Tip	1-0
VU Scores First	0-0
Opponent Scores First	2-1
Leading at Halftime	2-1
Trailing at Halftime	0-0
Tied at Halftime	0-0
Leading with Five Minutes Remaining	2-0
Trailing with Five Minutes Remaining	0-1
Tied with Five Minutes Remaining	0-0
Leading with Two Minutes Remaining	2-0
Trailing with Two Minutes Remaining	0-1
Tied with Two Minutes Remaining	0-0
Overtime	0-0
Games Decided by Three Points or Less	0-0
Games Decided by 4-10 Points	0-0
Games Decided by 11-20 Points	1-0
Games Decided by 21-plus Points	1-1
VU Shoots 50% or Better	0-0
VU Shoots 40% or Better	1-0
VU Shoots Lower Than 40%	1-1
Opponent Shoots 50% or Better	0-1
Opponent Shoots 40% or Better	0-1
Opponent Shoots Lower Than 40%	2-0
VU Outshoots Opponent	2-0
VU Outshot by Opponent	0-1
Shoot Same Percentage	0-0
VU Scores 70 Points or More	2-1
VU Scores Less Than 70 Points	0-0
VU Scores 80 Points or More	1-0
VU Scores 90 Points or More	0-0
Opponent Scores 70 Points or More	0-1
Opponent Scores Less Than 70 Points	2-0
Opponent Scores 80 Points or More	0-1
Opponent Scores 90 Points or More	0-1
Makes More 3-Pointers Than Opponent	1-0
Makes Fewer 3-Pointers Than Opponent	0-1
3-Pointers are Equal	1-0
Outrebounded Opponent	2-0
Outrebounded by Opponent	0-1
Rebounds are Equal	0-0
Playing on National TV	1-1
Playing on Regional TV	0-0
Online Only	1-0
Playing on Weekday	2-1
Playing on Weekend	0-0
Game Tips Before 6 p.m. CT (afternoons)	0-1
Game Tips After 6 p.m. CT (evenings)	2-0
In White Uniforms	2-0
In Gold Uniforms	0-0
In Black Uniforms	0-0
In Grey Uniforms	0-1
In November	2-1
In December	0-0
In January	0-0
In February	0-0
In March	0-0
Home	2-0
Neutral	0-1
Away	0-0

Conferences

vs. Non-Conference	2-1
Big East	0-1
Ohio Valley	1-0
MEAC	1-0
Vs. SEC	0-0

Lineups

Kornet, Roberson, Fisher-Davis, LaChance, Cressler 2-1



LAST TIME OUT

BOX SCORE VS. NORFOLK STAT



Official Basketball Box Score -- Game Totals -- Final Statistics
Norfolk State vs Vanderbilt
 11/18/16 7 p.m. at Nashville, Tenn. (Memorial Gym)



Norfolk State 52 • 2-2

##	Player	f/c/g	Total			3-Ptr			Rebounds			PF	TP	A	TO	Bk	Stl	Min
			FG-FGA	FT-FTA	3FG-FGA	Off	Def	Tot										
22	LONG, Alex	f	1-9	0-0	1-2	2	3	5	3	3	0	3	0	0	0	0	20	
05	GELLINEAU, Bryan	c	0-1	0-0	0-0	0	1	1	3	0	0	4	1	0	0	12		
02	ROBINSON, Zaynah	g	2-8	0-1	2-2	0	2	2	1	6	1	0	0	1	30			
03	WADE, Jonathan	g	6-14	1-4	7-9	2	6	8	2	20	0	2	0	1	36			
04	GOSS, Micah	g	1-6	1-4	0-0	0	1	1	1	3	0	0	0	0	16			
00	WARD, Carrington		2-10	0-1	0-0	1	2	3	0	4	1	1	0	1	22			
13	ALLEN, Stavian		0-0	0-0	0-0	0	2	2	3	0	0	0	0	0	8			
20	BROWN, Alex		0-1	0-0	0-0	0	0	0	0	0	0	0	0	0	7			
24	WILLIAMS, Kyle		0-1	0-1	0-0	0	0	0	0	0	0	0	0	0	11			
44	ROBINSON, Dan		3-5	0-0	1-1	3	1	4	4	7	0	0	0	0	22			
45	BUTLER, Jordan		3-5	0-0	3-6	2	2	4	4	9	0	2	0	0	16			
Team						3	3	6										
Totals			18-60	2-11	14-20	13	23	36	21	52	2	12	1	3	200			

FG % 1st Half: 9-31 29.0% 2nd half: 9-29 31.0% Game: 18-60 30.0% Deadball Rebounds 2
 3FG % 1st Half: 2-5 40.0% 2nd half: 0-6 0.0% Game: 2-11 18.2%
 FT % 1st Half: 8-11 72.7% 2nd half: 6-9 66.7% Game: 14-20 70.0%

Vanderbilt 75 • 2-1

##	Player	f/c/g	Total			3-Ptr			Rebounds			PF	TP	A	TO	Bk	Stl	Min
			FG-FGA	FT-FTA	3FG-FGA	Off	Def	Tot										
11	ROBERSON, Jeff	f	2-8	1-4	6-6	5	6	11	3	11	3	3	0	0	24			
03	KORNET, Luke	c	2-5	0-0	5-6	1	4	5	1	9	0	1	4	0	22			
05	FISHER-DAVIS, Matthe	g	5-12	4-9	4-4	0	3	3	3	18	2	0	1	1	27			
13	LACHANCE, Riley	g	4-7	3-5	1-1	0	4	4	3	12	1	3	0	2	22			
24	CRESSLER, Nolan	g	1-5	1-3	0-0	1	2	3	2	3	1	0	0	0	15			
00	JUSTICE, Camron		1-4	0-2	0-0	0	1	1	0	2	2	0	0	0	15			
01	WILLIS, Payton		1-4	0-1	0-0	2	2	4	1	2	5	3	0	0	20			
02	TOYE, Joe		1-3	0-1	3-4	1	2	3	2	5	2	0	0	0	21			
12	BAPTISTE, Djery		2-4	0-0	3-6	4	3	7	3	7	0	2	3	1	18			
15	BROWN, Clevon		2-4	1-3	1-1	0	3	3	1	6	0	0	1	0	16			
Team						1	1	2			1							
Totals			21-56	10-28	23-28	15	31	46	19	75	16	13	9	4	200			

FG % 1st Half: 9-30 30.0% 2nd half: 12-26 46.2% Game: 21-56 37.5% Deadball Rebounds 2,2
 3FG % 1st Half: 5-17 29.4% 2nd half: 5-11 45.5% Game: 10-28 35.7%
 FT % 1st Half: 14-16 87.5% 2nd half: 9-12 75.0% Game: 23-28 82.1%

Officials: Mike Nance, Karl Hess, Glenn Tuitt
 Technical fouls: Norfolk State-None. Vanderbilt-None.
 Attendance: 8205

Score by periods	1st	2nd	Total
Norfolk State	28	24	52
Vanderbilt	37	38	75

Points	In	Off	2nd	Fast	Bench
NSUM	26	13	13	2	20
VU	22	13	10	6	22

Last FG - NSUM 2nd-01:34, VU 2nd-01:52.
 Largest lead - NSUM by 3 1st-19:27, VU by 24 2nd-01:52.
 NSUM led for 06:42. VU led for 31:52. Game was tied for 01:26.

Score tied - 2 times.
 Lead changed - 7 times.

RECAP

NASHVILLE (AP) -- Matthew Fisher-Davis scored 18 points, including four 3-pointers, and Riley LaChance added 12 in Vanderbilt's 75-52 win over Norfolk State in the on-campus portion of the Las Vegas Invitational on Friday night.

Jeff Roberson grabbed 11 rebounds and scored 11 points for the Commodores (2-1), who hit 10 of 28 from 3-point range. e NAIA to the NCAA. Only Duke has more.

Norfolk State (2-2) lost to a Southeastern Conference team for the second time in a week, including a 78-74 defeat at Mississippi State on Nov. 11.

Jonathan Wade remained hot for the Spartans with 20 points and seven rebounds. Wade scored a career-high 34 points in Tuesday's 91-55 rout of Elizabeth City State.

The Spartans made only 30 percent of their shots from the floor, hitting 18 of 60.

Norfolk State led by three points before Vanderbilt went on a 10-0 run to take a 32-25 lead on LaChance's 3-pointer with 3:26 left in the first half.

The Commodores missed their first six shots from the floor, but hit 14 of 16 foul shots in the first 20 minutes to help them go on top 37-28 at halftime.

BIG PICTURE

Norfolk State: The Spartans weren't able to contain Fisher-Davis and LaChance, and their perimeter defense couldn't stop the Commodores' 3-point shooters. Vandy hit 10 treys, Norfolk State was 2 of 11.

Vanderbilt: The Commodores have found a rhythm in the past two home wins under first-year coach Bryce Drew, who spent the previous five seasons at his alma mater, Valparaiso. Vanderbilt passed the ball crisply with 16 assists, compared to two for Norfolk State.

Notes:

- ★ Jeff Roberson posted the sixth double-double of his career with 11 points and 11 rebounds
- ★ Matthew Fisher-Davis scored 18 points and shot 4-9 from 3-point range
- ★ Norfolk State led 25-22 with 5:13 remaining in the first half, but Vanderbilt closed the half on a 15-3 run to take a 37-28 lead into halftime.
- ★ The lead changed hands seven times in the first half, but a Matthew Fisher 3-pointer gave the Commodores a 27-25 lead with 4:19 remaining in the first half and the Spartans never reclaimed the lead from there.
- ★ Riley LaChance scored the Commodores first 9 points of the second half, including a four-point play after he was fouled on a made 3-pointer and converted the following free throw with 18:57 left in the second half.
- ★ Vanderbilt shot 23-28 (82%) from the free throw line vs. Norfolk State. The Commodores have attempted at least 26 free throws in every game so far this season.
- ★ Vanderbilt out-assisted Norfolk State by a margin of 16-2.
- ★ Jeff Roberson made a 3-point field goal with 15:50 remaining in the first half to extend Vanderbilt's streak to 967 consecutive games with a made 3-pointer.
- ★ Vanderbilt's defense held Norfolk State to just 18-60 (30%) shooting from the floor and 2-11 (18%) from beyond the perimeter.



Official Basketball Box Score - Game Totals - Final Statistics
Vanderbilt vs Marquette
 11/11/16 6:37 PM at Annapolis, Md. (Alumni Hall)



Vanderbilt 71 • 0-1

#	Player	Total			3-Ptr			Rebounds			PF	TP	A	TO	Blk	Stl	Min
		FG	FGA	FT	FTA	FG	FGA	FT	FTA	Off							
03	KORNET, Luke	f	4-9	1-4	6-6	0	5	5	3	15	1	3	2	0	23		
11	ROBERSON, Jeff	f	3-11	1-4	2-2	4	6	10	0	9	2	5	0	1	33		
05	FISHER-DAVIS, Matthe	g	4-10	2-5	2-2	0	0	0	12	1	4	0	0	22			
13	LACHANCE, Riley	g	3-5	2-3	1-2	0	2	2	0	9	2	1	1	0	33		
24	CRESSLER, Nolan	g	3-8	1-1	0-0	3	6	9	1	7	1	3	0	0	19		
00	JUSTICE, Camron	g	1-5	0-3	0-0	0	2	2	0	2	3	1	0	1	19		
01	WILLIS, Payton	g	1-3	0-1	1-6	1	1	2	0	3	1	0	0	1	8		
02	TOYE, Joe	g	2-4	0-2	4-6	1	1	2	1	8	2	1	0	0	21		
12	BAPTISTE, Djery	g	0-1	0-0	1-2	0	1	1	4	1	0	0	1	1	9		
15	BROWN, Clevon	g	2-2	1-1	0-0	1	1	2	1	5	0	1	1	0	13		
Team						1	1	2									
Totals			23-58	8-24	17-26	11	26	37	10	71	13	19	5	4	200		

FG % 1st Half: 14-33 42.4% 2nd half: 9-25 36.0% Game: 23-58 39.7% Deadball Rebounds 4
 3FG % 1st Half: 5-13 38.5% 2nd half: 3-11 27.3% Game: 8-24 33.3%
 FT % 1st Half: 7-10 70.0% 2nd half: 10-16 62.5% Game: 17-26 65.4%

Marquette 95 • 1-0

#	Player	Total			3-Ptr			Rebounds			PF	TP	A	TO	Blk	Stl	Min
		FG	FGA	FT	FTA	FG	FGA	FT	FTA	Off							
40	FISCHER, Luke	c	7-9	0-0	4-4	3	4	7	3	18	3	0	3	2	32		
00	HOWARD, Markus	g	0-2	0-0	0-0	0	0	0	4	0	2	1	0	0	11		
22	REINHARDT, Katin	g	4-14	1-6	0-0	0	4	4	1	9	3	2	0	2	26		
23	JOHNSON, Jajuan	g	9-13	3-5	0-0	1	3	4	3	21	3	1	1	6	29		
25	CHEATHAM, Haanif	g	6-11	3-5	0-0	0	6	6	1	15	3	1	0	2	28		
01	WILSON, Duane	g	4-6	1-2	0-0	0	3	3	1	9	0	2	0	0	14		
05	COHEN III, Sandy	g	0-1	0-0	0-0	1	1	2	1	0	0	2	0	0	5		
10	HAUSER, Sam	g	5-8	4-7	0-0	1	2	3	2	14	1	0	0	1	19		
12	HELDT, Matt	g	1-1	0-0	0-1	0	1	1	4	2	0	2	0	0	3		
21	CARTER, Traci	g	3-6	1-3	0-0	3	1	4	2	7	5	0	0	0	19		
30	ROWSEY, Andrew	g	0-3	0-3	0-0	0	2	2	1	0	2	0	0	0	14		
Team						1	2	3									
Totals			39-74	13-31	4-5	10	29	39	23	95	22	12	4	13	200		

FG % 1st Half: 16-35 45.7% 2nd half: 23-39 59.0% Game: 39-74 52.7% Deadball Rebounds 0
 3FG % 1st Half: 3-12 25.0% 2nd half: 10-19 52.6% Game: 13-31 41.9%
 FT % 1st Half: 4-5 80.0% 2nd half: 0-0 0.0% Game: 4-5 80.0%

Officials: Michael Stephens, James Breeding, Les Jones
 Technical fouls: Vanderbilt-None. Marquette-None.
 Attendance: 2016 Veterans Classic

Score by periods	1st	2nd	Total
Vanderbilt	40	31	71
Marquette	39	56	95

Points	In	Off	2nd	Fast	Bench
	Paint	T/O	Chance	Break	
VU	22	11	9	2	19
MU	44	35	19	19	32

Last FG - VU 2nd-00:00, MU 2nd-01:35.
 Largest lead - VU by 1 1st-00:25, MU by 32 2nd-03:51.
 VU led for 01:23. MU led for 35:25. Game was tied for 03:12.

Score tied - 5 times.
 Lead changed - 2 times.



Official Basketball Box Score - Game Totals - Final Statistics
Belmont vs Vanderbilt
 11/15/16 8 p.m. at Nashville, Tenn. (Memorial Gym)



Belmont 66 • 0-1

#	Player	Total			3-Ptr			Rebounds			PF	TP	A	TO	Blk	Stl	Min
		FG	FGA	FT	FTA	FG	FGA	FT	FTA	Off							
32	EKEKEZE, Amanze	f	7-10	3-5	1-1	1	4	5	4	18	1	1	0	0	26		
35	BRADDS, Evan	f	6-15	1-2	6-10	1	7	8	2	19	1	1	1	1	31		
01	LUKE, Austin	g	2-7	1-6	0-0	0	3	3	2	5	6	0	0	1	29		
03	WINDLER, Dylan	g	3-5	1-3	0-0	4	2	6	2	7	2	0	1	0	28		
20	BARNETTE, Taylor	g	3-15	3-13	2-2	1	3	4	3	11	2	3	0	0	35		
02	SMITH, Nick	g	1-6	0-5	0-0	1	0	1	4	2	0	0	0	1	17		
11	MCCLAIN, Kevin	g	2-8	0-5	0-0	1	0	1	2	4	3	2	0	0	15		
21	SAMPSON, Burton	g	0-1	0-1	0-0	0	0	0	0	0	0	0	0	0	8		
24	BENKERT, Michael	g	0-0	0-0	0-0	1	1	2	0	0	0	0	0	1	5		
31	LESTER, Josh	g	0-0	0-0	0-0	0	0	0	1	0	0	0	0	0	0+		
41	HADDEN, Tyler	g	0-1	0-1	0-0	0	0	0	3	0	0	0	0	0	4		
50	ADELSPERGER, Seth	g	0-0	0-0	0-0	0	1	1	0	0	0	0	0	0	2		
Team						0	2	2									
Totals			24-68	9-41	9-13	10	23	33	23	66	15	9	2	4	200		

FG % 1st Half: 9-30 30.0% 2nd half: 15-38 39.5% Game: 24-68 35.3% Deadball Rebounds 3
 3FG % 1st Half: 1-18 5.6% 2nd half: 8-23 34.8% Game: 9-41 22.0%
 FT % 1st Half: 2-2 100.0% 2nd half: 7-11 63.6% Game: 9-13 69.2%

Vanderbilt 80 • 1-1

#	Player	Total			3-Ptr			Rebounds			PF	TP	A	TO	Blk	Stl	Min
		FG	FGA	FT	FTA	FG	FGA	FT	FTA	Off							
03	KORNET, Luke	f	4-9	0-0	12-16	2	5	7	1	20	2	3	3	0	29		
11	ROBERSON, Jeff	f	4-8	2-4	0-0	2	6	8	5	10	4	1	0	0	33		
05	FISHER-DAVIS, Matthe	g	4-10	3-6	5-5	0	3	3	0	16	0	2	0	0	34		
13	LACHANCE, Riley	g	1-3	1-1	2-2	0	3	3	0	5	4	1	0	0	24		
24	CRESSLER, Nolan	g	2-5	1-2	0-0	1	4	5	3	5	3	0	0	1	28		
00	JUSTICE, Camron	g	1-2	1-1	0-0	0	1	1	0	3	0	1	0	0	6		
01	WILLIS, Payton	g	3-5	1-3	3-4	1	0	1	1	10	0	2	0	1	16		
02	TOYE, Joe	g	1-3	0-1	1-2	0	6	6	0	3	0	1	0	0	14		
12	BAPTISTE, Djery	g	3-5	0-0	2-2	0	3	3	4	8	0	2	0	0	11		
15	BROWN, Clevon	g	0-0	0-0	0-0	0	0	0	1	0	0	0	1	0	5		
Team						1	3	4									
Totals			23-50	9-18	25-31	7	34	41	15	80	13	14	4	2	200		

FG % 1st Half: 14-26 53.8% 2nd half: 9-24 37.5% Game: 23-50 46.0% Deadball Rebounds 3,1
 3FG % 1st Half: 6-9 66.7% 2nd half: 3-9 33.3% Game: 9-18 50.0%
 FT % 1st Half: 2-4 50.0% 2nd half: 23-27 85.2% Game: 25-31 80.6%

Officials: Olandis Poole, Bart Lenox, Jason Baker
 Technical fouls: Belmont-None. Vanderbilt-None.
 Attendance: 9116

Score by periods	1st	2nd	Total
Belmont	21	45	66
Vanderbilt	36	44	80

Points	In	Off	2nd	Fast	Bench
	Paint	T/O	Chance	Break	
BEL	28	8	7	2	6
VU	24	3	12	3	24

Last FG - BEL 2nd-00:56, VU 2nd-01:17.
 Largest lead - BEL by 2 1st-19:45, VU by 16 1st-01:41.
 BEL led for 00:15. VU led for 39:30. Game was tied for 00:15.

Score tied - 0 times.
 Lead changed - 1 time.



Official Basketball Box Score - Game Totals - Final Statistics
Norfolk State vs Vanderbilt
 11/18/16 7 p.m. at Nashville, Tenn. (Memorial Gym)



Norfolk State 52 • 2-2

#	Player	Total			3-Ptr			Rebounds			PF	TP	A	TO	Blk	Stl	Min
		FG	FGA	FT	FTA	FG	FGA	FT	FTA	Off							
22	LONG, Alex	f	1-9	0-0	1-2	2	3	5	3	3	0	3	0	0	20		
05	GELLINEAU, Bryan	c	0-1	0-0	0-0	0	1	1	3	0	0	4	1	0	12		
02	ROBINSON, Zaynah	g	2-8	0-1	2-2	0	2	2	1	6	1	0	0	1	30		
03	WADE, Jonathan	g	6-14	1-4	7-9	2	6	8	2	20	0	2	0	1	36		
04	GOSS, Micah	g	1-6	1-4	0-0	0	1	1	1	3	0	0	0	0	16		
00	WARD, Carrington	g	2-10	0-1	0-0	1	2	3	0	4	1	1	0	1	22		
13	ALLEN, Stavian	g	0-0	0-0	0-0	0	2	2	3	0	0	0	0	0	8		
20	BROWN, Alex	g	0-1	0-0	0-0	0	0	0	0	0	0	0	0	0	7		
24	WILLIAMS, Kyle	g	0-1	0-1	0-0	0	0	0	0	0	0	0	0	0	11		
44	ROBINSON, Dan	g	3-5	0-0	1-1	3	1	4	4	7	0	0	0	0	22		
45	BUTLER, Jordan	g	3-5	0-0	3-6	2	2	4	4	9	0	2	0	0	16		
Team						3	3</										

2016-17 Roster

No.	Name	Pos.	Ht.	Wt.	Cl.-Yr	Hometown (Previous School)
0	Camron Justice	G	6-3	180	So. - 2nd	Hindman, Ky. (Knott County Central)
1	Payton Willis	G	6-4	182	Fr. - 1st	Fayetteville, Ark. (Fayetteville)
2	Joe Toye	G/F	6-7	208	So. - 2nd	Chicago, Ill. (Whitney Young)
3	Luke Kornet	F	7-1	250	Sr. - 4th	Lantana, Texas (Liberty Christian)
5	Matthew Fisher-Davis	G	6-5	185	Jr. - 3rd	Charlotte, N.C. (Butler)
11	Jeff Roberson	F	6-6	224	Jr. - 3rd	Houston, Texas (The Kinkaid School)
12	Djery Baptiste	C	6-10	240	R-Fr. - 2nd	Gonaives, Haiti (Prestonwood Christian (Texas))
13	Riley LaChance	G	6-2	192	Jr. - 3rd	Brookfield, Wis. (Brookfield Central)
14	Larry Austin, Jr.	G	6-2	175	R-So. - 3rd	Springfield, Ill. (Xavier University/Lanphier)
15	Clevon Brown	F	6-8	219	Fr. - 1st	San Antonio, Texas (Churchill)
20	Phillip McGloin	G	6-1	183	Jr. - 3rd	Washington, D.C. (Mercersburg Academy)
24	Nolan Cressler	G	6-4	210	R-Sr. - 5th	Pittsburgh, Pa. (Cornell/Plum)

COACHING STAFF

Head Coach..... **Bryce Drew** (Valparaiso, 1998) - 1st
 Associate Head Coach..... **Roger Powell** (Illinois, 2005) - 1st
 Assistant Coach..... **Jake Diebler** (Valparaiso, 2009) - 1st
 Assistant Coach..... **Casey Shaw** (Toledo, 1998) - 1st
 Director of Recruiting/Player Personnel.. **Omar Mance** (Rice, 2003) - 1st
 Director of Operations..... **Luke Simons** (Purdue, 2005) - 1st
 Director of Basketball Admin./Video Coord. **Matt Olinger** (Liberty, 2007) - 1st

SUPPORT STAFF

Athletic Communications Dir. **Andy Boggs** (Florida State, 1998)
 Academic Support..... **Neal Clark** (Kentucky, 1992)
 Athletic Trainer..... **Shannon Gordon** (Indiana State, 1992)
 Strength and Conditioning..... **Jeremy Anderson** (Liberty, 2011)

PRONUNCIATION GUIDE

Djery Baptiste..... **Jerry - Bap-TEEST**
 Luke Kornet **Kor-NET**
 Jeff Roberson..... **ROE-ber-son**
 Joe Toye **TOY**
 Clevon Brown..... **CLEE-von**
 Jake Diebler..... **DEEB-ler**

ROSTER BY CLASS

Seniors (2)
Luke Kornet..... Lantana, Texas
Nolan Cressler..... Pittsburgh, Pa.

Juniors (4)
Matthew Fisher-Davis..... Charlotte, N.C.
Riley LaChance..... Brookfield, Wisc.
Phillip McGloin..... Washington, D.C.
Jeff Roberson..... Houston, Texas

Sophomores (3)
Larry Austin, Jr...... Springfield, Ill.
Camron Justice..... Hindman, Ky.
Joe Toye..... Chicago, Ill.

Freshman (3)
Djery Baptiste..... Gonaives, Haiti
Clevon Brown..... San Antonio, Texas
Payton Willis..... Fayetteville, Ark.

MEMORIAL MAGIC - THE HOME TO VANDERBILT HOOPS SINCE 1952

HISTORIC MEMORIAL GYMNASIUM IN 65TH SEASON

Storied Memorial Gymnasium is in its 65th season as the host venue of Vanderbilt basketball. The SEC's most historic hoops setting has played host to more than 950 men's contests as well as the 1984 and 1991 SEC Tournaments and 40 men's and women's NCAA Tournament contests (since the early 1980s).

As the oldest gymnasium in the SEC, Memorial Gymnasium is renowned for its end zone benches, raised floor and unique atmosphere. It was dedicated in 1952 as a memorial to all Vanderbilt men and women who served in World War II. It was built by the late master architect Edwin Keeble, who was commissioned to build a combination gymnasium/concert hall.

.782	All-time winning percentage at Memorial Gym (774-215).
.898	Winning percentage against non-conference opponents since 1990 (204-23).
6	Undefeated seasons at home.

Winningest Coaches at Memorial Gymnasium

Coach	Yrs	Record
1. Kevin Stallings (2000-16)	17	226-65
2. Roy Skinner (1959, 1962-76)	16	181-41
3. Bob Polk (1948-58, 1960-61)	8	96-15
4. C.M. Newton (1982-89)	8	91-37
5. Jan van Breda Kolff (1994-99)	6	75-20
6. Eddie Fogler (1990-93)	4	54-12

Coach Drew at Memorial Gymnasium

Coach	Yr	Record
Bryce Drew	2016-17	2-0

ANNUAL ATTENDANCE FIGURES

Year	All Games	Attendance	Average	NCAA Rank	SEC Games	SEC Attendance	Average
2016-17	2	17,321	8,660	-	-	-	-
2015-16	16	178,167	11,135	36	9	107,318	11,924
2014-15	19	168,377	8,862	51	9	88,830	9,870
2013-14	16	152,539	9,534	45	9	92,455	10,273
2012-13	15	159,557	10,637	36	9	100,986	11,221
2011-12	18	246,561	13,698	18	8	112,368	14,046
2010-11	17	234,632	13,802	18	8	114,346	14,293
2009-10	16	217,965	13,623	21	8	113,539	14,192
2008-09	17	225,686	13,276	25	8	112,833	14,104
2007-08	19	254,954	13,418	22	8	113,713	14,214
2006-07	17	204,511	12,030	31	8	109,043	13,630
2005-06	16	195,159	12,197	24	8	108,258	13,532
2004-05 [^]	19	191,678	10,088	43	8	105,357	13,170
2003-04	17	192,301	11,312	33	8	106,990	13,374
2002-03	16	153,123	9,570	46	8	96,906	12,113
2001-02	17	150,325	8,843	50	8	93,873	11,734
2000-01	19	186,468	9,814	45	8	102,055	12,757
1999-00*	18	197,770	10,987	30	8	106,741	13,343
1998-99	16	192,538	12,034	26	8	106,128	13,266
1997-98	16	213,974	13,373	21	8	117,819	14,727
1996-97	16	207,771	12,986	25	8	120,214	15,027
1995-96	18	226,354	12,575	28	8	112,996	14,125
1994-95	13	183,042	14,080	17	8	118,932	14,867
1993-94	16	223,997	14,000	15	8	121,345	15,168
1992-93	14	212,156	15,154	11	8	122,536	15,317
1991-92	17	210,585	12,387	29	8	115,104	14,388
1990-91	16	214,638	13,415	19	9	133,482	14,831
1989-90	19	259,992	13,684	18	9	136,136	15,126
1988-89	15	224,657	14,977	13	9	137,212	15,246
1987-88	16	223,747	13,984	14	9	138,393	15,377
1986-87	17	226,343	13,314	14	9	130,854	14,539
1985-86	15	200,806	13,387	14	9	128,059	14,229
1984-85	16	194,390	12,149	17	9	122,514	13,613
1983-84	18	249,292	13,850	10	9	135,546	15,050
1982-83	17	237,584	13,976	9	9	135,418	15,046
1981-82	14	202,225	14,445	9	9	131,699	14,633
1980-81	15	227,478	15,165	9	9	136,436	15,160
1979-80	15	228,029	15,202	5	9	138,754	15,417
1978-79	14	215,330	15,380	5	9	139,930	15,547
1977-78	14	207,375	14,813	5	9	134,232	14,915
1976-77	15	211,966	14,131	4	9	149,108	16,568
1975-76	13	180,901	13,915	-	9	135,375	15,042
1974-75	12	178,527	14,877	-	9	134,304	14,923
1973-74	12	182,728	15,227	-	9	140,252	15,584
1972-73	12	173,567	14,464	-	9	131,193	14,577
1971-72	12	156,778	13,065	-	9	120,172	13,352
1970-71	12	170,634	14,220	-	9	130,260	14,473
1969-70	12	176,763	14,730	-	9	135,745	14,861
1968-69	12	126,896	10,575	-	9	95,300	10,589
1967-68	12	129,722	10,810	-	9	96,274	10,697
1966-67	12	105,492	8,791	-	9	79,173	8,797
1965-66	12	106,022	8,835	-	9	62,368	8,910
1964-65	12	98,821	8,235	-	9	65,712	8,214
1963-64	12	84,827	7,069	-	6	35,684	5,947
1962-63	12	75,261	6,272	-	6	46,183	6,598
1961-62	13	73,640	5,665	-	8	47,357	5,920
1960-61	13	74,187	5,707	-	7	45,549	6,507
1959-60	14	76,199	5,443	-	8	46,064	5,758

[^] First year capacity increased from 14,168 to 14,316; * First year capacity decreased from 15,311 to 14,168



**VANDERBILT BASKETBALL
QUICK HITTERS**

- This is the 114th year of Vanderbilt basketball, with the first season taking place in 1900-01. There were no teams in 1904-05 and 1905-06.
- The Commodores have been named to 14 NCAA Tournaments and 12 NIT's. Vanderbilt advanced to the Elite 8 in 1965 (field of 23), and the Sweet 16 in 1988, 1993, 2004, and 2007. The Commodores captured the NIT Championship in 1990 and finished runner-up in 1994.
- The Commodores are a charter member of the SEC, with the 2016-17 season being the 83rd year in the conference.
- Vanderbilt is the only private institution in the SEC with the lowest enrollment of any of the 14 schools (6,738).
- Vanderbilt's Perry Wallace became the first African-American scholarship basketball player in the SEC when he took the court in 1967.
- The Commodores have 44 career 1,000-point scorers, with Shan Foster (2004-08) the all-time leading scorer with 2,011 career points.
- Vanderbilt has had 12 All-Americans since 1950. They are: Billy Joe Adcock (1950), Clyde Lee (1965), Tom Hagan (1969), Jan van Breda Kolff (1974), Will Perdue (1988), Billy McCaffrey (1993), Dan Langhi (2000), Matt Freije (2004), Derrick Byars (2007), Shan Foster (2008), and John Jenkins (2011).
- Vanderbilt had two players selected in the 2016 NBA Draft - Wade Baldwin IV, Memphis, 17th pick and Damian Jones, Golden State 30th pick - one of only three schools with two or more players drafted in the first round. In all, 37 Vanderbilt players have been selected in the NBA Draft since 1950.
- The Commodores had three players drafted in the first 31 picks of the 2012 NBA Draft - John Jenkins, Atlanta, 23rd pick, Festus Ezeli, Golden State, 30th pick, Jeffery Taylor, Charlotte, 31st pick - the most by the Commodores in one draft.
- The Commodores ended a 61-year SEC Tournament drought in 2012 by claiming the tournament championship in New Orleans, the team's first SEC tournament championship since 1951.
- Kevin Stallings is the winningest coach in Vanderbilt history with 322 total victories (17 years, 322-220).
- All three of the university's top all-time scorers played for Kevin Stallings (Foster, Jeffery Taylor, Matt Freije). John Jenkins, who is 10th on the list, also played for him.
- Vanderbilt's intercollegiate athletics teams are nicknamed the Commodores, in honor of the nickname given to founder Cornelius Vanderbilt, who made his fortune in shipping. Vanderbilt donated \$1 million to begin "Central University" in 1875 - the campus was later renamed for Cornelius because of his generosity. Cornelius never stepped foot on the campus that bears his namesake.

SEC STANDINGS

2016-17 SEC STANDINGS (11/17)

	SEC	Pct.	All	Pct.
Kentucky	0-0	.000	3-0	1.000
South Carolina	0-0	.000	3-0	1.000
Arkansas	0-0	.000	2-0	1.000
Auburn	0-0	.000	2-0	1.000
Florida	0-0	.000	2-0	1.000
LSU	0-0	.000	2-0	1.000
Ole Miss	0-0	.000	2-0	1.000
Miss. State	0-0	.000	1-0	1.000
Missouri	0-0	.000	1-0	1.000
Texas A&M	0-0	.000	1-0	1.000
Alabama	0-0	.000	1-1	.500
Georgia	0-0	.000	1-1	.500
Tennessee	0-0	.000	1-1	.500
Vanderbilt	0-0	.000	1-1	.500

SEC STATS

VU TEAM SEC RANKINGS (11/17)

Category	All
Scoring	11th (75.5)
Scoring Defense	12th (80.5)
Scoring Margin	14th (-5.0)
FT%	4th (.737)
FG%	11th (.426)
FG% Defense	12th (.444)
3FG%	6th (.405)
3FG% Defense	7th (.306)
3FG Made	5th (8.5)
Rebound Margin	T-9th (+3.0)
Blocks	T-12th (4.5)
Assists	11th (13.0)
Steals	14th (3.0)
Turnover Margin	14th (-6.0)
Assist/TO Ratio	13th (0.8)

VU INDIVIDUAL SEC RANKINGS (11/17)

Matthew Fisher-Davis	Total
FT%	T-1st (1.00)
3FG Made	T-10th (2.5)
Luke Kornet	Total
Scoring	T-8th (17.5)
Blocks	T-6th (2.5)
Riley LaChance	Total
A/TO Ratio	9th (3.0)
Jeff Roberson	Total
Rebounding	T-4th (9.0)
Minutes Played	T-3rd (33.0)



THE LAST TIME...

VANDERBILT INDIVIDUALS

Scoring:

Scored 25 points – Damian Jones (27), at Florida, 2/23/2016

Scored 30 points –Jeffery Taylor (30), at Davidson, 12/7/2011

Scored 35 points – Billy McCaffrey (35), vs. Georgia, 2/24/1993

Scored 40 points – Shan Foster (42) vs. Mississippi State, 3/5/2008

Two Players Had 20 Points – Matthew Fisher-Davis (20), Damian Jones (20) at Miss. State, 2/16/2016

Three Players Had 20 Points – Derrick Byars (28), Shan Foster (21) and Ross Neltner (20) vs. Toledo, 12/2/2006

Scored 20 Points in Two Straight Games – Damian Jones vs. Florida (20) 1/26/16, at Texas (26), 1/30/2016

Scored 20 Points in Three Straight Games – John Jenkins at Ole Miss (26), 2/16/2012, at Georgia (28), 2/19/2012, vs. S. Carolina (21), 2/22/2012

Scored 20 Points in Four Straight Games – John Jenkins vs. Monmouth (25), 11/25/11, vs. Xavier (20), 11/28/11, at Louisville (27), 12/2/2011, at Davidson (22), 12/7/2011

Scored 20 Points in Five Straight Games – Shan Foster vs. Georgia (29), 2/23/2008; vs. Tennessee (32), 2/26/2008; at Arkansas (22), 3/1/2008; vs. Mississippi State (42), 3/5/2008; at Alabama (21), 3/8/2008

Scored 20 Points in Six Straight Games – Shan Foster vs. Georgia (29), 2/23/2008; vs. Tennessee (32), 2/26/2008; at Arkansas (22), 3/1/2008; vs. Mississippi State (42), 3/5/2008; at Alabama (21), 3/8/2008; vs. Auburn (26), 3/13/2008

Five Players Scored in Double Figures – Wade Baldwin (17), Damian Jones (15), Matthew Fisher-Davis (13), Jeff Roberson (12), Luke Kornet (11) vs. Georgia, 2/20/16.

Seven Players Scored in Double Figures – Damian Jones (10), Wade Baldwin IV (20), Riley LaChance (10), Nolan Cressler (14), Joe Toye (10), Matthew Fisher-Davis (12), Josh Henderson (11), vs. Detroit (12/2/15)

Four Players with 15 or more points – Jeffery Taylor (20), John Jenkins (17), Brad Tinsley (16), Lance Goulbourne (16), Festus Ezeli (15) at LSU, 2/26/2011

Double-Doubles:

Double-Double –Jeff Roberson (11 points, 11 rebounds) vs. Norfolk St., 11/18/16

20-10 game –Damian Jones (20 points, 10 rebounds) at Miss. State, 2/16/2016

30-10 game – A.J. Ogilvy (33 points, 10 rebounds) vs. Oregon, 11/11/2011

Back-to-back 20-10 games – Matt Freije vs. South Carolina (26 points, 11 rebounds)

1/28/04; vs. Kentucky (20 points, 11 rebounds) 1/31/04

Double-Double in Points and Rebounds – Jeff Roberson (11 points, 11 rebounds) vs. Norfolk St., 11/18/16

Double-Double in Points and Assists – Wade Baldwin IV (15 points, 10 assists) vs. Western Michigan, 12/30/2015

Double-Double in Points and Blocks – Luke Kornet (11 points, 10 blocks) vs. Auburn (1/12/2016)

Double-Double in Points and Steals – Never

Double-Double in Two Consecutive games – Damian Jones at Miss. State, 2/16/16 (20 points, 10 rebounds); vs. Georgia, 2/20/16 (15 points, 16 rebounds)

Double-Double in three consecutive games – Dan Langhi vs. Notre Dame (33 points, 10 rebounds) 11/21/1998; vs. Morehead State (18 points, 10 rebounds) 11/24/1998; vs. Ohio State (14 points, 17 rebounds) 11/28/1998

Two players record double-double – Damian Jones (24 points, 12 rebounds), Luke Kornet (10 points, 10 rebounds) vs. Trevecca, 11/16/2014

Triple-Doubles:

Triple-Double – Luke Kornet (11 points, 11 rebounds, 10 blocks) vs. Auburn, 1/12/16; Brad Tinsley (11 points, 10 rebounds, 10 assists) vs. Presbyterian, 11/12/2010

Field Goals:

Made 10 FG in a game – Damian Jones (10) at Saint Mary's, 3/18/15

Made 11 FG in a game – Kedren Johnson (11) vs. Davidson, 11/22/2012

Made 12 FG in a game – Damian Jones (12) at Florida, 2/23/2016

Made 16 FG in a game - Shan Foster (16) vs. Mississippi State, 3/5/2008

Attempted 15 FG in a game – Wade Baldwin IV (15) vs. Kentucky, 2/27/16

Attempted 16 FG in a game – Damian Jones (16) at Miss. State, 2/16/2016

Attempted 17 FG in a game – Luke Kornet (17) at Ole Miss, 2/6/16

Attempted 18 FG in a game – Rod Odom (18) vs. LSU, 3/6/14

Attempted 19 FG in a game – Rod Odom (19) vs. Missouri, 1/16/14

Attempted 20 FG in a game - Damian Jones (20), at Texas, 1/30/2016

Three-Pointers:

Made 5 3-pointers in a game – Matthew Fisher-Davis (5), at Texas, 1/30/2016

Made 6 3-pointers in a game – Matthew Fisher-Davis (6) at Miss. State, 2/16/2016

Made 7 3-pointers in a game – John Jenkins (7) vs. Lafayette, 12/21/2011

Made 8 3-pointers in a game – Shan Foster (8) vs. UMass, 1/5/2008

Made 9 3-pointers in a game – Shan Foster (9) vs. Mississippi State, 3/5/2008

Attempted 10 3-pointers in a game – Matthew Fisher-Davis (10) at Texas, 1/30/2016

Attempted 15 3-pointers in a game – John Jenkins (16) vs. Oregon, 11/11/2011

Free Throws:

Made 10 FT in a game –Wade Baldwin IV (10), vs. Dayton, 12/9/15

Made 12 FT in a game – Luke Kornet (12) vs. Belmont, 11/15/16

Made 13 FT in a game – A.J. Ogilvy (13) vs. DePaul, 12/5/2009

Made 18 FT in a game – Matt Freije (18) vs. Indiana, 11/24/2003

Attempted 12 FT in a game – Wade Baldwin IV (13) at Tennessee, 1/20/16

Attempted 14 FT in a game – Wade Baldwin IV (14) vs. Florida, 1/26/2016

Attempted 15 FT in a game – Luke Kornet (16) vs. Belmont, 11/15/16

Rebounds:

10 Rebounds in a game – Jeff Roberson (11), vs. Norfolk St., 11/18/16

15 Rebounds in a game – Damian Jones (16) vs. Georgia, 2/20/2016

10+ Rebounds in Three Consecutive Games – Lance Goulbourne (16) vs. Ole Miss, 1/19/2011; (10) vs. St. Mary's, 1/22/2011; (12) at Miss. State, 1/27/2011

Assists:

8 Assists – Wade Baldwin IV (8) vs. Tennessee, 3/10/2016

9 Assists – Wade Baldwin IV (9) at Miss. State, 2/16/2016

10 Assists – Wade Baldwin IV (10) vs. Auburn, 1/12/16

11 Assists – Mario Moore (13) vs. Arkansas, 2/19/2005

12 Assists – Mario Moore (13) vs. Arkansas, 2/19/2005

13 Assists – Mario Moore (13) vs. Arkansas, 2/19/2005

14 Assists – Billy McCaffrey (14) vs. Kentucky, 1/13/1993

5+ Assists in Four Consecutive Games - Wade Baldwin IV (8) vs. Texas A&M, 2/4/16; (9) at Ole Miss, 2/6/16; (7) vs. Missouri, 2/10/16; (7) at Auburn, 2/13/16; (9) at Miss. St., 2/16/16; (7) vs. Georgia, 2/20/16

8+ Assists in Two Consecutive Games- Atiba Prater (9) at Georgia, 2/2/2000; (9) vs. Boston College, 2/6/2000

Blocks:

4 Blocked Shots – Luke Kornet (4) vs. Norfolk St., 11/18/16

5 Blocked Shots – Luke Kornet (5) vs. Tennessee, 3/10/2016

6 Blocked Shots – Luke Kornet (6) at Texas A&M, 3/5/2016

7 Blocked Shots – Damian Jones (7) at S. Carolina, 2/13/14

10 Blocked Shots – Luke Kornet (10) vs. Auburn, 1/12/16

Steals:

4 Steals – Riley LaChance (4) at Saint Mary's, 3/18/15

5 Steals – Riley LaChance (5) vs. Penn, 12/22/2014

6 Steals – Dan Cage (6) vs. Furman, 11/28/2006

7 Steals - James Strong (8) vs. Morehead State, 11/24/1998

8 Steals – James Strong (8) vs. Morehead State, 11/24/1998

Minutes:

Played every minute – Rod Odom vs. Florida, 2/25/14

Played over 40 minutes – Matthew Fisher-Davis (41), Riley LaChance (40) at Arkansas, 1/5/2016

All 5 starters played 40 minutes –Steve Tchiengang (40), Brad Tinsley (40), Lance Goulbourne (41), Jeffery Taylor (41), and John Jenkins (41), at Louisville, 12/2/2011

Fouls:

Technical Foul – Team, vs. Wichita St., 3/15/16

Fouled Out –Damian Jones, at Texas A&M, 3/5/16

Two Players Fouled Out – Damian Jones, Jeff Roberson at Ole Miss, 2/6/2016

Three Players Fouled Out – Damian Jones, Jeff Roberson, Wade Baldwin IV at Ole Miss, 2/6/2016

TEAM

Started the game with Opponent Technical Foul – Furman bench, 12/22/2008

Scored 95 or more points – 102 vs. Detroit, 12/2/15 (W, 102-52)

Scored 100 or more points – 102 vs. Detroit, 12/2/2015 (W, 102-52)

Scored 100 or more points (SEC game) – 102 at Ole Miss, 2/16/2012 (W, 102-76)

Scored 110 or more points – 113 vs. Alabama A&M 12/30/1998 (W, 113-71)

Scored 110 or more points (SEC game) – 111 vs. Alabama 2/21/1972 (W, 111-91)

Scored 120 or more points – 130 vs. Ole Miss 12/22/1970 (W, 130-112)

Scored 120 or more points (SEC game) – 130 vs. Ole Miss 12/22/1970 (W, 130-112)

Scored 130 or more points – 130 vs. Ole Miss 12/22/1970 (W, 130-112)

Scored Less than 50 points – 38 at Tennessee (L, 76-38), 3/1/2014

Scored Less than 40 points – 38 at Tennessee (L, 76-38), 3/1/2014

Scored 20 or less points in half – 18 (1st half), 20 (2nd half) at Tennessee, 3/1/14, (L, 76-38)

Scored 90+ points in three consecutive games - 95 vs. Bradley, 11/24/2007 (W, 95-86); 91 vs. South Alabama, 11/29/2007 (W, 91-88); vs. Georgia Tech, 12/1/2007 (W, 92-79)

Allowed 90 or more points – 95, vs. Marquette, 11/11/2016 (L, 95-71)

Allowed 100 or more points – 106, Kentucky, 3/5/2003 (L, 44-106)

Allowed Less than 50 points – 41, vs. Austin Peay, 11/13/2015 (W, 80-41)

Allowed 40 or Less points – 31, at Mississippi State, 2/23/2013 (W, 72-31)

Shot 60% or better – .609 vs. Tenn. St., 11/23/14 (W, 78-46)

Shot 60% or better from three – .643 vs. Purdue, 12/13/14 (W, 81-71)

Shot over 67% FG – .679 vs. TSU, 12/19/2009 (W, 84-71)

THE LAST TIME...

Shot 50% or better – .577 at Florida, 2/23/2016
Shot lower than 30% - .224 at Florida 3/1/2014 (L, 76-38)
Allowed 60% shooting - .612 at Florida, 2/21/2009 (L, 68-82)
Scored 100 points in two consecutive games – 111 vs. North Alabama 12/20/1980 (W, 111-79) and 111 vs. Memphis 12/23/1980 (W, 111-96)
Scored 100 points in three consecutive games – Never
Scored 100 points in Consecutive SEC games – 104 vs. LSU 2/19/1972 (W, 104-83) and 111 vs. Alabama 2/21/1972 (W, 111-91)
Won game by 70 points or more – 71 vs. Union (Tenn.) (W, 95-24), 1911-12
Won game by 60 points or more – 71 vs. Union (Tenn.) (W, 95-24), 1911-12
Won game by 50 points or more – 50 vs. Detroit (W, 102-52) 12/2/2015
Lost by 25 or More Points – at Tennessee, 3/1/2014 (L, 76-38)
Game decided by one point – at Miss. State, 2/16/2016 (L, 75-74)
Two consecutive games decided by one point – at South Carolina (L, 70-71) 1/7/1998 and Tennessee (W, 80-79) 1/10/1998
Three consecutive games decided by one point – Never
Shot 90% or Better from Free Throw Line – 94.4% vs. Georgia (17-18) 2/27/2013
Shot less than 50% from Free Throw Line – 46.9% vs. Morgan State (15-32) 11/23/13
Shot less than 20% from 3PT – .158 (3-19) vs. Wichita State 3/15/16 (L, 70-50)
Attempted 30 FT – 31 (25-31) vs. Belmont, 11/15/16
Attempted 35 FT – 39 (29-39) at Tennessee, 1/20/2016
Attempted 40 FT – 42 (29-42) vs. Florida, 2/3/2015
Attempted five or less FT – 3 vs. Chaminate, 11/24/2009
Made 30 FT – 38, vs. Western Carolina, 12/16/14
Made 15 3FG – 17 vs. Ole Miss, 1/15/2013
Won an Overtime Game – vs. Stony Brook 11/19/15 (W, 79-72)
Lost an Overtime Game - at Arkansas, 1/5/2016 (L, 85-90)
Played Two Overtimes – vs. Yale 1/3/15 (W, 79-74)
Played Three Overtimes – at Ole Miss 2/17/1982 (L, 51-48)
Played Four Overtimes – at Ole Miss 2/17/1982 (L, 51-48)
Played consecutive games that went to overtime – vs. Xavier 11/28/2011 (L, 82-70) and at Louisville, 12/2/2011 (L, 62-60)
Had 20 Turnovers – 26 at Arkansas, 1/5/2016
Had fewer than 10 Turnovers in two straight games – at Florida (9) 3/6/2013, vs. South Carolina (9) 3/9/2013
Had 10 Blocks – 10, vs. Auburn, 1/12/2016

OPPONENT - INDIVIDUALS

Scoring:
Scored 25 points – Kevin Punter (26) at Tennessee, 1/20/16
Scored 30 points – Jamal Murray (33) vs. Kentucky, 2/27/16

Scored 35 points – Ben Simmons (36), LSU, 1/2/2016
Scored 40 points – Morris Almond (44), Rice, 1/3/2007
Two Players Had 20 Points – Anthon Bell (26), Moses Kingsley (25) at Arkansas, 1/5/16
Five Players Scored in Double Figures M.J. Rhett (18), Jarvis Summers (16), Stefan Moody (14), Sebastian Saiz (12), LaDarius White (10) at Ole Miss, 3/7/2015
Six Players Scored in Double Figures – Bam Doyno (22), Dwayne Curtis (12), Todd Abernethy (11), Clarence Sanders (11), Polynice (10) and Williams (10), vs. Ole Miss, 1/27/2007
Four Players with 15 or more points – Erik Daniels (20), Marquis Estill (17), Kelenna Azubuike (16) and Gerald Fitch (15) vs. Kentucky, 3/5/2003

Double-Doubles:

Double-Double – Jalen Jones (17 points, 11 rebounds) at Texas A&M, 3/5/16
Triple-Double – Sam Muldrow (16 points, 14 rebounds and 10 blocks) at South Carolina, 1/8/2010
20-10 game – Ryan Rosburg (24 points, 11 rebounds), vs. Missouri, 2/10/2016
30-10 game – Ben Simmons (36 points, 14 rebounds), LSU, 1/2/2016

Double-Double in Points and Rebounds

– Jalen Jones (17 points, 11 rebounds) at Texas A&M, 3/5/16
Double-Double in Points and Assists – Nick Calathes (15 points, 10 assists) at Florida, 1/27/2008
Two players record double-doubles – Prince Ibeh (13 points, 11 rebounds), Kerwin Roach, Jr. (15 points, 11 rebounds), at Texas, 1/30/2016

Field Goals:

Made 10 FG in a game – Ben Simmons (10), LSU, 1/2/2016
Made 11 FG in a game – Jordan Mickey, vs. LSU (12), 1/24/15
Made 12 FG in a game – Jamal Murray, vs. Kentucky (12), 2/27/16
Made 13 FG in a game – Bobby Portis, at Arkansas (13), 1/10/15
Attempted 15 FG in a game – Ben Simmons (15), LSU, 1/2/2016
Attempted 16 FG in a game – Armani Moore (16), Tennessee, 3/1/2016
Attempted 17 FG in a game – Shembari Phillips, Tennessee (17), 3/1/2016
Attempted 18 FG in a game – Detrick Mostella (18), vs. Tennessee, 3/10/2016
Attempted 19 FG in a game – Taurean Prince (19) at Baylor, 12/6/2015
Attempted 20 FG in a game – Jamal Murray, vs. Kentucky (20), 2/27/16
Attempted 25 FG in a game - Stefan Moody (25) at Ole Miss, 2/6/16

Three-Pointers:

Made 5 3-pointers in a game – Kenny Gaines (5) vs. Georgia, 1/14/2015
Made 6 3-pointers in a game – Jamal Murray, vs. Kentucky (6), 2/27/16
Made 7 3-pointers in a game – Chandler Parsons (7) vs. Florida, 1/25/2009

Made 8 3-pointers in a game– Brian Sullivan (8) vs. Miami (OH), 1/2/2012
Attempted 10 3-pointers in a game – Taylor Barnette, vs. Belmont, 11/15/16

Free Throws:

Made 8 FT in a game – Q. Weatherspoon (8) at Miss. State, 2/16/2016
Made 9 FT in a game – Dusty Hannahs (9) at Arkansas, 1/5/16
Made 10 FT in a game – Stefan Moody (10) at Ole Miss, 2/6/16
Made 16 FT in a game – Ben Simmons (16), LSU, 1/2/2016
Made 17 FT in a game – Morris Almond (17) at Rice, 1/3/2007

Attempted 10 FT in a game – Q. Weatherspoon (10) at Miss. State, 2/16/2016

Attempted 13 FT in a game - Johnny O'Bryant III, (14) at LSU, 1/18/14
Attempted 14 FT in a game - Johnny O'Bryant III, (14) at LSU, 1/18/14
Attempted 15 FT in a game – Ben Simmons (19), LSU, 1/2/2016

Rebounds:

10 Rebounds in a game – Derek Reese (10) vs. Tennessee, 3/10/16
15 Rebounds in a game – Cinmeon Bowers (15) at Auburn, 2/13/2016
18 Rebounds in a game – Daniel Northern (18) vs. Tennessee Tech, 12/20/2008
19 Rebounds in a game – Omar Samhan (19) at St. Mary's, 11/20/2009
20 Rebounds in a game – Roy Rogers (20) at Alabama, 1/3/1996

Assists

8 Assists – Alex Caruso (8) at Texas A&M, 3/5/16
9 Assists – John Wall (9) at Kentucky, 1/30/2010
10 Assists – Alex Caruso (10) at Texas A&M, 1/31/2015
11 Assists – Dee Bost (11) vs. Mississippi State, 3/11/2011
12 Assists – G.G. Smith (12) vs. Georgia, 2/3/1999

Blocks:

4 Blocked Shots – Jameel Warner, (4), vs. Stony Brook, 11/19/15
5 Blocked Shots – Karl-Anthony Towns, (7), at Kentucky, 1/20/15
6 Blocked Shots – Karl-Anthony Towns, (7), at Kentucky, 1/20/15
7 Blocked Shots – A.J. Hammons, (7), at Purdue, 12/22/15
8 Blocked Shots – Jarvis Varnado (9) vs. Mississippi State, 2/3/2010
10 Blocked Shots – Sam Muldrow (10) at South Carolina, 1/8/2011

Steals:

5 Steals – Devon Baukman (5) vs. Tennessee, 3/10/2016
6 Steals – Jajuan Johnson (6) vs. Marquette, 11/11/2016
7 Steals – Aaron Lucas (7) at South Carolina, 1/19/2002
8 Steals – Steve Wojnochowski (8) at Duke, 11/22/1996

Two players with 3 steals – Bobby Portis (4), Rashad Madden (3) at Arkansas, 1/10/15

Minutes:

Played every minute – Kadeem Jack, Myles Mack vs. Rutgers, 11/28/14
Played over 40 minutes – Carson Puriefoy (44), vs. Stony Brook, 11/19/15

Fouls:

Technical Foul – Team, vs. Georgia, 2/20/16
Fouled Out - Alex Poythress, vs. Kentucky, 2/27/2016
Three Players Fouled Out – Donte' Williams, Nemanja Djuristic, John Florveus vs. Georgia, 1/14/2012

OPPONENT - TEAM

Scored 90 or more points at Memorial Gym – 90 vs. LSU, 1/2/16 (LSU 90, Vanderbilt 85)
Scored 100 or more points – 106 at Kentucky 3/5/2003 (L, 44-106)
Scored 110 or more points – 120 vs. Kentucky 2/7/1996 (L, 81-120)
Scored 120 or more points – 120 vs. Kentucky 2/7/1996 (L, 81-120)
Scored 130 or more points – Never
Scored Less than 50 points – 41 vs. Austin Peay, 11/13/15 (W, 80-41)
Scored Less than 40 points – 31 at Mississippi State, 2/23/2013 (W, 72-31)
Shot 50% or Better - .527 avs. Marquette, 11/11/2016 (L, 71-95)
Shot 60% or Better - .612 at Florida (UF 82, VU 68), 2/21/2009
Shot 60% or Better from 3PT - .667 (4-6), at Kentucky, 1/20/15 (L, 65-57)
Shot less than 30% FG– .290 (18-62), at Auburn, 2/13/2016 (W, 86-57)
Shot less than 15% from 3PT– .111 (2-18), vs. W. Michigan, 12/30/15 (W, 86-61)
Held Opponent Without a 3-Pointer – vs. Nebraska, 11/18/10 (W, 59-49)
Shot 90% or Better from Free Throw Line –91.3, at Georgia (23-25), 1/27/2015
Shot less than 50% from Free Throw Line – .350, vs. Alabama, 1/16/2016 (W, 71-63)
Attempted 30 FT –38 at Ole Miss, 2/6/2016
Attempted 40 FT – 42 at Mississippi State, 2/12/2007
Attempted 45 or More FT – 49 at South Carolina, 1/28/2009
Attempted five or less FT – 1 vs. Miami (OH), 1/2/2012
Made 20 FT – 21 at Florida, 2/23/2016
Made 30 FT – 32 at South Carolina, 1/28/2009
Made 0 FT – Georgia, 1/14/2009
Made 12 3PT – 13 vs. Marquette, 11/11/2016
Made 15 3PT – 15 vs. Florida, 1/25/2009
Attempted 30 or more 3PT – 41 vs. Belmont, 11/15/16
Had 20 Turnovers – 20 vs. MTSU, 12/21/2012



DJERY BAPTISTE

12

R-Freshman, Center
6'10" 240 lbs.
Gonaives, Haiti
Prestonwood Christian HS

SEASON HIGHS

Points: 8, vs. Belmont (11/15/16)
FG Made: 3, vs. Belmont (11/15/16)
FG Atts: 5, vs. Belmont (11/15/16)
3FG Made:
3FG Atts:
FT Made: 3, vs. Norfolk St. (11/18/16)
FT Atts: 6, vs. Norfolk St. (11/18/16)
Rebounds: 7, vs. Norfolk St. (11/18/16)
Assists:
Turnovers: 2, 2x, last vs. Norfolk St. (11/18/16)
Blocks: 3, vs. Norfolk St. (11/18/16)
Steals: 1, 2x, last vs. Norfolk St. (11/18/16)
Minutes: 18, vs. Norfolk St. (11/18/16)

CAREER HIGHS

Points: 8, vs. Belmont (11/15/16)
FG Made: 3, vs. Belmont (11/15/16)
FG Atts: 5, vs. Belmont (11/15/16)
3FG Made:
3FG Atts:
FT Made: 3, vs. Norfolk St. (11/18/16)
FT Atts: 6, vs. Norfolk St. (11/18/16)
Rebounds: 7, vs. Norfolk St. (11/18/16)
Assists:
Turnovers: 2, 2x, last vs. Norfolk St. (11/18/16)
Blocks: 3, vs. Norfolk St. (11/18/16)
Steals: 1, 2x, last vs. Norfolk St. (11/18/16)
Minutes: 18, vs. Norfolk St. (11/18/16)

MISCELLANEOUS

BAPTISTE NOTEBOOK

- ✪ Redshirted the 2015-16 season.
- ✪ Tallied career-high eight points and three rebounds vs. Belmont; had 7 points and 7 rebounds vs. Norfolk St.
- ✪ Signed with the Commodores in November of 2014...Chose the Commodores over UConn, SMU, Oregon, and USC, and was ranked the eighth-best player in the state of Texas according to ESPN.
- ✪ Originally from Haiti, Baptiste is one of the most physically impressive prospects in the 2015 class. He speaks four languages and hopes to one day be a diplomat in his native country.
- ✪ Attended the Prestonwood Christian Academy in Plano, Texas, where he averaged 10 points, 10 rebounds, three blocks, two assists, and one steal in his senior season...Helped lead his Lion teams to four consecutive state championships...Named his team's Defensive Player of the Year in his senior season.
- ✪ Djery Jean Baptiste...November 12, 1995...Son of Hebert Jean Baptiste and Wislonde Destin...Plans to major in Public Policy and Linguistics...Recipient of the Myer Family Men's Basketball Scholarship...Advice to youngsters: "Seek God."

BAPTISTE GAME-BY-GAME (FRESHMAN)

Opponent	M	FG-A	3P-A	FT-A	Reb	PF	A	T	B	S	PTS
N11 Marquette	9	0-1	0-0	1-2	1	4	0	0	1	1	1
N15 Belmont	11	3-5	0-0	2-2	3	4	0	2	0	0	8
N18 Norfolk State	18	2-4	0-0	3-6	7	3	0	2	3	1	7

Baptiste's Overall Statistics at Vanderbilt

Year	GP	GS	Min	Avg	FG	FGA	Pct	3FG	3FGA	Pct	FT	FTA	Pct	Off	Def	Tot	Avg	PF	FO	Ast	TO	Blk	Stl	Pts	Avg
2016-17	3	0	38	12.7	5	10	.500	0	0	.000	6	10	.600	4	7	11	3.7	11	0	0	4	4	2	16	5.3
TOTAL	3	0	38	12.7	5	10	.500	0	0	.000	6	10	.600	4	7	11	3.7	11	0	0	4	4	2	16	5.3



CLEVON BROWN

15

Freshman, Forward
6'8" 219 lbs.
San Antonio, Texas
Churchill HS

SEASON HIGHS

- Points:** 6, vs. Norfolk St. (11/18/16)
- FG Made:** 2, 2x, last vs. Norfolk St. (11/18/16)
- FG Atts:** 4, vs. Norfolk St. (11/18/16)
- 3FG Made:** 1, 2x, last vs. Norfolk St. (11/18/16)
- 3FG Atts:** 3, vs. Norfolk St. (11/18/16)
- FT Made:** 1, vs. Norfolk St. (11/18/16)
- FT Atts:** 1, vs. Norfolk St. (11/18/16)
- Rebounds:** 3, vs. Norfolk St. (11/18/16)
- Assists:**
- Turnovers:** 1, vs. Marquette (11/11/16)
- Blocks:** 1, 3x, last vs. Norfolk St. (11/18/16)
- Steals:**
- Minutes:** 16, vs. Norfolk St. (11/18/16)

CAREER HIGHS

- Points:** 6, vs. Norfolk St. (11/18/16)
- FG Made:** 2, 2x, last vs. Norfolk St. (11/18/16)
- FG Atts:** 4, vs. Norfolk St. (11/18/16)
- 3FG Made:** 1, 2x, last vs. Norfolk St. (11/18/16)
- 3FG Atts:** 3, vs. Norfolk St. (11/18/16)
- FT Made:** 1, vs. Norfolk St. (11/18/16)
- FT Atts:** 1, vs. Norfolk St. (11/18/16)
- Rebounds:** 3, vs. Norfolk St. (11/18/16)
- Assists:**
- Turnovers:** 1, vs. Marquette (11/11/16)
- Blocks:** 1, 3x, last vs. Norfolk St. (11/18/16)
- Steals:**
- Minutes:** 16, vs. Norfolk St. (11/18/16)

MISCELLANEOUS

BROWN NOTEBOOK

- ✪ Signed with the Commodores in November of 2015.
- ✪ Made career debut vs. Marquette, scored five points against Golden Eagles; scored career-high six points vs. Norfolk State.
- ✪ Was ranked as the 9th-best player in the state of Texas by Texas Hoops, and the 126th-ranked player nationally by Rivals.com.
- ✪ As a junior, he averaged 16.8 points, 9.4 rebounds, and 3.2 blocks per game and was named to the District 26-6A first team, while also claiming all-tournament honors at the Northside ISD and Georgetown tournaments.
- ✪ Ranked as the 26th-ranked power forward in the country by Scout.com, he also received offers from Texas, Illinois, Notre Dame, and Auburn.

BROWN GAME-BY-GAME (FRESHMAN)

Opponent	M	FG-A	3P-A	FT-A	Reb	PF	A	T	B	S	PTS
N11 Marquette	13	2-2	1-1	0-0	2	1	0	1	1	0	5
N15 Belmont	5	0-0	0-0	0-0	0	1	0	0	1	0	0
N18 Norfolk State	16	2-4	1-3	1-1	3	1	0	0	1	0	6

Brown's Overall Statistics at Vanderbilt

Year	GP	GS	Min	Avg	FG	FGA	Pct	3FG	3FGA	Pct	FT	FTA	Pct	Off	Def	Tot	Avg	PF	FO	Ast	TO	Blk	Stl	Pts	Avg
2016-17	3	0	34	11.3	4	6	.667	2	4	.500	1	1	1.000	1	4	5	1.7	3	0	0	1	3	0	11	3.7
TOTAL	3	0	34	11.3	4	6	.667	2	4	.500	1	1	1.000	1	4	5	1.7	3	0	0	1	3	0	11	3.7





NOLAN CRESSLER

24

RS Senior, Guard
6'4" 210 lbs.
Pittsburgh, Pa.
Cornell/Plum HS

SEASON HIGHS

- Points: 7, vs. Marquette (11/11/16)
- FG Made: 3, vs. Marquette (11/11/16)
- FG Atts: 8, vs. Marquette (11/11/16)
- 3FG Made: 1, 3x, vs. Norfolk St. (11/18/16)
- 3FG Atts: 3, vs. Norfolk St. (11/18/16)
- FT Made:
- FT Atts:
- Rebounds: 9, vs. Marquette (11/11/16)
- Assists: 3, vs. Belmont (11/15/16)
- Turnovers: 3, vs. Belmont (11/15/16)
- Blocks:
- Steals: 1, vs. Belmont (11/15/16)
- Minutes: 19, vs. Marquette (11/11/16)

CAREER HIGHS

- Points: 34, vs. Brown (2/22/14)
- FG Made: 11, vs. Siena (11/22/13)
- FG Atts: 22, vs. Penn (3/8/14)
- 3FG Made: 6, vs. Brown (2/22/14)
- 3FG Atts: 13, at W. Michigan (11/29/13)
- FT Made: 10, 2x, last vs. Brown (2/22/14)
- FT Atts: 14, vs. Brown (2/22/14)
- Rebounds: 9, 3x, last vs. Marquette (11/11/16)
- Assists: 4, 3x, last vs. Gardner-Webb (11/16/15)
- Turnovers: 4, 4x, last vs. Princeton (3/7/14)
- Blocks: 1, 5x, last vs. Wichita St. (3/15/16)
- Steals: 3, at Binghamton (12/30/13)
- Minutes: 37, 4x, last vs. Brown (2/22/14)

MISCELLANEOUS

	2016-17	Career
Double-Digit Pts.	-	41
20+ Points	-	11
5+ threes	-	5

CRESSLER NOTEBOOK

- ✪ Tied career high with nine rebounds vs. Marquette.
- ✪ Posted six games in double figures in 2015-16. Scored season-high 14 points vs. Detroit on season-best six made field goals.
- ✪ Tied season high with 14 points at Ole Miss in only 13 minutes of action.
- ✪ Scored 11 points vs. Tennessee in only 12 minutes.
- ✪ Tallied 10 points vs. St. John's in Maui.
- ✪ 6'4 guard who transferred to Vanderbilt from Cornell in the summer of 2014.
- ✪ Averaged 16.8 points, 4.2 rebounds, and 1.6 assists in his sophomore season with the Big Red...Named an honorable-mention All-Ivy selection as a sophomore...Has two years of eligibility remaining after sitting out the 2014-15 season.
- ✪ Led the team in scoring with 16.8 points per game with the Big Red.
- ✪ Also averaged 4.2 rebounds, and 1.6 assists per contest.
- ✪ Scored a career-high 34 points against Brown..His 469 points ranked 14th in a single season at Cornell, while his 68 3-pointers sits 11th... He shot 41 percent from the floor and 36 percent from 3-point range while adding 4.2 rebounds and 1.6 assists per contest.
- ✪ Scored 27 points, including five 3-pointers, at 2013 MAC champion Western Michigan, and notched 25 points on 11-of-19 shooting vs. Siena, adding three rebounds and two assists.
- ✪ Opened the 2013-14 season with a bang, scoring a career-best 23 points in the season opener at Syracuse, including 20 in the first half.

CRESSLER GAME-BY-GAME (SENIOR)

Opponent	M	FG-A	3P-A	FT-A	Reb	PF	A	T	B	S	PTS
N11 Marquette*	19	3-8	1-1	0-0	9	1	1	3	0	0	7
N15 Belmont*	28	2-5	1-2	0-0	5	3	3	0	0	1	5
N18 Norfolk State*	15	1-5	1-3	0-0	3	2	1	0	0	0	3

Cressler's Overall Statistics

Year	GP	GS	Min	Avg	FG	FGA	Pct	3FG	3FGA	Pct	FT	FTA	Pct	Off	Def	Tot	Avg	PF	FO	Ast	TO	Blk	Stl	Pts	Avg
2012-13*	31	12	717	23.1	99	232	.427	54	134	.403	36	47	.766	29	87	116	3.7	54	0	24	31	1	19	288	9.3
2013-14*	28	28	912	32.6	169	411	.411	68	187	.364	63	81	.778	20	98	118	4.2	78	3	45	59	2	14	469	16.8
2015-16	30	2	370	12.3	57	125	.456	17	62	.274	12	23	.522	10	55	65	2.2	41	1	23	21	3	3	143	4.8
2016-17	3	3	62	20.7	6	18	.333	3	6	.500	0	0	.000	5	12	17	5.7	6	0	5	3	0	1	15	5.0
TOTAL	92	45	2061	22.4	331	786	.421	142	389	.365	111	151	.735	64	252	316	3.4	179	4	97	114	6	37	915	9.9

* Statistics from prior team/school

Cressler's SEC Statistics at Vanderbilt

Year	GP	GS	Min	Avg	FG	FGA	Pct	3FG	3FGA	Pct	FT	FTA	Pct	Off	Def	Tot	Avg	PF	FO	Ast	TO	Blk	Stl	Pts	Avg
2015-16	15	0	144	9.6	24	55	.436	5	23	.217	9	17	.529	5	25	30	2.0	18	1	8	8	1	3	62	4.1
TOTAL	15	0	144	9.6	24	55	.436	5	23	.217	9	17	.529	5	25	30	2.0	18	1	8	8	1	3	62	4.1



MATTHEW FISHER-DAVIS

5

Junior, Guard
6'5" 185 lbs.
Charlotte, N.C.
Butler HS

SEASON HIGHS

- Points:** 18, vs. Norfolk St. (11/18/16)
- FG Made:** 5, vs. Norfolk St. (11/18/16)
- FG Atts:** 12, vs. Norfolk St. (11/18/16)
- 3FG Made:** 4, vs. Norfolk St. (11/18/16)
- 3FG Atts:** 9, vs. Norfolk St. (11/18/16)
- FT Made:** 5, vs. Belmont (11/15/16)
- FT Atts:** 5, vs. Belmont (11/15/16)
- Rebounds:** 3, vs. Norfolk St. (11/18/16)
- Assists:** 2, vs. Norfolk St. (11/18/16)
- Turnovers:** 1, vs. Marquette (11/11/16)
- Blocks:** 1, vs. Norfolk St. (11/18/16)
- Steals:** 1, vs. Norfolk St. (11/18/16)
- Minutes:** 27, vs. Marquette (11/11/16)

CAREER HIGHS

- Points:** 20, 3x, last vs. Kentucky (2/27/16)
- FG Made:** 7, 2x, last vs. Kentucky (2/27/16)
- FG Atts:** 13, 2x, last at Texas (1/30/16)
- 3FG Made:** 6, 3x, last at Miss. St. (2/16/16)
- 3FG Atts:** 11, 3x, last at Tennessee (1/20/16)
- FT Made:** 5, vs. Belmont (11/15/16)
- FT Atts:** 5, vs. Belmont (11/15/16)
- Rebounds:** 11, vs. Wofford (12/19/15)
- Assists:** 7, vs. Dayton (12/9/15)
- Turnovers:** 5, at Stanford (3/24/15)
- Blocks:** 4, vs. S. Dakota St. (3/20/15)
- Steals:** 3, vs. Gardner-Webb (11/16/15)
- Minutes:** 41, at Arkansas (1/5/16)

MISCELLANEOUS

	2016-17	Career
Double-Digit Pts.	3	31
3+ Threes	2	31
Double-Double	-	1

FISHER-DAVIS NOTEBOOK

- ☛ Scored season-high 18 points vs. Norfolk St.; made a season-best four threes and five made FG's.
- ☛ Started 28 games and played in 32 contests in 2015-16. Scored in double figures in 17 games in 2015-16. Made three or more threes in 17 games.
- ☛ Tallied a career-high 20 points on three different occasions - at Arkansas, at Mississippi State, and at home against Kentucky.
- ☛ Tied a career-best with six made threes at Tennessee. He also added eight rebounds and a career-high four assists in 18-point effort.
- ☛ Finished the season first in the SEC in three-point field goal percentage at 44.6%.
- ☛ Had first double-double of his career with 10 points and career-high rebounds vs. Wofford.
- ☛ Finished 2014-15 as the SEC's freshman leader in three-pointers made (2.1, 6th in conference) and was second in three-point percentage in all games (.401). In league games only, Fisher-Davis was fifth in threes made (2.2) and fourth in three-point percentage (.402).
- ☛ Scored a career-high 18 points at Stanford in NIT Quarterfinals on a career-high six made threes.
- ☛ Had three made threes against Purdue and W. Carolina.
- ☛ Scored 11 points vs. Norfolk St.
- ☛ 6'5 guard considered one of best shooters in 2014 class...Shot 67.5% from the floor, 49.1% from three, and 96% from the free throw line in his senior season at Butler HS.
- ☛ Averaged 22 points, 13 rebounds, five assists, two steals and two blocks per game as a senior, and was named the SW4A Player of the Year and as a member of the Charlotte Observer's All-Observer team.
- ☛ Chose Vanderbilt over Texas, Georgia, Baylor, Kansas State, Virginia, Oklahoma State, Arkansas, Alabama, and Wake Forest.

FISHER-DAVIS GAME-BY-GAME (JUNIOR)

Opponent	M	FG-A	3P-A	FT-A	Reb	PF	A	T	B	S	PTS
N11 Marquette*	22	4-10	2-5	2-2	0	0	1	4	0	0	12
N15 Belmont*	34	4-10	3-6	5-5	3	0	0	2	0	0	16
N18 Norfolk State*	27	5-12	4-9	4-4	3	3	2	9	1	1	18

Fisher-Davis' Overall Statistics at Vanderbilt

Year	GP	GS	Min	Avg	FG	FGA	Pct	3FG	3FGA	Pct	FT	FTA	Pct	Off	Def	Tot	Avg	PF	FO	Ast	TO	Blk	Stl	Pts	Avg
2014-15	34	11	777	22.9	80	228	.351	71	177	.401	15	21	.714	16	63	79	2.3	55	0	46	31	16	13	246	7.2
2015-16	32	28	877	27.4	102	236	.432	79	177	.446	27	36	.750	12	103	115	3.6	50	1	36	27	9	15	310	9.7
2016-17	3	3	83	27.7	13	32	.406	9	20	.450	11	11	1.000	0	6	6	2.0	3	0	3	6	1	1	46	15.3
TOTAL	69	42	1737	25.2	195	496	.393	159	374	.425	53	68	.779	28	172	200	2.9	108	1	85	64	26	29	602	8.7

Fisher-Davis' SEC Statistics at Vanderbilt

Year	GP	GS	Min	Avg	FG	FGA	Pct	3FG	3FGA	Pct	FT	FTA	Pct	Off	Def	Tot	Avg	PF	FO	Ast	TO	Blk	Stl	Pts	Avg
2014-15	18	7	429	23.8	45	127	.354	39	97	.402	7	11	.636	9	36	45	2.5	27	0	26	17	7	7	136	7.6
2015-16	17	14	491	28.9	57	130	.438	44	101	.436	18	24	.750	5	48	53	3.1	26	1	21	15	4	7	176	10.4
TOTAL	35	21	920	26.3	102	257	.397	83	198	.419	25	35	.714	14	84	98	2.8	53	1	47	32	11	14	312	8.9



CAMRON JUSTICE

O

Sophomore, Guard
6'3" 180 lbs.
Hindman, Ky.
Knott County Central HS

SEASON HIGHS

Points: 3, vs. Belmont (11/15/16)
FG Made: 1, 3x, last vs. Norfolk St. (11/18/16)
FG Atts: 5, vs. Marquette (11/11/16)
3FG Made: 1, vs. Belmont (11/15/16)
3FG Atts: 3, vs. Marquette (11/11/16)
FT Made:
FT Atts:
Rebounds: 2, vs. Marquette (11/11/16)
Assists: 3, vs. Marquette (11/11/16)
Turnovers: 1, 2x, vs. Belmont (11/15/16)
Blocks:
Steals: 1, vs. Marquette (11/11/16)
Minutes: 19, vs. Marquette (11/11/16)

CAREER HIGHS

Points: 12, at Tennessee (1/20/16)
FG Made: 4, 2x, last at Tennessee (1/20/16)
FG Atts: 7, 3x, last at Auburn (2/13/16)
3FG Made: 4, at Tennessee (1/20/16)
3FG Atts: 7, at Tennessee (1/20/16)
FT Made: 2, 2x, last vs. Kansas (11/25/15)
FT Atts: 2, 2x, last vs. Kansas (11/25/15)
Rebounds: 4, vs. LSU (1/2/16)
Assists: 3, vs. Marquette (11/11/16)
Turnovers: 2, vs. St. Johns (11/23/15)
Blocks:
Steals: 2, 2x, last vs. Kansas (11/25/15)
Minutes: 23, vs. Wake Forest (11/24/15)

MISCELLANEOUS

JUSTICE NOTEBOOK

- ✦ Dished out a career-high three assists vs. Marquette.
- ✦ Played in 27 games in 2015-16 as a freshman. Averaged 3.3 points per game.
- ✦ Injured groin after trip to Maui - was very limited after game vs. Kansas. Had surgery after season.
- ✦ Scored a career-high 12 points on a career-best four made threes at Tennessee.
- ✦ Returned to action against Western Michigan after being sidelined with a groin injury for five games.
- ✦ Scored career-high 11 points vs. St. Johns in first game of Maui Jim Maui Invitational.
- ✦ Helped lead his Knott County Central team to its third consecutive Sweet 16 appearance in the spring of 2014.
- ✦ As a senior in 2015, he was named the Gatorade Player of the Year and Mr. Basketball for the state of Kentucky after averaging 28.5 points, 6.2 assists, 5.2 rebounds, and 2.4 steals per game.
- ✦ A two-time First Team All-State selection by The Louisville Courier-Journal and Lexington Herald-Leader, he shot 53.9 percent from the field, 42.3 percent from 3-point range and 84.7 percent from the free-throw line as a senior.
- ✦ Justice was the third-leading scorer (3,588 points) in Kentucky history and ranked third in three-pointers (393). Only Kelly Coleman of Wayland High School (1953-56, 4,337 points) and Charlie Osborne of Flat Gap High School (1953-57, 3,647 points) have scored more points.
- ✦ Named a McDonald's and Parade All-American.
- ✦ Plans to major in Economics...Has one brother, Caleb

JUSTICE GAME-BY-GAME (SOPHOMORE)

Opponent	M	FG-A	3P-A	FT-A	Reb	PF	A	T	B	S	PTS
N11 Marquette	19	1-5	0-3	0-0	2	0	3	1	0	1	2
N15 Belmont	6	1-2	1-1	0-0	1	0	0	1	0	0	3
N18 Norfolk State	15	1-4	0-2	0-0	1	0	2	0	0	0	2

Justice's Overall Statistics at Vanderbilt

Year	GP	GS	Min	Avg	FG	FGA	Pct	3FG	3FGA	Pct	FT	FTA	Pct	Off	Def	Tot	Avg	PF	FO	Ast	TO	Blk	Stl	Pts	Avg
2015-16	27	0	258	9.6	31	75	.413	21	54	.389	5	6	.833	2	25	27	1.0	28	0	9	14	0	9	88	3.3
2016-17	3	0	40	13.3	3	11	.273	1	6	.167	0	0	.000	0	4	4	1.3	0	0	5	2	0	1	7	2.3
TOTAL	30	0	298	9.9	34	86	.395	22	60	.367	5	6	.833	2	29	31	1.0	28	0	14	16	0	10	95	3.2

Justice's SEC Statistics at Vanderbilt

Year	GP	GS	Min	Avg	FG	FGA	Pct	3FG	3FGA	Pct	FT	FTA	Pct	Off	Def	Tot	Avg	PF	FO	Ast	TO	Blk	Stl	Pts	Avg
2015-16	17	0	136	8.0	18	45	.400	13	33	.394	1	2	.500	1	15	16	0.9	17	0	4	9	0	3	50	2.9
TOTAL	17	0	136	8.0	18	45	.400	13	33	.394	1	2	.500	1	15	16	0.9	17	0	4	9	0	3	50	2.9





LUKE KORNET

3

Senior, Forward
7'1" 250 lbs.
Lantana, Texas
Liberty Christian HS

SEASON HIGHS

Points: 20, vs. Belmont (11/15/16)
FG Made: 4, 2x, vs. Belmont (11/15/16)
FG Atts: 9, 2x, vs. Belmont (11/15/16)
3FG Made: 1, vs. Marquette (11/11/16)
3FG Atts: 4, vs. Marquette (11/11/16)
FT Made: 12, vs. Belmont (11/15/16))
FT Atts: 16, vs. Belmont (11/15/16)
Rebounds: 7, vs. Belmont (11/15/16)
Assists: 2, vs. Belmont (11/15/16)
Turnovers: 3, 2x, vs. Belmont (11/15/16)
Blocks: 4, vs. Norfolk St. (11/18/16)
Steals:
Minutes: 29, vs. Belmont (11/15/16)

CAREER HIGHS

Points: 24, vs. Tennessee State (11/23/14)
FG Made: 10, vs. Tennessee State (11/23/14)
FG Atts: 17, at Ole Miss (2/6/16)
3FG Made: 5, at Tennessee (2/26/15)
3FG Atts: 9, at S. Carolina (1/9/16)
FT Made: 12, vs. Belmont (11/15/16))
FT Atts: 16, vs. Belmont (11/15/16)
Rebounds: 14, at Tennessee (1/20/16)
Assists: 4, 2x, last vs. South Carolina (2/7/15)
Turnovers: 4, 2x, last at Arkansas (1/5/16)
Blocks: 10, vs. Auburn (1/12/16)
Steals: 3, vs. Miss. State (2/1/14)
Minutes: 37, 3x, last vs. Kentucky (2/27/16)

MISCELLANEOUS

	2016-17	Career
Double-Digit Pts.	2	34
3+ Threes	-	8
4+ Blocks	1	15

KORNET NOTEBOOK

- ☛ Led the team with 15 points in 2016-17 season opener vs. Marquette; scored 20 points vs. Belmont and set new career highs in free throws made and attempted; had season-high four blocks vs. Norfolk St.
- ☛ Played in 28 games and made 25 starts in 2015-16. Averaged 8.9 points and 7.3 rebounds per game. Named to All-SEC Defensive Team.
- ☛ Scored in double figures in 11 games and had four or more blocks in 12 contests. Scored a season-high 20 points at Ole Miss. Made season-high four threes in win over Texas A&M in Nashville.
- ☛ 3rd in the nation in blocked shots, averaging 3.0 blocks per game. He is fifth in the program's history in career blocks per game (1.49) and is fourth in total blocks (139).
- ☛ In a single season, Kornet's 84 blocks ranked second in program history, and his 3.0 average was the best in a single season.
- ☛ Notched the program's second triple double with 11 points, 11 rebounds, and 10 blocks vs. Auburn. It was the program's first triple-double with blocks. Brad Tinsley had the other triple double when he registered 11 points, 10 rebounds, and 10 assists in a win over Presbyterian on November 12, 2010.
- ☛ The 10 blocks set a new Vanderbilt program single-game record - the previous best was seven by Will Perdue (vs. East Carolina, 12/28/87), Festus Ezeli (at Georgia, 2/16/11) and Damian Jones (at South Carolina, 2/13/14).
- ☛ Scored in double figures in 18 games as a sophomore and made three or more threes in six games.
- ☛ Scored 22 points vs. LSU off of the bench, a career-high in SEC games. He was 9-13 from the floor.
- ☛ Scored career-high 24 points on 10-11 shooting vs. Tenn. State... He tied the Memorial Gym record for FG% held by Jeffery Taylor, who was also 10-11 from the floor vs. Tennessee State on December 19, 2009.
- ☛ Played in 30 games and started two as a true freshman; averaged 4.0 points, 2.3 rebounds, and 0.8 assists per game in 2013-14; Scored in double-figures in three games.
- ☛ Grew seven inches in his senior season in high school and then two more when he arrived on campus.
- ☛ Son of Frank Kornet, a former Vanderbilt basketball standout of his own from 1986-89.
- ☛ Averaged 15.0 points, 8.0 rebounds, 3.0 blocks, and 3.0 steals at Liberty Christian School in Argyle, Texas.
- ☛ Team was a state finalist in 2013, and were District TAPPS 5A-1 Champions in 2013.
- ☛ Named to TAPPS 5A First Team All-State in 2012-13, and was an honorable all-state selection in 2011-12.
- ☛ Advice to youngsters: "Your life is a gift from God, so do everything possible to give back to Him."

KORNET GAME-BY-GAME (JUNIOR)

Opponent	M	FG-A	3P-A	FT-A	Reb	PF	A	T	B	S	PTS
N11 Marquette*	23	4-9	1-4	6-6	5	3	1	3	2	0	15
N15 Belmont*	29	4-9	0-0	12-16	7	1	2	3	3	0	20
N18 Norfolk State*	22	2-5	0-0	5-6	5	1	0	1	4	0	9

Kornet's Overall Statistics at Vanderbilt

Year	GP	GS	Min	Avg	FG	FGA	Pct	3FG	3FGA	Pct	FT	FTA	Pct	Off	Def	Tot	Avg	PF	FO	Ast	TO	Blk	Stl	Pts	Avg
2013-14	30	2	460	15.3	45	131	.344	21	89	.236	8	15	.533	19	49	68	2.3	34	0	23	21	17	9	119	4.0
2014-15	35	14	756	21.6	106	214	.495	50	125	.400	42	55	.764	32	88	120	3.4	67	1	37	41	38	7	304	8.7
2015-16	28	25	767	27.4	87	216	.403	26	93	.280	49	71	.690	50	154	204	7.3	68	1	41	31	84	14	249	8.9
2016-17	3	3	74	24.7	10	23	.435	1	4	.250	23	28	.821	3	14	17	5.7	5	0	3	7	9	0	44	14.7
TOTAL	96	44	2057	21.4	248	584	.425	98	311	.315	122	169	.722	104	305	409	4.3	174	2	104	100	148	30	716	7.5

Kornet's SEC Statistics at Vanderbilt

Year	GP	GS	Min	Avg	FG	FGA	Pct	3FG	3FGA	Pct	FT	FTA	Pct	Off	Def	Tot	Avg	PF	FO	Ast	TO	Blk	Stl	Pts	Avg
2013-14	18	1	279	15.5	24	78	.308	12	57	.211	4	9	.444	10	29	39	2.2	16	0	13	13	10	7	64	3.6
2014-15	18	4	401	22.3	56	119	.471	28	72	.389	21	25	.840	14	44	58	3.2	32	1	22	19	15	5	161	8.9
2015-16	17	15	500	29.4	52	132	.394	19	59	.322	31	47	.660	29	103	132	7.8	47	1	26	26	54	9	154	9.1
TOTAL	53	20	1180	22.3	132	329	.401	59	188	.314	56	81	.691	53	176	229	4.3	95	2	61	58	79	21	379	7.2



RILEY LACHANCE

13

Junior, Guard
6'2" 192 lbs.
Brookfield, Wis.
Brookfield HS

SEASON HIGHS

- Points:** 12, vs. Norfolk St. (11/18/16)
- FG Made:** 4, vs. Norfolk St. (11/18/16)
- FG Atts:** 7, vs. Norfolk St. (11/18/16)
- 3FG Made:** 3, vs. Norfolk St. (11/18/16)
- 3FG Atts:** 5, vs. Norfolk St. (11/18/16)
- FT Made:** 2, vs. Belmont (11/15/16)
- FT Atts:** 2, 2x, vs. Belmont (11/15/16)
- Rebounds:** 4, vs. Norfolk St. (11/18/16)
- Assists:** 4, vs. Belmont (11/15/16)
- Turnovers:** 3, vs. Norfolk St. (11/18/16)
- Blocks:** 1, vs. Marquette (11/11/16)
- Steals:** 2, vs. Norfolk St. (11/18/16)
- Minutes:** 33, vs. Marquette (11/11/16)

CAREER HIGHS

- Points:** 26, 2x, last vs. W. Carolina (12/16/14)
- FG Made:** 9, vs. Purdue (12/13/14)
- FG Atts:** 18, at Florida (2/18/15)
- 3FG Made:** 5, 3x, last vs. Alabama (1/16/16)
- 3FG Atts:** 9, 2x, last at Ole Miss (3/7/15)
- FT Made:** 5, 2x, last vs. W. Carolina (12/16/14)
- FT Atts:** 5, 4x, last vs. Georgia (1/14/15)
- Rebounds:** 9, vs. Missouri (2/21/15)
- Assists:** 8, at Ole Miss (3/7/15)
- Turnovers:** 5, vs. Florida (2/3/15)
- Blocks:** 1, 2x, last vs. Stony Brook (11/19/15)
- Steals:** 5, vs. Penn (12/22/14)
- Minutes:** 42, 2x, last vs. Tennessee (2/11/15)

MISCELLANEOUS

	2016-17	Career
Double-Digit Pts.	1	36
20+ Point games	-	3

LACHANCE NOTEBOOK

- ⊕ Scored season-high 12 points in win over Norfolk St.; had three made threes.
- ⊕ Played in 33 games and started 19 in 2015-16. Averaged 6.9 points and 2.4 rebounds per game.
- ⊕ Scored double figures in 11 games in 2015-16, including a season-high 18 points vs. Alabama while tying a career-best with five threes.
- ⊕ Scored 13 points, had six assists, and four assists vs. Gardner-Webb; also scored 13 points vs. Stony Brook.
- ⊕ Named to preseason All-SEC 2nd Team by league coaches in 2015.
- ⊕ Named to the SEC All-Freshman team in 2015; SEC freshman leader in points scored in all games and second in threes made.
- ⊕ Third on Vanderbilt's single-season freshman scoring list with 429 points - one of only four Vanderbilt freshman to ever eclipse 400-point barrier.
- ⊕ Seventh in threes made (2.1) and eighth in minutes (33.3) last season. Second amongst freshmen in SEC in threes made behind teammate Matthew Fisher-Davis.
- ⊕ Captured four SEC Freshmen of the Week honors in 2014-15, which set a program record.
- ⊕ Scored in double figures in 24 games in 2014-15, scored 20 or more points in four contests.
- ⊕ Ended freshman season with 102 assists, third on the freshman single-season list.
- ⊕ Scored 19 points and dished out career-best eight assists in win at Ole Miss.
- ⊕ Had a career-high nine rebounds vs. Missouri.
- ⊕ Scored a career-high 26 points in win over Purdue and 26 vs. Western Carolina.
- ⊕ 6'2 guard who lead his Brookfield Central High School team in Wisconsin to a 24-1 record as a senior when he averaged 23.0 points and 2.6 assists per game...Left Brookfield as the school's all-time leading scorer (1,643 points). Also Brookfield's single-season scoring leader with 543 points, and the all-time leader in steals with 188.
- ⊕ Was voted the top point guard in the state of Wisconsin by Wisconsin Hoops, and was the Player of the Year for Waukesha County.
- ⊕ Major is Human and Organizational Development.

LACHANCE GAME-BY-GAME (JUNIOR)

Opponent	M	FG-A	3P-A	FT-A	Reb	PF	A	T	B	S	PTS
N11 Marquette*	33	3-5	2-3	1-2	2	0	2	1	1	0	9
N15 Belmont*	24	1-3	1-1	2-2	3	0	4	1	0	0	5
N18 Norfolk State*	22	4-7	3-5	1-1	4	3	1	3	0	2	12

LaChance's Overall Statistics at Vanderbilt

Year	GP	GS	Min	Avg	FG	FGA	Pct	3FG	3FGA	Pct	FT	FTA	Pct	Off	Def	Tot	Avg	PF	FO	Ast	TO	Blk	Stl	Pts	Avg
2014-15	35	35	1166	33.3	147	337	.436	66	173	.382	69	79	.873	10	100	110	3.1	46	0	102	47	1	25	429	12.3
2015-16	33	19	820	24.8	80	226	.354	43	119	.361	26	34	.765	11	69	80	2.4	61	1	81	44	1	20	229	6.9
2016-17	3	3	79	26.3	8	15	.533	6	9	.667	4	5	.800	0	9	9	3.0	3	0	7	5	1	2	26	8.7
TOTAL	71	57	2065	29.1	235	578	.407	115	301	.382	99	118	.839	21	178	199	2.8	110	1	190	96	3	47	684	9.6

LaChance's SEC Statistics at Vanderbilt

Year	GP	GS	Min	Avg	FG	FGA	Pct	3FG	3FGA	Pct	FT	FTA	Pct	Off	Def	Tot	Avg	PF	FO	Ast	TO	Blk	Stl	Pts	Avg
2014-15	18	18	622	34.6	73	177	.412	35	91	.385	38	45	.844	6	56	62	3.4	27	0	54	29	0	10	219	12.2
2015-16	18	7	417	23.2	35	115	.304	22	64	.344	16	23	.696	6	40	46	2.6	31	1	36	27	0	13	108	6.0
TOTAL	36	25	1039	28.9	108	292	.370	57	155	.368	54	68	.794	12	96	108	3.0	58	1	90	56	0	23	327	9.1



PHILLIP MCGLOIN

20

Junior, Guard
6'1" 183 lbs.
Washington, D.C.
Mercersburg Academy

SEASON HIGHS

- Points:
- FG Made:
- FG Atts:
- 3FG Made:
- 3FG Atts:
- FT Made:
- FT Atts:
- Rebounds:
- Assists:
- Turnovers:
- Blocks:
- Steals:
- Minutes:

CAREER HIGHS

- Points: 3, 2x, last vs. Wofford (12/19/15)
- FG Made: 1, 3x, last vs. Wofford (12/19/15)
- FG Atts: 2, 2x, last vs. Wofford (12/19/15)
- 3FG Made: 1, 2x, last vs. Wofford (12/19/15)
- 3FG Atts: 1, 3x, last vs. Wofford (12/19/15)
- 3FG Atts: 1, 2x, last vs. Detroit (12/2/15)
- FT Made: 2, vs. St. John's (11/23/15)
- FT Atts: 2, 2x, last vs. St. John's (11/23/15)
- Rebounds: 2, 2x, last vs. Wake Forest (11/24/15)
- Assists: 1, vs. Missouri (2/21/15)
- Turnovers: 2, vs. Penn (12/22/14)
- Blocks:
- Steals:
- Minutes: 5, vs. Detroit (12/2/15)

MISCELLANEOUS

MCGLOIN NOTEBOOK

- ✪ Played in 11 games in 2015-16. Averaged 1.0 points and 0.4 rebounds per game.
- ✪ Scored first points of his career in win over Gardner-Webb; also scored three points vs. Wofford.
- ✪ Made first appearance of his career in 2014 in final seconds of win over Purdue.
- ✪ Made the team as a walk-on in October of 2014.
- ✪ Played at Sidwell Friends in Washington, D.C., where his team won two Mid-Atlantic Conference championships and he was named an All-MAC first-team selection in his senior season.
- ✪ Averaged 19.5 points, 6.0 assists, and 5.5 rebounds per game with the Quakers.
- ✪ Member of the School Senate at Sidwell Friends and also named a National Achievement Scholar.
- ✪ Plans to major in Environmental Engineering.

MCGLOIN'S GAME-BY-GAME (JUNIOR)

Opponent	M	FG-A	3P-A	FT-A	Reb	PF	A	T	B	S	PTS
N11 Marquette	DNP										
N15 Belmont	DNP										
N18 Norfolk State	DNP										

McGloin's Overall Statistics at Vanderbilt

Year	GP	GS	Min	Avg	FG	FGA	Pct	3FG	3FGA	Pct	FT	FTA	Pct	Off	Def	Tot	Avg	PF	FO	Ast	TO	Blk	Stl	Pts	Avg
2014-15	5	0	5	1.0	0	1	.000	0	1	.000	0	0	.000	0	3	3	0.6	0	0	1	3	0	0	0	0.0
2015-16	11	0	18	1.6	3	9	.333	2	6	.333	3	4	.750	0	4	4	0.4	2	0	0	0	0	0	11	1.0
TOTAL	16	0	23	1.4	3	10	.300	2	7	.286	3	4	.750	0	7	7	0.4	2	0	1	3	0	0	11	0.7

McGloin's SEC Statistics at Vanderbilt

Year	GP	GS	Min	Avg	FG	FGA	Pct	3FG	3FGA	Pct	FT	FTA	Pct	Off	Def	Tot	Avg	PF	FO	Ast	TO	Blk	Stl	Pts	Avg
2014-15	2	0	2	1.0	0	0	.000	0	0	.000	0	0	.000	0	1	1	0.5	0	0	1	1	0	0	0	0.0
2015-16	4	0	4	1.0	0	1	.000	0	1	.000	0	0	.000	0	1	1	0.3	0	0	0	0	0	0	0	0.0
TOTAL	6	0	6	1.0	0	1	.000	0	1	.000	0	0	.000	0	2	2	0.3	0	0	1	1	0	0	0	0.0





JEFF ROBERSON

11 Junior, Forward
6'6" 224 lbs.
Houston, Texas
The Kinkaid School

SEASON HIGHS

- Points:** 11, vs. Norfolk St. (11/18/16)
- FG Made:** 4, vs. Belmont (11/15/16)
- FG Atts:** 11, vs. Marquette (11/11/16)
- 3FG Made:** 2, vs. Belmont (11/15/16)
- 3FG Atts:** 4, 2x, vs. Belmont (11/15/16)
- FT Made:** 6, vs. Norfolk St. (11/18/16)
- FT Atts:** 6, vs. Norfolk St. (11/18/16)
- Rebounds:** 11, vs. Norfolk St. (11/18/16)
- Assists:** 4, vs. Belmont (11/15/16)
- Turnovers:** 5, vs. Marquette (11/11/16)
- Blocks:**
- Steals:** 1, vs. Marquette (11/11/16)
- Minutes:** 33, 2x, vs. Belmont (11/15/16)

CAREER HIGHS

- Points:** 20, vs. Texas A&M (2/4/16)
- FG Made:** 8, vs. Texas A&M (2/4/16)
- FG Atts:** 13, vs. Kentucky (2/27/16)
- 3FG Made:** 3, 2x, last vs. Texas A&M (2/4/16)
- 3FG Atts:** 4, 2x, last vs. Texas A&M (2/4/16)
- FT Made:** 8, vs. Georgia (2/20/16)
- FT Atts:** 9, vs. Georgia (2/20/16)
- Rebounds:** 13, vs. St. John's (11/23/15)
- Assists:** 5, vs. Alabama (1/16/16)
- Turnovers:** 5, vs. Marquette (11/11/16)
- Blocks:** 2, 3x, last at Miss. State (2/16/16)
- Steals:** 2, 5x, last vs. Alabama (1/16/16)
- Minutes:** 39, at Miss. State (2/16/16)

MISCELLANEOUS

	2016-17	Career
Double-Digit Pts.	2	23
10+ Rebounds	2	6
Double-Doubles	1	7

ROBERSON NOTEBOOK

- ✪ Registered first double-double of 2016-17 against Norfolk State (11 pts, 11 rebs).
- ✪ Scored nine points and had 10 rebounds in season opener vs. Marquette; had 10 points and 8 rebs. vs. Belmont.
- ✪ Played in 32 games in 2015-16 and made 25 starts. Averaged 9.3 points and 5.6 rebounds per game and 11.0 points and 5.7 rebounds in conference play. Shot 43.5% from three for the season.
- ✪ Scored in double figures in 18 games in 2015-16, including a career-high 20-point effort against Texas A&M in Nashville (2/4), when he was 8-10 from the floor and 3-4 from three.
- ✪ Tallied five double-doubles, including an 18-point, 10-rebound effort in win at Florida.
- ✪ Grabbed career-high 13 rebounds in win over St. John's in Maui.
- ✪ Finished fifth in the SEC in all games in free throw percentage (.833); second in league games only (.877).
- ✪ Started 24 games as a true freshman in 2014-15; averaged 4.7 ppg and shot 45.5% from three.
- ✪ Scored career-high 12 points vs. Tennessee at Memorial Gym.
- ✪ Scored eight points at Georgia Tech on 4-of-5 shooting; also scored eight points vs. Penn and 4-5 from floor.
- ✪ Tied a career high with eight rebounds against Baylor.
- ✪ Played career-high 35 minutes vs. LaSalle and scored seven points and grabbed seven rebounds.
- ✪ Left The Kinkaid School as the school's all-time leading scorer with 1,743 points.
- ✪ Averaged 20.1 points, 9.2 rebounds, 2.0 assists, and 1.5 steals per game in his senior season at the Kinkaid School in Houston.
- ✪ Named a finalist for the Guy V. Lewis Award, which is given to the top high school player in the city of Houston.
- ✪ As a senior, Roberson shot 66.8% from the floor, 48% from three-point range, and 78% from the free throw line.
- ✪ SEC Academic Honor Roll member in 2015.
- ✪ Chose Vanderbilt over Georgia Tech, Saint Louis, and Harvard.

ROBERSON GAME-BY-GAME (JUNIOR)

Opponent	M	FG-A	3P-A	FT-A	Reb	PF	A	T	B	S	PTS
N11 Marquette*	33	3-11	1-4	2-2	10	0	2	5	0	1	9
N15 Belmont*	33	4-8	2-4	0-0	8	5	4	1	0	0	10
N18 Norfolk State*	24	2-8	1-4	6-6	11	3	3	3	0	0	11

Roberson's Overall Statistics at Vanderbilt

Year	GP	GS	Min	Avg	FG	FGA	Pct	3FG	3FGA	Pct	FT	FTA	Pct	Off	Def	Tot	Avg	PF	FO	Ast	TO	Blk	Stl	Pts	Avg
2014-15	33	24	637	19.3	50	103	.485	15	33	.455	40	64	.625	32	70	102	3.1	86	2	37	48	10	13	155	4.7
2015-16	32	25	858	26.8	91	186	.489	30	69	.435	85	102	.833	58	121	179	5.6	101	5	38	34	6	15	297	9.3
2016-17	3	3	90	30.0	9	27	.333	4	12	.333	8	8	1.000	11	18	29	9.7	8	1	9	9	0	1	30	10.0
TOTAL	68	52	1585	23.3	150	316	.475	49	114	.430	133	174	.764	101	209	310	4.6	195	8	84	91	16	29	482	7.1

Roberson's SEC Statistics at Vanderbilt

Year	GP	GS	Min	Avg	FG	FGA	Pct	3FG	3FGA	Pct	FT	FTA	Pct	Off	Def	Tot	Avg	PF	FO	Ast	TO	Blk	Stl	Pts	Avg
2014-15	16	11	313	19.6	22	49	.449	7	13	.538	24	40	.600	18	29	47	2.9	43	1	20	23	3	6	75	4.7
2015-16	18	17	524	29.1	60	114	.526	21	43	.488	57	65	.877	33	69	102	5.7	61	4	29	17	2	7	198	11.0
TOTAL	34	28	837	24.6	82	163	.503	28	56	.500	81	105	.771	51	98	149	4.4	104	5	49	40	5	13	273	8.0



JOE TOYE

2

Sophomore, Guard
6'7" 208 lbs.
Chicago, Ill.
Whitney Young HS

SEASON HIGHS

Points: 8, vs. Marquette (11/11/16)
FG Made: 2, vs. Marquette (11/11/16)
FG Atts: 4, vs. Marquette (11/11/16)
3FG Made:
3FG Atts: 2, vs. Marquette (11/11/16)
FT Made: 4, vs. Marquette (11/11/16)
FT Atts: 6, vs. Marquette (11/11/16)
Rebounds: 6, vs. Belmont (11/15/16)
Assists: 2, 2x, last vs. Norfolk St. (11/18/16)
Turnovers: 1, vs. Marquette (11/11/16)
Blocks:
Steals:
Minutes: 21, 2x, last vs. Norfolk St. (11/18/16)

CAREER HIGHS

Points: 10, 3x, last vs. Wichita State (3/15/16)
FG Made: 3, 7x, last vs. Wichita State (3/15/16)
FG Atts: 6, 2x, last vs. Wichita State (3/15/16)
3FG Made: 3, vs. Tennessee (3/10/16)
3FG Atts: 4, vs. Tennessee (3/10/16)
FT Made: 4, vs. Detroit (12/2/15)
FT Atts: 6, vs. Detroit (12/2/15)
Rebounds: 6, vs. Belmont (11/15/16)
Assists: 4, vs. Tennessee (3/10/16)
Turnovers: 1, 8x, last vs. Wichita State (3/15/16)
Blocks: 1, vs. Wofford (12/19/15)
Steals: 1, 5x, last vs. Tennessee (3/1/16)
Minutes: 26, vs. Wichita State (3/15/16)

MISCELLANEOUS

TOYE NOTEBOOK

- ✪ Played in 30 games in 2015-16 and averaged 3.6 points and 1.2 rebounds per game. Scored in double figures in three games.
- ✪ Tied a career high with 10 points against Tennessee at SEC Tournament. Made a career-high three three's in a career-best 23 minutes of action. Also scored 10 points in First Four game vs. Wichita State.
- ✪ Scored career-high 10 points vs. Detroit - tied his career high with three made field goals.
- ✪ Signed with the Commodores in November of 2014.
- ✪ Was ranked as the sixth-best player in the state of Illinois and a four-star prospect by ESPN, and was also ranked as the 113th-best prospect in the nation by Rivals.com.
- ✪ Toye and his twin sister Elizabeth are both Division I basketball players - Elizabeth plays for Wisconsin.
- ✪ Attended Whitney Young High School in Chicago, where he was named as a First-Team All-City selection.
- ✪ Averaged 18.0 points, 7.0 rebounds, 2.0 assists, 2.0 steals, and 1.5 blocks as a senior.
- ✪ Chose the Commodores over Iowa, Memphis, Creighton, Bradley, UIC, and Missouri.
- ✪ Recipient of the Edie and David Johnson Family Basketball Scholarship.
- ✪ Advice to youngsters: "Don't let negative influences in your life."

TOYE GAME-BY-GAME (FRESHMAN)

Opponent	M	FG-A	3P-A	FT-A	Reb	PF	A	T	B	S	PTS
N11 Marquette	21	2-4	0-2	4-6	2	1	2	1	0	0	8
N15 Belmont	14	1-3	0-1	1-2	6	0	0	1	0	0	3
N18 Norfolk State	21	1-3	0-1	3-4	3	2	2	0	0	0	2

Toye's Overall Statistics at Vanderbilt

Year	GP	GS	Min	Avg	FG	FGA	Pct	3FG	3FGA	Pct	FT	FTA	Pct	Off	Def	Tot	Avg	PF	FO	Ast	TO	Blk	Stl	Pts	Avg
2015-16	30	0	257	8.6	37	74	.500	9	21	.429	25	39	.641	7	30	37	1.2	28	0	10	13	2	6	108	3.6
2016-17	3	0	56	18.7	4	10	.400	0	4	.000	8	12	.667	2	9	11	3.7	3	0	4	2	0	0	16	5.3
TOTAL	33	0	313	9.5	41	84	.488	9	25	.360	33	51	.647	9	39	48	1.5	31	0	14	15	2	6	124	3.8

Toye's SEC Statistics at Vanderbilt

Year	GP	GS	Min	Avg	FG	FGA	Pct	3FG	3FGA	Pct	FT	FTA	Pct	Off	Def	Tot	Avg	PF	FO	Ast	TO	Blk	Stl	Pts	Avg
2015-16	17	0	100	5.9	11	27	.407	2	9	.222	9	13	.692	2	11	13	0.8	9	0	3	8	1	3	33	1.9
TOTAL	17	0	100	5.9	11	27	.407	2	9	.222	9	13	.692	2	11	13	0.8	9	0	3	8	1	3	33	1.9





PAYTON WILLIS

1

Freshman, Guard
6'4" 182 lbs.
Fayetteville, Ark.
Fayetteville HS

SEASON HIGHS

Points: 10, vs. Belmont (11/15/16)
FG Made: 3, vs. Belmont (11/15/16)
FG Atts: 5, vs. Belmont (11/15/16)
3FG Made: 1, vs. Belmont (11/15/16)
3FG Atts: 3, vs. Belmont (11/15/16)
FT Made: 3, vs. Belmont (11/15/16)
FT Atts: 6, vs. Marquette (11/11/16)
Rebounds: 4, vs. Norfolk St. (11/18/16)
Assists: 5, vs. Norfolk St. (11/18/16)
Turnovers: 3, vs. Norfolk St. (11/18/16)
Blocks:
Steals: 1, 2x, vs. Belmont (11/15/16)
Minutes: 20, vs. Norfolk St. (11/18/16)

CAREER HIGHS

Points: 10, vs. Belmont (11/15/16)
FG Made: 3, vs. Belmont (11/15/16)
FG Atts: 5, vs. Belmont (11/15/16)
3FG Made: 1, vs. Belmont (11/15/16)
3FG Atts: 3, vs. Belmont (11/15/16)
FT Made: 3, vs. Belmont (11/15/16)
FT Atts: 6, vs. Marquette (11/11/16)
Rebounds: 4, vs. Norfolk St. (11/18/16)
Assists: 5, vs. Norfolk St. (11/18/16)
Turnovers: 3, vs. Norfolk St. (11/18/16)
Blocks:
Steals: 1, 2x, vs. Belmont (11/15/16)
Minutes: 20, vs. Norfolk St. (11/18/16)

WILLIS NOTEBOOK

- ✪ Scored career-high 10 points in win over Belmont; dished out five assists vs. Norfolk St.
- ✪ Signed with the Commodores in the fall of 2015.
- ✪ Third ever Commodore from the state of Arkansas and first since Ralph Childs played for Vanderbilt in the 1955-56 season.
- ✪ Attended Fayetteville High School in Fayetteville, Arkansas, averaged 15.9 points, 3.6 rebounds, 3.5 assists, and 1.5 steals per game while also shooting 44.7% from three in his junior season and was honored as an all-conference and all-state selection as a sophomore and junior.
- ✪ Was ranked as the second-ranked player in the state of Arkansas, the 22nd-best point guard in the country by 247sports.com, and ranked as the 119th-best player in the nation by Rivals.com.

WILLIS GAME-BY-GAME (FRESHMAN)

Opponent	M	FG-A	3P-A	FT-A	Reb	PF	A	T	B	S	PTS
N11 Marquette	8	1-3	0-1	1-6	2	1	1	0	0	1	3
N15 Belmont	16	3-5	1-3	3-4	1	1	0	2	0	1	10
N18 Norfolk State	20	1-4	0-1	0-0	4	1	5	3	0	0	2

Willis' Overall Statistics at Vanderbilt

Year	GP	GS	Min	Avg	FG	FGA	Pct	3FG	3FGA	Pct	FT	FTA	Pct	Off	Def	Tot	Avg	PF	FO	Ast	TO	Blk	Stl	Pts	Avg
2016-17	3	0	44	14.7	5	12	.417	1	5	.200	4	10	.400	4	3	7	2.3	2	0	6	5	0	2	15	5.0
TOTAL	3	0	44	14.7	5	12	.417	1	5	.200	4	10	.400	4	3	7	2.3	2	0	6	5	0	2	15	5.0





2016-17 Vanderbilt Basketball
 Vanderbilt Combined Team Statistics (as of Nov 20, 2016)
 All games



RECORD:	OVERALL	HOME	AWAY	NEUTRAL
ALL GAMES	2-1	2-0	0-0	0-1
CONFERENCE	0-0	0-0	0-0	0-0
NON-CONFERENCE	2-1	2-0	0-0	0-1

#	Player	gp-gs	min	avg	Total		3-Point		F-Throw		Rebounds				pf	dq	a	to	blk	stl	pts	avg
					fg-fga	fg%	3fg-fga	3fg%	ft-fta	ft%	off	def	tot	avg								
05	FISHER-DAVIS, Matth	3-3	83	27.7	13-32	.406	9-20	.450	11-11	1.000	0	6	6	2.0	3	0	3	6	1	1	46	15.3
03	KORNET, Luke	3-3	74	24.7	10-23	.435	1-4	.250	23-28	.821	3	14	17	5.7	5	0	3	7	9	0	44	14.7
11	ROBERSON, Jeff	3-3	90	30.0	9-27	.333	4-12	.333	8-8	1.000	11	18	29	9.7	8	1	9	9	0	1	30	10.0
13	LACHANCE, Riley	3-3	79	26.3	8-15	.533	6-9	.667	4-5	.800	0	9	9	3.0	3	0	7	5	1	2	26	8.7
02	TOYE, Joe	3-0	56	18.7	4-10	.400	0-4	.000	8-12	.667	2	9	11	3.7	3	0	4	2	0	0	16	5.3
12	BAPTISTE, Djery	3-0	38	12.7	5-10	.500	0-0	.000	6-10	.600	4	7	11	3.7	11	0	0	4	4	2	16	5.3
01	WILLIS, Payton	3-0	44	14.7	5-12	.417	1-5	.200	4-10	.400	4	3	7	2.3	2	0	6	5	0	2	15	5.0
24	CRESSLER, Nolan	3-3	62	20.7	6-18	.333	3-6	.500	0-0	.000	5	12	17	5.7	6	0	5	3	0	1	15	5.0
15	BROWN, Clevon	3-0	34	11.3	4-6	.667	2-4	.500	1-1	1.000	1	4	5	1.7	3	0	0	1	3	0	11	3.7
00	JUSTICE, Camron	3-0	40	13.3	3-11	.273	1-6	.167	0-0	.000	0	4	4	1.3	0	0	5	2	0	1	7	2.3
Team											3	5	8					2				
Total.....		3	600		67-164	.409	27-70	.386	65-85	.765	33	91	124	41.3	44	1	42	46	18	10	226	75.3
Opponents.....		3	600		81-202	.401	24-83	.289	27-38	.711	33	75	108	36.0	67	-	39	33	7	20	213	71.0

TEAM STATISTICS	VU	OPP	Date	Opponent	Score	Att.
SCORING	226	213	11/11/16	vs Marquette	L 71-95	4116
Points per game	75.3	71.0	11/15/16	BELMONT	w 80-66	9116
Scoring margin	+4.3	-	11/18/16	NORFOLK STATE	w 75-52	8205
FIELD GOALS-ATT	67-164	81-202	* - Conference game			
Field goal pct	.409	.401				
3 POINT FG-ATT	27-70	24-83				
3-point FG pct	.386	.289				
3-pt FG made per game	9.0	8.0				
FREE THROWS-ATT	65-85	27-38				
Free throw pct	.765	.711				
F-Throws made per game	21.7	9.0				
REBOUNDS	124	108				
Rebounds per game	41.3	36.0				
Rebounding margin	+5.3	-				
ASSISTS	42	39				
Assists per game	14.0	13.0				
TURNOVERS	46	33				
Turnovers per game	15.3	11.0				
Turnover margin	-4.3	-				
Assist/turnover ratio	0.9	1.2				
STEALS	10	20				
Steals per game	3.3	6.7				
BLOCKS	18	7				
Blocks per game	6.0	2.3				
ATTENDANCE	17321	4116				
Home games-Avg/Game	2-8660	0-0				
Neutral site-Avg/Game	-	1-4116				

Score by Periods	1st	2nd	Totals
Vanderbilt	113	113	226
Opponents	88	125	213



2016-17 Vanderbilt Basketball
 Vanderbilt Team Game-by-Game (as of Nov 20, 2016)
 All games



TEAM STATISTICS

Opponent	Date	Score		Total		3-Pointers		Free throws		Rebounds				pf	a	t/o	blk	stl	pts	avg
				fg-fga	pct	3fg-fga	pct	ft-fta	pct	off	def	tot	avg							
vs Marquette	11/11/16	71-95	L	23-58	.397	8-24	.333	17-26	.654	11	26	37	37.0	10	13	19	5	4	71	71.0
BELMONT	11/15/16	80-66	W	23-50	.460	9-18	.500	25-31	.806	7	34	41	39.0	15	13	14	4	2	80	75.5
NORFOLK STATE	11/18/16	75-52	W	21-56	.375	10-28	.357	23-28	.821	15	31	46	41.3	19	16	13	9	4	75	75.3
Vanderbilt		226		67-164	.409	27-70	.386	65-85	.765	33	91	124	41.3	44	42	46	18	10	226	75.3
Opponents		213		81-202	.401	24-83	.289	27-38	.711	33	75	108	36.0	67	39	33	7	20	213	71.0

Games played: 3
 Points/game: 75.3
 FG Pct: 40.9
 3FG Pct: 38.6
 FT Pct: 76.5

Rebounds/game: 41.3
 Assists/game: 14.0
 Turnovers/game: 15.3
 Assist/turnover ratio: 0.9
 Steals/game: 3.3
 Blocks/game: 6.0



2016-17 Vanderbilt Basketball
 Vanderbilt Opponent Game-by-Game (as of Nov 20, 2016)
 All games



OPPONENT STATISTICS

Opponent	Date	Score		Total		3-Pointers		Free throws		Rebounds				pf	a	t/o	blk	stl	pts	avg
				fg-fga	pct	3fg-fga	pct	ft-fta	pct	off	def	tot	avg							
vs Marquette	11/11/16	71-95	L	39-74	.527	13-31	.419	4-5	.800	10	29	39	39.0	23	22	12	4	13	95	95.0
BELMONT	11/15/16	80-66	W	24-68	.353	9-41	.220	9-13	.692	10	23	33	36.0	23	15	9	2	4	66	80.5
NORFOLK STATE	11/18/16	75-52	W	18-60	.300	2-11	.182	14-20	.700	13	23	36	36.0	21	2	12	1	3	52	71.0
Opponents		213		81-202	.401	24-83	.289	27-38	.711	33	75	108	36.0	67	39	33	7	20	213	71.0
Vanderbilt		226		67-164	.409	27-70	.386	65-85	.765	33	91	124	41.3	44	42	46	18	10	226	75.3

Games played: 3
 Points/game: 71.0
 FG Pct: 40.1
 3FG Pct: 28.9
 FT Pct: 71.1

Rebounds/game: 36.0
 Assists/game: 13.0
 Turnovers/game: 11.0
 Assist/turnover ratio: 1.2
 Steals/game: 6.7
 Blocks/game: 2.3



2016-17 Vanderbilt Basketball
Vanderbilt Points-Rebounds-Assists (as of Nov 20, 2016)
All games



Opponent	Date	Score		00 JUSTICE,CA	01 WILLIS,PAY	02 TOYE,JOE	03 KORNET,LUK	05 FISHER-DAV	11 ROBERSON,J	12 BAPTISTE,D
vs Marquette	11/11/16	71-95	L	2-2-3	3-2-1	8-2-2	15-5-1	12-0-1	9-10-2	1-1-0
BELMONT	11/15/16	80-66	w	3-1-0	10-1-0	3-6-0	20-7-2	16-3-0	10-8-4	8-3-0
NORFOLK STATE	11/18/16	75-52	w	2-1-2	2-4-5	5-3-2	9-5-0	18-3-2	11-11-3	7-7-0

Opponent	Date	Score		13 LACHANCE,R	15 BROWN,CLEV	24 CRESSLER,N
vs Marquette	11/11/16	71-95	L	9-2-2	5-2-0	7-9-1
BELMONT	11/15/16	80-66	w	5-3-4	0-0-0	5-5-3
NORFOLK STATE	11/18/16	75-52	w	12-4-1	6-3-0	3-3-1