



**Vanderbilt (4-4) vs. High Point (4-4)**  
**Nashville, Tenn. - Memorial Gym - 7 p.m. CT**

**TV:** SEC Network Plus  
**TV Talent:** Kevin Ingram (play by play), Shan Foster (Color)  
**Radio:** Vanderbilt Radio Network from IMG College, vucommodores.com  
**Radio Talent:** Joe Fisher (pxp), Tim Thompson (analyst)  
**Satellite Radio:** Sirius 108  
**Live Stats:** vucommodores.com  
**Twitter Updates:** @VandyMBB

**Vanderbilt Athletic Communications**

2601 Jess Neely Drive, Nashville, TN 37212  
**phone:** 615-322-4121  
**www.vucommodores.com**

**VANDERBILT SCHEDULE/RESULTS**

**NOVEMBER**

Date	VU	Opp	Opponent	Time/Result	TV/Rec.
Nov. 11	-	-	Marquette#	L, 71-95	0-1
Nov. 15	-	-	Belmont	W, 80-66	1-1
Nov. 18	-	-	Norfolk St. ^	W, 75-52	2-1
Nov. 21	-	-	Bucknell ^	L, 72-75	2-2
Nov. 24	-	-	Butler	L, 66-76	2-3
Nov. 25	-	-	Santa Clara	W, 76-66	3-3

**Continental Tire Las Vegas Invitational, Las Vegas, Nev.**

Nov. 29	-	-	Tennessee St.	W, 83-59	4-3
---------	---	---	---------------	----------	-----

**DECEMBER**

Date	VU	Opp	Opponent	Time	TV/Rec.
Dec. 3	-	-	Minnesota+	L, 52-56	4-4
Dec. 6	-	-	High Point	7 pm	SECN+
Dec. 8	-	-	M. Tennessee	6:30 pm	CBSN
Dec. 17	-	-	Chattanooga	7:30 pm	SECN
Dec. 21	-	-	Dayton	6 pm	TWSC
Dec. 29	-	-	LSU*	8 pm	ESPNU

**JANUARY**

Date	VU	Opp	Opponent	Time	TV/Rec.
Jan. 4	-	-	Auburn*	6 pm	SECN
Jan. 7	-	-	Alabama*	6 pm	ESPNU
Jan. 10	-	-	Kentucky*	6 pm	ESPN
Jan. 14	-	-	Tennessee*	7:30 pm	SECN
Jan. 17	-	-	Georgia*	8 pm	ESPNU
Jan. 21	-	-	Florida*	11 am	CBS
Jan. 24	-	-	Arkansas*	7:30 pm	SECN
Jan. 28	-	-	Iowa State%	3 pm	ESPN2
Jan. 31	-	-	Texas A&M*	8 pm	ESPNU

**FEBRUARY**

Date	VU	Opp	Opponent	Time	TV/Rec.
Feb. 4	-	-	Ole Miss*	2 pm	ESPNU
Feb. 7	-	-	Arkansas*	7:30 pm	SECN
Feb. 11	-	-	Missouri*	2:30 pm	SECN
Feb. 16	-	-	Texas A&M*	6 pm	ESPN/2
Feb. 18	-	-	S. Carolina*	7:30 pm	SECN
Feb. 22	-	-	Tennessee*	5:30 pm	SECN
Feb. 25	-	-	Miss. State*	3 pm	ESPNU
Feb. 28	-	-	Kentucky*	8 pm	ESPN

**MARCH**

Date	VU	Opp	Opponent	Time	TV/Rec.
Mar. 4	-	-	Florida*	1 pm	ESPN/2

**ALL TIMES CENTRAL**

RANKINGS: AP/ESPN

\*SEC GAME; #Northwestern Mutual Veterans Classic, Annapolis, Md.;



^Continental Tire Las Vegas Invitational, Nashville, Tenn.;

+Sanford Pentagon, Sioux Falls, S.D.; %SEC/Big 12 Challenge;

SECN: SEC Network; SECN+: SEC Network Plus;












CBSSN: CBS Sports Network; TWSC: Time Warner Sports Channel

**GAME INFORMATION**

	SERIES INFORMATION	
<p><b>2016-17 Record:</b> 4-4  <b>Head Coach:</b> Bryce Drew  <b>Career Record:</b> 128-53 (6)  <b>VU Record:</b> 4-4 (1)</p> <p><b>2016-17 LEADERS</b>  <b>Points:</b> M. Fisher-Davis (14.4)  <b>Rebounds:</b> Jeff Roberson (8.0)  <b>Assists:</b> Riley LaChance (4.4)  <b>Blocks:</b> Luke Kornet (2.0)</p>	<p><b>Series Record:</b> VU leads, 1-0.  <b>Last Meeting:</b> Vanderbilt win 81-75 on 12/15/02 at Memorial Gym.  <b>Record at Vanderbilt:</b> VU leads 1-0.  <b>Record at HPU:</b> NA  <b>Record at Neutral Site:</b> NA  <b>Coach Drew vs. High Point:</b> Coach Drew has never faced High Point.</p>	<p><b>2016-17 Record:</b> 4-4  <b>Head Coach:</b> Scott Cherry  <b>Career Record:</b> 121-106 (8)  <b>High Point Record:</b> same</p> <p><b>2016-17 LEADERS</b>  <b>Points:</b> Andre Fox (16.0)  <b>Rebounds:</b> Miles Bowman, Jr. (9.8)  <b>Assists:</b> Jamal Wright (3.5)  <b>Blocks:</b> Andre Fox (1.0)</p>

**QUICK HITTERS**

- ★ Vanderbilt dropped to 4-4 on the season after a 56-52 loss to Minnesota on December 3 at the Sanford Pentagon in Sioux Falls, S.D. Junior Jeff Roberson garnered his seventh career double-double with 12 points and a career-high 16 rebounds. Roberson's previous career-best in rebounds was 13 against St. John's in Maui on November 23, 2015. Senior Luke Kornet also added double figures with 12 points.
- ★ Roberson is fourth in the SEC in rebounding (8.0) and second in defensive rebounding (5.9). His rebounding average is the most by a Commodore since Will Perdue averaged 10.1 rebounds per game in 1987-88.
- ★ The Commodores shot their lowest field goal percentage of the season against Minnesota (30.2%). Vanderbilt was also 32% from three on the night.
- ★ Vanderbilt out rebounded Minnesota 46-41, and 14-10 on the offensive glass.
- ★ Matthew Fisher-Davis, Kornet and Roberson have scored in double figures in six games apiece, Riley LaChance in four.
- ★ LaChance is shooting 19-28 from three on the season (67.9%). He has 28 assists and only five turnovers in the last five games and has made 10 threes in his last three games.
- ★ LaChance leads the SEC in 3FG% (.679), is tied for second in assist to turnover ratio (3.5), tied for seventh in assists (4.4), and seventh in 3FG made (2.4).
- ★ In Las Vegas, the Commodores made 15 threes against Santa Clara for the first time since making 17 against Ole Miss on January 15, 2013.
- ★ Fisher-Davis leads the team in scoring with 14.4 points per game, while Kornet adds 13.8 points, Roberson 10.8, and LaChance 10.1.
- ★ Fisher-Davis is tied for fourth in the SEC in 3FG Made (2.5), seventh in 3FG% (.426), and 10th in free throw percentage (.844).
- ★ The Commodores have had four four-point play attempts this season.
- ★ Freshman guard Payton Willis has started in three consecutive games, beginning with the game against Santa Clara. Against the Broncos, Willis had a career-high eight assists. It was the most by a Commodore since Wade Baldwin IV had eight assists against Tennessee on March 10, 2016. Willis scored a career-high 17 points vs. Butler.
- ★ Vanderbilt recently played in their fourth neutral site game of the season against Minnesota in Sioux Falls, S.D., joining the season opener vs. Marquette (Veterans Classic, Annapolis, Md.) and the two games at the Continental Tire Las Vegas Invitational (Butler, Santa Clara).
- ★ As a team, Vanderbilt is first in the SEC in three-point field goals made (9.3) and three-point field goal percentage (.398).
- ★ Kornet had four blocks against Norfolk State, the 15th time in his career that he has posted four or more blocks. He led the SEC in blocks a year ago and was tied for third nationally, averaging 3.0 per contest.
- ★ Head coach Bryce Drew takes over the Vanderbilt program after spending five seasons as the head coach of his alma mater, Valparaiso, where he posted a 124-49 record. Drew was a three-time Horizon League Coach of the Year and two-time NABC District 12 Coach of the Year with Valparaiso, where he averaged 25 wins a season, won four regular season championships, and made four postseason appearances, two in the NCAA Tournament and two in the NIT, with the Crusaders.

0		<p><b>CAMRON JUSTICE</b> G ★ 6-3 ★ 180 ★ So. ★ Hindman, Ky.</p> <table border="1"> <thead> <tr> <th>PPG</th> <th>RPG</th> <th>APG</th> <th>SPG</th> <th>BPG</th> <th>MPG</th> </tr> </thead> <tbody> <tr> <td>1.5</td> <td>0.8</td> <td>1.2</td> <td>0.3</td> <td>0.0</td> <td>9.8</td> </tr> </tbody> </table>	PPG	RPG	APG	SPG	BPG	MPG	1.5	0.8	1.2	0.3	0.0	9.8	<p><b>NOTES:</b> Scored two points and had three assists vs. Marquette...Finished high school career as third-leading scorer (3,588 points) in history of Kentucky High School basketball...As a senior in 2015, he was named the Gatorade POY and Mr. Basketball for the state of Kentucky.</p>	<p><b>CAREER HIGHS</b> <b>Pts.</b> - 12, at Tenn. (1/20/16) <b>Rebs.</b> - 3, 2x, last vs. Kansas (11/25/15) <b>Ast.</b> - 2, vs. SJU (11/23/15) <b>Min.</b> - 23, vs. Wake Forest (11/24/15)</p>
PPG	RPG	APG	SPG	BPG	MPG											
1.5	0.8	1.2	0.3	0.0	9.8											
1		<p><b>PAYTON WILLIS</b> G ★ 6-4 ★ 182 ★ Fr. ★ Fayetteville, Ark.</p> <table border="1"> <thead> <tr> <th>PPG</th> <th>RPG</th> <th>APG</th> <th>SPG</th> <th>BPG</th> <th>MPG</th> </tr> </thead> <tbody> <tr> <td>6.4</td> <td>2.1</td> <td>2.5</td> <td>0.4</td> <td>0.1</td> <td>19.8</td> </tr> </tbody> </table>	PPG	RPG	APG	SPG	BPG	MPG	6.4	2.1	2.5	0.4	0.1	19.8	<p><b>NOTES:</b> Scored a career-high 17 points vs. Butler.. Made first start vs. Santa Clara - played career-high 32 minutes, dished out career-best 8 assists... 3rd Commodore from the state of Arkansas and first since Ralph Childs played for Vanderbilt in the 1955-56 season.</p>	<p><b>CAREER HIGHS</b> <b>Pts.</b> - 17, vs. Butler (11/24/16) <b>Rebs.</b> - 4, vs. Norfolk St. (11/18/16) <b>Ast.</b> - 8, vs. Santa Clara (11/25/16) <b>Min.</b> - 32, vs. Santa Clara (11/25/16)</p>
PPG	RPG	APG	SPG	BPG	MPG											
6.4	2.1	2.5	0.4	0.1	19.8											
2		<p><b>JOE TOYE</b> G/F ★ 6-7 ★ 208 ★ So. ★ Chicago, Ill.</p> <table border="1"> <thead> <tr> <th>PPG</th> <th>RPG</th> <th>APG</th> <th>SPG</th> <th>BPG</th> <th>MPG</th> </tr> </thead> <tbody> <tr> <td>3.9</td> <td>2.4</td> <td>0.9</td> <td>0.3</td> <td>0.0</td> <td>14.9</td> </tr> </tbody> </table>	PPG	RPG	APG	SPG	BPG	MPG	3.9	2.4	0.9	0.3	0.0	14.9	<p><b>NOTES:</b> Scored eight points vs. Marquette... Attended Whitney Young High School in Chicago, where he was named as First-Team All-City... Averaged 18.0 points, 7.0 rebounds, 2.0 assists, 2.0 steals, and 1.5 blocks as a senior.</p>	<p><b>CAREER HIGHS</b> <b>Pts.</b> - 10, 2x, last vs. Tenn. (3/10/16) <b>Rebs.</b> - 6, vs. Belmont (11/15) <b>Ast.</b> - 2, vs. Norfolk St. (11/18/16) <b>Min.</b> - 23, vs. Tenn. (3/10/16)</p>
PPG	RPG	APG	SPG	BPG	MPG											
3.9	2.4	0.9	0.3	0.0	14.9											
3		<p><b>LUKE KORNET</b> F ★ 7-1 ★ 250 ★ Sr. ★ Lantana, Texas</p> <table border="1"> <thead> <tr> <th>PPG</th> <th>RPG</th> <th>APG</th> <th>SPG</th> <th>BPG</th> <th>MPG</th> </tr> </thead> <tbody> <tr> <td>13.8</td> <td>5.8</td> <td>0.9</td> <td>0.1</td> <td>2.0</td> <td>27.0</td> </tr> </tbody> </table>	PPG	RPG	APG	SPG	BPG	MPG	13.8	5.8	0.9	0.1	2.0	27.0	<p><b>NOTES:</b> 7'1 forward/center who finished 3rd in the nation in blocks at 3.0 blocks per game a year ago...Second on team in scoring with 13.8 ppg...Scored 20 points vs. Belmont; made career-high 12 free throws...Scored 19 points vs. Bucknell...Had 4 blocks vs. Norfolk St.</p>	<p><b>CAREER HIGHS</b> <b>Pts.</b> - 24, vs. Tenn. St. (11/23/14) <b>Rebs.</b> - 14, at Tenn. (1/20/16) <b>Ast.</b> - 4, 2x, last vs. S.C. (2/7/15) <b>Min.</b> - 37, vs. Stony Brook (11/19/15)</p>
PPG	RPG	APG	SPG	BPG	MPG											
13.8	5.8	0.9	0.1	2.0	27.0											
5		<p><b>MATTHEW FISHER-DAVIS</b> G ★ 6-5 ★ 185 ★ Jr. ★ Charlotte, N.C.</p> <table border="1"> <thead> <tr> <th>PPG</th> <th>RPG</th> <th>APG</th> <th>SPG</th> <th>BPG</th> <th>MPG</th> </tr> </thead> <tbody> <tr> <td>14.4</td> <td>2.6</td> <td>1.3</td> <td>0.8</td> <td>0.1</td> <td>28.6</td> </tr> </tbody> </table>	PPG	RPG	APG	SPG	BPG	MPG	14.4	2.6	1.3	0.8	0.1	28.6	<p><b>NOTES:</b> Tallied career-high 23 points vs. Bucknell... Scored game-high 22 points vs. Tenn. St...Has 20 made threes this year...Led SEC in 3-Point FG percentage (.446) in 2015-16; shooting 42.6% this year... Made 79 threes last year and has 170 in his career.</p>	<p><b>CAREER HIGHS</b> <b>Pts.</b> - 23, vs. Bucknell (11/21/16) <b>Rebs.</b> - 11, vs. Wofford (12/19/15) <b>Ast.</b> - 5, at Ole Miss (3/7/15) <b>Min.</b> - 41, at Arkansas (1/5/16)</p>
PPG	RPG	APG	SPG	BPG	MPG											
14.4	2.6	1.3	0.8	0.1	28.6											
11		<p><b>JEFF ROBERSON</b> F ★ 6-6 ★ 224 ★ Jr. ★ Houston, Texas</p> <table border="1"> <thead> <tr> <th>PPG</th> <th>RPG</th> <th>APG</th> <th>SPG</th> <th>BPG</th> <th>MPG</th> </tr> </thead> <tbody> <tr> <td>10.8</td> <td>8.0</td> <td>2.1</td> <td>0.8</td> <td>0.5</td> <td>31.3</td> </tr> </tbody> </table>	PPG	RPG	APG	SPG	BPG	MPG	10.8	8.0	2.1	0.8	0.5	31.3	<p><b>NOTES:</b> Registered second double-double of year and 7th of career vs. Minnesota...Scored in double figures in last four games...Grabbed career-high 16 rebs. vs. Minnesota...Fourth in SEC in rebounding and second in defensive rebounding.</p>	<p><b>CAREER HIGHS</b> <b>Pts.</b> - 20, vs. Texas A&amp;M (2/4/16) <b>Rebs.</b> - 16, vs. Minnesota (12/3/16) <b>Ast.</b> - 5, 2x, last vs. Bucknell (11/21/16) <b>Min.</b> - 37, vs. Kentucky (2/27/16)</p>
PPG	RPG	APG	SPG	BPG	MPG											
10.8	8.0	2.1	0.8	0.5	31.3											
12		<p><b>DJERY BAPTISTE</b> C ★ 6-10 ★ 240 ★ R-Fr. ★ Gonaïves, Haiti</p> <table border="1"> <thead> <tr> <th>PPG</th> <th>RPG</th> <th>APG</th> <th>SPG</th> <th>BPG</th> <th>MPG</th> </tr> </thead> <tbody> <tr> <td>3.8</td> <td>2.9</td> <td>0.0</td> <td>0.3</td> <td>0.8</td> <td>12.1</td> </tr> </tbody> </table>	PPG	RPG	APG	SPG	BPG	MPG	3.8	2.9	0.0	0.3	0.8	12.1	<p><b>NOTES:</b> Made first start of his career against Butler... Scored career-high eight points in win over Belmont... Posted seven points, seven rebounds and five blocks in win over Norfolk St... Speaks four languages...Redshirted last season.</p>	<p><b>CAREER HIGHS</b> <b>Pts.</b> - 8, vs. Belmont (11/15/16) <b>Rebs.</b> - 7, vs. Norfolk St. (11/18/16) <b>Ast.</b> - <b>Min.</b> - 11, vs. Belmont (11/15/16)</p>
PPG	RPG	APG	SPG	BPG	MPG											
3.8	2.9	0.0	0.3	0.8	12.1											
13		<p><b>RILEY LACHANCE</b> G ★ 6-2 ★ 192 ★ Jr. ★ Brookfield, Wis.</p> <table border="1"> <thead> <tr> <th>PPG</th> <th>RPG</th> <th>APG</th> <th>SPG</th> <th>BPG</th> <th>MPG</th> </tr> </thead> <tbody> <tr> <td>10.1</td> <td>3.4</td> <td>4.4</td> <td>0.5</td> <td>0.1</td> <td>31.0</td> </tr> </tbody> </table>	PPG	RPG	APG	SPG	BPG	MPG	10.1	3.4	4.4	0.5	0.1	31.0	<p><b>NOTES:</b> Scored 17 points, made 5 3's vs. Santa Clara... 10 of last 14 from 3 in last three games and leads SEC in 3-point FG% at 67.9%...Named to Las Vegas Invitational All-Tournament team...Scored in double figures in 39 career games.</p>	<p><b>CAREER HIGHS</b> <b>Pts.</b> - 26, 2x, last vs. W. Carolina (12/16/14) <b>Rebs.</b> - 9, vs. Missouri (2/21/15) <b>Ast.</b> - 8, at Ole Miss (3/7/15) <b>Min.</b> - 42, 2x, last vs. Tenn. (2/11/15)</p>
PPG	RPG	APG	SPG	BPG	MPG											
10.1	3.4	4.4	0.5	0.1	31.0											
15		<p><b>CLEVON BROWN</b> F ★ 6-8 ★ 219 ★ Fr. ★ San Antonio, Texas</p> <table border="1"> <thead> <tr> <th>PPG</th> <th>RPG</th> <th>APG</th> <th>SPG</th> <th>BPG</th> <th>MPG</th> </tr> </thead> <tbody> <tr> <td>2.1</td> <td>1.9</td> <td>0.0</td> <td>0.0</td> <td>0.4</td> <td>9.1</td> </tr> </tbody> </table>	PPG	RPG	APG	SPG	BPG	MPG	2.1	1.9	0.0	0.0	0.4	9.1	<p><b>NOTES:</b> Tallied career highs in points (6), rebounds (3), and minutes (16) vs. Norfolk St...Tied career high with 6 points vs. Butler on two made 3's...Ranked as the 9th-best player in the state of Texas by Texas Hoops, and the 126th-ranked player nationally by Rivals.com.</p>	<p><b>CAREER HIGHS</b> <b>Pts.</b> - 6, vs. Norfolk St. (11/18/16) <b>Rebs.</b> - 3, vs. Norfolk St. (11/18/16) <b>Ast.</b> - <b>Min.</b> - 16, 2x, last vs. Butler (11/24/16)</p>
PPG	RPG	APG	SPG	BPG	MPG											
2.1	1.9	0.0	0.0	0.4	9.1											
20		<p><b>PHILLIP MCGLOIN</b> G ★ 6-1 ★ 183 ★ Jr. ★ Washington, D.C.</p> <table border="1"> <thead> <tr> <th>PPG</th> <th>RPG</th> <th>APG</th> <th>SPG</th> <th>BPG</th> <th>MPG</th> </tr> </thead> <tbody> <tr> <td>0.0</td> <td>0.0</td> <td>0.0</td> <td>0.0</td> <td>0.0</td> <td>0.0</td> </tr> </tbody> </table>	PPG	RPG	APG	SPG	BPG	MPG	0.0	0.0	0.0	0.0	0.0	0.0	<p><b>NOTES:</b> Scored first points of his career on made three vs. Gardner-Webb last season...Made 2nd three of season vs. Wofford...Played in 11 games in 2015-16... Named to SEC Academic Honor Roll in his two seasons with Vanderbilt.</p>	<p><b>CAREER HIGHS</b> <b>Pts.</b> - 3, 2x, last vs. Wofford (12/19/15) <b>Rebs.</b> - 2, 2x, last vs. Wake (11/24/15) <b>Ast.</b> - 1, vs. Missouri (2/21/15) <b>Min.</b> - 5, vs. Detroit (12/2/15)</p>
PPG	RPG	APG	SPG	BPG	MPG											
0.0	0.0	0.0	0.0	0.0	0.0											
24		<p><b>NOLAN CRESSLER</b> G ★ 6-4 ★ 210 ★ Sr. ★ Pittsburgh, Pa.</p> <table border="1"> <thead> <tr> <th>PPG</th> <th>RPG</th> <th>APG</th> <th>SPG</th> <th>BPG</th> <th>MPG</th> </tr> </thead> <tbody> <tr> <td>5.6</td> <td>4.1</td> <td>0.8</td> <td>0.5</td> <td>0.0</td> <td>18.9</td> </tr> </tbody> </table>	PPG	RPG	APG	SPG	BPG	MPG	5.6	4.1	0.8	0.5	0.0	18.9	<p><b>NOTES:</b> Tallied seven points and tied a career-high w/ nine rebounds vs. Marquette...Scored in double figures in 6 games in 2015-16...Transferred to VU from Cornell in spring of '14...Averaged 16.8 points, 4.2 rebounds, and 1.6 assists in his sophomore season with Cornell.</p>	<p><b>CAREER HIGHS</b> <b>Pts.</b> - 34, vs. Brown (2/22/14) <b>Rebs.</b> - 9, 3x, last vs. Marquette (11/11/16) <b>Ast.</b> - 4, 3x, last vs. G. Webb (11/16/15) <b>Min.</b> - 37, 4x, last vs. Brown (2/22/14)</p>
PPG	RPG	APG	SPG	BPG	MPG											
5.6	4.1	0.8	0.5	0.0	18.9											



**IBAS**

HENRY  
GENE  
MOE  
CLARENCE

1,632  
WINS

**SUTTONS**

EDDIE  
SCOTT  
SEAN

1,166  
WINS

**DREWS**

HOMER  
SCOTT  
BRYCE

1,048  
WINS

**ALL-TIME  
WINNINGEST COLLEGIATE  
COACHING FAMILIES**

The Drew family is the third all-time winningest collegiate coaching family in college basketball history with 1,041 wins.

- Homer Drew - 640**  
(Bethel College - 252; IU-South Bend - 17; Valparaiso - 371)
- Scott Drew - 280**  
(Valparaiso - 20; Baylor - 260)
- Bryce Drew - 128**  
(Valparaiso - 124; Vanderbilt - 4)

**VU Staff Can Score**

The Vanderbilt men's basketball staff has combined to score a total of 5,486 collegiate points, with head coach Bryce Drew leading the way with 2,142 points. Here's a breakdown of the staff's scoring totals.

Head Coach Bryce Drew, Valparaiso	2,142
Asst. Coach Casey Shaw, Toledo	1,562
Assoc. Head Coach Roger Powell, Jr., Illinois	1,178
Asst. Coach Jake Diebler, Valparaiso	586
<b>Total</b>	<b>5,468</b>

**Kornet Excels in Classroom**

Senior center Luke Kornet has been named to the SEC Academic Honor Roll in the three years he has played at Vanderbilt, and also been named a CoSida All-District Academic Selection in his sophomore and junior seasons. He was also recently named to the NABC Good Works team for his work in the Vanderbilt and Nashville communities.

Kornet is double majoring in computer science and mathematics.

**Memorial Gym close to 1,000**

The matchup with High Point will be the 992nd regular season game played at Memorial Gym.

The Commodores have a 775-216 record at the SEC's oldest facility, a winning percentage of .782.

**Coach Drew's First Home Game**

New head coach Bryce Drew coached his first game at Memorial Gym on Tuesday against Belmont, and was the ninth Vanderbilt basketball coach to open their Commodore career in the facility. A look at career openers at Memorial.

Bob Polk, Dec. 6, 1952 vs. Virginia	W, 90-83
Roy Skinner, Dec. 2, 1958 vs. Sewanee	W, 71-42
Wayne Dobbs, Dec. 1, 1976 vs. Louisville	L, 76-81 (OT)
Richard Schmidt, Nov. 30, 1979 vs. Rice	W, 94-75
C.M. Newton, Dec. 14, 1981, vs. N. Alabama	W, 116-88
Eddie Fogler, Nov. 29, 1989, vs. Tenn. Tech	L, 76-89
Jan van Breda Kolff, Nov. 26, 1993 vs. Penn. St.	W, 83-60
Kevin Stallings, Nov. 23, 1999 vs. Belmont	W, 72-55
Bryce Drew, Nov. 15, 2016 vs. Belmont	W, 80-66

**Four with 25+ threes**

Four returning Commodores made 25 or more threes a year ago, with Matthew Fisher-Davis leading the way with 79. Riley LaChance (43), Jeff Roberson (30), and Luke Kornet (26) also eclipsed the 25 made three mark.

**Returning for VU**

57.3% of the team's scoring returns from a year ago, along with six players who played 28 or more games and four players who made 19 or more starts.

**ABOUT HIGH POINT**

**QUICK FACTS**

**Location** .....High Point, NC.  
**Founded** ..... 1924  
**Conference**.....Big South  
**Enrollment**.....4,600  
**Nickname**.....Panthers  
**Colors**.....Purple and White  
**Home Arena**..... Millis Athletic and Convocation Center  
**Athletics Director**.....Dan Hauser

**Basketball Staff**

**Head Coach** ..... Scott Cherry  
**Record Overall** ..... 121-106 (8)  
**High Point Record** ..... same  
**Assistant Coaches** ..... Ahmad Dorsett, Trey Brown,  
 ..... Eric Gabriel

- High Point enters the game with a 4-4 overall record after dropping their most recent contest to Drexel, 78-72.
- Andre Fox is the team's leading scorer with 16.0 points per game. Miles Bowman, Jr., averages 12.3 points and a team-high 9.8 rebounds per contest.
- Tuesday's meeting will be the second all-time between the two schools. Vanderbilt defeated High Point 81-75 on 12/15/02 at Memorial Gym.

**CENTER U**

Vanderbilt has turned into Center University in the last nine seasons, with a center posting double digits in all but one of those seasons. Here's a look at the totals from centers since the 2007-08 season.

- 2007-08** - A.J. Ogilvy - 17.0 ppg
- 2008-09** - A.J. Ogilvy - 15.4 ppg
- 2009-10** - A.J. Ogilvy - 13.4 ppg
- 2010-11** - Festus Ezeli - 13.0 ppg
- 2011-12** - Festus Ezeli - 10.1 ppg
- 2013-14** - Damian Jones - 11.3 ppg
- 2014-15** - Damian Jones - 14.5 ppg
- 2015-16** - Damian Jones - 13.9 ppg
- 2016-17** - Luke Kornet - 13.8 ppg

**STAT COMPARISON**

	<b>VU 2016-17</b>	<b>HPU 2016-17</b>
Record	4-4	6-1
Scoring Offense	71.9	66.4
Scoring Defense	68.1	68.9
Scoring Margin	+3.8	-2.5
FG%	.428	.408
FG% Defense	.420	.423
3FG%	.398	.361
3FG% Defense	.331	.321
Free Throw %	.763	.693
Rebounding	37.6	35.9
Rebounding Margin	+5.3	-0.6
Turnovers/game	14.3	14.3
Opponent Turnovers	11.0	14.9
Steals	3.8	7.5
Blocks	4.0	3.1



LAST TIME VS. HIGH POINT

BOX SCORE

RECAP



Official Basketball Box Score -- Game Totals -- Final Statistics  
**High Point vs Vanderbilt**  
 12/15/02 7:00 pm at Memorial Gym, Nashville, TN



High Point 75 • 2-4

#	Player	Total			3-Ptr			Rebounds			PF	TP	A	TO	Blk	Stl	Min
		FG-FGA	FG-FGA	FT-FTA	FG-FGA	FG-FGA	FT-FTA	Off	Def	Tot							
04	Van Weerduizen, D.	f	3-12	1-7	4-4	1	5	6	4	11	4	3	0	1	39		
05	Gathings, Danny	f	4-15	0-0	0-0	5	3	8	3	8	2	3	0	2	35		
00	Hampton, Kashawn	c	3-9	0-0	0-0	1	7	8	3	6	0	0	1	21			
21	Knight, Joe	g	14-22	7-11	5-6	1	4	5	3	40	0	5	0	1	38		
23	Anderson, Matt	g	3-4	0-0	2-2	1	2	3	0	8	1	2	0	25			
32	Barrow, Ron		1-2	0-0	0-0	1	0	1	2	2	0	1	0	12			
45	Halsch, Brent		0-2	0-1	0-0	0	4	4	1	0	2	0	0	21			
52	Stonehocker, John		0-1	0-0	0-0	1	1	2	0	0	0	0	0	9			
Team						1	0	1									
Totals			28-67	8-19	11-12	12	26	38	16	75	9	14	1	6	200		

FG % 1st Half: 12-33 36.4% 2nd half: 16-34 47.1% Game: 28-67 41.8% Deadball Rebounds 1  
 3FG % 1st Half: 3-9 33.3% 2nd half: 5-10 50.0% Game: 8-19 42.1%  
 FT % 1st Half: 3-3 100.0 2nd half: 8-9 88.9% Game: 11-12 91.7%

Vanderbilt 81 • 6-2

#	Player	Total			3-Ptr			Rebounds			PF	TP	A	TO	Blk	Stl	Min
		FG-FGA	FG-FGA	FT-FTA	FG-FGA	FG-FGA	FT-FTA	Off	Def	Tot							
02	Thornton, Brian	f	8-12	0-0	6-11	2	5	7	4	22	0	1	1	0	30		
35	Freije, Matt	f	4-15	0-4	6-6	3	3	6	2	14	1	1	0	0	24		
13	Przybyszewski, David	c	1-4	0-2	0-0	3	2	5	0	2	1	2	4	0	16		
03	Holwerda, Jason	g	4-7	1-3	0-0	0	4	4	0	9	4	1	1	2	28		
11	Lakey, Russell	g	2-7	1-6	0-0	2	4	6	3	5	4	1	2	1	32		
01	Moore, Mario		2-4	1-2	0-0	0	0	0	0	5	2	1	0	0	13		
10	Payton, Adam		1-2	1-1	0-0	0	0	0	1	3	0	0	0	1	7		
24	Hundley, Scott		0-5	0-0	0-0	0	0	0	1	0	0	0	0	0	7		
33	Terrell, Julian		1-2	0-0	0-0	2	4	6	0	2	0	0	1	0	12		
42	Schnedlitz, Martin		0-0	0-0	0-0	0	1	1	0	0	0	0	0	0	2		
44	Smith, Corey		7-9	3-3	2-2	2	3	5	2	19	4	3	0	1	29		
Team						0	0	0									
Totals			30-67	7-21	14-19	14	26	40	13	81	16	10	9	5	200		

FG % 1st Half: 15-34 44.1% 2nd half: 15-33 45.5% Game: 30-67 44.8% Deadball Rebounds 2,1  
 3FG % 1st Half: 5-13 38.5% 2nd half: 2-8 25.0% Game: 7-21 33.3%  
 FT % 1st Half: 0-0 0.0% 2nd half: 14-19 73.7% Game: 14-19 73.7%

Officials: Mike Wood, Gary Maxwell, Doug Simrons  
 Technical fouls: High Point-None. Vanderbilt-None.  
 Attendance: 5921

Score by periods	1st	2nd	Total
High Point	30	45	75
Vanderbilt	35	46	81

Points	In	Off	2nd	Fast	Bench
HIPOINT	38	13	7	8	2
VU	36	15	11	16	29

Last FG - HIPOINT 2nd-00:01, VU 2nd-00:11.  
 Largest lead - HIPOINT by 3 1st-13:33, VU by 16 2nd-15:58.  
 HIPOINT led for 03:59. VU led for 33:54. Game was tied for 02:04.

Score tied - 1 time.  
 Lead changed - 2 times.

NASHVILLE -- Although High Point's (2-4) Joe Knight dropped 40 points on the Commodores, Vanderbilt proved to be too much Sunday night as the 'Dores (6-2) won 81-75 at Memorial Gym. Sophomore Brian Thornton once again delivered as he scored a career-high 22 points and grabbed seven rebounds.

To begin the game, head coach Kevin Stallings tinkered with the lineup by giving sophomore David Przybyszewski the start over sophomore Corey Smith. This was the first time of the season Smith was not given the nod to start the game.

With the 'Dores playing a little ragged and trailing by three, Stallings entered a lineup which included all three freshmen Mario Moore, Julian Terrell, and Adam Payton. Moore sparked Vanderbilt when he hit a three-pointer that gave Vanderbilt the lead at 13-11. Vanderbilt would never trail again. Later Payton spotted up from the top of the key and drained another trifecta to extend the lead to seven.

The story of the first half was sophomore guard Joe Knight who torched Vanderbilt for 20 points. Knight, from nearby Columbia, Tenn., scored inside, scored outside, and ended the half with a very long range bomb from over 23 feet to cut the Vanderbilt lead to five.

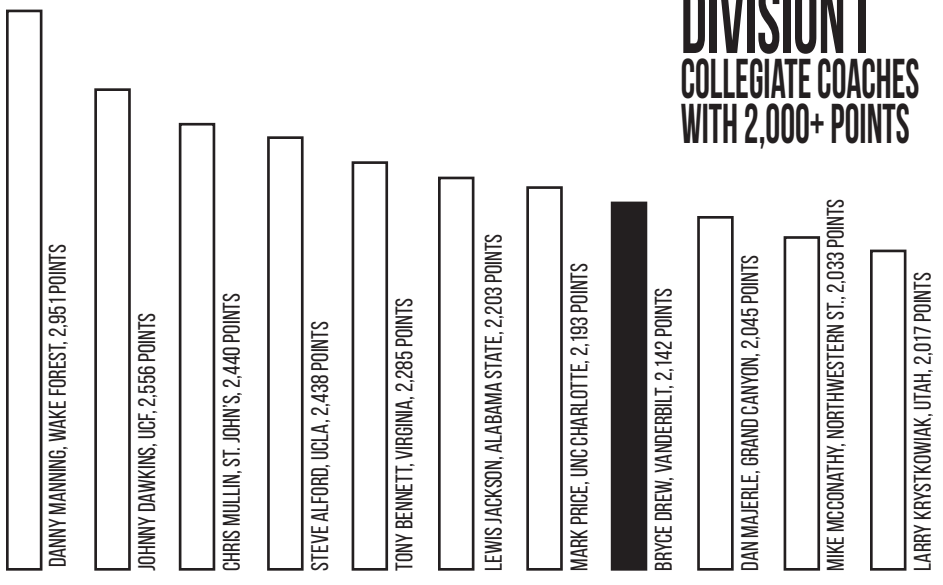
After leading the team in scoring with seven in the first half, Smith earned a starting spot as the 'Dores opened the second half. The Commodores went to work on the inside, scoring the first eight points of the half to take the lead at 43-30.

There was a concerted effort to get junior Matt Freije involved in the game. After being saddled with early foul trouble and only scoring two points in the first half, Freije was having a hard time finding his rhythm. Eventually, Freije found his shot and finished the game with 12 points.

Knight's second-half performance was just as spectacular as the first. Knight displayed his whole repertoire en route to scoring a career-high 40 points.

Finally, in the 40th minute, the Commodores stopped Knight. With the game still in doubt, junior point guard Russell Lakey stuffed Knight's three-point attempt. The block triggered a fastbreak that concluded with Smith spinning and converting an acrobatic lay-up.

Smith seemed to respond to not starting. Smith finished the game with 19 points on 7-of-9 shooting and nailed all three of his three-point attempts.



## DORES SIGN THREE

Head Coach Bryce Drew inked his first signing class in November, signing 6'2 guard Maxwell Evans, from Houston, Texas, 6'2 guard Saben Lee, from Tempe, Ariz., and Ejike Obinna, a 6'9 center from Enugu, Nigeria.

Evans is the number 16-ranked prospect in the state of Texas and 247sports.com ranks him as the 11th-ranked combo guard nationally.

Lee is a four-star prospect and the number 92-ranked player by Scout.com and the number 17 point guard by 247sports.com.

Obinna attends the Virginia Academy in Ashburn, Va., is a 4-star prospect by ESPN.com and Rivals.com, and is the 107th-ranked prospect in the class of 2017 by 247sports.com.

## Commodores vs. Big South

The Commodores have a 12-0 record all-time against members of the current Big South Conference. High Point is the only Big South conference team on this year's regular season schedule.

### 972

Vanderbilt has made a 3-pointer in 972 consecutive games, a streak which began at the inception of the 3-point line in 1986-87. The Commodores rank second only to UNLV for the longest streak in Division I basketball. Vanderbilt, UNLV and Princeton are the only three schools in college basketball to have made at least one 3-pointer in every game played since the 3-point line was implemented.

## NBA Commodores

Vanderbilt was one of only three schools (Kentucky, Washington) with two first-round selections in the 2016 NBA Draft when Wade Baldwin IV was drafted 17th by the Memphis Grizzlies and Damian Jones was selected 30th by the Golden State Warriors. Baldwin IV and Jones became the sixth and seventh first-round picks, respectively, in the history of the program, joining Will Perdue in 1988 (11th, Chicago), Jeff Turner in 1984 (7th, New Jersey), Clyde Lee in 1966 (3rd, San Francisco), and John Jenkins (23rd, Atlanta), and Festus Ezeli (30th, Golden State) in 2012.

## 2015-16 National Statistics

In 2015-16, the Commodores finished in a tie for third nationally in three-point field goal percentage defense, limiting opponents to only 29.4% from three. Vanderbilt also finished fifth in field goal percentage defense (38.6%) and ninth in blocks per game (5.5). Luke Kornet tied for third nationally in blocks, averaging 3.0 per contest.

## Commodore Postseason History

The Commodores have been named to 14 NCAA Tournaments and 12 NIT's. Vanderbilt advanced to the Elite 8 in 1965 (field of 23), and the Sweet 16 in 1988, 1993, 2004, and 2007. The Commodores captured the NIT Championship in 1990 and finished runner-up in 1994.


## Vanderbilt Coaching History

Bryce Drew is the ninth Commodore basketball coach of the modern era and the 27th all time.

## Vanderbilt Basketball History

This is the 114th year of Vanderbilt basketball, with the first season taking place in 1900-01. There were no teams in 1904-05 and 1905-06.

## HEAD COACH BRYCE DREW



### THE DREW FILE

**High School:** Valparaiso (Ind.), '94  
**College:** Bachelor of Arts In Sports Management, Valparaiso, '98  
**Family:** Wife, Tara, son Bryson (2)



### DREW THROUGH THE YEARS

Year	School	Position	W-L	Conf.	Postseason
2017	Vanderbilt	Head Coach	4-4	-	-
2016	Valparaiso	Head Coach	30-7	16-2	NIT Finals
2015	Valparaiso	Head Coach	28-6	13-3	NCAA Second Round
2014	Valparaiso	Head Coach	18-16	9-7	CollegelInsider.com First Round
2013	Valparaiso	Head Coach	26-8	13-3	NCAA Second Round
2012	Valparaiso	Head Coach	22-12	14-4	NIT First Round
2011	Valparaiso	Assistant Coach	23-12	12-6	CollegelInsider.com First Round
2010	Valparaiso	Assistant Coach	15-17	10-8	-
2009	Valparaiso	Assistant Coach	9-22	5-13	-
2008	Valparaiso	Assistant Coach	22-14	9-9	College Basketball Invite 2nd Rd.
2007	Valparaiso	Assistant Coach	16-15	9-5	-
2006	Valparaiso	Assistant Coach	17-12	8-8	-
2005	Valencia (Spain)	Player	38-14		Champions League Second Round
2004	New Orleans (NBA)	Player	41-41		East 1st round
2003	New Orleans (NBA)	Player	47-35		East 1st round
2002	Charlotte (NBA)	Player	44-38		East Semifinals
2001	Chicago (NBA)	Player	15-67		-
2000	Houston (NBA)	Player	34-48		-
1999	Houston (NBA)	Player	31-19		West 1st round
1998	Valparaiso	Player	23-10	13-3	NCAA Regional Semifinals
1997	Valparaiso	Player	24-7	13-3	NCAA First Round
1996	Valparaiso	Player	22-10	13-5	NCAA First Round
1995	Valparaiso	Player	20-8	14-4	-
<b>Head Coach Totals</b>			<b>128-53</b>	<b>65-19</b>	
<b>Totals at Vanderbilt (Head Coach)</b>			<b>4-4</b>	<b>-</b>	
<b>Totals at Valparaiso (Head Coach)</b>			<b>124-49</b>	<b>65-19</b>	
<b>Totals at Valparaiso (Assistant)</b>			<b>102-92</b>	<b>53-49</b>	
<b>Totals at Valparaiso (playing)</b>			<b>89-35</b>	<b>53-15</b>	
<b>Totals as NBA Player</b>			<b>212-248</b>		

<b>3</b>	Three-time Horizon League Coach of the Year
<b>25</b>	Averaged 25 wins a year in five years at Valparaiso
<b>27</b>	27th coach in Vanderbilt basketball history, and ninth of the modern era.
<b>4</b>	Postseason appearances as a head coach, including two in the NCAA Tournament and two in the NIT.
<b>15</b>	Coached 15 All-Horizon League honorees.
<b>30</b>	Won 30 games with Valparaiso in 2015-16.
<b>2,142</b>	Career points scored at Valparaiso - the most in the program's history. He is also the program's leader in 3-pointers made (364) and assists (626).
<b>2</b>	Two-time NABC District 12 Coach of the Year
<b>6</b>	Played six seasons in the NBA... Two with Houston, one with Chicago, and three with Charlotte/New Orleans
<b>1,000</b>	Scored over 1,000 points in his NBA career.
<b>12</b>	Played alongside 12 NBA All-Stars
<b>3</b>	Played with three players named among the Top 50 NBA Players of All Time - Charles Barkley, Hakeem Olajuwon, and Scottie Pippin
<b>18</b>	Has won 18 or more games each season as a head coach.

**VANDERBILT  
ATHLETIC COMMUNICATIONS**

**INTERVIEW POLICY**

Vanderbilt head coach Bryce Drew and selected Vanderbilt players will be available to the media before practice on a weekly basis during the non-conference season, and bi-weekly during the SEC season.

The times for those media sessions will be emailed to media members in advance of those pre-practice interviews.

Media may photograph the first 20 minutes of practice. All practices are closed to the public.

**POSTGAME INTERVIEW POLICY**

Vanderbilt head coach Bryce Drew will enter the Memorial Gym interview room after the NCAA-mandated 10-minute cooling off period, and after the visiting team makes an appearance in the interview room.

**VUCOMMODORES.COM**

The official website of Vanderbilt athletics, vucommo- dore.com, includes pregame notes, season statistics, videos of press conferences and meetings with the media, live stats, twitter feeds, and streaming audio and video of everything that is Commodore athletics.

**@VANDYMBB**

The official Twitter feed of Vanderbilt men's basketball, follow the latest information and get breaking news on Com- modore basketball.

**VU QUICK FACTS**

**Location** ..... Nashville, Tenn.  
**Founded** ..... 1873  
**Conference** ..... Southeastern  
**Enrollment** ..... 6,738  
**Nickname** ..... Commodores  
**Colors** ..... Black and Gold  
**Home Arena** ..... Memorial Gymnasium (14,316)  
**Chancellor** ..... Nicholas Zeppos  
**Vice Chancellor** ..... David Williams II  
**Faculty Rep.** ..... Dr. Susan Wente

**Athletic Communications**

**Men's Basketball SID** ..... Andy Boggs  
**Media Relations Address** ..... 2601 Jess Neely Dr.  
 ..... Nashville, TN 37212  
**Office Phone** ..... (615) 343-1847  
**E-Mail** ..... Andy.Boggs@Vanderbilt.edu

**INS AND OUTS**

<b>Career Games Played</b>			
Player	Games	Starts	Cons. Starts
Luke Kornet	100	48	11
Nolan Cressler	94	46	-
Riley LaChance	75	63	8
Matthew Fisher-Davis	73	47	21
Jeff Roberson	72	56	11
Joe Toye	37	0	0
Camron Justice	33	0	0
Philip McGloin	17	0	0
Djery Baptiste	8	1	0
Clevon Brown	8	0	0
Payton Willis	8	3	3

<b>Double-Digit Scoring Games</b>			
Player	Career (Record)	'16-17	Cons.
Riley LaChance	39 (26-13)	4 (3-1)	-
Luke Kornet	38 (25-13)	6 (3-3)	3 (2-1)
M. Fisher-Davis	33 (21-12)	6 (4-2)	-
Jeff Roberson	26 (19-7)	6 (4-2)	4 (2-2)
Nolan Cressler	42	-	-
Joe Toye	3 (1-2)	-	-
Camron Justice	2 (2-0)	-	-
Payton Willis	2 (2-0)	2 (2-0)	-

<b>Double-Digit Rebounding Games</b>			
Player	Career	'16-17	Cons.
Luke Kornet	8 (8-0)	-	-
Jeff Roberson	8 (7-1)	2 (1-1)	1 (0-1)
M. Fisher-Davis	1 (1-0)	-	-

<b>Double-Doubles</b>			
Player	Career	'16-17	Cons.
Luke Kornet	5 (5-0)	-	-
Jeff Roberson	8 (7-1)	2 (1-1)	1 (0-1)
Matthew Fisher-Davis	1 (1-0)	-	-

**SEC PRESEASON POLL**

**Preseason Media Poll, Pts**

1. Kentucky
2. Florida
3. Texas A&M
4. Georgia
5. Arkansas
6. Vanderbilt
7. Alabama
8. South Carolina
9. Ole Miss
10. Mississippi State
11. Auburn
12. LSU
13. Tennessee
14. Missouri

**First Team All-SEC**

- Moses Kingsley\* – Arkansas, F, Sr.
- J.J. Frazier – Georgia, G, Sr.
- Edrice "Bam" Adebayo – Kentucky, F, Fr.
- De'Aaron Fox – Kentucky, G, Fr.
- Tyler Davis – Texas A&M, C, So.

**Second Team All-SEC**

- KeVaughn Allen – Florida, G, So.
- Yante Maten – Georgia, F, Jr.
- Isaiah Briscoe – Kentucky, G, So.
- Malik Monk – Kentucky, G, Fr.
- Antonio Blakeney – LSU, G, So.
- Quinnndary Weatherspoon – Mississippi State, G, So.

**Luke Kornet – Vanderbilt, F, Sr.**

**SEC Player of the Year:** Moses Kingsley, Arkansas

**2016-17 TRENDS**

Winning Opening Tip .....	3-4
Losing Opening Tip .....	1-0
VU Scores First .....	1-3
Opponent Scores First .....	3-1
Leading at Halftime .....	4-2
Trailing at Halftime .....	0-2
Tied at Halftime .....	0-0
Leading with Five Minutes Remaining .....	4-1
Trailing with Five Minutes Remaining .....	0-3
Tied with Five Minutes Remaining .....	0-0
Leading with Two Minutes Remaining .....	4-0
Trailing with Two Minutes Remaining .....	0-2
Tied with Two Minutes Remaining .....	0-1
Overtime .....	0-0
Games Decided by Three Points or Less .....	0-1
Games Decided by 4-10 Points .....	1-2
Games Decided by 11-20 Points .....	1-0
Games Decided by 21-plus Points .....	2-1
VU Shoots 50% or Better .....	2-0
VU Shoots 40% or Better .....	3-2
VU Shoots Lower Than 40% .....	1-2
Opponent Shoots 50% or Better .....	0-2
Opponent Shoots 40% or Better .....	2-3
Opponent Shoots Lower Than 40% .....	2-1
VU Outshoots Opponent .....	4-1
VU Outshot by Opponent .....	0-3
Shoot Same Percentage .....	0-0
VU Scores 70 Points or More .....	4-2
VU Scores Less Than 70 Points .....	0-2
VU Scores 80 Points or More .....	2-0
VU Scores 90 Points or More .....	0-0
Opponent Scores 70 Points or More .....	0-3
Opponent Scores Less Than 70 Points .....	4-1
Opponent Scores 80 Points or More .....	0-1
Opponent Scores 90 Points or More .....	0-1
Makes More 3-Pointers Than Opponent .....	3-1
Makes Fewer 3-Pointers Than Opponent .....	0-3
3-Pointers are Equal .....	1-0
Outrebounds Opponent .....	4-1
Outrebounded by Opponent .....	0-3
Rebounds are Equal .....	0-0
Playing on National TV .....	2-3
Playing on Regional TV .....	0-0
Online Only .....	2-1
Playing on Weekday .....	4-3
Playing on Weekend .....	0-1
Game Tips Before 6 p.m. CT (afternoons) .....	0-1
Game Tips After 6 p.m. CT (evenings) .....	4-3
In White Uniforms .....	2-1
In Gold Uniforms .....	1-0
In Black Uniforms .....	1-1
In Grey Uniforms .....	0-2
In November .....	4-3
In December .....	0-1
In January .....	0-0
In February .....	0-0
In March .....	0-0
Home .....	3-1
Neutral .....	1-3
Away .....	0-0

**Conferences**

vs. Non-Conference .....	4-4
Big East .....	0-2
Ohio Valley .....	2-0
MEAC .....	1-0
Patriot League .....	0-1
West Coast .....	1-0
Big Ten .....	0-1
Vs. SEC .....	0-0

**Lineups**

Kornet, Roberson, Fisher-Davis, LaChance, Cressler .....	2-2
Kornet, Baptiste, Roberson, Fisher-Davis, LaChance .....	0-1
Kornet, Roberson, Fisher-Davis, LaChance, Willis .....	2-1



LAST TIME OUT

Box Score vs. MINNESOTA



Official Basketball Box Score -- Game Totals -- Final Statistics  
**Vanderbilt vs Minnesota**  
 12/3/16 7:00 pm at Sanford Pentagon Sioux Falls, SD



Vanderbilt 52 • 4-4

##	Player	Total			3-Ptr			Rebounds			PF	TP	A	TO	Bk	Stl	Min
		FG	FGA	FT	FTA	FG	FGA	FT	FTA	Off							
01	WILLIS, Payton	* 1-2	1-1	0-0	1	0	1	0	3	1	5	0	1	23			
03	KORNET, Luke	* 4-18	2-8	2-4	3	3	6	3	12	1	1	2	0	32			
05	FISHER-DAVIS, Matthe	* 3-11	2-7	0-0	0	3	3	1	8	4	2	0	1	35			
11	ROBERSON, Jeff	* 5-14	2-6	0-0	3	13	16	1	12	1	1	2	1	36			
13	LACHANCE, Riley	* 4-10	1-2	0-0	2	5	7	2	9	5	3	0	0	38			
02	TOYE, Joe	0-3	0-0	0-0	1	1	2	0	0	0	0	0	0	7			
12	BAPTISTE, Djery	1-1	0-0	0-0	0	2	2	1	2	0	0	0	0	8			
15	BROWN, Clevon	0-1	0-1	0-0	0	0	0	3	0	0	0	0	0	3			
24	CRESSLER, Nolan	1-3	0-0	4-5	1	3	4	2	6	0	0	0	1	18			
	Team				3	2	5										
Totals		19-63	8-25	6-9	14	32	46	13	52	12	12	4	4	200			

FG % 1st Half: 10-31 32.3% 2nd half: 9-32 28.1% Game: 19-63 30.2% Deadball Rebounds 2  
 3FG % 1st Half: 5-12 41.7% 2nd half: 3-13 23.1% Game: 8-25 32.0%  
 FT % 1st Half: 0-2 0.0% 2nd half: 6-7 85.7% Game: 6-9 66.7%

Minnesota 56 • 7-1

##	Player	Total			3-Ptr			Rebounds			PF	TP	A	TO	Bk	Stl	Min
		FG	FGA	FT	FTA	FG	FGA	FT	FTA	Off							
01	McBrayer, Dupree	* 2-9	0-1	1-2	1	1	2	3	5	6	0	0	2	34			
02	Mason, Nate	* 2-6	2-3	2-2	0	4	4	0	8	5	2	0	1	33			
03	Murphy, Jordan	* 8-17	0-1	0-4	4	10	14	0	16	0	3	0	1	29			
05	Coffey, Amir	* 3-8	0-1	3-4	0	3	3	0	9	2	2	0	1	37			
22	Lynch, Reggie	* 2-3	0-0	0-1	0	5	5	3	4	0	2	6	1	25			
00	Springs, Akeem	1-6	1-3	0-0	0	0	0	0	3	0	0	0	0	16			
21	Konate, Bakary	2-5	0-0	1-2	2	5	7	1	5	0	0	2	0	15			
24	Curry, Eric	3-5	0-0	0-0	1	2	3	0	6	2	0	0	1	11			
	Team				2	1	3										
Totals		23-59	3-9	7-15	10	31	41	7	56	15	9	8	7	200			

FG % 1st Half: 10-30 33.3% 2nd half: 13-29 44.8% Game: 23-59 39.0% Deadball Rebounds 2  
 3FG % 1st Half: 1-3 33.3% 2nd half: 2-6 33.3% Game: 3-9 33.3%  
 FT % 1st Half: 3-4 75.0% 2nd half: 4-11 36.4% Game: 7-15 46.7%

Officials: Lamont Simpson, Terry Oglesby, Tim Gattis  
 Technical fouls: Vanderbilt-None. Minnesota-None.  
 Attendance: 3250

Score by periods	1st	2nd	Total
Vanderbilt	25	27	52
Minnesota	24	32	56

Points	In Paint	Off T/O	2nd Chance	Fast Break	Bench
VU	8	14	9	6	8
MINN	34	13	10	8	14

Last FG - VU 2nd-06:08, MINN 2nd-00:16.  
 Largest lead - VU by 12 1st-13:56, MINN by 12 2nd-14:31.  
 VU led for 19:07. MINN led for 15:37. Game was tied for 05:16.

Score tied - 5 times.  
 Lead changed - 9 times.

Notes:

- ★ The Commodores fell to 4-4 overall on the year. The game in Sioux Falls, S.D., was the program's first-ever game in the state of South Dakota.
- ★ Minnesota improves their record over the Commodores to 6-0. It was the Golden Gophers' first win over Vanderbilt at a neutral site.
- ★ The Commodores shot their lowest field goal percentage of the season against Minnesota (30.2%). Vanderbilt was also 32% from three on the night.
- ★ Vanderbilt out rebounded Minnesota 46-41, and 14-10 on the offensive glass.
- ★ The Commodores opened the game on a 14-2 run.
- ★ Junior Jeff Roberson garnered his eighth career double-double with 12 points and a career-high 16 rebounds. Roberson's previous career-best in rebounds was 13 against St. John's in Maui on November 23, 2015.
- ★ The 12-point performance marked the sixth double-digit performance of the season and 26th of his career.
- ★ Roberson's 16 rebounds was the most by a Commodore since Damian Jones registered 16 against Georgia on February 20, 2016.
- ★ The loss to Minnesota marked the first time Vanderbilt has lost when Roberson has registered a double-double in his career.
- ★ Senior Luke Kornet added 12 points on the night. It was his sixth double-digit scoring game of the season and 38th of his career.
- ★ Kornet played in his 100th game as a Commodore.
- ★ Junior guard Riley LaChance was second on the team in rebounding with seven, a season high.

RECAP

SIoux FALLS, S.D. (AP) -- Minnesota erased a 12-point first half deficit and hung on Saturday to defeat Vanderbilt 56-52.

The Gophers (7-1) trailed 25-24 at halftime but used a 15-2 run to open the second half to build their biggest lead of the game at 39-27 in the neutral site matchup. Vanderbilt (4-4) responded with a 23-11 run over the next eight minutes to take a six point advantage before the Gophers pulled away late.

Jordan Murphy recorded his third double-double of the season with 16 points and 14 rebounds to lead Minnesota. He was 8-for-17 from the field and grabbed ten of his boards in the second half.

Vanderbilt's Jeff Roberson also recorded his third double-double of the season with 12 points and 16 rebounds. His three-pointer with 7:09 to play gave the Commodores a 45-44 lead, their first since the one-point edge at halftime.

Minnesota then outscored the Commodores 12-2 to seal it.

McBrayer fouled Vanderbilt's Nolan Cressler from outside the arc with 1:45 to play and the score tied at 50. Cressler made two of three from the line for a quick lead before the Gophers scored the final six.

After missing 10 of their first 11 shots, Minnesota didn't get their first bucket until the 14:57 mark when Jordan Murphy finally scored. Minnesota finished the night shooting 44.8 percent in the second half and 39 percent overall.

Bakary Konate's monster dunk with 12:16 to play sparked the Gophers to a 13-0 run in the opening half, giving Minnesota its first lead of the game at 15-14 when Dupree McBrayer scored.

All eight Minnesota players scored with Amir Coffey adding nine points and Bakary Konate grabbing seven rebounds.



Official Basketball Box Score - Game Totals - Final Statistics  
**Vanderbilt vs Marquette**  
 11/11/16 6:37 PM at Annapolis, Md. (Alumni Hall)



**Vanderbilt 71 • 0-1**

##	Player	Total		3-Ptr		Rebounds			PF	TP	A	TO	Blk	Stl	Min
		FG-FGA	FG-FGA	FT-FTA	Off	Def	Tot								
03	KORNET, Luke	4-9	1-4	6-6	0	5	5	3	15	1	3	2	0	23	
11	ROBERSON, Jeff	3-11	1-4	2-2	4	6	10	0	9	2	5	0	1	33	
05	FISHER-DAVIS, Matthe	4-10	2-5	2-2	0	0	0	0	12	1	4	0	0	22	
13	LACHANCE, Riley	3-5	2-3	1-2	0	2	2	0	9	2	1	1	0	33	
24	CRESSLER, Nolan	3-8	1-1	0-0	3	6	9	1	7	1	3	0	0	19	
00	JUSTICE, Camron	1-5	0-3	0-0	0	2	2	0	2	3	1	0	1	19	
01	WILLIS, Payton	1-3	0-1	1-6	1	1	2	0	3	1	0	0	1	8	
02	TOYE, Joe	2-4	0-2	4-6	1	1	2	1	8	2	1	0	0	21	
12	BAPTISTE, Djery	0-1	0-0	1-2	0	1	1	4	1	0	0	1	1	9	
15	BROWN, Clevon	2-2	1-1	0-0	1	1	2	1	5	0	1	1	0	13	
Team					1	1	2								
Totals		23-58	8-24	17-26	11	26	37	10	71	13	19	5	4	200	

FG % 1st Half: 14-33 42.4% 2nd half: 9-25 36.0% Game: 23-58 39.7% Deadball Rebounds 4  
 3FG % 1st Half: 5-13 38.5% 2nd half: 3-11 27.3% Game: 8-24 33.3%  
 FT % 1st Half: 7-10 70.0% 2nd half: 10-16 62.5% Game: 17-26 65.4%

**Marquette 95 • 1-0**

##	Player	Total		3-Ptr		Rebounds			PF	TP	A	TO	Blk	Stl	Min
		FG-FGA	FG-FGA	FT-FTA	Off	Def	Tot								
40	FISCHER, Luke	7-9	0-0	4-4	3	4	7	3	18	3	0	3	2	32	
00	HOWARD, Markus	0-2	0-0	0-0	0	0	0	4	0	2	1	0	0	11	
22	REINHARDT, Katin	4-14	1-6	0-0	0	4	4	1	9	3	2	0	2	26	
20	JOHNSON, Jajuan	9-13	3-5	0-0	1	3	4	3	21	3	1	1	6	29	
25	CHEATHAM, Haanif	6-11	3-5	0-0	0	6	6	1	15	3	1	0	2	28	
01	WOLSON, Duane	4-6	1-2	0-0	0	3	3	1	9	0	2	0	0	14	
05	COHEN III, Sandy	0-1	0-0	0-0	1	1	2	1	0	0	2	0	0	5	
10	HAUSER, Sam	5-8	4-7	0-0	1	2	3	2	14	1	0	0	1	19	
12	HELDT, Matt	1-1	0-0	0-1	0	1	1	4	2	0	2	0	0	3	
21	CARTER, Traci	3-6	1-3	0-0	3	1	4	2	7	5	0	0	0	19	
30	ROWSEY, Andrew	0-3	0-3	0-0	0	2	2	1	0	2	0	0	0	14	
Team					1	2	3								
Totals		39-74	13-31	4-5	10	29	39	23	95	22	12	4	13	200	

FG % 1st Half: 16-35 45.7% 2nd half: 23-39 59.0% Game: 39-74 52.7% Deadball Rebounds 0  
 3FG % 1st Half: 3-12 25.0% 2nd half: 10-19 52.6% Game: 13-31 41.9%  
 FT % 1st Half: 4-5 80.0% 2nd half: 0-0 0.0% Game: 4-5 80.0%

Officials: Michael Stephens, James Breeding, Les Jones  
 Technical fouls: Vanderbilt-None. Marquette-None.  
 Attendance: 2016 Veterans Classic

Score by periods	1st	2nd	Total
Vanderbilt	40	31	71
Marquette	39	56	95

Points	In	Off	2nd	Fast	Bench
	Paint	T/O	Chance	Break	
VU	22	11	9	2	19
MU	44	35	19	19	32

Last FG - VU 2nd-00:00, MU 2nd-01:35.  
 Largest lead - VU by 1 1st-00:25, MU by 32 2nd-03:51.  
 VU led for 01:23. MU led for 35:25. Game was tied for 03:12.

Score tied - 5 times.  
 Lead changed - 2 times.



Official Basketball Box Score - Game Totals - Final Statistics  
**Belmont vs Vanderbilt**  
 11/15/16 8 p.m. at Nashville, Tenn. (Memorial Gym)



**Belmont 66 • 0-1**

##	Player	Total		3-Ptr		Rebounds			PF	TP	A	TO	Blk	Stl	Min
		FG-FGA	FG-FGA	FT-FTA	Off	Def	Tot								
32	EKEKEZE, Amanze	7-10	3-5	1-1	1	4	5	4	18	1	1	0	0	26	
35	BRADDS, Evan	6-15	1-2	6-10	1	7	8	2	19	1	1	1	1	31	
01	LUKE, Austin	2-7	1-6	0-0	0	3	3	2	5	6	0	1	1	29	
03	WINDLER, Dylan	3-5	1-3	0-0	4	2	6	2	7	2	0	1	0	28	
20	BARNETTE, Taylor	3-15	3-13	2-2	1	3	4	3	11	2	3	0	0	35	
02	SMITH, Nick	1-6	0-5	0-0	1	0	1	4	2	0	0	0	1	17	
11	MCCLAIN, Kevin	2-8	0-5	0-0	1	0	1	2	4	3	2	0	0	15	
21	SAMPSON, Burton	0-1	0-1	0-0	0	0	0	0	0	0	0	0	0	8	
24	BANKERT, Michael	0-0	0-0	0-0	1	1	2	0	0	0	0	0	0	1	
31	LESTER, Josh	0-0	0-0	0-0	0	0	0	1	0	0	0	0	0	0+	
41	HADDEN, Tyler	0-1	0-1	0-0	0	0	0	3	0	0	0	0	0	4	
50	ADELSPERGER, Seth	0-0	0-0	0-0	0	1	1	0	0	0	0	0	0	2	
Team					0	2	2								
Totals		24-68	9-41	9-13	10	23	33	23	66	15	9	2	4	200	

FG % 1st Half: 9-30 30.0% 2nd half: 15-38 39.5% Game: 24-68 35.3% Deadball Rebounds 3  
 3FG % 1st Half: 1-18 5.6% 2nd half: 8-23 34.8% Game: 9-41 22.0%  
 FT % 1st Half: 2-2 100.0% 2nd half: 7-11 63.6% Game: 9-13 69.2%

**Vanderbilt 80 • 1-1**

##	Player	Total		3-Ptr		Rebounds			PF	TP	A	TO	Blk	Stl	Min
		FG-FGA	FG-FGA	FT-FTA	Off	Def	Tot								
03	KORNET, Luke	4-9	0-0	12-16	2	5	7	1	20	2	3	3	0	29	
11	ROBERSON, Jeff	4-8	2-4	0-0	2	6	8	5	10	4	1	0	0	33	
05	FISHER-DAVIS, Matthe	4-10	3-6	5-5	0	3	3	0	16	0	2	0	0	34	
13	LACHANCE, Riley	1-3	1-1	2-2	0	3	3	0	5	4	1	0	0	24	
24	CRESSLER, Nolan	2-5	1-2	0-0	1	4	5	3	5	3	0	0	1	28	
00	JUSTICE, Camron	1-2	1-1	0-0	0	1	1	0	3	0	1	0	0	6	
01	WILLIS, Payton	3-5	1-3	3-4	1	0	1	1	10	0	2	0	1	16	
02	TOYE, Joe	1-3	0-1	1-2	0	6	6	0	3	0	1	0	0	14	
12	BAPTISTE, Djery	3-5	0-0	2-2	0	3	3	4	8	0	2	0	0	11	
15	BROWN, Clevon	0-0	0-0	0-0	0	0	0	1	0	0	0	1	0	5	
Team					1	3	4								
Totals		23-50	9-18	25-31	7	34	41	15	80	13	14	4	2	200	

FG % 1st Half: 14-26 53.8% 2nd half: 9-24 37.5% Game: 23-50 46.0% Deadball Rebounds 3,1  
 3FG % 1st Half: 6-9 66.7% 2nd half: 3-9 33.3% Game: 9-18 50.0%  
 FT % 1st Half: 2-4 50.0% 2nd half: 23-27 85.2% Game: 25-31 80.6%

Officials: Olandis Poole, Bart Lenox, Jason Baker  
 Technical fouls: Belmont-None. Vanderbilt-None.  
 Attendance: 9116

Score by periods	1st	2nd	Total
Belmont	21	45	66
Vanderbilt	36	44	80

Points	In	Off	2nd	Fast	Bench
	Paint	T/O	Chance	Break	
BEL	28	8	7	3	6
VU	24	3	12	3	24

Last FG - BEL 2nd-00:56, VU 2nd-01:17.  
 Largest lead - BEL by 2 1st-19:45, VU by 16 1st-01:41.  
 BEL led for 00:15. VU led for 39:30. Game was tied for 00:15.

Score tied - 0 times.  
 Lead changed - 1 time.



Official Basketball Box Score - Game Totals - Final Statistics  
**Norfolk State vs Vanderbilt**  
 11/18/16 7 p.m. at Nashville, Tenn. (Memorial Gym)



**Norfolk State 52 • 2-2**

##	Player	Total		3-Ptr		Rebounds			PF	TP	A	TO	Blk	Stl	Min
		FG-FGA	FG-FGA	FT-FTA	Off	Def	Tot								
22	LONG, Alex	1-9	0-0	1-2	2	3	5	3	3	0	3	0	0	20	
05	GELLINEAU, Bryan	0-1	0-0	0-0	0	1	1	3	0	0	4	1	0	12	
02	ROBINSON, Zaynah	2-8	0-1	2-2	0	2	2	1	6	1	0	1	0	30	
03	WADE, Jonathan	6-14	1-4	7-9	2	6	8	2	20	0	2	0	1	36	
04	GOSS, Micah	1-6	1-4	0-0	0	1	1	1	3	0	0	0	0	16	
00	WARD, Carrington	2-10	0-1	0-0	1	2	3	0	4	1	1	0	1	22	
13	ALLEN, Stavian	0-0	0-0	0-0	0	2	2	3	0	0	0	0	0	8	
20	BROWN, Alex	0-1	0-0	0-0	0	0	0	0	0	0	0	0	0	7	
24	WILLIAMS, Kyle	0-1	0-1	0-0	0	0	0	0	0	0	0	0	0	11	
44	ROBINSON, Dan	3-5	0-0	1-1	3	1	4	4	7	0	0	0	0	22	
45	BUTLER, Jordan	3-5	0-0	3-6	2	2	4	4	9	0	2	0	0	16	
Team					3	3	6								
Totals		18-60	2-11	14-20	13	23	36	21	52	2	12	1	3	200	

FG % 1st Half: 9-31 29.0% 2nd half: 9-29 31.0% Game: 18-60 30.0% Deadball Rebounds 2  
 3FG % 1st Half: 2-5 40.0% 2nd half: 0-6 0.0% Game: 2-11 18.2%  
 FT % 1st Half: 8-11 72.7% 2nd half: 6-9 66.7% Game: 14-20 70.0%

**Vanderbilt 75 • 2-1**

##	Player	Total		3-Ptr		Rebounds			PF	TP	A	TO
----	--------	-------	--	-------	--	----------	--	--	----	----	---	----



Official Basketball Box Score -- Game Totals -- Final Statistics  
**Vanderbilt vs Butler**  
 11/24/16 5:00pm at Orleans Arena, Las Vegas, NV



**Vanderbilt 66 • 2-3**

#	Player	Total		3-Ptr		Rebounds			PF	TP	A	TO	Blk	Stl	Min
		FG-FGA	FT-FTA	FG-FGA	FT-FTA	Off	Def	Tot							
03	KORNET, Luke	2-11	1-5	0-0	1	4	5	3	5	1	4	2	0	28	
11	ROBERSON, Jeff	3-5	0-2	5-6	0	4	4	4	11	1	2	1	1	25	
12	BAPTISTE, Djery	1-3	0-0	0-0	1	1	2	3	2	0	2	0	0	17	
05	FISHER-DAVIS, Matthe	1-3	0-2	0-0	1	2	3	0	2	0	0	0	1	11	
13	LACHANCE, Riley	2-6	1-2	2-2	1	3	4	3	7	6	2	0	0	34	
00	JUSTICE, Camron	0-2	0-1	1-2	0	1	1	2	1	1	0	0	0	10	
01	WILLIS, Payton	5-8	2-5	5-6	1	2	3	2	17	2	2	1	0	27	
02	TOYE, Joe	3-5	0-1	1-2	0	2	2	4	7	0	1	0	1	14	
15	BROWN, Clevon	2-4	2-2	0-0	2	2	4	2	6	0	1	0	0	16	
20	MCGLOIN, Phillip	0-0	0-0	0-0	0	0	0	1	0	0	0	0	0	0+	
24	CRESSLER, Nolan	3-5	1-2	1-1	0	3	3	5	8	0	2	0	2	18	
Team						1 1 2									
Totals		22-52	7-22	15-19	8	25	33	29	66	11	16	4	5	200	

FG % 1st Half: 11-28 39.3% 2nd half: 11-24 45.8% Game: 22-52 42.3%  
 3FG % 1st Half: 4-12 33.3% 2nd half: 3-10 30.0% Game: 7-22 31.8%  
 FT % 1st Half: 8-10 80.0% 2nd half: 7-9 77.8% Game: 15-19 78.9%

**Butler 76 • 5-0**

#	Player	Total		3-Ptr		Rebounds			PF	TP	A	TO	Blk	Stl	Min
		FG-FGA	FT-FTA	FG-FGA	FT-FTA	Off	Def	Tot							
04	WIDEMAN, Tyler	1-4	0-0	6-6	6	1	7	2	8	1	3	0	0	27	
30	MARTIN, Kelan	3-12	1-5	7-10	0	3	3	4	14	2	2	0	3	30	
45	CHRABASCZ, Andrew	3-7	2-3	4-4	3	7	10	2	12	3	1	0	1	37	
00	WOODSON, Avery	2-6	1-4	0-0	0	4	4	2	5	2	0	0	0	17	
01	LEWIS, Tyler	4-9	1-4	6-10	0	2	2	0	15	4	2	0	0	30	
03	BALDWIN, Kamar	5-7	2-3	0-0	0	1	1	3	12	1	1	0	1	27	
11	SAVAGE, Kethan	1-1	0-0	0-2	0	1	1	0	2	0	0	0	0	6	
20	BADDLEY, Henry	0-0	0-0	0-0	0	0	0	0	0	0	0	0	0	2	
22	McDERMOTT, Sean	2-6	2-6	1-2	1	5	6	4	7	1	2	0	0	20	
51	FOWLER, Nate	0-0	0-0	1-2	2	0	2	0	1	0	1	1	1	4	
Team						0 0 0									
Totals		21-52	9-25	25-36	12	24	36	17	76	14	12	1	6	200	

FG % 1st Half: 10-23 43.5% 2nd half: 11-29 37.9% Game: 21-52 40.4%  
 3FG % 1st Half: 7-13 53.8% 2nd half: 2-12 16.7% Game: 9-25 36.0%  
 FT % 1st Half: 14-17 82.4% 2nd half: 11-19 57.9% Game: 25-36 69.4%

Officials: Duke Edsall, Rick Randall, Ed Crenshaw  
 Technical fouls: Vanderbilt-TEAM, Butler-None.  
 Attendance:

Score by periods	1st	2nd	Total
Vanderbilt	34	32	66
Butler	41	35	76

	In	Off	2nd	Fast	Bench
Points	30	10	8	2	39
Paint	24	21	10	4	22
T/O	8	2	3	2	4
Chance	2	1	1	1	2
Break	2	1	1	1	2

Last FG - VU 2nd-00:07, BUT 2nd-01:33.  
 Largest lead - VU by 4 1st-18:04, BUT by 12 2nd-01:33.  
 VU led for 06:14. BUT led for 33:02. Game was tied for 00:44.

Score tied - 3 times.  
 Lead changed - 5 times.



Official Basketball Box Score -- Game Totals -- Final Statistics  
**Santa Clara vs Vanderbilt**  
 11/25/16 5:00 PM at Orleans Arena, Las Vegas, NV



**Santa Clara 66 • 3-4**

#	Player	Total		3-Ptr		Rebounds			PF	TP	A	TO	Blk	Stl	Min
		FG-FGA	FT-FTA	FG-FGA	FT-FTA	Off	Def	Tot							
03	JADERSTEN, Henrik	2-6	1-5	0-0	0	5	5	2	5	1	0	0	0	36	
04	PUGH, Jarvis	3-7	0-2	2-2	0	5	5	2	8	1	2	0	0	37	
12	HAUSER, Matt	2-8	0-3	0-0	0	3	3	2	4	4	0	0	0	37	
23	BROWNRIDGE, Jared	10-15	4-9	12-13	0	1	1	0	36	2	1	1	0	36	
43	KRATCH, Nate	4-9	1-2	0-0	0	3	3	4	9	0	1	0	0	27	
01	WARDLOW, Evan	0-0	0-0	0-0	0	0	0	2	0	0	1	0	0	7	
10	HEALY, Kai	1-2	0-0	0-0	0	0	0	3	2	0	1	0	0	11	
22	HUBBARD, Matt	0-0	0-0	0-0	1	0	1	4	0	0	2	0	0	5	
35	LEWIS, Tony	1-2	0-0	0-0	0	1	1	2	0	1	0	0	0	4	
Team						0 2 2									
Totals		23-49	6-21	14-15	1	20	21	20	66	8	9	1	0	200	

FG % 1st Half: 10-24 41.7% 2nd half: 13-25 52.0% Game: 23-49 46.9%  
 3FG % 1st Half: 3-13 23.1% 2nd half: 3-8 37.5% Game: 6-21 28.6%  
 FT % 1st Half: 0-0 0.0% 2nd half: 14-15 93.3% Game: 14-15 93.3%

**Vanderbilt 76 • 3-3**

#	Player	Total		3-Ptr		Rebounds			PF	TP	A	TO	Blk	Stl	Min
		FG-FGA	FT-FTA	FG-FGA	FT-FTA	Off	Def	Tot							
01	WILLIS, Payton	2-5	1-4	0-0	1	3	4	0	5	8	4	0	0	32	
03	KORNET, Luke	4-9	1-3	9-10	1	5	6	3	18	0	3	1	0	30	
05	FISHER-DAVIS, Matthe	4-9	3-6	3-3	0	2	2	2	14	2	2	0	0	35	
11	ROBERSON, Jeff	4-8	3-5	1-4	0	4	4	2	12	1	4	0	0	32	
13	LACHANCE, Riley	6-7	5-6	0-0	0	4	4	4	17	6	0	0	1	32	
02	TOYE, Joe	1-2	1-1	0-0	0	0	0	0	3	1	0	0	0	9	
12	BAPTISTE, Djery	2-2	0-0	0-0	0	0	0	3	4	0	0	0	0	10	
15	BROWN, Clevon	0-3	0-2	0-0	1	2	3	0	0	0	0	0	0	8	
24	CRESSLER, Nolan	1-3	1-1	0-0	2	1	3	1	3	0	0	0	0	12	
Team						2 4 6									
Totals		24-48	15-28	13-17	7	25	32	15	76	18	13	1	1	200	

FG % 1st Half: 14-26 53.8% 2nd half: 10-22 45.5% Game: 24-48 50.0%  
 3FG % 1st Half: 10-16 62.5% 2nd half: 5-12 41.7% Game: 15-28 53.6%  
 FT % 1st Half: 10-11 90.9% 2nd half: 10-11 90.9% Game: 13-17 76.5%

Officials: Rick Randall, Ed Crenshaw, John St. Clair  
 Technical fouls: Santa Clara-None. Vanderbilt-None.  
 Attendance:

Score by periods	1st	2nd	Total
Santa Clara	23	43	66
Vanderbilt	41	35	76

	In	Off	2nd	Fast	Bench
Points	22	14	2	0	4
Paint	14	5	3	2	10
T/O	5	3	2	1	4
Chance	2	0	0	0	4
Break	2	0	0	0	4

Last FG - SCU 2nd-00:24, VU 2nd-01:21.  
 Largest lead - SCU None, VU by 18 1st-00:02.  
 SCU led for 00:00. VU led for 39:43. Game was tied for 00:17.

Score tied - 0 times.  
 Lead changed - 0 times.



Official Basketball Box Score -- Game Totals -- Final Statistics  
**Tennessee State vs Vanderbilt**  
 11/29/16 7:00 pm at Nashville, Tenn. (Memorial Gym)



**Tennessee State 59 • 6-1**

#	Player	Total		3-Ptr		Rebounds			PF	TP	A	TO	Blk	Stl	Min
		FG-FGA	FT-FTA	FG-FGA	FT-FTA	Off	Def	Tot							
04	HAMILTON, K.	7-12	3-5	2-5	3	1	4	2	19	0	4	1	0	26	
33	MARTIN, Wayne	2-5	0-1	1-2	1	3	4	2	5	0	4	0	0	28	
03	REED, Jordan	2-5	0-0	2-6	2	2	4	4	6	2	1	2	29		
05	McCALL, Tahjere	1-3	0-0	6-10	0	0	0	5	8	3	0	0	1	20	
14	REDDICK, Darreon	5-14	2-3	0-0	0	0	0	0	12	0	0	0	0	28	
00	CHANEY, Armani	1-3	0-1	0-0	0	2	2	2	2	2	2	0	0	22	
01	SPENCER, Delano	2-7	2-5	0-0	0	0	0	2	6	1	1	0	0	22	
15	WILLIAMS, Xavier	0-0	0-0	0-0	0	1	1	0	0	0	0	0	0	3	
21	MKEOWULU, Christian	0-0	0-0	1-2	1	0	1	3	1	0	2	1	0	19	
23	EVERETT, A'Torey	0-0	0-0	0-0	0	0	0	0	0	0	0	0	0	3	
Team						2 2 4									
Totals		20-49	7-15	12-25	9	11	20	20	59	8	14	3	3	200	

FG % 1st Half: 9-27 33.3% 2nd half: 11-22 50.0% Game: 20-49 40.8%  
 3FG % 1st Half: 2-7 28.6% 2nd half: 5-8 62.5% Game: 7-15 46.7%  
 FT % 1st Half: 2-6 33.3% 2nd half: 10-19 52.6% Game: 12-25 48.0%

**Vanderbilt 83 • 4-3**

#	Player	Total		3-Ptr		Rebounds			PF	TP	A	TO	Blk	Stl	Min
		FG-FGA	FT-FTA	FG-FGA	FT-FTA	Off	Def	Tot							
11	ROBERSON, Jeff	5-10	2-4	1-2	0	5	5	3	13	0	4	0	2	31	
03	KORNET, Luke	2-4	0-1	8-8	3	3	6	2	12	1	3	2	1	28	
01	WILLIS, Payton	2-4	1-3	4-4	1	1	2	3	9	3	3	0	0	23	



## 2016-17 Roster

No.	Name	Pos.	Ht.	Wt.	Cl.-Yr	Hometown (Previous School)
0	Camron Justice	G	6-3	180	So. - 2nd	Hindman, Ky. (Knott County Central)
1	Payton Willis	G	6-4	182	Fr. - 1st	Fayetteville, Ark. (Fayetteville)
2	Joe Toye	G/F	6-7	208	So. - 2nd	Chicago, Ill. (Whitney Young)
3	Luke Kornet	F	7-1	250	Sr. - 4th	Lantana, Texas (Liberty Christian)
5	Matthew Fisher-Davis	G	6-5	185	Jr. - 3rd	Charlotte, N.C. (Butler)
11	Jeff Roberson	F	6-6	224	Jr. - 3rd	Houston, Texas (The Kinkaid School)
12	Djery Baptiste	C	6-10	240	R-Fr. - 2nd	Gonaives, Haiti (Prestonwood Christian (Texas))
13	Riley LaChance	G	6-2	192	Jr. - 3rd	Brookfield, Wis. (Brookfield Central)
14	Larry Austin, Jr.	G	6-2	175	R-So. - 3rd	Springfield, Ill. (Xavier University/Lanphier)
15	Clevon Brown	F	6-8	219	Fr. - 1st	San Antonio, Texas (Churchill)
20	Phillip McGloin	G	6-1	183	Jr. - 3rd	Washington, D.C. (Mercersburg Academy)
24	Nolan Cressler	G	6-4	210	R-Sr. - 5th	Pittsburgh, Pa. (Cornell/Plum)

### COACHING STAFF

Head Coach..... **Bryce Drew** (Valparaiso, 1998) - 1st  
 Associate Head Coach..... **Roger Powell** (Illinois, 2005) - 1st  
 Assistant Coach..... **Jake Diebler** (Valparaiso, 2009) - 1st  
 Assistant Coach..... **Casey Shaw** (Toledo, 1998) - 1st  
 Director of Recruiting/Player Personnel.. **Omar Mance** (Rice, 2003) - 1st  
 Director of Operations..... **Luke Simons** (Purdue, 2005) - 1st  
 Director of Basketball Admin./Video Coord. **Matt Olinger** (Liberty, 2007) - 1st

### SUPPORT STAFF

Athletic Communications Dir. .... **Andy Boggs** (Florida State, 1998)  
 Academic Support..... **Neal Clark** (Kentucky, 1992)  
 Athletic Trainer..... **Shannon Gordon** (Indiana State, 1992)  
 Strength and Conditioning..... **Jeremy Anderson** (Liberty, 2011)

### PRONUNCIATION GUIDE

Djery Baptiste..... **Jerry - Bap-TEEST**  
 Luke Kornet ..... **Kor-NET**  
 Jeff Roberson..... **ROE-ber-son**  
 Joe Toye ..... **TOY**  
 Clevon Brown..... **CLEE-von**  
 Jake Diebler..... **DEEB-ler**

### ROSTER BY CLASS

#### Seniors (2)

**Luke Kornet**..... Lantana, Texas  
**Nolan Cressler**..... Pittsburgh, Pa.

#### Juniors (4)

**Matthew Fisher-Davis**..... Charlotte, N.C.  
**Riley LaChance**..... Brookfield, Wisc.  
**Phillip McGloin**..... Washington, D.C.  
**Jeff Roberson**..... Houston, Texas

#### Sophomores (3)

**Larry Austin, Jr.**..... Springfield, Ill.  
**Camron Justice**..... Hindman, Ky.  
**Joe Toye**..... Chicago, Ill.

#### Freshman (3)

**Djery Baptiste**..... Gonaives, Haiti  
**Clevon Brown**..... San Antonio, Texas  
**Payton Willis**..... Fayetteville, Ark.



**MEMORIAL MAGIC - THE HOME TO VANDERBILT HOOPS SINCE 1952**

**HISTORIC MEMORIAL GYMNASIUM IN 65TH SEASON**

Storied Memorial Gymnasium is in its 65th season as the host venue of Vanderbilt basketball. The SEC's most historic hoops setting has played host to more than 950 men's contests as well as the 1984 and 1991 SEC Tournaments and 40 men's and women's NCAA Tournament contests (since the early 1980s).

As the oldest gymnasium in the SEC, Memorial Gymnasium is renown for its end zone benches, raised floor and unique atmosphere. It was dedicated in 1952 as a memorial to all Vanderbilt men and women who served in World War II. It was built by the late master architect Edwin Keeble, who was commissioned to build a combination gymnasium/concert hall.

<b>.782</b>	All-time winning percentage at Memorial Gym (775-216).
<b>.895</b>	Winning percentage against non-conference opponents since 1990 (205-24).
<b>6</b>	Undefeated seasons at home.

**Winningest Coaches at Memorial Gymnasium**

Coach	Yrs	Record
1. Kevin Stallings (2000-16)	17	226-65
2. Roy Skinner (1959, 1962-76)	16	181-41
3. Bob Polk (1948-58, 1960-61)	8	96-15
4. C.M. Newton (1982-89)	8	91-37
5. Jan van Breda Kolff (1994-99)	6	75-20
6. Eddie Fogler (1990-93)	4	54-12

**Coach Drew at Memorial Gymnasium**

Coach	Yr	Record
Bryce Drew	2016-17	3-1

**ANNUAL ATTENDANCE FIGURES**

Year	All Games	Attendance	Average	NCAA Rank	SEC Games	SEC Attendance	Average
2016-17	4	34,009	8,502	-	-	-	-
2015-16	16	178,167	11,135	36	9	107,318	11,924
2014-15	19	168,377	8,862	51	9	88,830	9,870
2013-14	16	152,539	9,534	45	9	92,455	10,273
2012-13	15	159,557	10,637	36	9	100,986	11,221
2011-12	18	246,561	13,698	18	8	112,368	14,046
2010-11	17	234,632	13,802	18	8	114,346	14,293
2009-10	16	217,965	13,623	21	8	113,539	14,192
2008-09	17	225,686	13,276	25	8	112,833	14,104
2007-08	19	254,954	13,418	22	8	113,713	14,214
2006-07	17	204,511	12,030	31	8	109,043	13,630
2005-06	16	195,159	12,197	24	8	108,258	13,532
2004-05 <sup>^</sup>	19	191,678	10,088	43	8	105,357	13,170
2003-04	17	192,301	11,312	33	8	106,990	13,374
2002-03	16	153,123	9,570	46	8	96,906	12,113
2001-02	17	150,325	8,843	50	8	93,873	11,734
2000-01	19	186,468	9,814	45	8	102,055	12,757
1999-00*	18	197,770	10,987	30	8	106,741	13,343
1998-99	16	192,538	12,034	26	8	106,128	13,266
1997-98	16	213,974	13,373	21	8	117,819	14,727
1996-97	16	207,771	12,986	25	8	120,214	15,027
1995-96	18	226,354	12,575	28	8	112,996	14,125
1994-95	13	183,042	14,080	17	8	118,932	14,867
1993-94	16	223,997	14,000	15	8	121,345	15,168
1992-93	14	212,156	15,154	11	8	122,536	15,317
1991-92	17	210,585	12,387	29	8	115,104	14,388
1990-91	16	214,638	13,415	19	9	133,482	14,831
1989-90	19	259,992	13,684	18	9	136,136	15,126
1988-89	15	224,657	14,977	13	9	137,212	15,246
1987-88	16	223,747	13,984	14	9	138,393	15,377
1986-87	17	226,343	13,314	14	9	130,854	14,539
1985-86	15	200,806	13,387	14	9	128,059	14,229
1984-85	16	194,390	12,149	17	9	122,514	13,613
1983-84	18	249,292	13,850	10	9	135,546	15,050
1982-83	17	237,584	13,976	9	9	135,418	15,046
1981-82	14	202,225	14,445	9	9	131,699	14,633
1980-81	15	227,478	15,165	9	9	136,436	15,160
1979-80	15	228,029	15,202	5	9	138,754	15,417
1978-79	14	215,330	15,380	5	9	139,930	15,547
1977-78	14	207,375	14,813	5	9	134,232	14,915
1976-77	15	211,966	14,131	4	9	149,108	16,568
1975-76	13	180,901	13,915	-	9	135,375	15,042
1974-75	12	178,527	14,877	-	9	134,304	14,923
1973-74	12	182,728	15,227	-	9	140,252	15,584
1972-73	12	173,567	14,464	-	9	131,193	14,577
1971-72	12	156,778	13,065	-	9	120,172	13,352
1970-71	12	170,634	14,220	-	9	130,260	14,473
1969-70	12	176,763	14,730	-	9	135,745	14,861
1968-69	12	126,896	10,575	-	9	95,300	10,589
1967-68	12	129,722	10,810	-	9	96,274	10,697
1966-67	12	105,492	8,791	-	9	79,173	8,797
1965-66	12	106,022	8,835	-	9	62,368	8,910
1964-65	12	98,821	8,235	-	9	65,712	8,214
1963-64	12	84,827	7,069	-	6	35,684	5,947
1962-63	12	75,261	6,272	-	6	46,183	6,598
1961-62	13	73,640	5,665	-	8	47,357	5,920
1960-61	13	74,187	5,707	-	7	45,549	6,507
1959-60	14	76,199	5,443	-	8	46,064	5,758

<sup>^</sup> First year capacity increased from 14,168 to 14,316; \* First year capacity decreased from 15,311 to 14,168



**VANDERBILT BASKETBALL  
QUICK HITTERS**

- This is the 114th year of Vanderbilt basketball, with the first season taking place in 1900-01. There were no teams in 1904-05 and 1905-06.
- The Commodores have been named to 14 NCAA Tournaments and 12 NIT's. Vanderbilt advanced to the Elite 8 in 1965 (field of 23), and the Sweet 16 in 1988, 1993, 2004, and 2007. The Commodores captured the NIT Championship in 1990 and finished runner-up in 1994.
- The Commodores are a charter member of the SEC, with the 2016-17 season being the 83rd year in the conference.
- Vanderbilt is the only private institution in the SEC with the lowest enrollment of any of the 14 schools (6,738).
- Vanderbilt's Perry Wallace became the first African-American scholarship basketball player in the SEC when he took the court in 1967.
- The Commodores have 44 career 1,000-point scorers, with Shan Foster (2004-08) the all-time leading scorer with 2,011 career points.
- Vanderbilt has had 12 All-Americans since 1950. They are: Billy Joe Adcock (1950), Clyde Lee (1965), Tom Hagan (1969), Jan van Breda Kolff (1974), Will Perdue (1988), Billy McCaffrey (1993), Dan Langhi (2000), Matt Freije (2004), Derrick Byars (2007), Shan Foster (2008), and John Jenkins (2011).
- Vanderbilt had two players selected in the 2016 NBA Draft - Wade Baldwin IV, Memphis, 17th pick and Damian Jones, Golden State 30th pick - one of only three schools with two or more players drafted in the first round. In all, 37 Vanderbilt players have been selected in the NBA Draft since 1950.
- The Commodores had three players drafted in the first 31 picks of the 2012 NBA Draft - John Jenkins, Atlanta, 23rd pick, Festus Ezeli, Golden State, 30th pick, Jeffery Taylor, Charlotte, 31st pick - the most by the Commodores in one draft.
- The Commodores ended a 61-year SEC Tournament drought in 2012 by claiming the tournament championship in New Orleans, the team's first SEC tournament championship since 1951.
- Kevin Stallings is the winningest coach in Vanderbilt history with 322 total victories (17 years, 322-220).
- All three of the university's top all-time scorers played for Kevin Stallings (Foster, Jeffery Taylor, Matt Freije). John Jenkins, who is 10th on the list, also played for him.
- Vanderbilt's intercollegiate athletics teams are nicknamed the Commodores, in honor of the nickname given to founder Cornelius Vanderbilt, who made his fortune in shipping. Vanderbilt donated \$1 million to begin "Central University" in 1875 - the campus was later renamed for Cornelius because of his generosity. Cornelius never stepped foot on the campus that bears his namesake.

**SEC STANDINGS**

**2016-17 SEC STANDINGS (12/5)**

	SEC	Pct.	All	Pct.
South Carolina	0-0	.000	8-0	1.000
Florida	0-0	.000	7-1	.875
Kentucky	0-0	.000	7-1	.875
Arkansas	0-0	.000	6-1	.857
Auburn	0-0	.000	6-1	.857
Ole Miss	0-0	.000	6-2	.750
Miss. State	0-0	.000	6-2	.750
LSU	0-0	.000	5-2	.714
Texas A&M	0-0	.000	4-2	.667
Georgia	0-0	.000	5-3	.625
Alabama	0-0	.000	4-3	.571
Missouri	0-0	.000	4-3	.571
<b>Vanderbilt</b>	<b>0-0</b>	<b>.000</b>	<b>4-4</b>	<b>.500</b>
Tennessee	0-0	.000	3-3	.500

**SEC STATS**

**VU TEAM SEC RANKINGS (12/5)**

Category	All
Scoring	11th (71.9)
Scoring Defense	T-6th (68.1)
Scoring Margin	9th (+3.8)
FT%	.4th (.763)
FG%	13th (.428)
FG% Defense	10th (.420)
3FG%	1st (.398)
3FG% Defense	6th (.331)
3FG Made	1st (9.3)
Rebound Margin	6th (+5.2)
Blocks	12th (4.0)
Assists	8th (13.8)
Steals	14th (3.8)
Turnover Margin	14th (-3.2)
Assist/TO Ratio	11th (1.0)

**VU INDIVIDUAL SEC RANKINGS (12/5)**

<b>Matthew Fisher-Davis</b>	<b>Total</b>
FT%	10th (.844)
3FG%	7th (.426)
3FG Made	T-4th (2.5)
<b>Luke Kornet</b>	<b>Total</b>
Blocks	6th (2.0)
<b>Riley LaChance</b>	<b>Total</b>
Assists	T-7th (4.4)
3FG%	1st (.679)
3FG Made	7th (2.4)
A/TO Ratio	T-2nd (3.5)
<b>Jeff Roberson</b>	<b>Total</b>
Rebounding	4th (8.0)
Def. Rebounding	2nd (5.9)
Minutes Played	9th (31.3)



# THE LAST TIME...

## VANDERBILT INDIVIDUALS

### Scoring:

**Scored 25 points** – Damian Jones (27), at Florida, 2/23/2016

**Scored 30 points** –Jeffery Taylor (30), at Davidson, 12/7/2011

**Scored 35 points** – Billy McCaffrey (35), vs. Georgia, 2/24/1993

**Scored 40 points** – Shan Foster (42) vs. Mississippi State, 3/5/2008

**Two Players Had 20 Points** – Matthew Fisher-Davis (20), Damian Jones (20) at Miss. State, 2/16/2016

**Three Players Had 20 Points** – Derrick Byars (28), Shan Foster (21) and Ross Neltner (20) vs. Toledo, 12/2/2006

**Scored 20 Points in Two Straight Games** – Damian Jones vs. Florida (20) 1/26/16, at Texas (26), 1/30/2016

**Scored 20 Points in Three Straight Games** – John Jenkins at Ole Miss (26), 2/16/2012, at Georgia (28), 2/19/2012, vs. S. Carolina (21), 2/22/2012

**Scored 20 Points in Four Straight Games** – John Jenkins vs. Monmouth (25), 11/25/11, vs. Xavier (20), 11/28/11, at Louisville (27), 12/2/2011, at Davidson (22), 12/7/2011

**Scored 20 Points in Five Straight Games** – Shan Foster vs. Georgia (29), 2/23/2008; vs. Tennessee (32), 2/26/2008; at Arkansas (22), 3/1/2008; vs. Mississippi State (42), 3/5/2008; at Alabama (21), 3/8/2008

**Scored 20 Points in Six Straight Games** – Shan Foster vs. Georgia (29), 2/23/2008; vs. Tennessee (32), 2/26/2008; at Arkansas (22), 3/1/2008; vs. Mississippi State (42), 3/5/2008; at Alabama (21), 3/8/2008; vs. Auburn (26), 3/13/2008

**Five Players Scored in Double Figures** – Wade Baldwin (17), Damian Jones (15), Matthew Fisher-Davis (13), Jeff Roberson (12), Luke Kornet (11) vs. Georgia, 2/20/16.

**Seven Players Scored in Double Figures** – Damian Jones (10), Wade Baldwin IV (20), Riley LaChance (10), Nolan Cressler (14), Joe Toye (10), Matthew Fisher-Davis (12), Josh Henderson (11), vs. Detroit (12/2/15)

**Four Players with 15 or more points** – Jeffery Taylor (20), John Jenkins (17), Brad Tinsley (16), Lance Goulbourne (16), Festus Ezeli (15) at LSU, 2/26/2011

### Double-Doubles:

**Double-Double** –Jeff Roberson (12 points, 16 rebounds) vs. Minnesota, 12/3/16

**20-10 game** –Damian Jones (20 points, 10 rebounds) at Miss. State, 2/16/2016

**30-10 game** – A.J. Ogilvy (33 points, 10 rebounds) vs. Oregon, 11/11/2011

**Back-to-back 20-10 games** – Matt Freije vs. South Carolina (26 points, 11 rebounds)

1/28/04; vs. Kentucky (20 points, 11 rebounds) 1/31/04

**Double-Double in Points and Rebounds** – Jeff Roberson (12 points, 16 rebounds) vs. Minnesota, 12/3/16

**Double-Double in Points and Assists** – Wade Baldwin IV (15 points, 10 assists) vs. Western Michigan, 12/30/2015

**Double-Double in Points and Blocks** – Luke Kornet (11 points, 10 blocks) vs. Auburn (1/12/2016)

**Double-Double in Points and Steals** – Never

**Double-Double in Two Consecutive games** – Damian Jones at Miss. State, 2/16/16 (20 points, 10 rebounds); vs. Georgia, 2/20/16 (15 points, 16 rebounds)

**Double-Double in three consecutive games** – Dan Langhi vs. Notre Dame (33 points, 10 rebounds) 11/21/1998; vs. Morehead State (18 points, 10 rebounds) 11/24/1998; vs. Ohio State (14 points, 17 rebounds) 11/28/1998

**Two players record double-double** – Damian Jones (24 points, 12 rebounds), Luke Kornet (10 points, 10 rebounds) vs. Trevecca, 11/16/2014

### Triple-Doubles:

**Triple-Double** – Luke Kornet (11 points, 11 rebounds, 10 blocks) vs. Auburn, 1/12/16; Brad Tinsley (11 points, 10 rebounds, 10 assists) vs. Presbyterian, 11/12/2010

### Field Goals:

**Made 10 FG in a game** – Damian Jones (10) at Saint Mary's, 3/18/15

**Made 11 FG in a game** – Kedren Johnson (11) vs. Davidson, 11/22/2012

**Made 12 FG in a game** – Damian Jones (12) at Florida, 2/23/2016

**Made 16 FG in a game** - Shan Foster (16) vs. Mississippi State, 3/5/2008

**Attempted 15 FG in a game** – Wade Baldwin IV (15) vs. Kentucky, 2/27/16

**Attempted 16 FG in a game** – Damian Jones (16) at Miss. State, 2/16/2016

**Attempted 17 FG in a game** – Luke Kornet (17) at Ole Miss, 2/6/16

**Attempted 18 FG in a game** – Luke Kornet (18) vs. Minnesota, 12/3/16

**Attempted 19 FG in a game** – Rod Odom (19) vs. Missouri, 1/16/14

**Attempted 20 FG in a game** - Damian Jones (20), at Texas, 1/30/2016

### Three-Pointers:

**Made 5 3-pointers in a game** – Riley LaChance (5), vs. Santa Clara, 11/25/2016

**Made 6 3-pointers in a game** – Matthew Fisher-Davis (6) at Miss. State, 2/16/2016

**Made 7 3-pointers in a game** – John Jenkins (7) vs. Lafayette, 12/21/2011

**Made 8 3-pointers in a game** – Shan Foster (8) vs. UMass, 1/5/2008

**Made 9 3-pointers in a game** – Shan Foster (9) vs. Mississippi State, 3/5/2008

**Attempted 10 3-pointers in a game** – Matthew Fisher-Davis (10) at Texas, 1/30/2016

**Attempted 15 3-pointers in a game** – John Jenkins (16) vs. Oregon, 11/11/2011

### Free Throws:

**Made 10 FT in a game** –Wade Baldwin IV (10), vs. Dayton, 12/9/15

**Made 12 FT in a game** – Luke Kornet (12) vs. Belmont, 11/15/16

**Made 13 FT in a game** – A.J. Ogilvy (13) vs. DePaul, 12/5/2009

**Made 18 FT in a game** – Matt Freije (18) vs. Indiana, 11/24/2003

**Attempted 12 FT in a game** – Wade Baldwin IV (13) at Tennessee, 1/20/16

**Attempted 14 FT in a game** – Wade Baldwin IV (14) vs. Florida, 1/26/2016

**Attempted 15 FT in a game** – Luke Kornet (16) vs. Belmont, 11/15/16

### Rebounds:

**10 Rebounds in a game** – Jeff Roberson (11), vs. Norfolk St., 11/18/16

**15 Rebounds in a game** – Jeff Roberson (16) vs. Minnesota, 12/3/16

**10+ Rebounds in Three Consecutive Games** – Lance Goulbourne (16) vs. Ole Miss, 1/19/2011; (10) vs. St. Mary's, 1/22/2011; (12) at Miss. State, 1/27/2011

### Assists:

**8 Assists** – Payton Willis (8) vs. Santa Clara, 11/25/2016

**9 Assists** – Wade Baldwin IV (9) at Miss. State, 2/16/2016

**10 Assists** – Wade Baldwin IV (10) vs. Auburn, 1/12/16

**11 Assists** – Mario Moore (13) vs. Arkansas, 2/19/2005

**12 Assists** – Mario Moore (13) vs. Arkansas, 2/19/2005

**13 Assists** – Mario Moore (13) vs. Arkansas, 2/19/2005

**14 Assists** – Billy McCaffrey (14) vs. Kentucky, 1/13/1993

**5+ Assists in Four Consecutive Games** - Wade Baldwin IV (8) vs. Texas A&M, 2/4/16; (9) at Ole Miss, 2/6/16; (7) vs. Missouri, 2/10/16; (7) at Auburn, 2/13/16; (9) at Miss. St., 2/16/16; (7) vs. Georgia, 2/20/16

**8+ Assists in Two Consecutive Games**- Atiba Prater (9) at Georgia, 2/2/2000; (9) vs. Boston College, 2/6/2000

### Blocks:

**4 Blocked Shots** – Luke Kornet (4) vs. Norfolk St., 11/18/16

**5 Blocked Shots** – Luke Kornet (5) vs. Tennessee, 3/10/2016

**6 Blocked Shots** – Luke Kornet (6) at Texas A&M, 3/5/2016

**7 Blocked Shots** – Damian Jones (7) at S. Carolina, 2/13/14

**10 Blocked Shots** – Luke Kornet (10) vs. Auburn, 1/12/16

### Steals:

**4 Steals** – Riley LaChance (4) at Saint Mary's, 3/18/15

**5 Steals** – Riley LaChance (5) vs. Penn, 12/22/2014

**6 Steals** – Dan Cage (6) vs. Furman, 11/28/2006

**7 Steals** - James Strong (8) vs. Morehead State, 11/24/1998

**8 Steals** – James Strong (8) vs. Morehead State, 11/24/1998

### Minutes:

**Played every minute** – Rod Odom vs. Florida, 2/25/14

**Played over 40 minutes** – Matthew Fisher-Davis (41), Riley LaChance (40) at Arkansas, 1/5/2016

**All 5 starters played 40 minutes** –Steve Tchiengang (40), Brad Tinsley (40), Lance Goulbourne (41), Jeffery Taylor (41), and John Jenkins (41), at Louisville, 12/2/2011

### Fouls:

**Technical Foul** – Team, vs. Wichita St., 3/15/16

**Fouled Out** –Nolan Cressler, vs. Butler, 11/24/16

**Two Players Fouled Out** – Damian Jones, Jeff Roberson at Ole Miss, 2/6/2016

**Three Players Fouled Out** – Damian Jones, Jeff Roberson, Wade Baldwin IV at Ole Miss, 2/6/2016

### TEAM

**Started the game with Opponent Technical Foul** – Furman bench, 12/22/2008

**Scored 95 or more points** – 102 vs. Detroit, 12/2/15 (W, 102-52)

**Scored 100 or more points** – 102 vs. Detroit, 12/2/2015 (W, 102-52)

**Scored 100 or more points (SEC game)** – 102 at Ole Miss, 2/16/2012 (W, 102-76)

**Scored 110 or more points** – 113 vs. Alabama A&M 12/30/1998 (W, 113-71)

**Scored 110 or more points (SEC game)** – 111 vs. Alabama 2/21/1972 (W, 111-91)

**Scored 120 or more points** – 130 vs. Ole Miss 12/22/1970 (W, 130-112)

**Scored 120 or more points (SEC game)** – 130 vs. Ole Miss 12/22/1970 (W, 130-112)

**Scored 130 or more points** – 130 vs. Ole Miss 12/22/1970 (W, 130-112)

**Scored Less than 50 points** – 38 at Tennessee (L, 76-38), 3/1/2014

**Scored Less than 40 points** – 38 at Tennessee (L, 76-38), 3/1/2014

**Scored 20 or less points in half** – 18 (1st half), 20 (2nd half) at Tennessee, 3/1/14, (L, 76-38)

**Scored 90+ points in three consecutive games** - 95 vs. Bradley, 11/24/2007 (W, 95-86); 91 vs. South Alabama, 11/29/2007 (W, 91-88); vs. Georgia Tech, 12/1/2007 (W, 92-79)

**Allowed 90 or more points** – 95, vs. Marquette, 11/11/2016 (L, 95-71)

**Allowed 100 or more points** – 106, Kentucky, 3/5/2003 (L, 44-106)

**Allowed Less than 50 points** – 41, vs. Austin Peay, 11/13/2015 (W, 80-41)

**Allowed 40 or Less points** – 31, at Mississippi State, 2/23/2013 (W, 72-31)

**Shot 60% or better** – .609 vs. Tenn. St., 11/23/14 (W, 78-46)

**Shot 60% or better from three** – .643 vs. Purdue, 12/13/14 (W, 81-71)

**Shot over 67% FG** – .679 vs. TSU, 12/19/2009 (W, 84-71)

# THE LAST TIME...

**Shot 50% or better** – .543 vs. Tenn. St., 11/29/2016  
**Shot lower than 30%** - .224 at Florida 3/1/2014 (L, 76-38)  
**Allowed 60% shooting** - .612 at Florida, 2/21/2009 (L, 68-82)  
**Scored 100 points in two consecutive games** – 111 vs. North Alabama 12/20/1980 (W, 111-79) and 111 vs. Memphis 12/23/1980 (W, 111-96)  
**Scored 100 points in three consecutive games** – Never  
**Scored 100 points in Consecutive SEC games** – 104 vs. LSU 2/19/1972 (W, 104-83) and 111 vs. Alabama 2/21/1972 (W, 111-91)  
**Won game by 70 points or more** – 71 vs. Union (Tenn.) (W, 95-24), 1911-12  
**Won game by 60 points or more** – 71 vs. Union (Tenn.) (W, 95-24), 1911-12  
**Won game by 50 points or more** – 50 vs. Detroit (W, 102-52) 12/2/2015  
**Lost by 25 or More Points** – at Tennessee, 3/1/2014 (L, 76-38)  
**Game decided by one point** – at Miss. State, 2/16/2016 (L, 75-74)  
**Two consecutive games decided by one point** – at South Carolina (L, 70-71) 1/7/1998 and Tennessee (W, 80-79) 1/10/1998  
**Three consecutive games decided by one point** – Never  
**Shot 90% or Better from Free Throw Line** – 94.4% vs. Georgia (17-18) 2/27/2013  
**Shot less than 50% from Free Throw Line** – 46.9% vs. Morgan State (15-32) 11/23/13  
**Shot less than 20% from 3PT** – .158 (3-19) vs. Wichita State 3/15/16 (L, 70-50)  
**Attempted 30 FT** – 30 (23-30) vs. Tenn. St., 11/29/2016  
**Attempted 35 FT** – 39 (29-39) at Tennessee, 1/20/2016  
**Attempted 40 FT** – 42 (29-42) vs. Florida, 2/3/2015  
**Attempted five or less FT** – 3 vs. Chamaine, 11/24/2009  
**Made 30 FT** – 38, vs. Western Carolina, 12/16/14  
**Made 15 3FG** – 15 vs. Santa Clara (11/25/16)  
**Won an Overtime Game** – vs. Stony Brook 11/19/15 (W, 79-72)  
**Lost an Overtime Game** - at Arkansas, 1/5/2016 (L, 85-90)  
**Played Two Overtimes** – vs. Yale 1/3/15 (W, 79-74)  
**Played Three Overtimes** – at Ole Miss 2/17/1982 (L, 51-48)  
**Played Four Overtimes** – at Ole Miss 2/17/1982 (L, 51-48)  
**Played consecutive games that went to overtime** – vs. Xavier 11/28/2011 (L, 82-70) and at Louisville, 12/2/2011 (L, 62-60)  
**Had 20 Turnovers** – 26 at Arkansas, 1/5/2016  
**Had fewer than 10 Turnovers in two straight games** – at Florida (9) 3/6/2013, vs. South Carolina (9) 3/9/2013  
**Had 10 Blocks** – 10, vs. Auburn, 1/12/2016

## OPPONENT - INDIVIDUALS

**Scoring:**  
**Scored 25 points** – Kevin Punter (26) at Tennessee, 1/20/16  
**Scored 30 points** – Jamal Murray (33) vs. Kentucky, 2/27/16

**Scored 35 points** – Jared Brownridge (36), Santa Clara, 11/25/2016  
**Scored 40 points** – Morris Almond (44), Rice, 1/3/2007  
**Two Players Had 20 Points** – Anthon Bell (26), Moses Kingsley (25) at Arkansas, 1/5/16  
**Five Players Scored in Double Figures** M.J. Rhett (18), Jarvis Summers (16), Stefan Moody (14), Sebastian Saiz (12), LaDarius White (10) at Ole Miss, 3/7/2015  
**Six Players Scored in Double Figures** – Bam Doyno (22), Dwayne Curtis (12), Todd Abernethy (11), Clarence Sanders (11), Polynice (10) and Williams (10), vs. Ole Miss, 1/27/2007  
**Four Players with 15 or more points** – Erik Daniels (20), Marquis Estill (17), Kelenna Azubuike (16) and Gerald Fitch (15) vs. Kentucky, 3/5/2003

### Double-Doubles:

**Double-Double** – Jordan Murphy (16 points, 14 rebounds) vs. Minnesota, 12/3/16  
**Triple-Double** – Sam Muldrow (16 points, 14 rebounds and 10 blocks) at South Carolina, 1/8/2010  
**20-10 game** – Ryan Rosburg (24 points, 11 rebounds), vs. Missouri, 2/10/2016  
**30-10 game** – Ben Simmons (36 points, 14 rebounds), LSU, 1/2/2016

### Double-Double in Points and Rebounds

– Jordan Murphy (16 points, 14 rebounds) vs. Minnesota, 12/3/16  
**Double-Double in Points and Assists** – Nick Calathes (15 points, 10 assists) at Florida, 1/27/2008  
**Two players record double-doubles** – Prince Ibeh (13 points, 11 rebounds), Kerwin Roach, Jr. (15 points, 11 rebounds), at Texas, 1/30/2016

### Field Goals:

**Made 10 FG in a game** – Jared Brownridge (10), Santa Clara, 11/25/2016  
**Made 11 FG in a game** – Jordan Mickey, vs. LSU (12), 1/24/15  
**Made 12 FG in a game** – Jamal Murray, vs. Kentucky (12), 2/27/16  
**Made 13 FG in a game** - Bobby Portis, at Arkansas (13), 1/10/15  
**Attempted 15 FG in a game** – Jared Brownridge (15), Santa Clara, 11/25/2016  
**Attempted 16 FG in a game** – Armani Moore (16), Tennessee, 3/1/2016  
**Attempted 17 FG in a game** – Jordan Murphy (17), vs. Minnesota, 12/3/16  
**Attempted 18 FG in a game** – Detrick Mostella (18), vs. Tennessee, 3/10/2016  
**Attempted 19 FG in a game** – Taurean Prince (19) at Baylor, 12/6/2015  
**Attempted 20 FG in a game** – Jamal Murray, vs. Kentucky (20), 2/27/16  
**Attempted 25 FG in a game** - Stefan Moody (25) at Ole Miss, 2/6/16

### Three-Pointers:

**Made 5 3-pointers in a game** – Kenny Gaines (5) vs. Georgia, 1/14/2015  
**Made 6 3-pointers in a game** – Jamal Murray, vs. Kentucky (6), 2/27/16  
**Made 7 3-pointers in a game** – Chandler Parsons (7) vs. Florida, 1/25/2009

**Made 8 3-pointers in a game**– Brian Sullivan (8) vs. Miami (OH), 1/2/2012  
**Attempted 10 3-pointers in a game** – Taylor Barnette, vs. Belmont, 11/15/16

### Free Throws:

**Made 8 FT in a game** – Q. Weatherspoon (8) at Miss. State, 2/16/2016  
**Made 9 FT in a game** – Dusty Hannahs (9) at Arkansas, 1/5/16  
**Made 10 FT in a game** – Jared Brownridge (12) vs. Santa Clara, 11/25/16  
**Made 16 FT in a game** – Ben Simmons (16), LSU, 1/2/2016  
**Made 17 FT in a game** – Morris Almond (17) at Rice, 1/3/2007

**Attempted 10 FT in a game** – Tahjere McCall (10) vs. Tenn. St., 11/29/2016

**Attempted 13 FT in a game** - Jared Brownridge (13) vs. Santa Clara, 11/25/16  
**Attempted 14 FT in a game** - Johnny O'Bryant III, (14) at LSU, 1/18/14  
**Attempted 15 FT in a game** – Ben Simmons (19), LSU, 1/2/2016

### Rebounds:

**10 Rebounds in a game** – Andrew Chrabaszcz (10) vs. Butler, 11/24/2016  
**15 Rebounds in a game** – Cinmeon Bowers (15) at Auburn, 2/13/2016  
**18 Rebounds in a game** – Daniel Northern (18) vs. Tennessee Tech, 12/20/2008  
**19 Rebounds in a game** – Omar Samhan (19) at St. Mary's, 11/20/2009  
**20 Rebounds in a game** – Roy Rogers (20) at Alabama, 1/3/1996

### Assists

**8 Assists** – Alex Caruso (8) at Texas A&M, 3/5/16  
**9 Assists** – John Wall (9) at Kentucky, 1/30/2010  
**10 Assists** – Alex Caruso (10) at Texas A&M, 1/31/2015  
**11 Assists** – Dee Bost (11) vs. Mississippi State, 3/11/2011  
**12 Assists** – G.G. Smith (12) vs. Georgia, 2/3/1999

### Blocks:

**4 Blocked Shots** – Jameel Warner, (4), vs. Stony Brook, 11/19/15  
**5 Blocked Shots** – Karl-Anthony Towns, (7), at Kentucky, 1/20/15  
**6 Blocked Shots** – Reggie Lynch, (6), vs. Minnesota, 12/3/16  
**7 Blocked Shots** – A.J. Hammons, (7), at Purdue, 12/22/15  
**8 Blocked Shots** – Jarvis Varnado (9) vs. Mississippi State, 2/3/2010  
**10 Blocked Shots** – Sam Muldrow (10) at South Carolina, 1/8/2011

### Steals:

**5 Steals** – Devon Baukman (5) vs. Tennessee, 3/10/2016  
**6 Steals** – Jajuan Johnson (6) vs. Marquette, 11/11/2016  
**7 Steals** – Aaron Lucas (7) at South Carolina, 1/19/2002  
**8 Steals** – Steve Wojnochowski (8) at Duke, 11/22/1996

**Two players with 3 steals** – Bobby Portis (4), Rashad Madden (3) at Arkansas, 1/10/15

### Minutes:

**Played every minute** – Kadeem Jack, Myles Mack vs. Rutgers, 11/28/14  
**Played over 40 minutes** – Carson Puriefoy (44), vs. Stony Brook, 11/19/15

### Fouls:

**Technical Foul** – Jordan Reed, vs. Tenn. St., 11/29/2016  
**Fouled Out** – Tahjere McCall, vs. Tenn. St., 11/29/2016  
**Three Players Fouled Out** – Donte' Williams, Nemanja Djuricic, John Florveus vs. Georgia, 1/14/2012

## OPPONENT - TEAM

**Scored 90 or more points at Memorial Gym** – 90 vs. LSU, 1/2/16 (LSU 90, Vanderbilt 85)  
**Scored 100 or more points** – 106 at Kentucky 3/5/2003 (L, 44-106)  
**Scored 110 or more points** – 120 vs. Kentucky 2/7/1996 (L, 81-120)  
**Scored 120 or more points** – 120 vs. Kentucky 2/7/1996 (L, 81-120)  
**Scored 130 or more points** – Never  
**Scored Less than 50 points** – 41 vs. Austin Peay, 11/13/15 (W, 80-41)  
**Scored Less than 40 points** – 31 at Mississippi State, 2/23/2013 (W, 72-31)  
**Shot 50% or Better** - .509 vs. Bucknell, 11/21/2016 (L, 75-72)  
**Shot 60% or Better** - .612 at Florida (UF 82, VU 68), 2/21/2009  
**Shot 60% or Better from 3PT** - .667 (4-6), at Kentucky, 1/20/15 (L, 65-57)  
**Shot less than 30% FG**– .290 (18-62), at Auburn, 2/13/2016 (W, 86-57)  
**Shot less than 15% from 3PT**– .111 (2-18), vs. W. Michigan, 12/30/15 (W, 86-61)  
**Held Opponent Without a 3-Pointer** – vs. Nebraska, 11/18/10 (W, 59-49)  
**Shot 90% or Better from Free Throw Line** –91.3, at Georgia (23-25), 1/27/2015  
**Shot less than 50% from Free Throw Line** – .467, vs. Minnesota, 12/3/2016 (L, 52-56)  
**Attempted 30 FT** –36 vs. Butler, 11/24/2016  
**Attempted 40 FT** – 42 at Mississippi State, 2/12/2007  
**Attempted 45 or More FT** – 49 at South Carolina, 1/28/2009  
**Attempted five or less FT** – 1 vs. Miami (OH), 1/2/2012  
**Made 20 FT** – 25, vs. Butler, 11/24/2016  
**Made 30 FT** – 32, at South Carolina, 1/28/2009  
**Made 0 FT** – Georgia, 1/14/2009  
**Made 12 3PT** – 13, vs. Marquette, 11/11/2016  
**Made 15 3PT** – 15, vs. Florida, 1/25/2009  
**Attempted 30 or more 3PT** – 41 vs. Belmont, 11/15/16  
**Had 20 Turnovers** – 20 vs. MTSU, 12/21/2012



**DJERY BAPTISTE**

**12**

R-Freshman, Center  
6'10" 240 lbs.  
Gonaives, Haiti  
Prestonwood Christian HS

**SEASON HIGHS**

**Points:** 8, vs. Belmont (11/15/16)  
**FG Made:** 3, vs. Belmont (11/15/16)  
**FG Atts:** 5, 2x, last vs. Bucknell (11/21/16)  
**3FG Made:**  
**3FG Atts:**  
**FT Made:** 3, vs. Norfolk St. (11/18/16)  
**FT Atts:** 6, vs. Norfolk St. (11/18/16)  
**Rebounds:** 7, vs. Norfolk St. (11/18/16)  
**Assists:**  
**Turnovers:** 2, 3x, last vs. Butler (11/24/16)  
**Blocks:** 3, vs. Norfolk St. (11/18/16)  
**Steals:** 1, 2x, last vs. Norfolk St. (11/18/16)  
**Minutes:** 18, vs. Norfolk St. (11/18/16)

**CAREER HIGHS**

**Points:** 8, vs. Belmont (11/15/16)  
**FG Made:** 3, vs. Belmont (11/15/16)  
**FG Atts:** 5, 2x, last vs. Bucknell (11/21/16)  
**3FG Made:**  
**3FG Atts:**  
**FT Made:** 3, vs. Norfolk St. (11/18/16)  
**FT Atts:** 6, vs. Norfolk St. (11/18/16)  
**Rebounds:** 7, vs. Norfolk St. (11/18/16)  
**Assists:**  
**Turnovers:** 2, 3x, last vs. Butler (11/24/16)  
**Blocks:** 3, vs. Norfolk St. (11/18/16)  
**Steals:** 1, 2x, last vs. Norfolk St. (11/18/16)  
**Minutes:** 18, vs. Norfolk St. (11/18/16)

**MISCELLANEOUS**

**BAPTISTE NOTEBOOK**

- ✦ Made first career-start vs. Butler.
- ✦ Tallied career-high eight points and three rebounds vs. Belmont; had 7 points and 7 rebounds vs. Norfolk St.
- ✦ Redshirted the 2015-16 season.
- ✦ Signed with the Commodores in November of 2014...Chose the Commodores over UConn, SMU, Oregon, and USC, and was ranked the eighth-best player in the state of Texas according to ESPN.
- ✦ Originally from Haiti, Baptiste is one of the most physically impressive prospects in the 2015 class. He speaks four languages and hopes to one day be a diplomat in his native country.
- ✦ Attended the Prestonwood Christian Academy in Plano, Texas, where he averaged 10 points, 10 rebounds, three blocks, two assists, and one steal in his senior season...Helped lead his Lion teams to four consecutive state championships...Named his team's Defensive Player of the Year in his senior season.
- ✦ Djery Jean Baptiste...November 12, 1995...Son of Hebert Jean Baptiste and Wislonde Destin...Plans to major in Public Policy and Linguistics...Recipient of the Myer Family Men's Basketball Scholarship...Advice to youngsters: "Seek God."

**BAPTISTE GAME-BY-GAME (FRESHMAN)**

Opponent	M	FG-A	3P-A	FT-A	Reb	PF	A	T	B	S	PTS
N11 Marquette	9	0-1	0-0	1-2	1	4	0	0	1	1	1
N15 Belmont	11	3-5	0-0	2-2	3	4	0	2	0	0	8
N18 Norfolk State	18	2-4	0-0	3-6	7	3	0	2	3	1	7
N21 Bucknell	13	1-5	0-0	0-0	5	1	0	0	1	0	2
N24 Butler*	17	1-3	0-0	0-0	2	3	0	2	0	0	2
N25 Santa Clara	10	2-2	0-0	0-0	0	3	0	0	0	0	4
N29 Tennessee State	11	2-2	0-0	0-0	3	2	0	1	1	0	4
D3 Minnesota	8	1-1	0-0	0-0	2	1	0	0	0	0	2

Baptiste's Overall Statistics at Vanderbilt

Year	GP	GS	Min	Avg	FG	FGA	Pct	3FG	3FGA	Pct	FT	FTA	Pct	Off	Def	Tot	Avg	PF	FO	Ast	TO	Blk	Stl	Pts	Avg
2016-17	8	1	97	12.1	12	23	.522	0	0	.000	6	10	.600	9	14	23	2.9	21	0	0	7	6	2	30	3.8
<b>TOTAL</b>	<b>8</b>	<b>1</b>	<b>97</b>	<b>12.1</b>	<b>12</b>	<b>23</b>	<b>.522</b>	<b>0</b>	<b>0</b>	<b>.000</b>	<b>6</b>	<b>10</b>	<b>.600</b>	<b>9</b>	<b>14</b>	<b>23</b>	<b>2.9</b>	<b>21</b>	<b>0</b>	<b>0</b>	<b>7</b>	<b>6</b>	<b>2</b>	<b>30</b>	<b>3.8</b>



**CLEVON BROWN**

**15**

Freshman, Forward  
6'8" 219 lbs.  
San Antonio, Texas  
Churchill HS

**SEASON HIGHS**

**Points:** 6, 2x, last vs. Butler (11/24/16)  
**FG Made:** 2, 3x, last vs. Butler (11/24/16)  
**FG Atts:** 4, 2x, last vs. Butler (11/24/16)  
**3FG Made:** 2, vs. Butler (11/24/16)  
**3FG Atts:** 3, vs. Norfolk St. (11/18/16)  
**FT Made:** 1, vs. Norfolk St. (11/18/16)  
**FT Atts:** 1, vs. Norfolk St. (11/18/16)  
**Rebounds:** 3, vs. Norfolk St. (11/18/16)  
**Assists:**  
**Turnovers:** 2, vs. Tennessee State (11/29/16)  
**Blocks:** 1, 3x, last vs. Norfolk St. (11/18/16)  
**Steals:**  
**Minutes:** 16, 2x, last vs. Butler (11/24/16)

**CAREER HIGHS**

**Points:** 6, 2x, last vs. Butler (11/24/16)  
**FG Made:** 2, 3x, last vs. Butler (11/24/16)  
**FG Atts:** 4, 2x, last vs. Butler (11/24/16)  
**3FG Made:** 2, vs. Butler (11/24/16)  
**3FG Atts:** 3, vs. Norfolk St. (11/18/16)  
**FT Made:** 1, vs. Norfolk St. (11/18/16)  
**FT Atts:** 1, vs. Norfolk St. (11/18/16)  
**Rebounds:** 3, vs. Norfolk St. (11/18/16)  
**Assists:**  
**Turnovers:** 2, vs. Tennessee State (11/29/16)  
**Blocks:** 1, 3x, last vs. Norfolk St. (11/18/16)  
**Steals:**  
**Minutes:** 16, 2x, last vs. Butler (11/24/16)

**MISCELLANEOUS**

**BROWN NOTEBOOK**

- ✪ Tied career high with six points vs. Butler; made career-high two threes.
- ✪ Signed with the Commodores in November of 2015.
- ✪ Made career debut vs. Marquette, scored five points against Golden Eagles; scored career-high six points vs. Norfolk State.
- ✪ Was ranked as the 9th-best player in the state of Texas by Texas Hoops, and the 126th-ranked player nationally by Rivals.com.
- ✪ As a junior, he averaged 16.8 points, 9.4 rebounds, and 3.2 blocks per game and was named to the District 26-6A first team, while also claiming all-tournament honors at the Northside ISD and Georgetown tournaments.
- ✪ Ranked as the 26th-ranked power forward in the country by Scout.com, he also received offers from Texas, Illinois, Notre Dame, and Auburn.

**BROWN GAME-BY-GAME (FRESHMAN)**

Opponent	M	FG-A	3P-A	FT-A	Reb	PF	A	T	B	S	PTS
N11 Marquette	13	2-2	1-1	0-0	2	1	0	1	1	0	5
N15 Belmont	5	0-0	0-0	0-0	0	1	0	0	1	0	0
N18 Norfolk State	16	2-4	1-3	1-1	3	1	0	0	1	0	6
N21 Bucknell	2	0-0	0-0	0-0	1	0	0	1	0	0	0
N24 Butler	16	2-4	2-2	0-0	4	2	0	1	0	0	6
N25 Santa Clara	8	0-3	0-2	0-0	3	0	0	0	0	0	0
N29 Tennessee State	10	0-3	0-2	0-0	2	1	0	2	0	0	0
D3 Minnesota	3	0-1	0-1	0-0	0	3	0	0	0	0	0

Brown's Overall Statistics at Vanderbilt

Year	GP	GS	Min	Avg	FG	FGA	Pct	3FG	3FGA	Pct	FT	FTA	Pct	Off	Def	Tot	Avg	PF	FO	Ast	TO	Blk	Stl	Pts	Avg
2016-17	8	0	73	9.1	6	17	.353	4	11	.364	1	1	1.000	6	9	15	1.9	9	0	0	5	3	0	17	2.1
<b>TOTAL</b>	<b>8</b>	<b>0</b>	<b>73</b>	<b>9.1</b>	<b>6</b>	<b>17</b>	<b>.353</b>	<b>4</b>	<b>11</b>	<b>.364</b>	<b>1</b>	<b>1</b>	<b>1.000</b>	<b>6</b>	<b>9</b>	<b>15</b>	<b>1.9</b>	<b>9</b>	<b>0</b>	<b>0</b>	<b>5</b>	<b>3</b>	<b>0</b>	<b>17</b>	<b>2.1</b>





**NOLAN CRESSLER**

**24**

RS Senior, Guard  
6'4" 210 lbs.  
Pittsburgh, Pa.  
Cornell/Plum HS

**SEASON HIGHS**

- Points:** 8, 2x, last vs. Butler (11/24/16)
- FG Made:** 4, vs. Bucknell (11/21/16)
- FG Atts:** 8, vs. Marquette (11/11/16)
- 3FG Made:** 1, 4x, vs. Tennessee State (11/29/16)
- 3FG Atts:** 3, vs. Norfolk St. (11/18/16)
- FT Made:** 4, vs. Minnesota (12/3/16)
- FT Atts:** 5, vs. Minnesota (12/3/16)
- Rebounds:** 9, vs. Marquette (11/11/16)
- Assists:** 3, vs. Belmont (11/15/16)
- Turnovers:** 3, vs. Belmont (11/15/16)
- Blocks:**
- Steals:** 2, vs. Butler (11/24/16)
- Minutes:** 28, vs. Belmont (11/15/16)

**CAREER HIGHS**

- Points:** 34, vs. Brown (2/22/14)
- FG Made:** 11, vs. Siena (11/22/13)
- FG Atts:** 22, vs. Penn (3/8/14)
- 3FG Made:** 6, vs. Brown (2/22/14)
- 3FG Atts:** 13, at W. Michigan (11/29/13)
- FT Made:** 10, 2x, last vs. Brown (2/22/14)
- FT Atts:** 14, vs. Brown (2/22/14)
- Rebounds:** 9, 3x, last vs. Marquette (11/11/16)
- Assists:** 4, 3x, last vs. Gardner-Webb (11/16/15)
- Turnovers:** 4, 4x, last vs. Princeton (3/7/14)
- Blocks:** 1, 5x, last vs. Wichita St. (3/15/16)
- Steals:** 3, at Binghamton (12/30/13)
- Minutes:** 37, 4x, last vs. Brown (2/22/14)

**MISCELLANEOUS**

	2016-17	Career
Double-Digit Pts.	-	41
20+ Points	-	11
5+ threes	-	5

**CRESSLER NOTEBOOK**

- ☛ Scored season-high eight points vs. Bucknell; also scored eight points vs. Butler.
- ☛ Tied career high with nine rebounds vs. Marquette.
- ☛ Posted six games in double figures in 2015-16. Scored season-high 14 points vs. Detroit on season-best six made field goals.
- ☛ Tied season high with 14 points at Ole Miss in only 13 minutes of action.
- ☛ Scored 11 points vs. Tennessee in only 12 minutes.
- ☛ Tallied 10 points vs. St. John's in Maui.
- ☛ 6'4 guard who transferred to Vanderbilt from Cornell in the summer of 2014.
- ☛ Averaged 16.8 points, 4.2 rebounds, and 1.6 assists in his sophomore season with the Big Red...Named an honorable-mention All-Ivy selection as a sophomore...Has two years of eligibility remaining after sitting out the 2014-15 season.
- ☛ Led the team in scoring with 16.8 points per game with the Big Red.
- ☛ Also averaged 4.2 rebounds, and 1.6 assists per contest.
- ☛ Scored a career-high 34 points against Brown...His 469 points ranked 14th in a single season at Cornell, while his 68 3-pointers sits 11th... He shot 41 percent from the floor and 36 percent from 3-point range while adding 4.2 rebounds and 1.6 assists per contest.
- ☛ Scored 27 points, including five 3-pointers, at 2013 MAC champion Western Michigan, and notched 25 points on 11-of-19 shooting vs. Siena, adding three rebounds and two assists.
- ☛ Opened the 2013-14 season with a bang, scoring a career-best 23 points in the season opener at Syracuse, including 20 in the first half.

**CRESSLER GAME-BY-GAME (SENIOR)**

Opponent	M	FG-A	3P-A	FT-A	Reb	PF	A	T	B	S	PTS
N11 Marquette*	19	3-8	1-1	0-0	9	1	1	3	0	0	7
N15 Belmont*	28	2-5	1-2	0-0	5	3	3	0	0	1	5
N18 Norfolk State*	15	1-5	1-3	0-0	3	2	1	0	0	0	3
N21 Bucknell*	22	4-7	0-2	0-0	1	1	1	1	0	0	8
N24 Butler	18	3-5	1-2	1-1	3	5	0	2	0	2	8
N25 Santa Clara	12	1-3	1-1	0-0	3	1	0	0	0	0	3
N29 Tennessee State	19	2-2	1-1	0-0	5	1	1	2	0	0	5
D3 Minnesota	18	1-3	0-0	4-5	4	2	0	0	0	1	6

**Cressler's Overall Statistics**

Year	GP	GS	Min	Avg	FG	FGA	Pct	3FG	3FGA	Pct	FT	FTA	Pct	Off	Def	Tot	Avg	PF	FO	Ast	TO	Blk	Stl	Pts	Avg
2012-13*	31	12	717	23.1	99	232	.427	54	134	.403	36	47	.766	29	87	116	3.7	54	0	24	31	1	19	288	9.3
2013-14*	28	28	912	32.6	169	411	.411	68	187	.364	63	81	.778	20	98	118	4.2	78	3	45	59	2	14	469	16.8
2015-16	30	2	370	12.3	57	125	.456	17	62	.274	12	23	.522	10	55	65	2.2	41	1	23	21	3	3	143	4.8
2016-17	8	4	151	18.9	17	38	.447	6	12	.500	5	6	.833	9	24	33	4.1	16	1	7	8	0	4	45	5.6
<b>TOTAL</b>	<b>97</b>	<b>46</b>	<b>2150</b>	<b>22.2</b>	<b>342</b>	<b>806</b>	<b>.424</b>	<b>145</b>	<b>395</b>	<b>.367</b>	<b>116</b>	<b>157</b>	<b>.739</b>	<b>68</b>	<b>264</b>	<b>332</b>	<b>3.4</b>	<b>189</b>	<b>5</b>	<b>99</b>	<b>119</b>	<b>6</b>	<b>40</b>	<b>945</b>	<b>9.7</b>

\* Statistics from prior team/school

**Cressler's SEC Statistics at Vanderbilt**

Year	GP	GS	Min	Avg	FG	FGA	Pct	3FG	3FGA	Pct	FT	FTA	Pct	Off	Def	Tot	Avg	PF	FO	Ast	TO	Blk	Stl	Pts	Avg
2015-16	15	0	144	9.6	24	55	.436	5	23	.217	9	17	.529	5	25	30	2.0	18	1	8	8	1	3	62	4.1
<b>TOTAL</b>	<b>15</b>	<b>0</b>	<b>144</b>	<b>9.6</b>	<b>24</b>	<b>55</b>	<b>.436</b>	<b>5</b>	<b>23</b>	<b>.217</b>	<b>9</b>	<b>17</b>	<b>.529</b>	<b>5</b>	<b>25</b>	<b>30</b>	<b>2.0</b>	<b>18</b>	<b>1</b>	<b>8</b>	<b>8</b>	<b>1</b>	<b>3</b>	<b>62</b>	<b>4.1</b>



**MATTHEW FISHER-DAVIS**

**5**

Junior, Guard  
6'5" 185 lbs.  
Charlotte, N.C.  
Butler HS

**SEASON HIGHS**

**Points:** 23, vs. Bucknell (11/21/16)  
**FG Made:** 7, vs. Bucknell (11/21/16)  
**FG Atts:** 12, 2x, last vs. Bucknell (11/21/16)  
**3FG Made:** 4, 2x, last vs. Bucknell (11/21/16)  
**3FG Atts:** 9, vs. Norfolk St. (11/18/16)  
**FT Made:** 8, vs. Tennessee State (11/29/16)  
**FT Atts:** 11, vs. Tennessee State (11/29/16)  
**Rebounds:** 5, vs. Tennessee State (11/29/16)  
**Assists:** 4, vs. Minnesota (12/3/16)  
**Turnovers:** 2, 5x, vs. Minnesota (12/3/16)  
**Blocks:** 1, vs. Norfolk St. (11/18/16)  
**Steals:** 2, vs. Tennessee State (11/29/16)  
**Minutes:** 36, vs. Bucknell (11/21/16)

**CAREER HIGHS**

**Points:** 23, vs. Bucknell (11/21/16)  
**FG Made:** 7, 3x, last vs. Bucknell (11/21/16)  
**FG Atts:** 13, 2x, last at Texas (1/30/16)  
**3FG Made:** 6, 3x, last at Miss. St. (2/16/16)  
**3FG Atts:** 11, 3x, last at Tennessee (1/20/16)  
**FT Made:** 8, vs. Tennessee State (11/29/16)  
**FT Atts:** 11, vs. Tennessee State (11/29/16)  
**Rebounds:** 11, vs. Wofford (12/19/15)  
**Assists:** 7, vs. Dayton (12/9/15)  
**Turnovers:** 5, at Stanford (3/24/15)  
**Blocks:** 4, vs. S. Dakota St. (3/20/15)  
**Steals:** 3, vs. Gardner-Webb (11/16/15)  
**Minutes:** 41, at Arkansas (1/5/16)

**MISCELLANEOUS**

	2016-17	Career
Double-Digit Pts.	6	34
3+ Threes	4	33
Double-Double	-	1

**FISHER-DAVIS NOTEBOOK**

- ⊕ Leads the team in scoring with 14.4 points per game, tied for fourth in the SEC in 3FG Made (2.5), seventh in 3FG% (.426), and 10th in free throw percentage (.844).
- ⊕ Tallied 22 points in win over Tennessee State - made a career high in FT's (8) and FTA's (11).
- ⊕ Has made three or more threes in four games this season and 33 times in his career.
- ⊕ Tallied career-high 23 points vs. Bucknell.
- ⊕ Started 28 games and played in 32 contests in 2015-16. Scored in double figures in 17 games in 2015-16. Made three or more threes in 17 games.
- ⊕ Tallied a career-high 20 points on three different occasions - at Arkansas, at Mississippi State, and at home against Kentucky.
- ⊕ Tied a career-best with six made threes at Tennessee. He also added eight rebounds and a career-high four assists in 18-point effort.
- ⊕ Finished the season first in the SEC in three-point field goal percentage at 44.6%.
- ⊕ Had first double-double of his career with 10 points and career-high rebounds vs. Wofford.
- ⊕ Finished 2014-15 as the SEC's freshman leader in three-pointers made (2.1, 6th in conference) and was second in three-point percentage in all games (.401). In league games only, Fisher-Davis was fifth in threes made (2.2) and fourth in three-point percentage (.402).
- ⊕ Scored a career-high 18 points at Stanford in NIT Quarterfinals on a career-high six made threes.
- ⊕ Had three made threes against Purdue and W. Carolina.
- ⊕ Scored 11 points vs. Norfolk St.
- ⊕ 6'5 guard considered one of best shooters in 2014 class...Shot 67.5% from the floor, 49.1% from three, and 96% from the free throw line in his senior season at Butler HS.
- ⊕ Averaged 22 points, 13 rebounds, five assists, two steals and two blocks per game as a senior, and was named the SW4A Player of the Year and as a member of the Charlotte Observer's All-Observer team.
- ⊕ Chose Vanderbilt over Texas, Georgia, Baylor, Kansas State, Virginia, Oklahoma State, Arkansas, Alabama, and Wake Forest.

**FISHER-DAVIS GAME-BY-GAME (JUNIOR)**

Opponent	M	FG-A	3P-A	FT-A	Reb	PF	A	T	B	S	PTS
N11 Marquette*	22	4-10	2-5	2-2	0	0	1	4	0	0	12
N15 Belmont*	34	4-10	3-6	5-5	3	0	0	2	0	0	16
N18 Norfolk State*	27	5-12	4-9	4-4	3	3	2	0	1	1	18
N21 Bucknell*	36	7-12	4-7	5-7	2	2	0	2	0	1	23
N24 Butler*	11	1-3	0-2	0-0	3	0	0	0	0	1	2
N25 Santa Clara*	35	4-9	3-6	3-3	2	2	2	2	0	0	14
N29 Tennessee State*	29	6-10	2-5	8-11	5	2	1	2	0	2	22
D3 Minnesota*	35	3-11	2-7	0-0	3	1	4	2	0	1	8

Fisher-Davis' Overall Statistics at Vanderbilt

Year	GP	GS	Min	Avg	FG	FGA	Pct	3FG	3FGA	Pct	FT	FTA	Pct	Off	Def	Tot	Avg	PF	FO	Ast	TO	Blk	Stl	Pts	Avg
2014-15	34	11	777	22.9	80	228	.351	71	177	.401	15	21	.714	16	63	79	2.3	55	0	46	31	16	13	246	7.2
2015-16	32	28	877	27.4	102	236	.432	79	177	.446	27	36	.750	12	103	115	3.6	50	1	36	27	9	15	310	9.7
2016-17	8	8	229	28.6	34	77	.442	20	47	.426	27	32	.844	3	18	21	2.6	10	0	10	14	1	6	115	14.4
<b>TOTAL</b>	<b>74</b>	<b>47</b>	<b>1883</b>	<b>25.4</b>	<b>216</b>	<b>541</b>	<b>.399</b>	<b>170</b>	<b>401</b>	<b>.424</b>	<b>69</b>	<b>89</b>	<b>.775</b>	<b>31</b>	<b>184</b>	<b>215</b>	<b>2.9</b>	<b>115</b>	<b>1</b>	<b>92</b>	<b>72</b>	<b>26</b>	<b>34</b>	<b>671</b>	<b>9.1</b>

Fisher-Davis' SEC Statistics at Vanderbilt

Year	GP	GS	Min	Avg	FG	FGA	Pct	3FG	3FGA	Pct	FT	FTA	Pct	Off	Def	Tot	Avg	PF	FO	Ast	TO	Blk	Stl	Pts	Avg
2014-15	18	7	429	23.8	45	127	.354	39	97	.402	7	11	.636	9	36	45	2.5	27	0	26	17	7	7	136	7.6
2015-16	17	14	491	28.9	57	130	.438	44	101	.436	18	24	.750	5	48	53	3.1	26	1	21	15	4	7	176	10.4
<b>TOTAL</b>	<b>35</b>	<b>21</b>	<b>920</b>	<b>26.3</b>	<b>102</b>	<b>257</b>	<b>.397</b>	<b>83</b>	<b>198</b>	<b>.419</b>	<b>25</b>	<b>35</b>	<b>.714</b>	<b>14</b>	<b>84</b>	<b>98</b>	<b>2.8</b>	<b>53</b>	<b>1</b>	<b>47</b>	<b>32</b>	<b>11</b>	<b>14</b>	<b>312</b>	<b>8.9</b>



**CAMRON JUSTICE**

**O**

Sophomore, Guard  
6'3" 180 lbs.  
Hindman, Ky.  
Knott County Central HS

**SEASON HIGHS**

**Points:** 3, vs. Belmont (11/15/16)  
**FG Made:** 1, 3x, last vs. Norfolk St. (11/18/16)  
**FG Atts:** 5, vs. Marquette (11/11/16)  
**3FG Made:** 1, vs. Belmont (11/15/16)  
**3FG Atts:** 3, vs. Marquette (11/11/16)  
**FT Made:** 1, 2x, vs. Tennessee State (11/29/16)  
**FT Atts:** 3, vs. Tennessee State (11/29/16)  
**Rebounds:** 2, vs. Marquette (11/11/16)  
**Assists:** 3, vs. Marquette (11/11/16)  
**Turnovers:** 1, 3x, vs. Bucknell (11/21/16)  
**Blocks:**  
**Steals:** 1, 2x vs. Tennessee State (11/29/16)  
**Minutes:** 19, vs. Marquette (11/11/16)

**CAREER HIGHS**

**Points:** 12, at Tennessee (1/20/16)  
**FG Made:** 4, 2x, last at Tennessee (1/20/16)  
**FG Atts:** 7, 3x, last at Auburn (2/13/16)  
**3FG Made:** 4, at Tennessee (1/20/16)  
**3FG Atts:** 7, at Tennessee (1/20/16)  
**FT Made:** 2, 2x, last vs. Kansas (11/25/15)  
**FT Atts:** 3, vs. Tennessee State (11/29/16)  
**Rebounds:** 4, vs. LSU (1/2/16)  
**Assists:** 3, vs. Marquette (11/11/16)  
**Turnovers:** 2, vs. St. Johns (11/23/15)  
**Blocks:**  
**Steals:** 2, 2x, last vs. Kansas (11/25/15)  
**Minutes:** 23, vs. Wake Forest (11/24/15)

**MISCELLANEOUS**

**JUSTICE NOTEBOOK**

- ✪ Dished out a career-high three assists vs. Marquette.
- ✪ Played in 27 games in 2015-16 as a freshman. Averaged 3.3 points per game.
- ✪ Injured groin after trip to Maui - was very limited after game vs. Kansas. Had surgery after season.
- ✪ Scored a career-high 12 points on a career-best four made threes at Tennessee.
- ✪ Returned to action against Western Michigan after being sidelined with a groin injury for five games.
- ✪ Scored career-high 11 points vs. St. Johns in first game of Maui Jim Maui Invitational.
- ✪ Helped lead his Knott County Central team to its third consecutive Sweet 16 appearance in the spring of 2014.
- ✪ As a senior in 2015, he was named the Gatorade Player of the Year and Mr. Basketball for the state of Kentucky after averaging 28.5 points, 6.2 assists, 5.2 rebounds, and 2.4 steals per game.
- ✪ A two-time First Team All-State selection by The Louisville Courier-Journal and Lexington Herald-Leader, he shot 53.9 percent from the field, 42.3 percent from 3-point range and 84.7 percent from the free-throw line as a senior.
- ✪ Justice was the third-leading scorer (3,588 points) in Kentucky history and ranked third in three-pointers (393). Only Kelly Coleman of Wayland High School (1953-56, 4,337 points) and Charlie Osborne of Flat Gap High School (1953-57, 3,647 points) have scored more points.
- ✪ Named a McDonald's and Parade All-American.
- ✪ Plans to major in Economics...Has one brother, Caleb

**JUSTICE GAME-BY-GAME (SOPHOMORE)**

Opponent	M	FG-A	3P-A	FT-A	Reb	PF	A	T	B	S	PTS
N11 Marquette	19	1-5	0-3	0-0	2	0	3	1	0	1	2
N15 Belmont	6	1-2	1-1	0-0	1	0	0	1	0	0	3
N18 Norfolk State	15	1-4	0-2	0-0	1	0	2	0	0	0	2
N21 Bucknell	4	0-0	0-0	0-0	0	1	1	1	0	0	0
N24 Butler	10	0-2	0-1	1-2	1	2	1	0	0	0	1
N25 Santa Clara	DNP										
N29 Tennessee State	5	0-2	0-1	1-3	0	2	1	0	0	1	1
D3 Minnesota	DNP										

Justice's Overall Statistics at Vanderbilt

Year	GP	GS	Min	Avg	FG	FGA	Pct	3FG	3FGA	Pct	FT	FTA	Pct	Off	Def	Tot	Avg	PF	FO	Ast	TO	Blk	Stl	Pts	Avg
2015-16	27	0	258	9.6	31	75	.413	21	54	.389	5	6	.833	2	25	27	1.0	28	0	9	14	0	9	88	3.3
2016-17	6	0	59	9.8	3	15	.200	1	8	.125	2	5	.400	0	5	5	0.8	5	0	7	3	0	2	9	1.5
<b>TOTAL</b>	<b>33</b>	<b>0</b>	<b>317</b>	<b>9.6</b>	<b>34</b>	<b>90</b>	<b>.378</b>	<b>22</b>	<b>62</b>	<b>.355</b>	<b>7</b>	<b>11</b>	<b>.636</b>	<b>2</b>	<b>30</b>	<b>32</b>	<b>1.0</b>	<b>33</b>	<b>0</b>	<b>16</b>	<b>17</b>	<b>0</b>	<b>11</b>	<b>97</b>	<b>2.9</b>

Justice's SEC Statistics at Vanderbilt

Year	GP	GS	Min	Avg	FG	FGA	Pct	3FG	3FGA	Pct	FT	FTA	Pct	Off	Def	Tot	Avg	PF	FO	Ast	TO	Blk	Stl	Pts	Avg
2015-16	17	0	136	8.0	18	45	.400	13	33	.394	1	2	.500	1	15	16	0.9	17	0	4	9	0	3	50	2.9
<b>TOTAL</b>	<b>17</b>	<b>0</b>	<b>136</b>	<b>8.0</b>	<b>18</b>	<b>45</b>	<b>.400</b>	<b>13</b>	<b>33</b>	<b>.394</b>	<b>1</b>	<b>2</b>	<b>.500</b>	<b>1</b>	<b>15</b>	<b>16</b>	<b>0.9</b>	<b>17</b>	<b>0</b>	<b>4</b>	<b>9</b>	<b>0</b>	<b>3</b>	<b>50</b>	<b>2.9</b>



**LUKE KORNET**

**3**

Senior, Forward  
7'1" 250 lbs.  
Lantana, Texas  
Liberty Christian HS

**SEASON HIGHS**

- Points:** 20, vs. Belmont (11/15/16)
- FG Made:** 8, vs. Bucknell (11/21/16)
- FG Atts:** 18, vs. Minnesota (12/3/16)
- 3FG Made:** 1, 4x, last vs. Santa Clara (11/25/16)
- 3FG Atts:** 8, vs. Minnesota (12/3/16)
- FT Made:** 12, vs. Belmont (11/15/16)
- FT Atts:** 16, vs. Belmont (11/15/16)
- Rebounds:** 7, vs. Belmont (11/15/16)
- Assists:** 2, vs. Belmont (11/15/16)
- Turnovers:** 4, vs. Butler (11/24/16)
- Blocks:** 4, vs. Norfolk St. (11/18/16)
- Steals:** 1, vs. Tennessee State (11/29/16)
- Minutes:** 32, vs. Minnesota (12/3/16)

**CAREER HIGHS**

- Points:** 24, vs. Tennessee State (11/23/14)
- FG Made:** 10, vs. Tennessee State (11/23/14)
- FG Atts:** 18, vs. Minnesota (12/3/16)
- 3FG Made:** 5, at Tennessee (2/26/15)
- 3FG Atts:** 9, at S. Carolina (1/9/16)
- FT Made:** 12, vs. Belmont (11/15/16)
- FT Atts:** 16, vs. Belmont (11/15/16)
- Rebounds:** 14, at Tennessee (1/20/16)
- Assists:** 4, 2x, last vs. South Carolina (2/7/15)
- Turnovers:** 4, 3x, last vs. Butler (11/24/16)
- Blocks:** 10, vs. Auburn (1/12/16)
- Steals:** 3, vs. Miss. State (2/1/14)
- Minutes:** 37, 3x, last vs. Kentucky (2/27/16)

**MISCELLANEOUS**

	2016-17	Career
Double-Digit Pts.	6	38
3+ Threes	-	8
4+ Blocks	1	15

**KORNET NOTEBOOK**

- ✪ Scored in double figures in six of eight games this season.
- ✪ Led the team with 15 points in 2016-17 season opener vs. Marquette; scored 20 points vs. Belmont and set new career highs in FTs made and attempted; had season-high four blocks vs. Norfolk St.; scored 19 vs. Bucknell.
- ✪ Played in 28 games and made 25 starts in 2015-16. Averaged 8.9 points and 7.3 rebounds per game. Named to All-SEC Defensive Team.
- ✪ Scored in double figures in 11 games and had four or more blocks in 12 contests. Scored a season-high 20 points at Ole Miss. Made season-high four threes in win over Texas A&M in Nashville.
- ✪ 3rd in the nation in blocked shots, averaging 3.0 blocks per game. He is fifth in the program's history in career blocks per game (1.49) and is fourth in total blocks (139).
- ✪ In a single season, Kornet's 84 blocks ranked second in program history, and his 3.0 average was the best in a single season.
- ✪ Notched the program's second triple double with 11 points, 11 rebounds, and 10 blocks vs. Auburn. It was the program's first triple-double with blocks. Brad Tinsley had the other triple double when he registered 11 points, 10 rebounds, and 10 assists in a win over Presbyterian on November 12, 2010.
- ✪ The 10 blocks set a new Vanderbilt program single-game record - the previous best was seven by Will Perdue (vs. East Carolina, 12/28/87), Festus Ezeli (at Georgia, 2/16/11) and Damian Jones (at South Carolina, 2/13/14).
- ✪ Scored in double figures in 18 games as a sophomore and made three or more threes in six games.
- ✪ Scored 22 points vs. LSU off of the bench, a career-high in SEC games. He was 9-13 from the floor.
- ✪ Scored career-high 24 points on 10-11 shooting vs. Tenn. State... He tied the Memorial Gym record for FG% held by Jeffery Taylor, who was also 10-11 from the floor vs. Tennessee State on December 19, 2009.
- ✪ Played in 30 games and started two as a true freshman; averaged 4.0 points, 2.3 rebounds, and 0.8 assists per game in 2013-14; Scored in double-figures in three games.
- ✪ Grew seven inches in his senior season in high school and then two more when he arrived on campus.
- ✪ Son of Frank Kornet, a former Vanderbilt basketball standout of his own from 1986-89.
- ✪ Averaged 15.0 points, 8.0 rebounds, 3.0 blocks, and 3.0 steals at Liberty Christian School in Argyle, Texas.
- ✪ Team was a state finalist in 2013, and were District TAPPS 5A-1 Champions in 2013.
- ✪ Named to TAPPS 5A First Team All-State in 2012-13, and was an honorable all-state selection in 2011-12.
- ✪ Advice to youngsters: "Your life is a gift from God, so do everything possible to give back to Him."

**KORNET GAME-BY-GAME (JUNIOR)**

Opponent	M	FG-A	3P-A	FT-A	Reb	PF	A	T	B	S	PTS
N11 Marquette*	23	4-9	1-4	6-6	5	3	1	3	2	0	15
N15 Belmont*	29	4-9	0-0	12-16	7	1	2	3	3	0	20
N18 Norfolk State*	22	2-5	0-0	5-6	5	1	0	1	4	0	9
N21 Bucknell*	24	8-14	1-1	2-2	6	4	1	1	0	0	19
N24 Butler*	28	2-11	1-5	0-0	5	3	1	4	2	0	5
N25 Santa Clara*	30	4-9	1-3	9-10	6	3	0	3	1	0	18
N29 Tennessee State*	28	2-4	0-1	8-8	6	2	1	3	2	1	12
D3 Minnesota*	32	4-18	2-8	2-4	6	3	1	1	2	0	12

**Kornet's Overall Statistics at Vanderbilt**

Year	GP	GS	Min	Avg	FG	FGA	Pct	3FG	3FGA	Pct	FT	FTA	Pct	Off	Def	Tot	Avg	PF	FO	Ast	TO	Blk	Stl	Pts	Avg
2013-14	30	2	460	15.3	45	131	.344	21	89	.236	8	15	.533	19	49	68	2.3	34	0	23	21	17	9	119	4.0
2014-15	35	14	756	21.6	106	214	.495	50	125	.400	42	55	.764	32	88	120	3.4	67	1	37	41	38	7	304	8.7
2015-16	28	25	767	27.4	87	216	.403	26	93	.280	49	71	.690	50	154	204	7.3	68	1	41	31	84	14	249	8.9
2016-17	8	8	216	27.0	30	79	.380	6	22	.273	44	52	.846	13	33	46	5.8	20	0	7	19	16	1	110	13.8
<b>TOTAL</b>	<b>101</b>	<b>49</b>	<b>2199</b>	<b>21.8</b>	<b>268</b>	<b>640</b>	<b>.419</b>	<b>103</b>	<b>329</b>	<b>.313</b>	<b>143</b>	<b>193</b>	<b>.741</b>	<b>114</b>	<b>324</b>	<b>438</b>	<b>4.3</b>	<b>189</b>	<b>2</b>	<b>108</b>	<b>112</b>	<b>155</b>	<b>31</b>	<b>782</b>	<b>7.7</b>

**Kornet's SEC Statistics at Vanderbilt**

Year	GP	GS	Min	Avg	FG	FGA	Pct	3FG	3FGA	Pct	FT	FTA	Pct	Off	Def	Tot	Avg	PF	FO	Ast	TO	Blk	Stl	Pts	Avg
2013-14	18	1	279	15.5	24	78	.308	12	57	.211	4	9	.444	10	29	39	2.2	16	0	13	13	10	7	64	3.6
2014-15	18	4	401	22.3	56	119	.471	28	72	.389	21	25	.840	14	44	58	3.2	32	1	22	19	15	5	161	8.9
2015-16	17	15	500	29.4	52	132	.394	19	59	.322	31	47	.660	29	103	132	7.8	47	1	26	26	54	9	154	9.1
<b>TOTAL</b>	<b>53</b>	<b>20</b>	<b>1180</b>	<b>22.3</b>	<b>132</b>	<b>329</b>	<b>.401</b>	<b>59</b>	<b>188</b>	<b>.314</b>	<b>56</b>	<b>81</b>	<b>.691</b>	<b>53</b>	<b>176</b>	<b>229</b>	<b>4.3</b>	<b>95</b>	<b>2</b>	<b>61</b>	<b>58</b>	<b>79</b>	<b>21</b>	<b>379</b>	<b>7.2</b>



**RILEY LACHANCE**

**13** Junior, Guard  
6'2" 192 lbs.  
Brookfield, Wis.  
Brookfield HS

**SEASON HIGHS**

- Points:** 17, vs. Santa Clara (11/25/16)
- FG Made:** 6, vs. Santa Clara (11/25/16)
- FG Atts:** 10, vs. Minnesota (12/3/16)
- 3FG Made:** 5, vs. Santa Clara (11/25/16)
- 3FG Atts:** 6, 2x, last vs. Tennessee State (11/29/16)
- FT Made:** 4, vs. Tennessee State (11/29/16)
- FT Atts:** 6, vs. Tennessee State (11/29/16)
- Rebounds:** 7, vs. Minnesota (12/3/16)
- Assists:** 6, 3x, last vs. Santa Clara (11/25/16)
- Turnovers:** 3, 2x, last vs. Minnesota (12/3/16)
- Blocks:** 1, vs. Marquette (11/11/16)
- Steals:** 2, vs. Norfolk St. (11/18/16)
- Minutes:** 38, vs. Minnesota (12/3/16)

**CAREER HIGHS**

- Points:** 26, 2x, last vs. W. Carolina (12/16/14)
- FG Made:** 9, vs. Purdue (12/13/14)
- FG Atts:** 18, at Florida (2/18/15)
- 3FG Made:** 5, 4x, last vs. Santa Clara (11/25/16)
- 3FG Atts:** 9, 2x, last at Ole Miss (3/7/15)
- FT Made:** 5, 2x, last vs. W. Carolina (12/16/14)
- FT Atts:** 5, 4x, last vs. Georgia (1/14/15)
- Rebounds:** 9, vs. Missouri (2/21/15)
- Assists:** 8, at Ole Miss (3/7/15)
- Turnovers:** 5, vs. Florida (2/3/15)
- Blocks:** 1, 2x, last vs. Stony Brook (11/19/15)
- Steals:** 5, vs. Penn (12/22/14)
- Minutes:** 42, 2x, last vs. Tennessee (2/11/15)

**MISCELLANEOUS**

	2016-17	Career
Double-Digit Pts.	4	39
20+ Point games	-	3

**LACHANCE NOTEBOOK**

- ✪ Is 10 of last 14 from three in last three games and leads SEC in 3-point FG% at 67.9%.
- ✪ Tallied 17 points - was 6-7 from the floor and 5-6 from three vs. Santa Clara. Also added four rebounds and six assists, and had zero turnovers; named to Continental Tire Las Vegas Invitational All-Tournament team.
- ✪ Has posted 28 assists against only five turnovers in last five games. Tied for second in SEC in assist to turnover ratio (3.5), tied for seventh in assists (4.4), and seventh in 3FG made (2.4).
- ✪ Played in 33 games and started 19 in 2015-16. Averaged 6.9 points and 2.4 rebounds per game.
- ✪ Scored double figures in 11 games in 2015-16, including a season-high 18 points vs. Alabama while tying a career-best with five threes.
- ✪ Scored 13 points, had six assists, and four assists vs. Gardner-Webb; also scored 13 points vs. Stony Brook.
- ✪ Named to preseason All-SEC 2nd Team by league coaches in 2015.
- ✪ Named to the SEC All-Freshman team in 2015; SEC freshman leader in points scored in all games and second in threes made.
- ✪ Third on Vanderbilt's single-season freshman scoring list with 429 points - one of only four Vanderbilt freshman to ever eclipse 400-point barrier.
- ✪ Seventh in threes made (2.1) and eighth in minutes (33.3) last season. Second amongst freshmen in SEC in threes made behind teammate Matthew Fisher-Davis.
- ✪ Captured four SEC Freshmen of the Week honors in 2014-15, which set a program record.
- ✪ Scored in double figures in 24 games in 2014-15, scored 20 or more points in four contests.
- ✪ Ended freshman season with 102 assists, third on the freshman single-season list.
- ✪ Scored 19 points and dished out career-best eight assists in win at Ole Miss.
- ✪ Had a career-high nine rebounds vs. Missouri.
- ✪ Scored a career-high 26 points in win over Purdue and 26 vs. Western Carolina.
- ✪ 6'2 guard who lead his Brookfield Central High School team in Wisconsin to a 24-1 record as a senior when he averaged 23.0 points and 2.6 assists per game...Left Brookfield as the school's all-time leading scorer (1,643 points). Also Brookfield's single-season scoring leader with 543 points, and the all-time leader in steals with 188.
- ✪ Was voted the top point guard in the state of Wisconsin by Wisconsin Hoops, and was the Player of the Year for Waukesha County.
- ✪ Major is Human and Organizational Development.

**LACHANCE GAME-BY-GAME (JUNIOR)**

Opponent	M	FG-A	3P-A	FT-A	Reb	PF	A	T	B	S	PTS
N11 Marquette*	33	3-5	2-3	1-2	2	0	2	1	1	0	9
N15 Belmont*	24	1-3	1-1	2-2	3	0	4	1	0	0	5
N18 Norfolk State*	22	4-7	3-5	1-1	4	3	1	3	0	2	12
N21 Bucknell*	32	4-7	2-3	0-0	1	1	6	0	0	1	10
N24 Butler*	34	2-6	1-2	2-2	4	3	6	2	0	0	7
N25 Santa Clara*	32	6-7	5-6	0-0	4	4	6	0	0	1	17
N29 Tennessee State*	33	4-6	4-6	0-0	2	2	5	0	0	0	12
D3 Minnesota*	38	4-10	1-2	0-0	7	2	5	3	0	0	9

LaChance's Overall Statistics at Vanderbilt

Year	GP	GS	Min	Avg	FG	FGA	Pct	3FG	3FGA	Pct	FT	FTA	Pct	Off	Def	Tot	Avg	PF	FO	Ast	TO	Blk	Stl	Pts	Avg
2014-15	35	35	1166	33.3	147	337	.436	66	173	.382	69	79	.873	10	100	110	3.1	46	0	102	47	1	25	429	12.3
2015-16	33	19	820	24.8	80	226	.354	43	119	.361	26	34	.765	11	69	80	2.4	61	1	81	44	1	20	229	6.9
2016-17	8	8	248	31.0	28	51	.549	19	28	.679	6	7	.857	4	23	27	3.4	17	0	35	10	1	4	81	10.1
<b>TOTAL</b>	<b>76</b>	<b>62</b>	<b>2234</b>	<b>29.4</b>	<b>255</b>	<b>614</b>	<b>.415</b>	<b>128</b>	<b>320</b>	<b>.400</b>	<b>101</b>	<b>120</b>	<b>.842</b>	<b>25</b>	<b>192</b>	<b>217</b>	<b>2.9</b>	<b>124</b>	<b>1</b>	<b>218</b>	<b>101</b>	<b>3</b>	<b>49</b>	<b>739</b>	<b>9.7</b>

LaChance's SEC Statistics at Vanderbilt

Year	GP	GS	Min	Avg	FG	FGA	Pct	3FG	3FGA	Pct	FT	FTA	Pct	Off	Def	Tot	Avg	PF	FO	Ast	TO	Blk	Stl	Pts	Avg
2014-15	18	18	622	34.6	73	177	.412	35	91	.385	38	45	.844	6	56	62	3.4	27	0	54	29	0	10	219	12.2
2015-16	18	7	417	23.2	35	115	.304	22	64	.344	16	23	.696	6	40	46	2.6	31	1	36	27	0	13	108	6.0
<b>TOTAL</b>	<b>36</b>	<b>25</b>	<b>1039</b>	<b>28.9</b>	<b>108</b>	<b>292</b>	<b>.370</b>	<b>57</b>	<b>155</b>	<b>.368</b>	<b>54</b>	<b>68</b>	<b>.794</b>	<b>12</b>	<b>96</b>	<b>108</b>	<b>3.0</b>	<b>58</b>	<b>1</b>	<b>90</b>	<b>56</b>	<b>0</b>	<b>23</b>	<b>327</b>	<b>9.1</b>



**PHILLIP MCGLOIN**

**20**

Junior, Guard  
6'1" 183 lbs.  
Washington, D.C.  
Mercersburg Academy

**SEASON HIGHS**

- Points:
- FG Made:
- FG Atts:
- 3FG Made:
- 3FG Atts:
- FT Made:
- FT Atts:
- Rebounds:
- Assists:
- Turnovers:
- Blocks:
- Steals:
- Minutes:

**CAREER HIGHS**

- Points: 3, 2x, last vs. Wofford (12/19/15)
- FG Made: 1, 3x, last vs. Wofford (12/19/15)
- FG Atts: 2, 2x, last vs. Wofford (12/19/15)
- 3FG Made: 1, 2x, last vs. Wofford (12/19/15)
- 3FG Atts: 1, 3x, last vs. Wofford (12/19/15)
- 3FG Atts: 1, 2x, last vs. Detroit (12/2/15)
- FT Made: 2, vs. St. John's (11/23/15)
- FT Atts: 2, 2x, last vs. St. John's (11/23/15)
- Rebounds: 2, 2x, last vs. Wake Forest (11/24/15)
- Assists: 1, vs. Missouri (2/21/15)
- Turnovers: 2, vs. Penn (12/22/14)
- Blocks:
- Steals:
- Minutes: 5, vs. Detroit (12/2/15)

**MISCELLANEOUS**

**MCGLOIN NOTEBOOK**

- ✪ Played first game in 2016-17 vs. Butler.
- ✪ Played in 11 games in 2015-16. Averaged 1.0 points and 0.4 rebounds per game.
- ✪ Scored first points of his career in win over Gardner-Webb; also scored three points vs. Wofford.
- ✪ Made first appearance of his career in 2014 in final seconds of win over Purdue.
- ✪ Made the team as a walk-on in October of 2014.
- ✪ Played at Sidwell Friends in Washington, D.C., where his team won two Mid-Atlantic Conference championships and he was named an All-MAC first-team selection in his senior season.
- ✪ Averaged 19.5 points, 6.0 assists, and 5.5 rebounds per game with the Quakers.
- ✪ Member of the School Senate at Sidwell Friends and also named a National Achievement Scholar.
- ✪ Plans to major in Environmental Engineering.

**MCGLOIN'S GAME-BY-GAME (JUNIOR)**

Opponent	M	FG-A	3P-A	FT-A	Reb	PF	A	T	B	S	PTS
N11 Marquette	DNP										
N15 Belmont	DNP										
N18 Norfolk State	DNP										
N21 Bucknell	DNP										
N24 Butler	0+	0-0	0-0	0-0	0	1	0	0	0	0	0
N25 Santa Clara	DNP										
N29 Tennessee State	DNP										
D3 Minnesota	DNP										

McGloin's Overall Statistics at Vanderbilt

Year	GP	GS	Min	Avg	FG	FGA	Pct	3FG	3FGA	Pct	FT	FTA	Pct	Off	Def	Tot	Avg	PF	FO	Ast	TO	Blk	Stl	Pts	Avg
2014-15	5	0	5	1.0	0	1	.000	0	1	.000	0	0	.000	0	3	3	0.6	0	0	1	3	0	0	0	0.0
2016-17	1	0	0	0.0	0	0	.000	0	0	.000	0	0	.000	0	0	0	0.0	1	0	0	0	0	0	0	0.0
<b>TOTAL</b>	<b>17</b>	<b>0</b>	<b>23</b>	<b>1.4</b>	<b>3</b>	<b>10</b>	<b>.300</b>	<b>2</b>	<b>7</b>	<b>.286</b>	<b>3</b>	<b>4</b>	<b>.750</b>	<b>0</b>	<b>7</b>	<b>7</b>	<b>0.4</b>	<b>3</b>	<b>0</b>	<b>1</b>	<b>3</b>	<b>0</b>	<b>0</b>	<b>11</b>	<b>0.6</b>

McGloin's SEC Statistics at Vanderbilt

Year	GP	GS	Min	Avg	FG	FGA	Pct	3FG	3FGA	Pct	FT	FTA	Pct	Off	Def	Tot	Avg	PF	FO	Ast	TO	Blk	Stl	Pts	Avg
2014-15	2	0	2	1.0	0	0	.000	0	0	.000	0	0	.000	0	1	1	0.5	0	0	1	1	0	0	0	0.0
2015-16	4	0	4	1.0	0	1	.000	0	1	.000	0	0	.000	0	1	1	0.3	0	0	0	0	0	0	0	0.0
<b>TOTAL</b>	<b>6</b>	<b>0</b>	<b>6</b>	<b>1.0</b>	<b>0</b>	<b>1</b>	<b>.000</b>	<b>0</b>	<b>1</b>	<b>.000</b>	<b>0</b>	<b>0</b>	<b>.000</b>	<b>0</b>	<b>2</b>	<b>2</b>	<b>0.3</b>	<b>0</b>	<b>0</b>	<b>1</b>	<b>1</b>	<b>0</b>	<b>0</b>	<b>0</b>	<b>0.0</b>





**JEFF ROBERSON**

**11** Junior, Forward  
6'6" 224 lbs.  
Houston, Texas  
The Kinkaid School

**SEASON HIGHS**

**Points:** 13, vs. Tennessee State (11/29/16)  
**FG Made:** 5, 2x, last vs. Minnesota (12/3/16)  
**FG Atts:** 14, vs. Minnesota (12/3/16)  
**3FG Made:** 3, vs. Santa Clara (11/25/16)  
**3FG Atts:** 6, vs. Minnesota (12/3/16)  
**FT Made:** 6, vs. Norfolk St. (11/18/16)  
**FT Atts:** 6, 2x, last vs. Butler (11/24/16)  
**Rebounds:** 16, vs. Minnesota (12/3/16)  
**Assists:** 5, vs. Bucknell (11/21/16)  
**Turnovers:** 5, vs. Marquette (11/11/16)  
**Blocks:** 2, vs. Minnesota (12/3/16)  
**Steals:** 2, vs. Tennessee State (11/29/16)  
**Minutes:** 36, 2x, last vs. Minnesota (12/3/16)

**CAREER HIGHS**

**Points:** 20, vs. Texas A&M (2/4/16)  
**FG Made:** 8, vs. Texas A&M (2/4/16)  
**FG Atts:** 14, vs. Minnesota (12/3/16)  
**3FG Made:** 3, 3x, last vs. Santa Clara (11/25/16)  
**3FG Atts:** 6, vs. Minnesota (12/3/16)  
**FT Made:** 8, vs. Georgia (2/20/16)  
**FT Atts:** 9, vs. Georgia (2/20/16)  
**Rebounds:** 16, vs. Minnesota (12/3/16)  
**Assists:** 5, 2x, last vs. Bucknell (11/21/16)  
**Turnovers:** 5, vs. Marquette (11/11/16)  
**Blocks:** 2, 4x, last vs. Minnesota (12/3/16)  
**Steals:** 2, 6x, last vs. Tennessee State (11/29/16)  
**Minutes:** 39, at Miss. State (2/16/16)

**MISCELLANEOUS**

	2016-17	Career
Double-Digit Pts.	5	26
10+ Rebounds	3	8
Double-Doubles	2	7

**ROBERSON NOTEBOOK**

- ✪ Scored in double figures in six games this season, including season-high 13 points vs. Tenn. State.; scored in double figures in four straight games.
- ✪ Had 2nd double-double of season and 7th of career vs. Minnesota with 12 points and a career-high 16 rebounds. Previous career-best in rebounds was 13 against St. John's in Maui on November 23, 2015.
- ✪ Fourth in the SEC in rebounding (8.0) and second in defensive rebounding (5.9). His rebounding average is the most by a Commodore since Will Perdue averaged 10.1 rebounds per game in 1987-88.
- ✪ Scored nine points and had 10 rebounds in season opener vs. Marquette; had 10 points and 8 rebs. vs. Belmont.
- ✪ Played in 32 games in 2015-16 and made 25 starts. Averaged 9.3 points and 5.6 rebounds per game and 11.0 points and 5.7 rebounds in conference play. Shot 43.5% from three for the season.
- ✪ Scored in double figures in 18 games in 2015-16, including a career-high 20-point effort against Texas A&M in Nashville (2/4), when he was 8-10 from the floor and 3-4 from three.
- ✪ Tallied five double-doubles, including an 18-point, 10-rebound effort in win at Florida.
- ✪ Grabbed career-high 13 rebounds in win over St. John's in Maui.
- ✪ Finished fifth in the SEC in all games in free throw percentage (.833); second in league games only (.877).
- ✪ Started 24 games as a true freshman in 2014-15; averaged 4.7 ppg and shot 45.5% from three.
- ✪ Scored career-high 12 points vs. Tennessee at Memorial Gym.
- ✪ Scored eight points at Georgia Tech on 4-of-5 shooting; also scored eight points vs. Penn and 4-5 from floor.
- ✪ Tied a career high with eight rebounds against Baylor.
- ✪ Played career-high 35 minutes vs. LaSalle and scored seven points and grabbed seven rebounds.
- ✪ Left The Kinkaid School as the school's all-time leading scorer with 1,743 points.
- ✪ Averaged 20.1 points, 9.2 rebounds, 2.0 assists, and 1.5 steals per game in his senior season at the Kinkaid School in Houston.
- ✪ Named a finalist for the Guy V. Lewis Award, which is given to the top high school player in the city of Houston.
- ✪ As a senior, Roberson shot 66.8% from the floor, 48% from three-point range, and 78% from the free throw line.
- ✪ SEC Academic Honor Roll member in 2015.
- ✪ Chose Vanderbilt over Georgia Tech, Saint Louis, and Harvard.

**ROBERSON GAME-BY-GAME (JUNIOR)**

Opponent	M	FG-A	3P-A	FT-A	Reb	PF	A	T	B	S	PTS
N11 Marquette*	33	3-11	1-4	2-2	10	0	2	5	0	1	9
N15 Belmont*	33	4-8	2-4	0-0	8	5	4	1	0	0	10
N18 Norfolk State*	24	2-8	1-4	6-6	11	3	3	3	0	0	11
N21 Bucknell*	36	4-10	0-3	0-0	6	2	5	1	1	1	8
N24 Butler*	25	3-5	0-2	5-6	4	4	1	2	1	1	11
N25 Santa Clara*	32	4-8	3-5	1-4	4	2	1	4	0	0	12
N29 Tennessee State*	31	5-10	2-4	1-2	5	3	0	4	0	2	13
D3 Minnesota*	36	5-14	2-6	0-0	16	1	1	1	2	1	12

Roberson's Overall Statistics at Vanderbilt

Year	GP	GS	Min	Avg	FG	FGA	Pct	3FG	3FGA	Pct	FT	FTA	Pct	Off	Def	Tot	Avg	PF	FO	Ast	TO	Blk	Stl	Pts	Avg
2014-15	33	24	637	19.3	50	103	.485	15	33	.455	40	64	.625	32	70	102	3.1	86	2	37	48	10	13	155	4.7
2015-16	32	25	858	26.8	91	186	.489	30	69	.435	85	102	.833	58	121	179	5.6	101	5	38	34	6	15	297	9.3
2016-17	8	8	250	31.3	30	74	.405	11	32	.344	15	20	.750	17	47	64	8.0	20	1	17	21	4	6	86	10.8
<b>TOTAL</b>	<b>73</b>	<b>57</b>	<b>1745</b>	<b>23.9</b>	<b>171</b>	<b>363</b>	<b>.471</b>	<b>56</b>	<b>134</b>	<b>.418</b>	<b>140</b>	<b>186</b>	<b>.753</b>	<b>107</b>	<b>238</b>	<b>345</b>	<b>4.7</b>	<b>207</b>	<b>8</b>	<b>92</b>	<b>103</b>	<b>20</b>	<b>34</b>	<b>538</b>	<b>7.4</b>

Roberson's SEC Statistics at Vanderbilt

Year	GP	GS	Min	Avg	FG	FGA	Pct	3FG	3FGA	Pct	FT	FTA	Pct	Off	Def	Tot	Avg	PF	FO	Ast	TO	Blk	Stl	Pts	Avg
2014-15	16	11	313	19.6	22	49	.449	7	13	.538	24	40	.600	18	29	47	2.9	43	1	20	23	3	6	75	4.7
2015-16	18	17	524	29.1	60	114	.526	21	43	.488	57	65	.877	33	69	102	5.7	61	4	29	17	2	7	198	11.0
<b>TOTAL</b>	<b>34</b>	<b>28</b>	<b>837</b>	<b>24.6</b>	<b>82</b>	<b>163</b>	<b>.503</b>	<b>28</b>	<b>56</b>	<b>.500</b>	<b>81</b>	<b>105</b>	<b>.771</b>	<b>51</b>	<b>98</b>	<b>149</b>	<b>4.4</b>	<b>104</b>	<b>5</b>	<b>49</b>	<b>40</b>	<b>5</b>	<b>13</b>	<b>273</b>	<b>8.0</b>



**JOE TOYE**

**2**

Sophomore, Guard  
6'7" 208 lbs.  
Chicago, Ill.  
Whitney Young HS

**SEASON HIGHS**

**Points:** 8, vs. Marquette (11/11/16)  
**FG Made:** 3, vs. Butler (11/24/16)  
**FG Atts:** 5, vs. Butler (11/24/16)  
**3FG Made:** 1, vs. Santa Clara (11/25/16)  
**3FG Atts:** 2, vs. Marquette (11/11/16)  
**FT Made:** 4, vs. Marquette (11/11/16)  
**FT Atts:** 6, vs. Marquette (11/11/16)  
**Rebounds:** 6, vs. Belmont (11/15/16)  
**Assists:** 2, 3x, last vs. Bucknell (11/21/16)  
**Turnovers:** 1, 4x, last vs. Butler (11/24/16)  
**Blocks:**  
**Steals:** 1, 2x, last vs. Butler (11/24/16)  
**Minutes:** 22, vs. Bucknell (11/21/16)

**CAREER HIGHS**

**Points:** 10, 3x, last vs. Wichita State (3/15/16)  
**FG Made:** 3, 8x, last vs. Butler (11/24/16)  
**FG Atts:** 6, 2x, last vs. Wichita State (3/15/16)  
**3FG Made:** 3, vs. Tennessee (3/10/16)  
**3FG Atts:** 4, vs. Tennessee (3/10/16)  
**FT Made:** 4, vs. Detroit (12/2/15)  
**FT Atts:** 6, vs. Detroit (12/2/15)  
**Rebounds:** 6, vs. Belmont (11/15/16)  
**Assists:** 4, vs. Tennessee (3/10/16)  
**Turnovers:** 1, 11x, last vs. Butler (11/24/16)  
**Blocks:** 1, vs. Wofford (12/19/15)  
**Steals:** 1, 7x, last vs. Butler (11/24/16)  
**Minutes:** 26, vs. Wichita State (3/15/16)

**MISCELLANEOUS**

**TOYE NOTEBOOK**

- ✪ Scored season-high eight points vs. Marquette in season opener.
- ✪ Played in 30 games in 2015-16 and averaged 3.6 points and 1.2 rebounds per game. Scored in double figures in three games.
- ✪ Tied a career high with 10 points against Tennessee at SEC Tournament. Made a career-high three three's in a career-best 23 minutes of action. Also scored 10 points in First Four game vs. Wichita State.
- ✪ Scored career-high 10 points vs. Detroit - tied his career high with three made field goals.
- ✪ Signed with the Commodores in November of 2014.
- ✪ Was ranked as the sixth-best player in the state of Illinois and a four-star prospect by ESPN, and was also ranked as the 113th-best prospect in the nation by Rivals.com.
- ✪ Toye and his twin sister Elizabeth are both Division I basketball players - Elizabeth plays for Wisconsin.
- ✪ Attended Whitney Young High School in Chicago, where he was named as a First-Team All-City selection.
- ✪ Averaged 18.0 points, 7.0 rebounds, 2.0 assists, 2.0 steals, and 1.5 blocks as a senior.
- ✪ Chose the Commodores over Iowa, Memphis, Creighton, Bradley, UIC, and Missouri.
- ✪ Recipient of the Edie and David Johnson Family Basketball Scholarship.
- ✪ Advice to youngsters: "Don't let negative influences in your life."

**TOYE GAME-BY-GAME (FRESHMAN)**

Opponent	M	FG-A	3P-A	FT-A	Reb	PF	A	T	B	S	PTS
N11 Marquette	21	2-4	0-2	4-6	2	1	2	1	0	0	8
N15 Belmont	14	1-3	0-1	1-2	6	0	0	1	0	0	3
N18 Norfolk State	21	1-3	0-1	3-4	3	2	2	0	0	0	2
N21 Bucknell	22	0-4	0-2	0-0	2	2	2	1	0	1	0
N24 Butler	14	3-5	0-1	1-2	2	4	0	1	0	1	7
N25 Santa Clara	9	1-2	1-1	0-0	0	0	1	0	0	0	3
N29 Tennessee State	11	2-3	0-0	1-2	2	1	0	1	0	0	5
D3 Minnesota	7	0-3	0-0	0-0	2	0	0	0	0	0	0

**Toye's Overall Statistics at Vanderbilt**

Year	GP	GS	Min	Avg	FG	FGA	Pct	3FG	3FGA	Pct	FT	FTA	Pct	Off	Def	Tot	Avg	PF	FO	Ast	TO	Blk	Stl	Pts	Avg
2015-16	30	0	257	8.6	37	74	.500	9	21	.429	25	39	.641	7	30	37	1.2	28	0	10	13	2	6	108	3.6
2016-17	8	0	119	14.9	10	27	.370	1	8	.125	10	16	.625	4	15	19	2.4	10	0	7	5	0	2	31	3.9
<b>TOTAL</b>	<b>38</b>	<b>0</b>	<b>376</b>	<b>9.9</b>	<b>47</b>	<b>101</b>	<b>.465</b>	<b>10</b>	<b>29</b>	<b>.345</b>	<b>35</b>	<b>55</b>	<b>.636</b>	<b>11</b>	<b>45</b>	<b>56</b>	<b>1.5</b>	<b>38</b>	<b>0</b>	<b>17</b>	<b>18</b>	<b>2</b>	<b>8</b>	<b>139</b>	<b>3.7</b>

**Toye's SEC Statistics at Vanderbilt**

Year	GP	GS	Min	Avg	FG	FGA	Pct	3FG	3FGA	Pct	FT	FTA	Pct	Off	Def	Tot	Avg	PF	FO	Ast	TO	Blk	Stl	Pts	Avg
2015-16	17	0	100	5.9	11	27	.407	2	9	.222	9	13	.692	2	11	13	0.8	9	0	3	8	1	3	33	1.9
<b>TOTAL</b>	<b>17</b>	<b>0</b>	<b>100</b>	<b>5.9</b>	<b>11</b>	<b>27</b>	<b>.407</b>	<b>2</b>	<b>9</b>	<b>.222</b>	<b>9</b>	<b>13</b>	<b>.692</b>	<b>2</b>	<b>11</b>	<b>13</b>	<b>0.8</b>	<b>9</b>	<b>0</b>	<b>3</b>	<b>8</b>	<b>1</b>	<b>3</b>	<b>33</b>	<b>1.9</b>





**PAYTON WILLIS**

**1**

Freshman, Guard  
6'4" 182 lbs.  
Fayetteville, Ark.  
Fayetteville HS

**WILLIS NOTEBOOK**

- ✪ Scored career-high 17 points vs. Butler; made first career start vs. Santa Clara and dished out career-high eight assists vs. Broncos.
- ✪ Signed with the Commodores in the fall of 2015.
- ✪ Third ever Commodore from the state of Arkansas and first since Ralph Childs played for Vanderbilt in the 1955-56 season.
- ✪ Attended Fayetteville High School in Fayetteville, Arkansas, averaged 15.9 points, 3.6 rebounds, 3.5 assists, and 1.5 steals per game while also shooting 44.7% from three in his junior season and was honored as an all-conference and all-state selection as a sophomore and junior.
- ✪ Was ranked as the second-ranked player in the state of Arkansas, the 22nd-best point guard in the country by 247sports.com, and ranked as the 119th-best player in the nation by Rivals.com.

**WILLIS GAME-BY-GAME (FRESHMAN)**

Opponent	M	FG-A	3P-A	FT-A	Reb	PF	A	T	B	S	PTS
N11 Marquette	8	1-3	0-1	1-6	2	1	1	0	0	1	3
N15 Belmont	16	3-5	1-3	3-4	1	1	0	2	0	1	10
N18 Norfolk State	20	1-4	0-1	0-0	4	1	5	3	0	0	2
N21 Bucknell	9	1-3	0-0	0-0	0	0	0	0	0	0	2
N24 Butler	27	5-8	2-5	5-6	3	2	2	2	1	0	17
N25 Santa Clara*	32	2-5	1-4	0-0	4	0	8	4	0	0	5
N29 Tennessee State*	23	2-4	1-3	4-4	2	3	3	3	0	0	9
D3 Minnesota*	23	1-2	1-1	0-0	1	0	1	5	0	1	3

**SEASON HIGHS**

- Points:** 17, vs. Butler (11/24/16)
- FG Made:** 5, vs. Butler (11/24/16)
- FG Atts:** 8, vs. Butler (11/24/16)
- 3FG Made:** 2, vs. Butler (11/24/16)
- 3FG Atts:** 5, vs. Butler (11/24/16)
- FT Made:** 5, vs. Butler (11/24/16)
- FT Atts:** 6, 2x, last vs. Butler (11/24/16)
- Rebounds:** 4, 2x, last vs. Santa Clara (11/25/16)
- Assists:** 8, vs. Santa Clara (11/25/16)
- Turnovers:** 5, vs. Minnesota (12/3/16)
- Blocks:**
- Steals:** 1, 3x, last vs. Minnesota (12/3/16)
- Minutes:** 32, vs. Santa Clara (11/25/16)

**CAREER HIGHS**

- Points:** 17, vs. Butler (11/24/16)
- FG Made:** 5, vs. Butler (11/24/16)
- FG Atts:** 8, vs. Butler (11/24/16)
- 3FG Made:** 2, vs. Butler (11/24/16)
- 3FG Atts:** 5, vs. Butler (11/24/16)
- FT Made:** 5, vs. Butler (11/24/16)
- FT Atts:** 6, 2x, last vs. Butler (11/24/16)
- Rebounds:** 4, 2x, last vs. Santa Clara (11/25/16)
- Assists:** 8, vs. Santa Clara (11/25/16)
- Turnovers:** 5, vs. Minnesota (12/3/16)
- Blocks:**
- Steals:** 1, 3x, last vs. Minnesota (12/3/16)
- Minutes:** 32, vs. Santa Clara (11/25/16)

Willis' Overall Statistics at Vanderbilt

Year	GP	GS	Min	Avg	FG	FGA	Pct	3FG	3FGA	Pct	FT	FTA	Pct	Off	Def	Tot	Avg	PF	FO	Ast	TO	Blk	Stl	Pts	Avg
2016-17	8	3	158	19.8	16	34	.471	6	18	.333	13	20	.650	8	9	17	2.1	7	0	20	19	1	3	51	6.4
<b>TOTAL</b>	<b>8</b>	<b>3</b>	<b>158</b>	<b>19.8</b>	<b>16</b>	<b>34</b>	<b>.471</b>	<b>6</b>	<b>18</b>	<b>.333</b>	<b>13</b>	<b>20</b>	<b>.650</b>	<b>8</b>	<b>9</b>	<b>17</b>	<b>2.1</b>	<b>7</b>	<b>0</b>	<b>20</b>	<b>19</b>	<b>1</b>	<b>3</b>	<b>51</b>	<b>6.4</b>





2016-17 Vanderbilt Basketball  
 Vanderbilt Combined Team Statistics (as of Dec 05, 2016)  
 All games



RECORD:	OVERALL	HOME	AWAY	NEUTRAL
ALL GAMES	4-4	3-1	0-0	1-3
CONFERENCE	0-0	0-0	0-0	0-0
NON-CONFERENCE	4-4	3-1	0-0	1-3

#	Player	gp-gs	min	avg	Total		3-Point		F-Throw		Rebounds				pf	dq	a	to	blk	stl	pts	avg
					fg-fga	fg%	3fg-fga	3fg%	ft-fta	ft%	off	def	tot	avg								
05	FISHER-DAVIS, Matth	8-8	229	28.6	34-77	.442	20-47	.426	27-32	.844	3	18	21	2.6	10	0	10	14	1	6	115	14.4
03	KORNET, Luke	8-8	216	27.0	30-79	.380	6-22	.273	44-52	.846	13	33	46	5.8	20	0	7	19	16	1	110	13.8
11	ROBERSON, Jeff	8-8	250	31.3	30-74	.405	11-32	.344	15-20	.750	17	47	64	8.0	20	1	17	21	4	6	86	10.8
13	LACHANCE, Riley	8-8	248	31.0	28-51	.549	19-28	.679	6-7	.857	4	23	27	3.4	17	0	35	10	1	4	81	10.1
01	WILLIS, Payton	8-3	158	19.8	16-34	.471	6-18	.333	13-20	.650	8	9	17	2.1	7	0	20	19	1	3	51	6.4
24	CRESSLER, Nolan	8-4	151	18.9	17-38	.447	6-12	.500	5-6	.833	9	24	33	4.1	16	1	7	8	0	4	45	5.6
02	TOYE, Joe	8-0	119	14.9	10-27	.370	1-8	.125	10-16	.625	4	15	19	2.4	10	0	7	5	0	2	31	3.9
12	BAPTISTE, Djery	8-1	97	12.1	12-23	.522	0-0	.000	6-10	.600	9	14	23	2.9	21	0	0	7	6	2	30	3.8
15	BROWN, Clewon	8-0	73	9.1	6-17	.353	4-11	.364	1-1	1.000	6	9	15	1.9	9	0	0	5	3	0	17	2.1
00	JUSTICE, Camron	6-0	59	9.8	3-15	.200	1-8	.125	2-5	.400	0	5	5	0.8	5	0	7	3	0	2	9	1.5
20	MCGLOIN, Phillip	1-0	0	0.0	0-0	.000	0-0	.000	0-0	.000	0	0	0	0.0	1	0	0	0	0	0	0	0.0
Team											11	20	31				3					
Total.....		8	1600		186-435	.428	74-186	.398	129-169	.763	84	217	301	37.6	136	2	110	114	32	30	575	71.9
Opponents.....		8	1600		195-464	.420	57-172	.331	98-146	.671	73	186	259	32.4	141	-	93	88	24	40	545	68.1

TEAM STATISTICS	VU	OPP	Date	Opponent	Score	Att.
SCORING	575	545	^	11/11/16 vs Marquette	L 71-95	4116
Points per game	71.9	68.1		11/15/16 BELMONT	w 80-66	9116
Scoring margin	+3.8	-	+	11/18/16 NORFOLK STATE	w 75-52	8205
FIELD GOALS-ATT	186-435	195-464	+	11/21/16 BUCKNELL	L 72-75	8243
Field goal pct	.428	.420	#	11/24/16 vs Butler	L 66-76	2537
3 POINT FG-ATT	74-186	57-172	#	11/25/16 vs Santa Clara	w 76-66	3000
3-point FG pct	.398	.331		11/29/16 TENNESSEE STATE	w 83-59	8445
3-pt FG made per game	9.3	7.1	%	12/03/16 vs Minnesota	L 52-56	3250
FREE THROWS-ATT	129-169	98-146	^ = Veterans Classic presented by Northwestern Mutual, Annapolis, Md.			
Free throw pct	.763	.671	+ = Continental Tire Las Vegas Invitational, Nashville, Tenn.			
F-Throws made per game	16.1	12.3	# = Continental Tire Las Vegas Invitational, Las Vegas, Nev.			
REBOUNDS	301	259	% = Sanford Pentagon, Sioux Falls, S.D.			
Rebounds per game	37.6	32.4	* = Conference game			
Rebounding margin	+5.3	-				
ASSISTS	110	93				
Assists per game	13.8	11.6				
TURNOVERS	114	88				
Turnovers per game	14.3	11.0				
Turnover margin	-3.2	-				
Assist/turnover ratio	1.0	1.1				
STEALS	30	40				
Steals per game	3.8	5.0				
BLOCKS	32	24				
Blocks per game	4.0	3.0				
ATTENDANCE	34009	12903				
Home games-Avg/Game	4-8502	0-0				
Neutral site-Avg/Game	-	4-3226				

Score by Periods	1st	2nd	Totals
Vanderbilt	294	281	575
Opponents	238	307	545



2016-17 Vanderbilt Basketball  
 Vanderbilt Team Game-by-Game (as of Dec 05, 2016)  
 All games



TEAM STATISTICS

Opponent	Date	Score		Total		3-Pointers		Free throws		Rebounds				pf	a	t/o	blk	stl	pts	avg
				fg-fga	pct	3fg-fga	pct	ft-fa	pct	off	def	tot	avg							
vs Marquette	11/11/16	71-95	L	23-58	.397	8-24	.333	17-26	.654	11	26	37	37.0	10	13	19	5	4	71	71.0
BELMONT	11/15/16	80-66	W	23-50	.460	9-18	.500	25-31	.806	7	34	41	39.0	15	13	14	4	2	80	75.5
NORFOLK STATE	11/18/16	75-52	W	21-56	.375	10-28	.357	23-28	.821	15	31	46	41.3	19	16	13	9	4	75	75.3
BUCKNELL	11/21/16	72-75	L	29-62	.468	7-18	.389	7-9	.778	9	18	27	37.8	16	15	8	2	4	72	74.5
vs Butler	11/24/16	66-76	L	22-52	.423	7-22	.318	15-19	.789	8	25	33	36.8	29	11	16	4	5	66	72.8
vs Santa Clara	11/25/16	76-66	W	24-48	.500	15-28	.536	13-17	.765	7	25	32	36.0	15	18	13	1	1	76	73.3
TENNESSEE STATE	11/29/16	83-59	W	25-46	.543	10-23	.435	23-30	.767	13	26	39	36.4	19	12	19	3	6	83	74.7
vs Minnesota	12/03/16	52-56	L	19-63	.302	8-25	.320	6-9	.667	14	32	46	37.6	13	12	12	4	4	52	71.9
Vanderbilt		575		186-435	.428	74-186	.398	129-169	.763	84	217	301	37.6	136	110	114	32	30	575	71.9
Opponents		545		195-464	.420	57-172	.331	98-146	.671	73	186	259	32.4	141	93	88	24	40	545	68.1

Games played: 8  
 Points/game: 71.9  
 FG Pct: 42.8  
 3FG Pct: 39.8  
 FT Pct: 76.3

Rebounds/game: 37.6  
 Assists/game: 13.8  
 Turnovers/game: 14.3  
 Assist/turnover ratio: 1.0  
 Steals/game: 3.8  
 Blocks/game: 4.0



2016-17 Vanderbilt Basketball  
 Vanderbilt Opponent Game-by-Game (as of Dec 05, 2016)  
 All games



OPPONENT STATISTICS

Opponent	Date	Score		Total		3-Pointers		Free throws		Rebounds				pf	a	t/o	blk	stl	pts	avg
				fg-fga	pct	3fg-fga	pct	ft-fta	pct	off	def	tot	avg							
vs Marquette	11/11/16	71-95	L	39-74	.527	13-31	.419	4-5	.800	10	29	39	39.0	23	22	12	4	13	95	95.0
BELMONT	11/15/16	80-66	W	24-68	.353	9-41	.220	9-13	.692	10	23	33	36.0	23	15	9	2	4	66	80.5
NORFOLK STATE	11/18/16	75-52	W	18-60	.300	2-11	.182	14-20	.700	13	23	36	36.0	21	2	12	1	3	52	71.0
BUCKNELL	11/21/16	72-75	L	27-53	.509	8-19	.421	13-17	.765	8	25	33	35.2	10	9	11	4	4	75	72.0
vs Butler	11/24/16	66-76	L	21-52	.404	9-25	.360	25-36	.694	12	24	36	35.4	17	14	12	1	6	76	72.8
vs Santa Clara	11/25/16	76-66	W	23-49	.469	6-21	.286	14-15	.933	1	20	21	33.0	20	8	9	1	0	66	71.7
TENNESSEE STATE	11/29/16	83-59	W	20-49	.408	7-15	.467	12-25	.480	9	11	20	31.1	20	8	14	3	3	59	69.9
vs Minnesota	12/03/16	52-56	L	23-59	.390	3-9	.333	7-15	.467	10	31	41	32.4	7	15	9	8	7	56	68.1
Opponents		545		195-464	.420	57-172	.331	98-146	.671	73	186	259	32.4	141	93	88	24	40	545	68.1
Vanderbilt		575		186-435	.428	74-186	.398	129-169	.763	84	217	301	37.6	136	110	114	32	30	575	71.9

Games played: 8  
 Points/game: 68.1  
 FG Pct: 42.0  
 3FG Pct: 33.1  
 FT Pct: 67.1

Rebounds/game: 32.4  
 Assists/game: 11.6  
 Turnovers/game: 11.0  
 Assist/turnover ratio: 1.1  
 Steals/game: 5.0  
 Blocks/game: 3.0



2016-17 Vanderbilt Basketball  
 Vanderbilt Points-Rebounds-Assists (as of Dec 05, 2016)  
 All games



Opponent	Date	Score		00 JUSTICE,CA	01 WILLIS,PAY	02 TOYE,JOE	03 KORNET,LUK	05 FISHER-DAV	11 ROBERSON,J	12 BAPTISTE,D
vs Marquette	11/11/16	71-95	L	2-2-3	3-2-1	8-2-2	15-5-1	12-0-1	9-10-2	1-1-0
BELMONT	11/15/16	80-66	w	3-1-0	10-1-0	3-6-0	20-7-2	16-3-0	10-8-4	8-3-0
NORFOLK STATE	11/18/16	75-52	w	2-1-2	2-4-5	5-3-2	9-5-0	18-3-2	11-11-3	7-7-0
BUCKNELL	11/21/16	72-75	L	0-0-0	2-0-0	0-2-2	19-6-1	23-2-0	8-6-5	2-5-0
vs Butler	11/24/16	66-76	L	1-1-1	17-3-2	7-2-0	5-5-1	2-3-0	11-4-1	2-2-0
vs Santa Clara	11/25/16	76-66	w	DNP	5-4-8	3-0-1	18-6-0	14-2-2	12-4-1	4-0-0
TENNESSEE STATE	11/29/16	83-59	w	1-0-1	9-2-3	5-2-0	12-6-1	22-5-1	13-5-0	4-3-0
vs Minnesota	12/03/16	52-56	L	DNP	3-1-1	0-2-0	12-6-1	8-3-4	12-16-1	2-2-0

Opponent	Date	Score		13 LACHANCE,R	15 BROWN,CLEV	20 MCGLOIN,PH	24 CRESSLER,N
vs Marquette	11/11/16	71-95	L	9-2-2	5-2-0	DNP	7-9-1
BELMONT	11/15/16	80-66	w	5-3-4	0-0-0	DNP	5-5-3
NORFOLK STATE	11/18/16	75-52	w	12-4-1	6-3-0	DNP	3-3-1
BUCKNELL	11/21/16	72-75	L	10-1-6	0-1-0	DNP	8-1-1
vs Butler	11/24/16	66-76	L	7-4-6	6-4-0	0-0-0	8-3-0
vs Santa Clara	11/25/16	76-66	w	17-4-6	0-3-0	DNP	3-3-0
TENNESSEE STATE	11/29/16	83-59	w	12-2-5	0-2-0	DNP	5-5-1
vs Minnesota	12/03/16	52-56	L	9-7-5	0-0-0	DNP	6-4-0