



**Vanderbilt (7-6, 1-0) vs. Auburn (10-3, 0-1)**  
**Nashville, Tenn. - Memorial Gym - 6 p.m. CT**

TV: SEC Network

TV Talent: Dave Neal (play by play), Chris Spatola (Color)

Radio: Vanderbilt Radio Network from IMG College, vucommidores.com

Radio Talent: Joe Fisher (pxp), Tim Thompson (analyst)

Satellite Radio: XM 119, Sirius 191

Live Stats: vucommidores.com

Twitter Updates: @VandyMBB

**Vanderbilt Athletic Communications**

2601 Jess Neely Drive, Nashville, TN 37212

phone: 615-322-4121

www.vucommidores.com

**VANDERBILT SCHEDULE/RESULTS**

**NOVEMBER**

Date	VU	Opp	Opponent	Time/Result	TV/Rec.
Nov. 11	-	-	Marquette#	L, 71-95	0-1
Nov. 15	-	-	Belmont	W, 80-66	1-1
Nov. 18	-	-	Norfolk St. ^	W, 75-52	2-1
Nov. 21	-	-	Bucknell ^	L, 72-75	2-2
Nov. 24	-	-	Butler	L, 66-76	2-3
Nov. 25	-	-	Santa Clara	W, 76-66	3-3

Continental Tire Las Vegas Invitational, Las Vegas, Nev.

Nov. 29 - - Tennessee St. W, 83-59 4-3

**DECEMBER**

Date	VU	Opp	Opponent	Time	TV/Rec.
Dec. 3	-	-	Minnesota+	L, 52-56	4-4
Dec. 6	-	-	High Point	W, 90-63	5-4
Dec. 8	-	-	M. Tennessee	L, 48-71	5-5
Dec. 17	-	-	Chattanooga	W, 76-74	6-5
Dec. 21	-	-	Dayton	L, 63-68	6-6
Dec. 29	-	-	LSU*	W, 96-89	7-6, 1-0

**JANUARY**

Date	VU	Opp	Opponent	Time	TV/Rec.
Jan. 4	-	-	Auburn*	6 pm	SECN
Jan. 7	-	-	Alabama*	6 pm	ESPNU
Jan. 10	-	-	Kentucky*	6 pm	ESPN
Jan. 14	-	-	Tennessee*	7:30 pm	SECN
Jan. 17	-	-	Georgia*	8 pm	ESPNU
Jan. 21	-	-	Florida*	11 am	CBS
Jan. 24	-	-	Arkansas*	7:30 pm	SECN
Jan. 28	-	-	Iowa State%	3 pm	ESPN2
Jan. 31	-	-	Texas A&M*	8 pm	ESPNU

**FEBRUARY**

Date	VU	Opp	Opponent	Time	TV/Rec.
Feb. 4	-	-	Ole Miss*	2 pm	ESPNU
Feb. 7	-	-	Arkansas*	7:30 pm	SECN
Feb. 11	-	-	Missouri*	2:30 pm	SECN
Feb. 16	-	-	Texas A&M*	6 pm	ESPN/2
Feb. 18	-	-	S. Carolina*	7:30 pm	SECN
Feb. 22	-	-	Tennessee*	5:30 pm	SECN
Feb. 25	-	-	Miss. State*	3 pm	ESPNU
Feb. 28	-	-	Kentucky*	8 pm	ESPN

**MARCH**

Date	VU	Opp	Opponent	Time	TV/Rec.
Mar. 4	-	-	Florida*	1 pm	ESPN/2

**ALL TIMES CENTRAL**

RANKINGS: AP/ESPN

\*SEC GAME; #Northwestern Mutual Veterans Classic, Annapolis, Md.;

^Continental Tire Las Vegas Invitational, Nashville, Tenn.;

+Sanford Pentagon, Sioux Falls, S.D.; %SEC/Big 12 Challenge;

SECN: SEC Network; SECN+: SEC Network Plus;

CBSSN: CBS Sports Network; TWSC: Time Warner Sports Channel

**GAME INFORMATION**



**2016-17 Record:** 7-6, 1-0 SEC  
**Head Coach:** Bryce Drew  
**Career Record:** 131-55 (6)  
**VU Record:** 7-6 (1)

**2016-17 LEADERS**

**Points:** M. Fisher-Davis (16.4)  
**Rebounds:** Jeff Roberson (7.7)  
**Assists:** Riley LaChance (4.4)  
**Blocks:** Luke Kornet (1.8)

**SERIES INFORMATION**

**Series Record:** VU leads, 88-51.  
**Last Meeting:** VU win, 86-57, 2/13/16, at Auburn.  
**Record at Vanderbilt:** VU leads, 50-16.  
**Record at Auburn:** VU leads, 35-29.  
**Record at Neutral Site:** Auburn leads, 6-3.  
**Coach Drew vs. Auburn:** Coach Drew has never faced Auburn.



**2016-17 Record:** 10-3, 0-1 SEC  
**Head Coach:** Bruce Pearl  
**Career Record:** 498-188 (22)  
**Auburn Record:** 36-43 (3)










**2016-17 LEADERS**

**Points:** Mustapha Heron (16.2)  
**Rebounds:** Mustapha Heron (6.5)  
**Assists:** Jared Harper (3.3)  
**Blocks:** Austin Wiley (1.3)

**QUICK HITTERS**

- ★ Vanderbilt improved to 7-6 on the season after defeating LSU in their conference opener, 96-89, on December 29 in Baton Rouge. Riley LaChance scored a season-high 24 points in the win, with Matthew Fisher-Davis adding his second consecutive game with 20 points or more with 23. Luke Kornet added 14 points, Payton Willis 11, and Nolan Cressler 10 in the win.
- ★ The win against the Tigers ended a five game losing streak to LSU.
- ★ Thursday marked the first time that Vanderbilt had won its conference road opener since defeating South Carolina, 67-57, on January 10, 2012. The win over LSU on the road was Vanderbilt's first 1-0 conference start with a road game win since opening SEC play at Alabama on January 3, 1989, with a 68-67 victory over the Crimson Tide.
- ★ The 96 points scored was the most by a Vanderbilt team in SEC play since the Commodores scored 102 in a 102-76 win at Ole Miss on February 16, 2012.
- ★ The Commodores made 16 threes (16-32) on the night, the third time this season Vanderbilt has made 15 or more threes in a game (Santa Clara, High Point).
- ★ Combined, the two teams made 33 threes, which set a new SEC record for combined threes in a game.
- ★ The Commodores are in their 84th season of SEC basketball - Vanderbilt is one of the founding members of the Southeastern Conference.
- ★ Wednesday's meeting will be the 140th all-time in the series and the only meeting between the two schools this season.
- ★ Vanderbilt has won 12 consecutive games in the series, dating back to a 68-65 Auburn win on January 6, 2007 in Beard-Eaves Memorial Coliseum.
- ★ The last time the two teams played in Nashville, Luke Kornet tallied the program's second ever triple double when he had 11 points, 11 rebounds, and 10 blocks in a win over the Tigers on January 12, 2016.
- ★ Vanderbilt leads the SEC in three-point field goal percentage (40.2%), in threes made (9.9) and free throw percentage (78.7%).
- ★ Fisher-Davis leads the team in scoring with 16.4 points per game, while Kornet adds 12.8 points, and Roberson 10.5.
- ★ Riley LaChance leads the SEC in three-point field goal percentage (59.6%) and assist-to-turnover ratio (3.4). He is also tied for fifth in the league in assists (4.4) and tied for seventh in three's made (2.2).
- ★ Fisher-Davis ranks sixth in the SEC in scoring, second in the league in three's made (2.8), fourth in three-point field goal percentage (.425), and 10th in free throw percentage (.852). Roberson ranks third in the SEC in defensive rebounding and is tied for sixth in rebounding (7.7). Kornet is eighth in the SEC in blocks (1.8) and 8th in free throw percentage (.859).
- ★ Matthew Fisher-Davis has scored in double figures in 11 games, Roberson 10, Luke Kornet eight, and Riley LaChance in six.
- ★ Chattanooga was the Commodores' fourth non-conference opponent of the season from the state of Tennessee. Vanderbilt has also played Belmont, Tennessee State, and Middle Tennessee and compiled a 3-1 record against the four teams.
- ★ Freshman guard Payton Willis has started in eight consecutive games, beginning with the game against Santa Clara. Against the Broncos, Willis had a career-high eight assists. It was the most by a Commodore since Wade Baldwin IV had eight assists against Tennessee on March 10, 2016.



1		<p><b>PAYTON WILLIS</b> G ★ 6-4 ★ 182 ★ Fr. ★ Fayetteville, Ark.</p> <table border="1"> <thead> <tr> <th>PPG</th> <th>RPG</th> <th>APG</th> <th>SPG</th> <th>BPG</th> <th>MPG</th> </tr> </thead> <tbody> <tr> <td>7.2</td> <td>2.0</td> <td>2.5</td> <td>0.5</td> <td>0.2</td> <td>21.2</td> </tr> </tbody> </table>	PPG	RPG	APG	SPG	BPG	MPG	7.2	2.0	2.5	0.5	0.2	21.2	<p><b>NOTES:</b> Scored a career-high 17 points vs. Butler.. Made first start vs. Santa Clara - has started eight straight games at point guard position... Scored 11 points at LSU...3rd Commodore from Arkansas and 1st since Ralph Childs (1955-56).</p>	<p><b>CAREER HIGHS</b> <b>Pts.</b> - 17, vs. Butler (11/24/16) <b>Rebs.</b> - 4, vs. Norfolk St. (11/18/16) <b>Ast.</b> - 8, vs. Santa Clara (11/25/16) <b>Min.</b> - 32, vs. Santa Clara (11/25/16)</p>
PPG	RPG	APG	SPG	BPG	MPG											
7.2	2.0	2.5	0.5	0.2	21.2											
2		<p><b>JOE TOYE</b> G/F ★ 6-7 ★ 208 ★ So. ★ Chicago, Ill.</p> <table border="1"> <thead> <tr> <th>PPG</th> <th>RPG</th> <th>APG</th> <th>SPG</th> <th>BPG</th> <th>MPG</th> </tr> </thead> <tbody> <tr> <td>4.6</td> <td>2.5</td> <td>1.0</td> <td>0.3</td> <td>0.0</td> <td>15.2</td> </tr> </tbody> </table>	PPG	RPG	APG	SPG	BPG	MPG	4.6	2.5	1.0	0.3	0.0	15.2	<p><b>NOTES:</b> Played in all 13 games this season...Tied a career high with 10 points vs. UTC... Scored six points and had five rebounds vs. High Point...Attended Whitney Young High School in Chicago, where he was named as First-Team All-City.</p>	<p><b>CAREER HIGHS</b> <b>Pts.</b> - 10, 2x, last vs. Tenn. (3/10/16) <b>Rebs.</b> - 6, vs. Belmont (11/15) <b>Ast.</b> - 2, vs. Norfolk St. (11/18/16) <b>Min.</b> - 23, vs. Tenn. (3/10/16)</p>
PPG	RPG	APG	SPG	BPG	MPG											
4.6	2.5	1.0	0.3	0.0	15.2											
3		<p><b>LUKE KORNET</b> F ★ 7-1 ★ 250 ★ Sr. ★ Lantana, Texas</p> <table border="1"> <thead> <tr> <th>PPG</th> <th>RPG</th> <th>APG</th> <th>SPG</th> <th>BPG</th> <th>MPG</th> </tr> </thead> <tbody> <tr> <td>12.8</td> <td>5.4</td> <td>1.2</td> <td>0.5</td> <td>1.8</td> <td>28.3</td> </tr> </tbody> </table>	PPG	RPG	APG	SPG	BPG	MPG	12.8	5.4	1.2	0.5	1.8	28.3	<p><b>NOTES:</b> 7'1 forward/center who hit game winning 3 vs. UTC; was 3-6 from 3 vs. Mocs...Second on team in scoring with 12.8 ppg...Scored 20 points vs. Belmont; made career-high 12 free throws...Scored 19 points vs. Bucknell...Had 4 blocks vs. Norfolk St and at Dayton.</p>	<p><b>CAREER HIGHS</b> <b>Pts.</b> - 24, vs. Tenn. St. (11/23/14) <b>Rebs.</b> - 14, at Tenn. (1/20/16) <b>Ast.</b> - 4, 2x, last vs. S.C. (2/7/15) <b>Min.</b> - 37, vs. Stony Brook (11/19/15)</p>
PPG	RPG	APG	SPG	BPG	MPG											
12.8	5.4	1.2	0.5	1.8	28.3											
5		<p><b>MATTHEW FISHER-DAVIS</b> G ★ 6-5 ★ 185 ★ Jr. ★ Charlotte, N.C.</p> <table border="1"> <thead> <tr> <th>PPG</th> <th>RPG</th> <th>APG</th> <th>SPG</th> <th>BPG</th> <th>MPG</th> </tr> </thead> <tbody> <tr> <td>16.4</td> <td>3.2</td> <td>1.2</td> <td>0.5</td> <td>0.3</td> <td>29.9</td> </tr> </tbody> </table>	PPG	RPG	APG	SPG	BPG	MPG	16.4	3.2	1.2	0.5	0.3	29.9	<p><b>NOTES:</b> Scored career-high 25 points at Dayton, and had 23 at LSU...Has scored 20+ points in 4 games this year....Has 37 made threes this year...Led SEC in 3-Point FG percentage (.446) in 2015-16; shooting 42.5% this year. (4th in SEC).. Made 79 3's last year and has 187 in his career.</p>	<p><b>CAREER HIGHS</b> <b>Pts.</b> - 25, at Dayton (12/21/16) <b>Rebs.</b> - 11, vs. Wofford (12/19/15) <b>Ast.</b> - 5, at Ole Miss (3/7/15) <b>Min.</b> - 41, at Arkansas (1/5/16)</p>
PPG	RPG	APG	SPG	BPG	MPG											
16.4	3.2	1.2	0.5	0.3	29.9											
11		<p><b>JEFF ROBERSON</b> F ★ 6-6 ★ 224 ★ Jr. ★ Houston, Texas</p> <table border="1"> <thead> <tr> <th>PPG</th> <th>RPG</th> <th>APG</th> <th>SPG</th> <th>BPG</th> <th>MPG</th> </tr> </thead> <tbody> <tr> <td>10.5</td> <td>7.7</td> <td>2.2</td> <td>0.7</td> <td>0.5</td> <td>31.6</td> </tr> </tbody> </table>	PPG	RPG	APG	SPG	BPG	MPG	10.5	7.7	2.2	0.7	0.5	31.6	<p><b>NOTES:</b> Registered second double-double of year and 7th of career vs. Minnesota...Scored in double figures in 7 of last 9 games...Grabbed 11 rebounds at LSU...Had career-high 16 rebs. vs. Minnesota...Tied for sixth in SEC in rebounding and third in defensive rebounding.</p>	<p><b>CAREER HIGHS</b> <b>Pts.</b> - 20, vs. Texas A&amp;M (2/4/16) <b>Rebs.</b> - 16, vs. Minnesota (12/19/16) <b>Ast.</b> - 5, 2x, last vs. Bucknell (11/21/16) <b>Min.</b> - 37, vs. Kentucky (2/27/16)</p>
PPG	RPG	APG	SPG	BPG	MPG											
10.5	7.7	2.2	0.7	0.5	31.6											
12		<p><b>DJERY BAPTISTE</b> C ★ 6-10 ★ 240 ★ R-Fr. ★ Gonaïves, Haiti</p> <table border="1"> <thead> <tr> <th>PPG</th> <th>RPG</th> <th>APG</th> <th>SPG</th> <th>BPG</th> <th>MPG</th> </tr> </thead> <tbody> <tr> <td>2.6</td> <td>2.2</td> <td>0.1</td> <td>0.2</td> <td>0.5</td> <td>10.3</td> </tr> </tbody> </table>	PPG	RPG	APG	SPG	BPG	MPG	2.6	2.2	0.1	0.2	0.5	10.3	<p><b>NOTES:</b> Made first start of his career against Butler... Scored career-high eight points in win over Belmont... Posted seven points, seven rebounds and five blocks in win over Norfolk St... Speaks four languages...Redshirted last season.</p>	<p><b>CAREER HIGHS</b> <b>Pts.</b> - 8, vs. Belmont (11/15/16) <b>Rebs.</b> - 7, vs. Norfolk St. (11/18/16) <b>Ast.</b> - <b>Min.</b> - 11, vs. Belmont (11/15/16)</p>
PPG	RPG	APG	SPG	BPG	MPG											
2.6	2.2	0.1	0.2	0.5	10.3											
13		<p><b>RILEY LACHANCE</b> G ★ 6-2 ★ 192 ★ Jr. ★ Brookfield, Wis.</p> <table border="1"> <thead> <tr> <th>PPG</th> <th>RPG</th> <th>APG</th> <th>SPG</th> <th>BPG</th> <th>MPG</th> </tr> </thead> <tbody> <tr> <td>9.8</td> <td>3.1</td> <td>4.4</td> <td>0.6</td> <td>0.1</td> <td>30.6</td> </tr> </tbody> </table>	PPG	RPG	APG	SPG	BPG	MPG	9.8	3.1	4.4	0.6	0.1	30.6	<p><b>NOTES:</b> Tallied season-high 24 points in win at LSU; also added 5 assists... Leads SEC in 3-point FG% at 59.6%... Also leads SEC in A/TO ratio (3.4)...Named to Las Vegas Invitational All-Tournament team...Scored in double figures in 41 career games.</p>	<p><b>CAREER HIGHS</b> <b>Pts.</b> - 26, 2x, last vs. W. Carolina (12/16/14) <b>Rebs.</b> - 9, vs. Missouri (2/21/15) <b>Ast.</b> - 8, at Ole Miss (3/7/15) <b>Min.</b> - 42, 2x, last vs. Tenn. (2/11/15)</p>
PPG	RPG	APG	SPG	BPG	MPG											
9.8	3.1	4.4	0.6	0.1	30.6											
15		<p><b>CLEVON BROWN</b> F ★ 6-8 ★ 219 ★ Fr. ★ San Antonio, Texas</p> <table border="1"> <thead> <tr> <th>PPG</th> <th>RPG</th> <th>APG</th> <th>SPG</th> <th>BPG</th> <th>MPG</th> </tr> </thead> <tbody> <tr> <td>2.3</td> <td>1.8</td> <td>0.1</td> <td>0.0</td> <td>0.4</td> <td>9.1</td> </tr> </tbody> </table>	PPG	RPG	APG	SPG	BPG	MPG	2.3	1.8	0.1	0.0	0.4	9.1	<p><b>NOTES:</b> Tied a career high with six points at Middle Tennessee...Also set new career highs in rebounds (4), assists (1), and minutes (17) vs. Blue Raiders...Ranked as the 9th-best player in the state of Texas by Texas Hoops, and the 126th-ranked player nationally by Rivals.com.</p>	<p><b>CAREER HIGHS</b> <b>Pts.</b> - 6, 2x, last vs. MT (12/8/16) <b>Rebs.</b> - 4, vs. MT (12/8/16) <b>Ast.</b> - 1, vs. MT (12/8/16) <b>Min.</b> -17, vs. MT (12/8/16)</p>
PPG	RPG	APG	SPG	BPG	MPG											
2.3	1.8	0.1	0.0	0.4	9.1											
24		<p><b>NOLAN CRESSLER</b> G ★ 6-4 ★ 210 ★ Sr. ★ Pittsburgh, Pa.</p> <table border="1"> <thead> <tr> <th>PPG</th> <th>RPG</th> <th>APG</th> <th>SPG</th> <th>BPG</th> <th>MPG</th> </tr> </thead> <tbody> <tr> <td>6.1</td> <td>3.7</td> <td>1.3</td> <td>0.7</td> <td>0.0</td> <td>19.5</td> </tr> </tbody> </table>	PPG	RPG	APG	SPG	BPG	MPG	6.1	3.7	1.3	0.7	0.0	19.5	<p><b>NOTES:</b> Scored in double figures in back to back games with 11 points at Dayton and 10 points at LSU...Shooting 47.6% from three...Transferred to VU from Cornell in spring of '14...Averaged 16.8 pts, 4.2 rebs, and 1.6 assists in last year with Cornell.</p>	<p><b>CAREER HIGHS</b> <b>Pts.</b> - 34, vs. Brown (2/22/14) <b>Rebs.</b> - 9, 3x, last vs. Marquette (11/11/16) <b>Ast.</b> - 5, vs. High Point (12/6/16) <b>Min.</b> - 37, 4x, last vs. Brown (2/22/14)</p>
PPG	RPG	APG	SPG	BPG	MPG											
6.1	3.7	1.3	0.7	0.0	19.5											



**IBAS**

HENRY  
GENE  
MOE  
CLARENCE

1,632  
WINS

**SUTTONS**

EDDIE  
SCOTT  
SEAN

1,169  
WINS

**DREWS**

HOMER  
SCOTT  
BRYCE

1,056  
WINS

**ALL-TIME  
WINNINGEST COLLEGIATE  
COACHING FAMILIES**

The Drew family is the third all-time winningest collegiate coaching family in college basketball history with 1,056 wins.

- Homer Drew - 640**  
(Bethel College - 252; IU-South Bend - 17; Valparaiso - 371)
- Scott Drew - 285**  
(Valparaiso - 20; Baylor - 265)
- Bryce Drew - 131**  
(Valparaiso - 124; Vanderbilt - 7)

**ABOUT AUBURN**

**QUICK FACTS**

**Location** ..... Auburn, Ala.  
**Founded** ..... 1856  
**Conference** ..... SEC  
**Enrollment** ..... 25,469  
**Nickname** ..... Tigers  
**Colors** ..... Burnt Orange and Navy Blue  
**Home Arena** ..... Auburn Arena (9,121)  
**President** ..... Dr. Jay Gogue  
**Athletics Director** ..... Jay Jacobs  
**Basketball Staff**  
**Head Coach** ..... Bruce Pearl  
**Record Overall** ..... 498-188 (22)  
**Record at Auburn** ..... 36-43 (3)  
**Assistant Coaches** ..... Chuck Person, Haris Adler, Chad Dollar

- ★ Auburn enters the contest with Vanderbilt Wednesday with a 10-3 overall record and an 0-1 mark in SEC play.
- ★ Freshman Mustapha Heron leads the Tigers in scoring with 16.2 points per game. Danjel Purifoy (14.5) and Jared Harper (12.5) also average double figures.
- ★ The Tigers will start a junior, three freshmen and a redshirt freshmen.
- ★ Wednesday's meeting will be the 140th all-time in the series and the only meeting between the two schools this season.
- ★ Vanderbilt has won 12 consecutive games in the series, dating back to a 68-65 Auburn win on January 6, 2007 in Beard-Eaves Memorial Coliseum.
- ★ The Commodores have a 50-17 all-time record against the Tigers in games played in Nashville and have a 37-13 mark against Auburn in games played at Memorial Gym.

**STAT COMPARISON**

	VU		AUBURN	
	All	SEC	2016-17	SEC
Record	7-6	1-0	10-3	0-1
Scoring Offense	72.9	96.0	80.4	84.0
Scoring Defense	70.0	89.0	73.8	96.0
Scoring Margin	+2.9	+7.0	+6.5	-12.0
FG%	.433	.534	.430	.468
FG% Defense	.443	.574	.409	.517
3FG%	.402	.500	.346	.346
3FG% Defense	.379	.607	.296	.313
Free Throw %	.787	.750	.692	.630
Rebounding	35.9	29.0	37.5	33.0
Rebounding Margin	+3.2	+0.0	-3.2	-5.0
Turnovers/game	13.5	11.0	13.5	13.0
Opponent Turnovers	11.6	15.0	16.8	12.0
Steals	4.2	9.0	8.2	8.0
Blocks	3.8	1.0	5.4	4.0

**CENTER U**

Vanderbilt has turned into Center University in the last nine seasons, with a center posting double digits in all but one of those seasons. Here's a look at the totals from centers since the 2007-08 season.

- 2007-08** - A.J. Ogilvy - 17.0 ppg
- 2008-09** - A.J. Ogilvy - 15.4 ppg
- 2009-10** - A.J. Ogilvy - 13.4 ppg
- 2010-11** - Festus Ezeli - 13.0 ppg
- 2011-12** - Festus Ezeli - 10.1 ppg
- 2013-14** - Damian Jones - 11.3 ppg
- 2014-15** - Damian Jones - 14.5 ppg
- 2015-16** - Damian Jones - 13.9 ppg
- 2016-17** - Luke Kornet - 12.8 ppg

**VU Staff Can Score**

The Vanderbilt men's basketball staff has combined to score a total of 5,486 collegiate points, with head coach Bryce Drew leading the way with 2,142 points. Here's a breakdown of the staff's scoring totals.

Head Coach Bryce Drew, Valparaiso	2,142
Asst. Coach Casey Shaw, Toledo	1,562
Assoc. Head Coach Roger Powell, Jr., Illinois	1,178
Asst. Coach Jake Diebler, Valparaiso	586
<b>Total</b>	<b>5,468</b>

**Kornet Excels in Classroom**

Senior center Luke Kornet has been named to the SEC Academic Honor Roll in the three years he has played at Vanderbilt, and also been named a CoSida All-District Academic Selection in his sophomore and junior seasons. He was also recently named to the NABC Good Works team for his work in the Vanderbilt and Nashville communities.

Kornet is double majoring in computer science and mathematics.

**Memorial Gym close to 1,000**

The matchup with Auburn will be the 994th regular season game played at Memorial Gym.

The Commodores have a 777-216 record at the SEC's oldest facility, a winning percentage of .782.

**Dores Drain Threes**

Vanderbilt made 19 threes against High Point on December 6, which set a new school record for threes in a game, surpassing an 18-three performance at Tennessee on January 8, 2005.

The Commodores also set a new record for most 3-pointers made at Memorial Gym, passing the old mark of 16 that was set on Jan. 8, 1994 vs. South Carolina and then matched on Feb. 11, 1995 vs. Arkansas. The Commodores hit 12 of their 19 3-pointers in the first half.

**VU Makes Gamewinner**

The Commodores made their first game-winning basket in almost four years against Chattanooga on December 17, when Luke Kornet made a three with 2.9 seconds remaining to give VU the 76-74 win over the Mocs.

The game-winner was the first since Kevin Bright made a 15-footer from the baseline on February 27, 2013, to defeat Georgia, 63-62, at Memorial Gym.

**Neutral Site Does**

Vanderbilt has played in four neutral site games already this season - against Minnesota in Sioux Falls, S.D., the season opener vs. Marquette (Veterans Classic, Annapolis, Md.) and the two games at the Continental Tire Las Vegas Invitational (Butler, Santa Clara).

LAST TIME VS. AUBURN

Box SCORE

RECAP



Official Basketball Box Score -- Game Totals -- Final Statistics  
**Vanderbilt vs Auburn**  
 02/13/16 5:00 p.m. at Auburn Arena -- Auburn, Ala.



**Vanderbilt 86 • 15-10, 7-5**

#	Player	Total			3-Ptr			Rebounds			PF	TP	A	TO	Blk	Stl	Min
		FG-FGA	FG-FGA	FT-FTA	FG-FGA	FG-FGA	FT-FTA	Off	Def	Tot							
03	KORNET, Luke	f	2-6	1-3	0-0	0	7	7	0	5	1	1	2	0	26		
11	ROBERSON, Jeff	f	0-4	0-2	0-0	0	5	5	3	0	3	0	0	0	13		
30	JONES, Damian	c	8-12	0-0	1-4	6	3	9	1	17	1	2	1	0	25		
04	BALDWIN IV, Wade	g	3-9	2-4	1-2	1	4	5	1	9	7	1	1	2	21		
05	FISHER-DAVIS, Matthe	g	6-10	4-8	0-0	0	4	4	1	16	2	0	0	0	27		
00	JUSTICE, Camron		3-7	1-3	0-0	0	2	2	1	7	1	0	0	1	9		
02	TOYE, Joe		3-4	0-1	1-1	0	2	2	1	7	1	1	0	0	11		
10	WATKINS, Nathan		1-1	0-0	0-0	0	0	0	1	2	0	0	0	0	3		
13	LACHANCE, Riley		2-8	0-4	0-0	1	3	4	1	4	2	0	0	1	19		
14	JOSEPHS, Carter		0-0	0-0	0-0	0	0	0	1	0	1	0	0	0	4		
20	MCGLOIN, Phillip		0-1	0-1	0-0	0	1	1	0	0	0	0	0	0	2		
21	SEHIC, Samir		0-1	0-1	2-2	0	2	2	3	2	0	0	0	1	11		
24	CRESSLER, Nolan		5-6	1-2	0-1	0	3	3	1	11	1	1	0	1	14		
40	HENDERSON, Josh		3-4	0-0	0-1	1	1	2	0	6	1	0	0	0	15		
Team						1	0	1									
Totals			36-73	9-29	5-11	10	37	47	15	86	21	6	4	6	200		

FG % 1st Half: 16-36 44.4% 2nd half: 20-37 54.1% Game: 36-73 49.3% Deadball Rebounds 3  
 3FG % 1st Half: 3-14 21.4% 2nd half: 6-15 40.0% Game: 9-29 31.0%  
 FT % 1st Half: 2-7 28.6% 2nd half: 3-4 75.0% Game: 5-11 45.5%

**Auburn 57 • 9-15, 3-9**

#	Player	Total			3-Ptr			Rebounds			PF	TP	A	TO	Blk	Stl	Min
		FG-FGA	FG-FGA	FT-FTA	FG-FGA	FG-FGA	FT-FTA	Off	Def	Tot							
05	Bowers, Cinmeon	f	5-9	0-3	2-3	2	13	15	4	12	5	6	0	3	33		
12	Harris, Tyler	f	1-8	0-1	2-2	0	4	4	3	4	0	1	0	1	24		
25	Granger, Jordan	f	1-4	1-3	0-0	0	1	1	1	3	0	0	0	1	22		
31	Waddell, Devin	f	0-1	0-0	0-0	0	1	1	0	0	1	0	0	0	11		
23	Lang, TJ	g	5-18	4-12	0-1	1	1	2	1	14	2	2	0	0	35		
00	Spencer, Horace		1-3	0-0	2-2	1	2	3	4	4	1	1	0	0	14		
02	Brown, Bryce		3-10	2-6	6-7	0	2	2	2	14	2	0	0	0	26		
20	Walker, Jonathan		1-2	1-2	0-0	0	0	0	0	3	0	0	0	0	2		
21	Keim, Patrick		0-2	0-2	0-0	1	1	2	0	0	0	0	0	0	19		
22	Allison, Zach		0-1	0-0	0-0	0	0	0	0	0	0	0	0	0	2		
41	Blackstock, Cole		1-1	0-0	1-1	0	0	0	0	3	0	0	0	0	2		
42	Stockton, Cole		0-0	0-0	0-0	0	1	1	0	0	2	0	0	0	2		
44	Williams, New		0-3	0-3	0-0	0	1	1	1	0	0	0	0	0	6		
52	Tate, Tray		0-0	0-0	0-0	0	1	1	0	0	0	0	0	0	2		
Team						4	1	5									
Totals			18-62	8-32	13-16	9	29	38	16	57	13	12	0	5	200		

FG % 1st Half: 8-34 23.5% 2nd half: 10-28 35.7% Game: 18-62 29.0% Deadball Rebounds 1,1  
 3FG % 1st Half: 3-15 20.0% 2nd half: 5-17 29.4% Game: 8-32 25.0%  
 FT % 1st Half: 5-6 83.3% 2nd half: 8-10 80.0% Game: 13-16 81.3%

Officials: Joe Lindsay, Olandis Poole, Marc Ellard  
 Technical fouls: Vanderbilt-None. Auburn-None.  
 Attendance: 7954

Score by periods	1st	2nd	Total
Vanderbilt	37	49	86
Auburn	24	33	57

Points	In Paint	Off T/O	2nd Chance	Fast Break	Bench
VU	40	18	17	8	39
AU	18	13	10	6	24

Last FG - VU 2nd-01:39, AU 2nd-00:39.  
 Largest lead - VU by 39 2nd-06:40, AU by 2 1st-19:45.  
 VU led for 37:17. AU led for 01:31. Game was tied for 01:12.

Score tied - 1 time.  
 Lead changed - 1 time.

AUBURN (AP) -- Vanderbilt opened the second half with a flurry of 3-pointers to help turn a comfortable lead into a Southeastern Conference road rout.

Damian Jones helped stake Vanderbilt to a double-digit halftime lead and finished with 17 points and nine rebounds in the Commodores' 86-57 romp over Auburn on Saturday.

Vanderbilt (15-10, 7-5 SEC) rapidly grew a healthy 13-point halftime lead into a 20-point margin with three straight 3-pointers to open the second half, including two by Wade Baldwin IV.

"We came out and made those 3s right there in a row and that was a big lift for us and probably is what helped sort of separate us to where we got the game really in our favor," Commodores coach Kevin Stallings said.

The lead ballooned to 39 before he emptied his bench.

Matthew Fisher-Davis added 16 points for Vandy, which turned the game into a blowout with a scorching second half.

Jones, who had 15 points by halftime, made 8 of 12 shots and only played seven minutes in the second half. Jones had six offensive rebounds after being held to nine points in Vandy's last road game at Mississippi.

"He got going right at the beginning," Stallings said. "I don't think that he's been very happy with his last couple of road performances and he wanted to play better on the road tonight, and he did."

Fisher-Davis made four 3-pointers while Baldwin had nine points and seven assists. Nolan Cressler scored 11 points and made 5 of 6 shots.

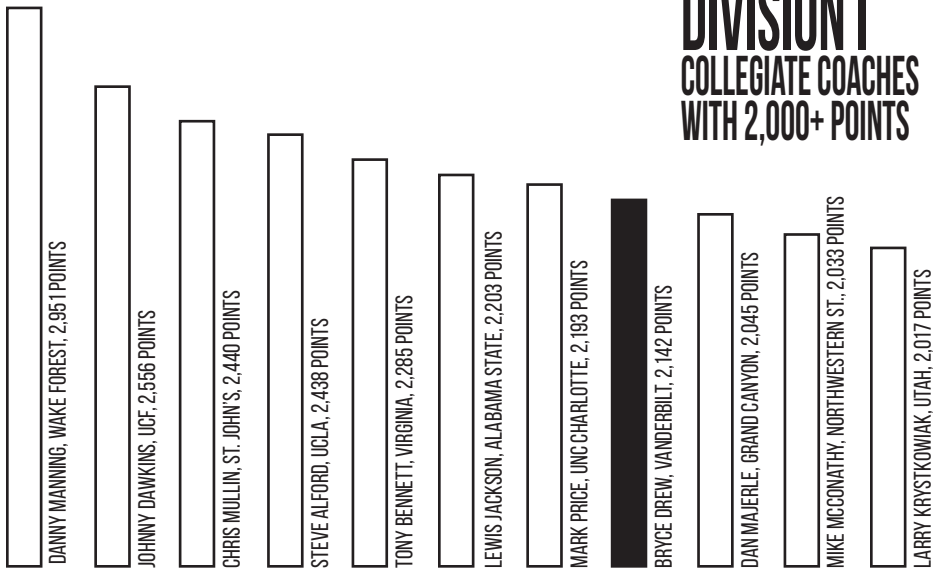
The short-handed Tigers (9-15, 3-9) lost their seventh straight game. Leading scorer Kareem Canty, who had been suspended indefinitely, announced Thursday night that he was leaving school to turn pro.

Without him, the 250-pound Cinmeon Bowers started as the point guard. Bowers had 12 points, 15 rebounds and five assists and was involved in all but eight of Auburn's baskets. Bryce Brown and TJ Lang each had 14 points for the Tigers.

"I told our guys to try not to be discouraged, that there's a lot of opportunity out there," Auburn coach Bruce Pearl said. "We've got a couple of guys that are taking advantage of the opportunity and a couple of guys that haven't yet."

Vanderbilt outrebounded Auburn 47-38 and took good care of the ball. The Commodores dished out 21 assists and had only six turnovers.

Luke Kornet, who had Vandy's second triple double in the initial meeting of the season, had five points, seven rebounds and two blocked shots. The Commodores won both games handily.



## DORES SIGN THREE

Head Coach Bryce Drew inked his first signing class in November, signing 6'2 guard Maxwell Evans, from Houston, Texas, 6'2 guard Saben Lee, from Tempe, Ariz., and Ejike Obinna, a 6'9 center from Enugu, Nigeria.

Evans is the number 16-ranked prospect in the state of Texas and 247sports.com ranks him as the 11th-ranked combo guard nationally.

Lee is a four-star prospect and the number 92-ranked player by Scout.com and the number 17 point guard by 247sports.com.

Obinna attends the Virginia Academy in Ashburn, Va., is a 4-star prospect by ESPN.com and Rivals.com, and is the 107th-ranked prospect in the class of 2017 by 247sports.com.

## Commodores vs. SEC

Vanderbilt is in its 84th SEC season and is a charter member of the league. All time against current members of the conference, Vanderbilt is 698-685.

### 977

Vanderbilt has made a 3-pointer in 977 consecutive games, a streak which began at the inception of the 3-point line in 1986-87. The Commodores rank second only to UNLV for the longest streak in Division I basketball. Vanderbilt, UNLV and Princeton are the only three schools in college basketball to have made at least one 3-pointer in every game played since the 3-point line was implemented.

## NBA Commodores

Vanderbilt was one of only three schools (Kentucky, Washington) with two first-round selections in the 2016 NBA Draft when Wade Baldwin IV was drafted 17th by the Memphis Grizzlies and Damian Jones was selected 30th by the Golden State Warriors. Baldwin IV and Jones became the sixth and seventh first-round picks, respectively, in the history of the program, joining Will Perdue in 1988 (11th, Chicago), Jeff Turner in 1984 (7th, New Jersey), Clyde Lee in 1966 (3rd, San Francisco), and John Jenkins (23rd, Atlanta), and Festus Ezeli (30th, Golden State) in 2012.

## First Time This Season

With the win over Chattanooga on December 17, Vanderbilt won its first game this season when: trailing at halftime, trailing with five minutes remaining, tied with two minutes remaining, in a game decided by 3 points or less, when outshot by an opponent, when outrebounded by an opponent, and when an opponent scores 70 points or more.

## Fisher-Davis in Top 10 for 3's

Matthew Fisher-Davis now has 187 threes in his Vanderbilt career and is in 10th place in career threes made on the Commodores' all-time list. Fisher-Davis is 10 short of ninth place Mario Moore, who played from 2003-06.

## Commodores make 16 3's vs LSU


Vanderbilt made 16 of 32 threes in route to a 96-89 win over LSU on December 29, the Commodores third game this season making 15 or more threes.

On December 29, the two teams combined to make 33 three pointers, which set a new SEC record for combined threes in a game.

## Vanderbilt Basketball History

This is the 114th year of Vanderbilt basketball, with the first season taking place in 1900-01. There were no teams in 1904-05 and 1905-06.

## HEAD COACH BRYCE DREW



### THE DREW FILE

**High School:** Valparaiso (Ind.), '94  
**College:** Bachelor of Arts In Sports Management, Valparaiso, '98  
**Family:** Wife, Tara, son Bryson (2)



### DREW THROUGH THE YEARS

Year	School	Position	W-L	Conf.	Postseason
2017	Vanderbilt	Head Coach	7-6	1-0	-
2016	Valparaiso	Head Coach	30-7	16-2	NIT Finals
2015	Valparaiso	Head Coach	28-6	13-3	NCAA Second Round
2014	Valparaiso	Head Coach	18-16	9-7	Colleg Insider.com First Round
2013	Valparaiso	Head Coach	26-8	13-3	NCAA Second Round
2012	Valparaiso	Head Coach	22-12	14-4	NIT First Round
2011	Valparaiso	Assistant Coach	23-12	12-6	Colleg Insider.com First Round
2010	Valparaiso	Assistant Coach	15-17	10-8	-
2009	Valparaiso	Assistant Coach	9-22	5-13	-
2008	Valparaiso	Assistant Coach	22-14	9-9	College Basketball Invite 2nd Rd.
2007	Valparaiso	Assistant Coach	16-15	9-5	-
2006	Valparaiso	Assistant Coach	17-12	8-8	-
2005	Valencia (Spain)	Player	38-14		Champions League Second Round
2004	New Orleans (NBA)	Player	41-41		East 1st round
2003	New Orleans (NBA)	Player	47-35		East 1st round
2002	Charlotte (NBA)	Player	44-38		East Semifinals
2001	Chicago (NBA)	Player	15-67		-
2000	Houston (NBA)	Player	34-48		-
1999	Houston (NBA)	Player	31-19		West 1st round
1998	Valparaiso	Player	23-10	13-3	NCAA Regional Semifinals
1997	Valparaiso	Player	24-7	13-3	NCAA First Round
1996	Valparaiso	Player	22-10	13-5	NCAA First Round
1995	Valparaiso	Player	20-8	14-4	-
<b>Head Coach Totals</b>			<b>131-55</b>	<b>66-19</b>	
<b>Totals at Vanderbilt (Head Coach)</b>			<b>7-6</b>	<b>1-0</b>	
<b>Totals at Valparaiso (Head Coach)</b>			<b>124-49</b>	<b>65-19</b>	
<b>Totals at Valparaiso (Assistant)</b>			<b>102-92</b>	<b>53-49</b>	
<b>Totals at Valparaiso (playing)</b>			<b>89-35</b>	<b>53-15</b>	
<b>Totals as NBA Player</b>			<b>212-248</b>		

<b>3</b>	Three-time Horizon League Coach of the Year
<b>25</b>	Averaged 25 wins a year in five years at Valparaiso
<b>27</b>	27th coach in Vanderbilt basketball history, and ninth of the modern era.
<b>4</b>	Postseason appearances as a head coach, including two in the NCAA Tournament and two in the NIT.
<b>15</b>	Coached 15 All-Horizon League honorees.
<b>30</b>	Won 30 games with Valparaiso in 2015-16.
<b>2,142</b>	Career points scored at Valparaiso - the most in the program's history. He is also the program's leader in 3-pointers made (364) and assists (626).
<b>2</b>	Two-time NABC District 12 Coach of the Year
<b>6</b>	Played six seasons in the NBA... Two with Houston, one with Chicago, and three with Charlotte/New Orleans
<b>1,000</b>	Scored over 1,000 points in his NBA career.
<b>12</b>	Played alongside 12 NBA All-Stars
<b>3</b>	Played with three players named among the Top 50 NBA Players of All Time - Charles Barkley, Hakeem Olajuwon, and Scottie Pippen
<b>18</b>	Has won 18 or more games each season as a head coach.

**VANDERBILT  
ATHLETIC COMMUNICATIONS**

**INTERVIEW POLICY**

Vanderbilt head coach Bryce Drew and selected Vanderbilt players will be available to the media before practice on a weekly basis during the non-conference season, and bi-weekly during the SEC season.

The times for those media sessions will be emailed to media members in advance of those pre-practice interviews.

Media may photograph the first 20 minutes of practice. All practices are closed to the public.

**POSTGAME INTERVIEW POLICY**

Vanderbilt head coach Bryce Drew will enter the Memorial Gym interview room after the NCAA-mandated 10-minute cooling off period, and after the visiting team makes an appearance in the interview room.

**VUCOMMODORES.COM**

The official website of Vanderbilt athletics, vucommo- dore.com, includes pregame notes, season statistics, videos of press conferences and meetings with the media, live stats, twitter feeds, and streaming audio and video of everything that is Commodore athletics.

**@VANDYMBB**

The official Twitter feed of Vanderbilt men's basketball, follow the latest information and get breaking news on Com- modore basketball.

**VU QUICK FACTS**

**Location** ..... Nashville, Tenn.  
**Founded** ..... 1873  
**Conference** ..... Southeastern  
**Enrollment** ..... 6,738  
**Nickname** ..... Commodores  
**Colors** ..... Black and Gold  
**Home Arena** ..... Memorial Gymnasium (14,316)  
**Chancellor** ..... Nicholas Zeppos  
**Vice Chancellor** ..... David Williams II  
**Faculty Rep.** ..... Dr. Susan Wentz

**Athletic Communications**

**Men's Basketball SID** ..... Andy Boggs  
**Media Relations Address** ..... 2601 Jess Neely Dr.  
 ..... Nashville, TN 37212  
**Office Phone** ..... (615) 343-1847  
**E-Mail** ..... Andy.Boggs@Vanderbilt.edu

**INS AND OUTS**

<b>Career Games Played</b>				
Player	Games	Starts	Cons.	Starts
Luke Kornet	106	54		17
Nolan Cressler	102	46		-
Riley LaChance	81	67		13
Matthew Fisher-Davis	79	52		26
Jeff Roberson	78	62		16
Joe Toye	43	0		0
Payton Willis	13	7		7
Djery Baptiste	13	1		0
Clevon Brown	12	0		0

<b>Double-Digit Scoring Games</b>				
Player	Career (Record)	'16-17	Cons.	
Riley LaChance	41 (28-13)	6 (5-1)		1 (1-0)
Luke Kornet	40 (27-13)	8 (5-3)		1 (1-0)
M. Fisher-Davis	38 (24-14)	11 (7-4)		5 (3-2)
Jeff Roberson	29 (21-8)	9 (6-3)		-
Nolan Cressler	45	3 (2-1)		2 (1-1)
Joe Toye	4 (2-2)	1 (1-0)		-
Camron Justice	2 (2-0)	-		-
Payton Willis	4 (4-0)	4 (4-0)		1 (1-0)

<b>Double-Digit Rebounding Games</b>				
Player	Career	'16-17	Cons.	
Luke Kornet	8 (8-0)	-		-
Jeff Roberson	9 (8-1)	3 (2-1)		1 (1-0)
M. Fisher-Davis	1 (1-0)	-		-

<b>Double-Doubles</b>				
Player	Career	'16-17	Cons.	
Luke Kornet	5 (5-0)	-		-
Jeff Roberson	7 (6-1)	2 (1-1)		-
Matthew Fisher-Davis	1 (1-0)	-		-

**SEC PRESEASON POLL**

**Preseason Media Poll, Pts**

- Kentucky
- Florida
- Texas A&M
- Georgia
- Arkansas
- Vanderbilt**
- Alabama
- South Carolina
- Ole Miss
- Mississippi State
- Auburn
- LSU
- Tennessee
- Missouri

**First Team All-SEC**

- Moses Kingsley\* – Arkansas, F, Sr.
- J.J. Frazier – Georgia, G, Sr.
- Edrice "Bam" Adebayo – Kentucky, F, Fr.
- De'Aaron Fox – Kentucky, G, Fr.
- Tyler Davis – Texas A&M, C, So.

**Second Team All-SEC**

- KeVaughn Allen – Florida, G, So.
- Yante Maten – Georgia, F, Jr.
- Isaiah Briscoe – Kentucky, G, So.
- Malik Monk – Kentucky, G, Fr.
- Antonio Blakeney – LSU, G, So.
- Quinnndary Weatherspoon – Mississippi State, G, So.

**Luke Kornet – Vanderbilt, F, Sr.**

**SEC Player of the Year:** Moses Kingsley, Arkansas

**2016-17 TRENDS**

Winning Opening Tip .....	5-5
Losing Opening Tip .....	2-1
VU Scores First .....	3-4
Opponent Scores First .....	4-2
Leading at Halftime .....	6-3
Trailing at Halftime .....	1-3
Tied at Halftime .....	0-0
Leading with Five Minutes Remaining .....	6-1
Trailing with Five Minutes Remaining .....	1-5
Tied with Five Minutes Remaining .....	0-0
Leading with Two Minutes Remaining .....	6-0
Trailing with Two Minutes Remaining .....	0-4
Tied with Two Minutes Remaining .....	1-1
Overtime .....	0-0
Games Decided by Three Points or Less .....	1-1
Games Decided by 4-10 Points .....	2-3
Games Decided by 11-20 Points .....	1-0
Games Decided by 21-plus Points .....	3-2
VU Shoots 50% or Better .....	4-0
VU Shoots 40% or Better .....	6-2
VU Shoots Lower Than 40% .....	1-4
Opponent Shoots 50% or Better .....	2-2
Opponent Shoots 40% or Better .....	5-4
Opponent Shoots Lower Than 40% .....	2-2
VU Outshoots Opponent .....	5-1
VU Outshot by Opponent .....	2-5
Shoot Same Percentage .....	0-0
VU Scores 70 Points or More .....	7-2
VU Scores Less Than 70 Points .....	0-4
VU Scores 80 Points or More .....	4-0
VU Scores 90 Points or More .....	2-0
Opponent Scores 70 Points or More .....	2-4
Opponent Scores Less Than 70 Points .....	5-2
Opponent Scores 80 Points or More .....	1-1
Opponent Scores 90 Points or More .....	0-1
Makes More 3-Pointers Than Opponent .....	5-2
Makes Fewer 3-Pointers Than Opponent .....	1-4
3-Pointers are Equal .....	1-0
Outrebounds Opponent .....	5-2
Outrebounded by Opponent .....	1-4
Rebounds are Equal .....	1-0
Playing on National TV .....	4-4
Playing on Regional TV .....	0-0
Online Only .....	3-2
Playing on Weekday .....	6-5
Playing on Weekend .....	1-1
Game Tips Before 6 p.m. CT (afternoons) .....	0-1
Game Tips After 6 p.m. CT (evenings) .....	7-5
In White Uniforms .....	3-1
In Gold Uniforms .....	2-0
In Black Uniforms .....	2-3
In Grey Uniforms .....	0-2
In November .....	4-3
In December .....	3-3
In January .....	0-0
In February .....	0-0
In March .....	0-0
Home .....	5-1
Neutral .....	1-3
Away .....	1-2
<b>Conferences</b>	
vs. Non-Conference .....	6-6
Big East .....	0-2
Ohio Valley .....	2-0
MEAC .....	1-0
Patriot League .....	0-1
West Coast .....	1-0
Big Ten .....	0-1
Big South .....	1-0
Conference USA .....	0-1
Southern Conference .....	1-0
Atlantic 10 .....	0-1
Vs. SEC .....	1-0
<b>Lineups</b>	
Kornet, Roberson, Fisher-Davis, LaChance, Cressler .....	2-2
Kornet, Baptiste, Roberson, Fisher-Davis, LaChance .....	0-1
Kornet, Roberson, Fisher-Davis, LaChance, Willis .....	5-3

LAST TIME OUT

Box Score vs. LSU



Official Basketball Box Score -- Game Totals -- Final Statistics  
**Vanderbilt vs LSU**  
 12/29/16 8:00 PM at Baton Rouge, La. (Maravich Center)



Vanderbilt 96 • 7-6 (1-0 SEC)

##	Player	Total			3-Ptr			Rebounds			PF	TP	A	TO	Blk	Stl	Min
		FG	FGA	FT	FTA	FG	FGA	FT	FTA	Off							
03	KORNET, Luke	f	5-7	2-4	2-2	1	3	4	3	14	2	0	0	2	33		
11	ROBERSON, Jeff	f	2-8	0-3	2-3	5	6	11	2	6	6	3	1	2	37		
01	WILLIS, Payton	g	4-7	3-6	0-0	0	0	0	1	11	2	3	0	2	22		
05	FISHER-DAVIS, Matthe	g	5-13	4-9	9-12	0	4	4	2	23	0	2	0	0	29		
13	LACHANCE, Riley	g	8-13	4-7	4-5	0	1	1	1	24	5	1	0	1	36		
02	TOYE, Joe		3-5	2-2	0-0	0	2	2	3	8	1	0	0	1	11		
12	BAPTISTE, Djery		0-1	0-0	0-0	1	0	1	2	0	0	0	0	9			
24	CRESSLER, Nolan		4-4	1-1	1-2	1	2	3	1	10	2	1	0	1	23		
Team						1	2	3									
Totals			31-58	16-32	18-24	9	20	29	15	96	18	11	1	9	200		

FG % 1st Half: 16-32 50.0% 2nd half: 15-26 57.7% Game: 31-58 53.4% Deadball Rebounds 1  
 3FG % 1st Half: 8-16 50.0% 2nd half: 8-16 50.0% Game: 16-32 50.0%  
 FT % 1st Half: 5-5 100.0 2nd half: 13-19 68.4% Game: 18-24 75.0%

LSU 89 • 8-4 (0-1 SEC)

##	Player	Total			3-Ptr			Rebounds			PF	TP	A	TO	Blk	Stl	Min
		FG	FGA	FT	FTA	FG	FGA	FT	FTA	Off							
01	REATH, Duop	f	2-4	0-0	1-2	0	2	2	2	5	0	6	2	1	32		
21	EPPS, Aaron	f	1-3	0-0	1-2	1	3	4	5	3	1	3	0	0	22		
00	SAMPSON, Brandon	g	4-7	4-5	0-0	0	1	1	1	12	1	4	0	1	24		
02	BLAKENEY, Antonio	g	8-13	2-6	6-7	1	6	7	0	24	2	1	1	1	33		
04	MAYS, Skylar	g	3-4	3-3	2-2	1	1	2	1	11	4	0	0	0	18		
03	ROBINSON III, Elbert		0-0	0-0	0-0	0	0	0	1	0	0	0	0	0	4		
10	JENKINS, Branden		2-6	1-3	0-2	0	1	1	3	5	2	0	0	0	19		
11	PATTERSON, Jalyln		4-7	3-5	0-0	0	3	3	1	11	6	0	0	2	26		
20	BRIDGEWATER, Brian		2-2	0-0	0-0	1	0	1	2	4	0	0	0	0	2		
44	SIMS, Wayde		5-8	4-6	0-1	1	5	6	1	14	2	1	0	2	20		
Team						1	1	2									
Totals			31-54	17-28	10-16	6	23	29	17	89	18	15	3	7	200		

FG % 1st Half: 13-25 52.0% 2nd half: 18-29 62.1% Game: 31-54 57.4% Deadball Rebounds 3  
 3FG % 1st Half: 9-13 69.2% 2nd half: 8-15 53.3% Game: 17-28 60.7%  
 FT % 1st Half: 7-8 87.5% 2nd half: 3-8 37.5% Game: 10-16 62.5%

Officials: Anthony Jordan, Mike Nance, Ron Groover  
 Technical fouls: Vanderbilt-None. LSU-None.  
 Attendance: 7853

Score by periods	1st	2nd	Total
Vanderbilt	45	51	96
LSU	42	47	89

Points	In Paint	Off T/O	2nd Chance	Fast Break	Bench
VU	24	30	12	0	18
LSU	22	18	7	4	34

Last FG - VU 2nd-01:49, LSU 2nd-00:31.  
 Largest lead - VU by 20 2nd-09:05, LSU by 3 1st-16:59.  
 VU led for 36:06. LSU led for 02:34. Game was tied for 01:20.

Score tied - 4 times.  
 Lead changed - 4 times.

Team Notes:

- ★ Vanderbilt improved to 7-6 on the season and 1-0 in the SEC with the win over LSU.
- ★ The win was Bryce Drew's first SEC win as Vanderbilt's head coach.
- ★ The win against the Tigers ended a five game losing streak to LSU.
- ★ Thursday marked the first time that Vanderbilt had won its conference road opener since defeating South Carolina, 67-57, on January 10, 2012. The win over LSU on the road was Vanderbilt's first 1-0 conference start with a road game win since opening SEC play at Alabama on January 3, 1989, with a 68-67 victory over the Crimson Tide.
- ★ The 96 points scored was the most by a Vanderbilt team in SEC play since the Commodores scored 102 in a 102-76 win at Ole Miss on February 16, 2012.
- ★ The Commodores made 16 threes (16-32) on the night, the third time this season Vanderbilt has made 15 or more threes in a game (Santa Clara, High Point).
- ★ Combined, the two teams made 33 threes, which set a new SEC record for combined threes in a game.
- ★ Both teams made 31 field goals on the night, and both teams had 29 rebounds. The Commodores had 30 points off of turnovers, compared to 18 for LSU, and Vanderbilt made eight more free throws (18-24) than the Tigers (10-16).
- ★ Vanderbilt had a season-high nine steals on the night.

Player Notes:

- ★ Riley LaChance scored a season-high 24 points, his third career 20+-point game and his first since scoring 26 points against Western Carolina on Dec. 16, 2014. LaChance was 8-13 from the floor and 4-9 from three. He also added five assists and a steal in 36 minutes of action.
- ★ Matthew Fisher-Davis added his fourth 20+-point game of the season and his second in a row with a 23-point effort against LSU. Fisher-Davis was 5-13 from the floor and 4-9 from three. He was also 9-12 from the charity stripe. His nine free throws made tied a career high.
- ★ Luke Kornet (14), Payton Willis (11), and Nolan Cressler (10) also added double figures.
- ★ Jeff Roberson added 11 rebounds, his ninth career game with double figure rebounds and fourth of the 2016-17 season. He also added a career-high six assists.

RECAP

BATON ROUGE (AP) -- Riley LaChance knocked down four 3-pointers and scored a season-high 24 points as Vanderbilt defeated LSU 96-89 in the Southeastern Conference opener for both teams Thursday night.

The teams combined to set an SEC record with 33 treys. Vanderbilt (7-6) was 16-of-32 from deep while LSU (8-4) matched the school record with 17 made 3-pointers in 28 attempts.

"Our guys have been practicing well and playing well the last two weeks," said coach Bryce Drew, who is in his first season as Vanderbilt coach. "We need to shoot the ball well because that is something we are capable of doing. Riley stepped up and made big plays down the stretch."

LaChance scored nine straight points during the last three minutes as the Commodores held off the Tigers. LaChance hit a jumper, a trey and knocked down four straight from the line after LSU pulled within six points, 85-79.

"We knew we had to go on a run at that point," LaChance said. "Coach Drew drew up some stuff and we executed. We made shots when we were open, but we need to be better on defense. We knew we needed to get a road win."

Five Commodores scored in double figures, including Matthew Fisher-Davis (23 points) and Luke Kornet (14). Vanderbilt turned 15 LSU turnovers into 30 points.

The Tigers, who trailed by 20 points with nine minutes remaining in the game, were led by Antonio Blakeney with 24 points. Wayde Sims came off the bench to add 14.

"We knew the type of defense that needed to be played and we allowed them to get comfortable," LSU coach Johnny Jones said. "In the second half, it played out the same. They got off to a good start and made it an uphill battle for us. Most nights when you score 89 points, you're going to win the game."

BIG PICTURE

Vanderbilt: The Commodores ended a three-game losing streak against LSU by shooting the ball very well. Vanderbilt shot 53 percent from the field (31-of-58), including 50 percent from distance (16-of-32), and made 75 percent from the line (18-of-24).

LSU: The Tigers lost their first home game of the season following seven victories against non-conference opponents. LSU dropped its SEC opener for the fourth time in Johnny Jones' five seasons as coach.

ROAD TOUGH

Vanderbilt had played half of its pre-conference games away from home. The Commodores lost five of those six games, including defeats by at least 20 points to Marquette and Middle Tennessee. "We talked about our difficult non-conference schedule," Vanderbilt coach Bryce Drew said. "Those games helped us. We had been on the road and we were used to it."

LONG-BALL SHOOTERS

Six Vanderbilt players were responsible for its 16 3-pointers. Both Matthew Fisher-Davis and Riley LaChance made four from behind the 3-point line. Payton Willis matched his season-high with three. Luke Kornet and Joe Toye each connected on a pair while Nolan Cressler made one. The Commodores made 19 shots from behind the arc against High Point.





Official Basketball Box Score - Game Totals - Final Statistics  
**Vanderbilt vs Marquette**  
 11/11/16 6:37 PM at Annapolis, Md. (Alumni Hall)



**Vanderbilt 71 • 0-1**

##	Player	Total		3-Ptr		Rebounds			PF	TP	A	TO	Blk	Stl	Min
		FG-FGA	FG-FGA	FT-FTA	Off	Def	Tot								
03	KORNET, Luke	4-9	1-4	6-6	0	5	5	3	15	1	3	2	0	23	
11	ROBERSON, Jeff	3-11	1-4	2-2	4	6	10	0	9	2	5	0	1	33	
05	FISHER-DAVIS, Matthe	4-10	2-5	2-2	0	0	0	0	12	1	4	0	0	22	
13	LACHANCE, Riley	3-5	2-3	1-2	0	2	2	0	9	2	1	1	0	33	
24	CRESSLER, Nolan	3-8	1-1	0-0	3	6	9	1	7	1	3	0	0	19	
00	JUSTICE, Camron	1-5	0-3	0-0	0	2	2	0	2	3	1	0	1	19	
01	WILLIS, Payton	1-3	0-1	1-6	1	1	2	0	3	1	0	0	1	8	
02	TOYE, Joe	2-4	0-2	4-6	1	1	2	1	8	2	1	0	0	21	
12	BAPTISTE, Djery	0-1	0-0	1-2	0	1	1	4	1	0	0	1	1	9	
15	BROWN, Clevon	2-2	1-1	0-0	1	1	2	1	5	0	1	1	0	13	
Team					1	1	2								
Totals		23-58	8-24	17-26	11	26	37	10	71	13	19	5	4	200	

FG % 1st Half: 14-33 42.4% 2nd half: 9-25 36.0% Game: 23-58 39.7% Deadball Rebounds 4  
 3FG % 1st Half: 5-13 38.5% 2nd half: 3-11 27.3% Game: 8-24 33.3%  
 FT % 1st Half: 7-10 70.0% 2nd half: 10-16 62.5% Game: 17-26 65.4%

**Marquette 95 • 1-0**

##	Player	Total		3-Ptr		Rebounds			PF	TP	A	TO	Blk	Stl	Min
		FG-FGA	FG-FGA	FT-FTA	Off	Def	Tot								
40	FISCHER, Luke	7-9	0-0	4-4	3	4	7	3	18	3	0	3	2	32	
00	HOWARD, Markus	0-2	0-0	0-0	0	0	0	4	0	2	1	0	0	11	
22	REINHARDT, Katin	4-14	1-6	0-0	0	4	4	1	9	3	2	0	2	26	
20	JOHNSON, Jajuan	9-13	3-5	0-0	1	3	4	3	21	3	1	1	6	29	
25	CHEATHAM, Haanif	6-11	3-5	0-0	0	6	6	1	15	3	1	0	2	28	
01	WOLSON, Duane	4-6	1-2	0-0	0	3	3	1	9	0	2	0	0	14	
05	COHEN III, Sandy	0-1	0-0	0-0	1	1	2	1	0	0	2	0	0	5	
10	HAUSER, Sam	5-8	4-7	0-0	1	2	3	2	14	1	0	0	1	19	
12	HELDT, Matt	1-1	0-0	0-1	0	1	1	4	2	0	2	0	0	3	
21	CARTER, Traci	3-6	1-3	0-0	3	1	4	2	7	5	0	0	0	19	
30	ROWSEY, Andrew	0-3	0-3	0-0	0	2	2	1	0	2	0	0	0	14	
Team					1	2	3								
Totals		39-74	13-31	4-5	10	29	39	23	95	22	12	4	13	200	

FG % 1st Half: 16-35 45.7% 2nd half: 23-39 59.0% Game: 39-74 52.7% Deadball Rebounds 0  
 3FG % 1st Half: 3-12 25.0% 2nd half: 10-19 52.6% Game: 13-31 41.9%  
 FT % 1st Half: 4-5 80.0% 2nd half: 0-0 0.0% Game: 4-5 80.0%

Officials: Michael Stephens, James Breeding, Les Jones  
 Technical fouls: Vanderbilt-None. Marquette-None.  
 Attendance: 2016 Veterans Classic

Score by periods	1st	2nd	Total
Vanderbilt	40	31	71
Marquette	39	56	95

Points	In	Off	2nd	Fast	Bench
	Paint	T/O	Chance	Break	
VU	22	11	9	2	19
MU	44	35	19	19	32

Last FG - VU 2nd-00:00, MU 2nd-01:35.  
 Largest lead - VU by 1 1st-00:25, MU by 32 2nd-03:51.  
 VU led for 01:23. MU led for 35:25. Game was tied for 03:12.

Score tied - 5 times.  
 Lead changed - 2 times.



Official Basketball Box Score - Game Totals - Final Statistics  
**Belmont vs Vanderbilt**  
 11/15/16 8 p.m. at Nashville, Tenn. (Memorial Gym)



**Belmont 66 • 0-1**

##	Player	Total		3-Ptr		Rebounds			PF	TP	A	TO	Blk	Stl	Min
		FG-FGA	FG-FGA	FT-FTA	Off	Def	Tot								
32	EKEKEZE, Amanze	7-10	3-5	1-1	1	4	5	4	18	1	1	0	0	26	
35	BRADDS, Evan	6-15	1-2	6-10	1	7	8	2	19	1	1	1	1	31	
01	LUKE, Austin	2-7	1-6	0-0	0	3	3	2	5	6	0	1	1	29	
03	WINDLER, Dylan	3-5	1-3	0-0	4	2	6	2	7	2	0	1	0	28	
20	BARNETTE, Taylor	3-15	3-13	2-2	1	3	4	3	11	2	3	0	0	35	
02	SMITH, Nick	1-6	0-5	0-0	1	0	1	4	2	0	0	0	1	17	
11	MCCLAIN, Kevin	2-8	0-5	0-0	1	0	1	2	4	3	2	0	0	15	
21	SAMPSON, Burton	0-1	0-1	0-0	0	0	0	0	0	0	0	0	0	8	
24	BANKERT, Michael	0-0	0-0	0-0	1	1	2	0	0	0	0	0	0	1	
31	LESTER, Josh	0-0	0-0	0-0	0	0	0	1	0	0	0	0	0	0+	
41	HADDEN, Tyler	0-1	0-1	0-0	0	0	0	3	0	0	0	0	0	4	
50	ADELSPERGER, Seth	0-0	0-0	0-0	0	1	1	0	0	0	0	0	0	2	
Team					0	2	2								
Totals		24-68	9-41	9-13	10	23	33	23	66	15	9	2	4	200	

FG % 1st Half: 9-30 30.0% 2nd half: 15-38 39.5% Game: 24-68 35.3% Deadball Rebounds 3  
 3FG % 1st Half: 1-18 5.6% 2nd half: 8-23 34.8% Game: 9-41 22.0%  
 FT % 1st Half: 2-2 100.0% 2nd half: 7-11 63.6% Game: 9-13 69.2%

**Vanderbilt 80 • 1-1**

##	Player	Total		3-Ptr		Rebounds			PF	TP	A	TO	Blk	Stl	Min
		FG-FGA	FG-FGA	FT-FTA	Off	Def	Tot								
03	KORNET, Luke	4-9	0-0	12-16	2	5	7	1	20	2	3	3	0	29	
11	ROBERSON, Jeff	4-8	2-4	0-0	2	6	8	5	10	4	1	0	0	33	
05	FISHER-DAVIS, Matthe	4-10	3-6	5-5	0	3	3	0	16	0	2	0	0	34	
13	LACHANCE, Riley	1-3	1-1	2-2	0	3	3	0	5	4	1	0	0	24	
24	CRESSLER, Nolan	2-5	1-2	0-0	1	4	5	3	5	3	0	0	1	28	
00	JUSTICE, Camron	1-2	1-1	0-0	0	1	1	0	3	0	1	0	0	6	
01	WILLIS, Payton	3-5	1-3	3-4	1	0	1	1	10	0	2	0	1	16	
02	TOYE, Joe	1-3	0-1	1-2	0	6	6	0	3	0	1	0	0	14	
12	BAPTISTE, Djery	3-5	0-0	2-2	0	3	3	4	8	0	2	0	0	11	
15	BROWN, Clevon	0-0	0-0	0-0	0	0	0	1	0	0	0	1	0	5	
Team					1	3	4								
Totals		23-50	9-18	25-31	7	34	41	15	80	13	14	4	2	200	

FG % 1st Half: 14-26 53.8% 2nd half: 9-24 37.5% Game: 23-50 46.0% Deadball Rebounds 3,1  
 3FG % 1st Half: 6-9 66.7% 2nd half: 3-9 33.3% Game: 9-18 50.0%  
 FT % 1st Half: 2-4 50.0% 2nd half: 23-27 85.2% Game: 25-31 80.6%

Officials: Olandis Poole, Bart Lenox, Jason Baker  
 Technical fouls: Belmont-None. Vanderbilt-None.  
 Attendance: 9116

Score by periods	1st	2nd	Total
Belmont	21	45	66
Vanderbilt	36	44	80

Points	In	Off	2nd	Fast	Bench
	Paint	T/O	Chance	Break	
BEL	28	8	7	3	6
VU	24	3	12	3	24

Last FG - BEL 2nd-00:56, VU 2nd-01:17.  
 Largest lead - BEL by 2 1st-19:45, VU by 16 1st-01:41.  
 BEL led for 00:15. VU led for 39:30. Game was tied for 00:15.

Score tied - 0 times.  
 Lead changed - 1 time.



Official Basketball Box Score - Game Totals - Final Statistics  
**Norfolk State vs Vanderbilt**  
 11/18/16 7 p.m. at Nashville, Tenn. (Memorial Gym)



**Norfolk State 52 • 2-2**

##	Player	Total		3-Ptr		Rebounds			PF	TP	A	TO	Blk	Stl	Min
		FG-FGA	FG-FGA	FT-FTA	Off	Def	Tot								
22	LONG, Alex	1-9	0-0	1-2	2	3	5	3	3	0	3	0	0	20	
05	GELLINEAU, Bryan	0-1	0-0	0-0	0	1	1	3	0	0	4	1	0	12	
02	ROBINSON, Zaynah	2-8	0-1	2-2	0	2	2	1	6	1	0	1	0	30	
03	WADE, Jonathan	6-14	1-4	7-9	2	6	8	2	20	0	2	0	1	36	
04	GOSS, Micah	1-6	1-4	0-0	0	1	1	1	3	0	0	0	0	16	
00	WARD, Carrington	2-10	0-1	0-0	1	2	3	0	4	1	1	0	1	22	
13	ALLEN, Stavian	0-0	0-0	0-0	0	2	2	3	0	0	0	0	0	8	
20	BROWN, Alex	0-1	0-0	0-0	0	0	0	0	0	0	0	0	0	7	
24	WILLIAMS, Kyle	0-1	0-1	0-0	0	0	0	0	0	0	0	0	0	11	
44	ROBINSON, Dan	3-5	0-0	1-1	3	1	4	4	7	0	0	0	0	22	
45	BUTLER, Jordan	3-5	0-0	3-6	2	2	4	4	9	0	2	0	0	16	
Team					3	3	6								
Totals		18-60	2-11	14-20	13	23	36	21	52	2	12	1	3	200	

FG % 1st Half: 9-31 29.0% 2nd half: 9-29 31.0% Game: 18-60 30.0% Deadball Rebounds 2  
 3FG % 1st Half: 2-5 40.0% 2nd half: 0-6 0.0% Game: 2-11 18.2%  
 FT % 1st Half: 8-11 72.7% 2nd half: 6-9 66.7% Game: 14-20 70.0%

**Vanderbilt 75 • 2-1**

##	Player	Total		3-Ptr		Rebounds			PF	TP	A
----	--------	-------	--	-------	--	----------	--	--	----	----	---



Official Basketball Box Score - Game Totals - Final Statistics  
**Vanderbilt vs Butler**  
 11/24/16 5:00pm at Orleans Arena, Las Vegas, NV



**Vanderbilt 66 • 2-3**

#	Player	Total		3-Ptr		Rebounds			PF	TP	A	TO	Blk	Stl	Min
		FG-FGA	FT-FTA	FG-FGA	FT-FTA	Off	Def	Tot							
03	KORNET, Luke	2-11	1-5	0-0	1	4	5	3	5	1	4	2	0	28	
11	ROBERSON, Jeff	3-5	0-2	5-6	0	4	4	4	11	1	2	1	1	25	
12	BAPTISTE, Djery	1-3	0-0	0-0	1	1	2	3	2	0	2	0	0	17	
05	FISHER-DAVIS, Matthe	1-3	0-2	0-0	1	2	3	0	2	0	0	0	1	11	
13	LACHANCE, Riley	2-6	1-2	2-2	1	3	4	3	7	6	2	0	0	34	
00	JUSTICE, Camron	0-2	0-1	1-2	0	1	1	2	1	1	0	0	0	10	
01	WILLIS, Payton	5-8	2-5	5-6	1	2	3	2	17	2	2	1	0	27	
02	TOYE, Joe	3-5	0-1	1-2	0	2	2	4	7	0	1	0	1	14	
15	BROWN, Clevon	2-4	2-2	0-0	2	2	4	2	6	0	1	0	0	16	
20	MCGLOIN, Phillip	0-0	0-0	0-0	0	0	0	1	0	0	0	0	0	0+	
24	CRESSLER, Nolan	3-5	1-2	1-1	0	3	3	5	8	0	2	0	2	18	
	Team				1	1	2								
	Totals	22-52	7-22	15-19	8	25	33	29	66	11	16	4	5	200	

FG % 1st Half: 11-28 39.3% 2nd half: 11-24 45.8% Game: 22-52 42.3%  
 3FG % 1st Half: 4-12 33.3% 2nd half: 3-10 30.0% Game: 7-22 31.8%  
 FT % 1st Half: 8-10 80.0% 2nd half: 7-9 77.8% Game: 15-19 78.9%

**Butler 76 • 5-0**

#	Player	Total		3-Ptr		Rebounds			PF	TP	A	TO	Blk	Stl	Min
		FG-FGA	FT-FTA	FG-FGA	FT-FTA	Off	Def	Tot							
04	WIDEMAN, Tyler	1-4	0-0	6-6	6	1	7	2	8	1	3	0	0	27	
30	MARTIN, Kelan	3-12	1-5	7-10	0	3	3	4	14	2	2	0	3	30	
45	CHRABASCZ, Andrew	3-7	2-3	4-4	3	7	10	2	12	3	1	0	1	37	
00	WOODSON, Avery	2-6	1-4	0-0	0	4	4	2	5	2	0	0	0	17	
01	LEWIS, Tyler	4-9	1-4	6-10	0	2	2	0	15	4	2	0	0	30	
03	BALDWIN, Kamar	5-7	2-3	0-0	0	1	1	3	12	1	1	0	1	27	
11	SAVAGE, Kethan	1-1	0-0	0-2	0	1	1	0	2	0	0	0	0	6	
20	BADDLEY, Henry	0-0	0-0	0-0	0	0	0	0	0	0	0	0	0	2	
22	McDERMOTT, Sean	2-6	2-6	1-2	1	5	6	4	7	1	2	0	0	20	
51	FOWLER, Nate	0-0	0-0	1-2	2	0	2	0	1	0	1	1	1	4	
	Team				0	0	0								
	Totals	21-52	9-25	25-36	12	24	36	17	76	14	12	1	6	200	

FG % 1st Half: 10-23 43.5% 2nd half: 11-29 37.9% Game: 21-52 40.4%  
 3FG % 1st Half: 7-13 53.8% 2nd half: 2-12 16.7% Game: 9-25 36.0%  
 FT % 1st Half: 14-17 82.4% 2nd half: 11-19 57.9% Game: 25-36 69.4%

Officials: Duke Edsall, Rick Randall, Ed Crenshaw  
 Technical fouls: Vanderbilt-TEAM, Butler-None.  
 Attendance:

Score by periods	1st	2nd	Total
Vanderbilt	34	32	66
Butler	41	35	76

	In	Off	2nd	Fast	Bench
Points	Paint	T/O	Chance	Break	
VU	30	10	8	2	39
BUT	24	21	10	4	22

Last FG - VU 2nd-00:07, BUT 2nd-01:33.  
 Largest lead - VU by 4 1st-18:04, BUT by 12 2nd-01:33.  
 VU led for 06:14. BUT led for 33:02. Game was tied for 00:44.  
 Score tied - 3 times.  
 Lead changed - 5 times.



Official Basketball Box Score - Game Totals - Final Statistics  
**Santa Clara vs Vanderbilt**  
 11/25/16 5:00 PM at Orleans Arena, Las Vegas, NV



**Santa Clara 66 • 3-4**

#	Player	Total		3-Ptr		Rebounds			PF	TP	A	TO	Blk	Stl	Min
		FG-FGA	FT-FTA	FG-FGA	FT-FTA	Off	Def	Tot							
03	JADERSTEN, Henrik	2-6	1-5	0-0	0	5	5	2	5	1	0	0	0	36	
04	PUGH, Jarvis	3-7	0-2	2-2	0	5	5	2	8	1	2	0	0	37	
12	HAUSER, Matt	2-8	0-3	0-0	0	3	3	2	4	4	0	0	0	37	
23	BROWNDRIDGE, Jared	10-15	4-9	12-13	0	1	1	0	36	2	1	1	0	36	
43	KRATCH, Nate	4-9	1-2	0-0	0	3	3	4	9	0	1	0	0	27	
01	WARDLOW, Evan	0-0	0-0	0-0	0	0	0	2	0	0	1	0	0	7	
10	HEALY, Kai	1-2	0-0	0-0	0	0	0	3	2	0	1	0	0	11	
22	HUBBARD, Matt	0-0	0-0	0-0	1	0	1	4	0	0	2	0	0	5	
35	LEWIS, Tony	1-2	0-0	0-0	0	1	1	1	2	0	1	0	0	4	
	Team				0	2	2								
	Totals	23-49	6-21	14-15	1	20	21	20	66	8	9	1	0	200	

FG % 1st Half: 10-24 41.7% 2nd half: 13-25 52.0% Game: 23-49 46.9%  
 3FG % 1st Half: 3-13 23.1% 2nd half: 3-8 37.5% Game: 6-21 28.6%  
 FT % 1st Half: 0-0 0.0% 2nd half: 14-15 93.3% Game: 14-15 93.3%

**Vanderbilt 76 • 3-3**

#	Player	Total		3-Ptr		Rebounds			PF	TP	A	TO	Blk	Stl	Min
		FG-FGA	FT-FTA	FG-FGA	FT-FTA	Off	Def	Tot							
01	WILLIS, Payton	2-5	1-4	0-0	1	3	4	0	5	8	4	0	0	32	
03	KORNET, Luke	4-9	1-3	9-10	1	5	6	3	18	0	3	1	0	30	
05	FISHER-DAVIS, Matthe	4-9	3-6	3-3	0	2	2	2	14	2	2	0	0	35	
11	ROBERSON, Jeff	4-8	3-5	1-4	0	4	4	2	12	1	4	0	0	32	
13	LACHANCE, Riley	6-7	5-6	0-0	0	4	4	4	17	6	0	0	1	32	
02	TOYE, Joe	1-2	1-1	0-0	0	0	0	0	3	1	0	0	0	9	
12	BAPTISTE, Djery	2-2	0-0	0-0	0	0	0	3	4	0	0	0	0	10	
15	BROWN, Clevon	0-3	0-2	0-0	1	2	3	0	0	0	0	0	0	8	
24	CRESSLER, Nolan	1-3	1-1	0-0	2	1	3	1	3	0	0	0	0	12	
	Team				2	4	6								
	Totals	24-48	15-28	13-17	7	25	32	15	76	18	13	1	1	200	

FG % 1st Half: 14-26 53.8% 2nd half: 10-22 45.5% Game: 24-48 50.0%  
 3FG % 1st Half: 10-16 62.5% 2nd half: 5-12 41.7% Game: 15-28 53.6%  
 FT % 1st Half: 10-11 90.9% 2nd half: 10-11 90.9% Game: 13-17 76.5%

Officials: Rick Randall, Ed Crenshaw, John St. Clair  
 Technical fouls: Santa Clara-None. Vanderbilt-None.  
 Attendance:

Score by periods	1st	2nd	Total
Santa Clara	23	43	66
Vanderbilt	41	35	76

	In	Off	2nd	Fast	Bench
Points	Paint	T/O	Chance	Break	
SCU	22	14	2	0	4
VU	14	5	3	2	10

Last FG - SCU 2nd-00:24, VU 2nd-01:21.  
 Largest lead - SCU None, VU by 18 1st-00:02.  
 SCU led for 00:00. VU led for 39:43. Game was tied for 00:17.  
 Score tied - 0 times.  
 Lead changed - 0 times.



Official Basketball Box Score - Game Totals - Final Statistics  
**Tennessee State vs Vanderbilt**  
 11/29/16 7:00 pm at Nashville, Tenn. (Memorial Gym)



**Tennessee State 59 • 6-1**

#	Player	Total		3-Ptr		Rebounds			PF	TP	A	TO	Blk	Stl	Min
		FG-FGA	FT-FTA	FG-FGA	FT-FTA	Off	Def	Tot							
04	HAMILTON, K.	7-12	3-5	2-5	3	1	4	2	19	0	4	1	0	26	
33	MARTIN, Wayne	2-5	0-1	1-2	1	3	4	2	5	0	4	0	0	28	
03	REED, Jordan	2-5	0-0	2-6	2	2	4	4	6	2	1	1	2	29	
05	McCALL, Tahjere	1-3	0-0	6-10	0	0	0	5	8	3	0	0	1	20	
14	REDDICK, Darreon	5-14	2-3	0-0	0	0	0	0	12	0	0	0	0	28	
00	CHANEY, Armani	1-3	0-1	0-0	0	2	2	2	2	2	2	0	0	22	
01	SPENCER, Delano	2-7	2-5	0-0	0	0	0	2	6	1	1	0	0	22	
15	WILLIAMS, Xavier	0-0	0-0	0-0	0	1	1	0	0	0	0	0	0	3	
21	MKEOWULU, Christian	0-0	0-0	1-2	1	0	1	3	1	0	2	1	0	19	
23	EVERETT, A'Torey	0-0	0-0	0-0	0	0	0	0	0	0	0	0	0	3	
	Team				2	2	4								
	Totals	20-49	7-15	12-25	9	11	20	20	59	8	14	3	3	200	

FG % 1st Half: 9-27 33.3% 2nd half: 11-22 50.0% Game: 20-49 40.8%  
 3FG % 1st Half: 2-7 28.6% 2nd half: 5-8 62.5% Game: 7-15 46.7%  
 FT % 1st Half: 2-6 33.3% 2nd half: 10-19 52.6% Game: 12-25 48.0%

**Vanderbilt 83 • 4-3**

#	Player	Total		3-Ptr		Rebounds			PF	TP	A	TO	Blk	Stl	Min
		FG-FGA	FT-FTA	FG-FGA	FT-FTA	Off	Def	Tot							
11	ROBERSON, Jeff	5-10	2-4	1-2	0	5	5	3	13	0	4	0	2	31	
03	KORNET, Luke	2-4	0-1	8-8	3	3	6	2	12	1	3	2	1	28	
01	WILLIS, Payton	2-4	1-3	4-4	1	1	2	3	9	3	3	0	0	23	
05	FISHER-DAVIS, Matthe	6-10	2-5	8-11	2	3	5	2	22	1	2	0	2	29	
13	LACHANCE, Riley	4-6	4-6	0-0	1	1	2	2	12	5	0	0	0	33	
00	JUSTICE, Camron	0-2	0-1	1-3	0	0	0	2	1	1	0	0	1	5	
02	TOYE, Joe	2-3	0-0	1-2	1	1	2	1	5	0	1	0	0	11	
12	BAPTISTE, Djery	2-2	0-0	0-0	1	2	3	2	4	0	1	1	0	11	
15	BROWN, Clevon	0-3	0-2	0-0	2	0	2	1	0	0	2	0	0	10	
24	CRESSLER, Nolan	2-2	1-1	0-0	0	5	5	1	5	1	2	0	0	19	
	Team				2	5	7								
	Totals	25-46	10-23	23-30	13	26	39	19	83	12	19	3	6	200	

FG % 1st Half: 14-23 60.9% 2nd half: 11-23 47.8% Game: 25-46 54.3%  
 3FG % 1st Half: 5-11 45.5% 2nd half: 5-12 41.7% Game: 10-23 43.5%  
 FT % 1st Half: 10-13 76.9% 2nd half: 13-17 76.5% Game: 23-30 76.7%

Officials: Anthony Jordan, Joe Lindsay, Chuck Jones  
 Technical fouls: Tennessee State-REED, Jordan. Vanderbilt-None.  
 Attendance: 8445



Official Basketball Box Score - Game Totals - Final Statistics  
**High Point vs Vanderbilt**  
 12/06/16 7 p.m. at Nashville, Tenn. (Memorial Gym)



**High Point 63 • 4-5**

#	Player	Total		3-Ptr		Rebounds			PF	TP	A	TO	Blk	Stl	Min
		FG-FGA	FG-FGA	FT-FTA	Off	Def	Tot								
25	MADISON, Ricky	f	0-0	0-0	2-2	0	0	0	5	2	1	3	0	1	20
33	BOWMAN JR, Miles	f	5-10	2-3	10-12	3	3	6	1	22	1	2	1	0	27
02	WHITE, Austin	g	2-3	1-1	0-0	0	1	1	1	5	3	1	0	1	20
03	WRIGHT, Jamal	g	4-4	4-4	0-0	0	4	4	3	12	1	6	0	0	30
22	FOX, Andre	g	1-8	1-2	0-0	0	2	2	0	3	0	2	0	0	24
04	WILLIAMS, Jalen	g	0-1	0-0	0-0	0	0	0	0	0	1	2	0	0	16
10	THOMPSON, Tarique	g	2-3	1-1	0-0	0	1	1	3	5	0	1	0	1	20
14	VARGO, Luke	g	1-1	1-1	0-0	0	0	0	0	3	1	0	0	0	10
24	LINDAUER, Anthony	g	4-10	2-2	1-2	0	3	3	4	11	3	2	0	2	27
34	WHITEHEAD, Jordan	g	0-0	0-0	0-0	0	1	1	0	0	0	0	0	0	3
35	GOODING, Dexter	g	0-1	0-1	0-0	0	1	1	0	0	1	0	0	0	3
Team						1	1	2							
Totals			19-41	12-15	13-16	4	17	21	17	63	12	19	1	5	200

FG % 1st Half: 14-25 56.0% 2nd half: 5-16 31.3% Game: 19-41 46.3% Deadball Rebounds 1  
 3FG % 1st Half: 8-9 88.9% 2nd half: 4-6 66.7% Game: 12-15 80.0%  
 FT % 1st Half: 6-7 85.7% 2nd half: 7-9 77.8% Game: 13-16 81.3%

**Vanderbilt 90 • 5-4**

#	Player	Total		3-Ptr		Rebounds			PF	TP	A	TO	Blk	Stl	Min
		FG-FGA	FG-FGA	FT-FTA	Off	Def	Tot								
05	FISHER-DAVIS, Matthe	f	6-10	4-8	3-4	0	3	3	0	19	3	1	1	0	29
11	ROBERSON, Jeff	f	5-8	4-7	0-0	0	3	3	2	14	2	2	0	0	25
03	KORNET, Luke	c	3-8	0-2	2-2	0	3	3	4	8	1	1	1	1	23
01	WILLIS, Payton	g	4-5	3-4	2-2	0	2	2	2	13	4	1	1	1	23
13	LACHANCE, Riley	g	4-4	4-4	2-2	0	2	2	2	14	7	1	0	2	29
00	JUSTICE, Camron	g	1-1	0-0	1-1	0	1	1	0	3	0	1	0	1	6
02	TOYE, Joe	g	1-5	1-2	3-4	2	3	5	1	6	1	1	0	0	18
12	BAPTISTE, Djery	g	0-0	0-0	0-0	0	1	1	2	0	0	1	0	0	14
15	BROWN, Clevon	g	1-2	1-2	0-0	0	0	0	2	3	0	1	1	0	11
20	MCGLLOIN, Phillip	g	0-0	0-0	0-0	0	0	0	0	0	0	0	0	0	0+
24	CRESSLER, Nolan	g	4-7	2-3	0-0	2	2	4	1	10	5	3	0	3	22
Team						2	0	2							
Totals			29-50	19-32	13-15	6	20	26	16	90	23	13	3	8	200

FG % 1st Half: 16-27 59.3% 2nd half: 13-23 56.5% Game: 29-50 58.0% Deadball Rebounds 0  
 3FG % 1st Half: 12-19 63.2% 2nd half: 7-13 53.8% Game: 19-32 59.4%  
 FT % 1st Half: 6-6 100.0% 2nd half: 7-9 77.8% Game: 13-15 86.7%

Officials: John Hampton, Terry Moore, Nathan Bemis  
 Technical fouls: High Point-None. Vanderbilt-None.  
 Attendance: 8288

Score by periods	1st	2nd	Total
High Point	42	21	63
Vanderbilt	50	40	90

Points	In	Off	2nd	Fast	Bench
HPU	10	11	5	0	19
VU	12	33	8	10	22

Last FG - HPU 2nd-00:58, VU 2nd-01:26.  
 Largest lead - HPU by 7 1st-14:13, VU by 30 2nd-03:40.  
 HPU led for 04:34, VU led for 34:14. Game was tied for 01:11.

Score tied - 0 times.  
 Lead changed - 4 times.



Official Basketball Box Score - Game Totals - Final Statistics  
**Vanderbilt vs Middle Tennessee**  
 12/08/16 6:35 p.m. at Murfreesboro, Tenn.



**Vanderbilt 48 • 5-5**

#	Player	Total		3-Ptr		Rebounds			PF	TP	A	TO	Blk	Stl	Min
		FG-FGA	FG-FGA	FT-FTA	Off	Def	Tot								
03	KORNET, Luke	f	3-13	0-2	2-2	2	3	5	1	8	1	1	1	0	28
11	ROBERSON, Jeff	f	4-12	1-5	2-5	1	7	8	1	11	0	3	0	1	32
01	WILLIS, Payton	g	0-1	0-1	2-2	0	2	2	1	2	2	1	0	0	16
05	FISHER-DAVIS, Matthe	g	4-13	3-7	2-2	0	3	3	1	13	1	4	0	1	36
13	LACHANCE, Riley	g	1-4	0-2	0-0	0	4	4	2	2	2	3	0	0	34
02	TOYE, Joe	g	1-2	1-1	0-0	0	1	1	0	3	1	1	0	0	8
12	BAPTISTE, Djery	g	0-0	0-0	0-0	0	0	0	0	0	0	0	0	0	3
15	BROWN, Clevon	g	3-4	0-0	0-0	1	3	4	1	6	1	0	1	0	17
24	CRESSLER, Nolan	g	1-4	0-1	1-2	0	2	2	3	3	1	0	0	1	26
Team						1	3	4							
Totals			17-53	5-19	9-13	5	28	33	10	48	9	13	2	3	200

FG % 1st Half: 9-28 32.1% 2nd half: 8-25 32.0% Game: 17-53 32.1% Deadball Rebounds 2  
 3FG % 1st Half: 4-13 30.8% 2nd half: 1-6 16.7% Game: 5-19 26.3%  
 FT % 1st Half: 1-2 50.0% 2nd half: 8-11 72.7% Game: 9-13 69.2%

**Middle Tennessee 71 • 9-1**

#	Player	Total		3-Ptr		Rebounds			PF	TP	A	TO	Blk	Stl	Min
		FG-FGA	FG-FGA	FT-FTA	Off	Def	Tot								
22	WILLIAMS, JaCorey	f	6-9	0-0	1-2	0	10	10	2	13	0	1	0	1	31
30	UPSHAW, Reggie	f	7-12	0-2	0-2	1	5	6	2	14	5	1	1	3	35
00	DIXON, Tyrik	g	1-4	0-1	0-0	1	5	6	1	2	2	3	0	1	23
11	SIMPSON, Edward	g	1-5	1-5	0-0	0	1	1	1	3	6	1	0	2	29
20	POTTS, Giddy	g	10-17	4-9	3-3	1	8	9	2	27	1	0	0	3	34
01	WALTERS, Brandon	g	1-4	0-0	0-0	1	1	2	1	2	1	0	1	0	10
02	JOHNSON, Antwan	g	0-4	0-3	3-4	1	1	2	0	3	0	0	0	0	9
04	HABERSHAM, Xavier	g	2-5	2-3	0-0	0	1	1	1	6	0	0	0	0	21
14	MILLER, Chase	g	0-0	0-0	0-0	0	0	0	0	0	0	0	1	0	2
24	COPELAND, Quavius	g	0-0	0-0	0-0	0	0	0	0	0	0	0	0	0	2
25	GAMBLE, Karl	g	0-1	0-1	1-2	0	0	0	2	1	0	0	0	0	2
45	FOOTE, Aldonis	g	0-0	0-0	0-0	0	0	0	2	0	0	0	0	0	2
Team						2	0	2							
Totals			28-61	7-24	8-13	7	32	33	14	71	15	6	3	10	200

FG % 1st Half: 12-29 41.4% 2nd half: 16-32 50.0% Game: 28-61 45.9% Deadball Rebounds 3,1  
 3FG % 1st Half: 4-13 30.8% 2nd half: 3-11 27.3% Game: 7-24 29.2%  
 FT % 1st Half: 3-6 50.0% 2nd half: 5-7 71.4% Game: 8-13 61.5%

Officials: Ray Natili, Patrick Adams, Roger Ayers  
 Technical fouls: Vanderbilt-None. Middle Tennessee-None.  
 Attendance: 9606

Score by periods	1st	2nd	Total
Vanderbilt	23	25	48
Middle Tennessee	31	40	71

Points	In	Off	2nd	Fast	Bench
VU	22	4	6	0	12
MT	28	17	3	16	12

Last FG - VU 2nd-05:23, MT 2nd-01:52.  
 Largest lead - VU by 4 1st-16:01, MT by 26 2nd-06:51.  
 VU led for 04:39, MT led for 34:03. Game was tied for 01:18.

Score tied - 2 times.  
 Lead changed - 3 times.



Official Basketball Box Score - Game Totals - Final Statistics  
**Chattanooga vs Vanderbilt**  
 12/17/16 7:30 p.m. at Nashville, Tenn. (Memorial Gym)



**Chattanooga 74 • 8-3**

#	Player	Total		3-Ptr		Rebounds			PF	TP	A	TO	Blk	Stl	Min
		FG-FGA	FG-FGA	FT-FTA	Off	Def	Tot								
05	Justin Tuoyo	f	6-10	0-0	0-1	7	2	9	4	12	2	4	2	0	27
23	Tre' McLean	f	3-9	1-3	3-3	0	6	6	3	10	0	2	0	1	34
01	Greg Pryor	g	4-7	1-4	3-5	0	3	3	1	12	5	1	0	0	37
04	J. Burroughs-Cook	g	4-11	0-1	3-4	1	1	2	4	11	0	1	0	1	29
24	Casey Jones	g	8-11	0-0	0-2	1	2	3	2	16	1	3	0	0	26
02	Rodney Chatman	g	0-0	0-0	0-0	0	0	0	3	0	1	1	0	0	9
03	Nat Dixon	g	1-1	0-0	0-0	0	1	1	2	2	1	0	0	0	14
11	Makale Foreman	g	1-1	1-1	0-0	0	0	0	1	3	0	0	0	0	7
21	Makinde London	g	2-4	0-2	4-4	0	6	6	4	8	1	1	1	1	17
Team						2	1	3							
Totals			29-54	3-11	13-19	11	22	33	24	74	11	14	3	3	200

FG % 1st Half: 14-31 45.2% 2nd half: 15-23 65.2% Game: 29-54 53.7% Deadball Rebounds 1  
 3FG % 1st Half: 2-7 28.6% 2nd half: 1-4 25.0% Game: 3-11 27.3%  
 FT % 1st Half: 8-10 80.0% 2nd half: 5-9 55.6% Game: 13-19 68.4%

**Vanderbilt 76 • 6-5**

#	Player	Total		3-Ptr		Rebounds			PF	TP	A	TO	Blk	Stl	Min
		FG-FGA	FG-FGA	FT-FTA	Off	Def	Tot								
05	FISHER-DAVIS, Matthe	f	4-14	1-7	9-9	1	6	7	3	18	2	2	0	0	37
11	ROBERSON, Jeff	f	4-10	1-4	2-2	2	3	5	3	11	2	1	2	0	35
03	KORNET, Luke	c	5-10	3-6	5-6	0	4	4	2	18	2	2	2	2	35
01	WILLIS, Payton	g	3-6	0-1	1-2	2	2	4	1	7	3	1	0	0	28
13	LACHANCE, Riley	g	1-2	1-2	4-4	1	0	1	3	7	4	1	0	0	22
02	TOYE, Joe	g	3-5	0-0	4-4	0	2	2	3	10	2	1	0	0	19
12	BAPTISTE, Djery	g	2-2	0-0	0-0	1	1	2	1	4	0	1	0	0	5
15	BROWN, Clevon	g	0-0	0-0	1-2	0	1	1	1	1	0	1	0	0	5
24	CRESSLER, Nolan	g	0-1	0-1											



Official Basketball Box Score -- Game Totals -- Final Statistics  
**Vanderbilt vs LSU**  
 12/29/16 8:00 PM at Baton Rouge, La. (Maravich Center)



**Vanderbilt 96 • 7-6 (1-0 SEC)**

#	Player	Pos	Total		3-Ptr		Rebounds			PF	TP	A	TO	Blk	Stl	Min
			FG-FGA	FT-FTA	FG-FGA	FT-FTA	Off	Def	Tot							
03	KORNET, Luke	f	5-7	2-4	2-2	1	3	4	3	14	2	0	0	2	33	
11	ROBERSON, Jeff	f	2-8	0-3	2-3	5	6	11	2	6	6	3	1	2	37	
01	WILLIS, Payton	g	4-7	3-6	0-0	0	0	0	1	11	2	3	0	2	22	
05	FISHER-DAVIS, Matthe	g	5-13	4-9	9-12	0	4	4	2	23	0	2	0	0	29	
13	LACHANCE, Riley	g	8-13	4-7	4-5	0	1	1	1	24	5	1	0	1	36	
02	TOYE, Joe	g	3-5	2-2	0-0	0	2	2	3	8	1	0	0	1	11	
12	BAPTISTE, Djery	g	0-1	0-0	0-0	1	0	1	2	0	0	0	0	9		
24	CRESSLER, Nolan	g	4-4	1-1	1-2	1	2	3	1	10	2	1	0	1	23	
Team						1	2	3								
Totals			31-58	16-32	18-24	9	20	29	15	96	18	11	1	9	200	

FG % 1st Half: 16-32 50.0% 2nd half: 15-26 57.7% Game: 31-58 53.4% Deadball  
 3FG % 1st Half: 8-16 50.0% 2nd half: 8-16 50.0% Game: 16-32 50.0% Rebounds  
 FT % 1st Half: 5-5 100.0 2nd half: 13-19 68.4% Game: 18-24 75.0% 1

**LSU 89 • 8-4 (0-1 SEC)**

#	Player	Pos	Total		3-Ptr		Rebounds			PF	TP	A	TO	Blk	Stl	Min
			FG-FGA	FT-FTA	FG-FGA	FT-FTA	Off	Def	Tot							
01	REATH, Duop	f	2-4	0-0	1-2	0	2	2	2	5	0	6	2	1	32	
21	EPPS, Aaron	f	1-3	0-0	1-2	1	3	4	5	3	1	3	0	0	22	
00	SAMPSON, Brandon	g	4-7	4-5	0-0	0	1	1	1	12	1	4	0	1	24	
02	BLAKENEY, Antonio	g	8-13	2-6	6-7	1	6	7	0	24	2	1	1	1	33	
04	MAYS, Skylar	g	3-4	3-3	2-2	1	1	2	1	11	4	0	0	0	18	
03	ROBINSON III, Elbert	g	0-0	0-0	0-0	0	0	0	1	0	0	0	0	0	4	
10	JENKINS, Branden	g	2-6	1-3	0-2	0	1	1	3	5	2	0	0	0	19	
11	PATTERSON, Jalyn	g	4-7	3-5	0-0	0	3	3	1	11	6	0	0	2	26	
20	BRIDGEWATER, Brian	g	2-2	0-0	0-0	1	0	1	2	4	0	0	0	0	2	
44	SIMS, Wayde	g	5-8	4-6	0-1	1	5	6	1	14	2	1	0	2	20	
Team						1	1	2								
Totals			31-54	17-28	10-16	6	23	29	17	89	18	15	3	7	200	

FG % 1st Half: 13-25 52.0% 2nd half: 18-29 62.1% Game: 31-54 57.4% Deadball  
 3FG % 1st Half: 9-13 69.2% 2nd half: 8-15 53.3% Game: 17-28 60.7% Rebounds  
 FT % 1st Half: 7-8 87.5% 2nd half: 3-8 37.5% Game: 10-16 62.5% 3

Officials: Anthony Jordan, Mike Nance, Ron Groover  
 Technical fouls: Vanderbilt-None. LSU-None.  
 Attendance: 7853

Score by periods	1st	2nd	Total
Vanderbilt	45	51	96
LSU	42	47	89

	In	Off	2nd	Fast	Bench
Points	Paint	T/O	Chance	Break	
VU	24	30	12	0	18
LSU	22	18	7	4	34

Last FG - VU 2nd-01:49, LSU 2nd-00:31. Score tied - 4 times.  
 Largest lead - VU by 20 2nd-09:05, LSU by 3 1st-16:59. Lead changed - 4 times.  
 VU led for 36:06. LSU led for 02:34. Game was tied for 01:20.





## 2016-17 Roster

No.	Name	Pos.	Ht.	Wt.	Cl.-Yr	Hometown (Previous School)
1	Payton Willis	G	6-4	182	Fr. - 1st	Fayetteville, Ark. (Fayetteville)
2	Joe Toy	G/F	6-7	208	So. - 2nd	Chicago, Ill. (Whitney Young)
3	Luke Kornet	F	7-1	250	Sr. - 4th	Lantana, Texas (Liberty Christian)
5	Matthew Fisher-Davis	G	6-5	185	Jr. - 3rd	Charlotte, N.C. (Butler)
11	Jeff Roberson	F	6-6	224	Jr. - 3rd	Houston, Texas (The Kinkaid School)
12	Djery Baptiste	C	6-10	240	R-Fr. - 2nd	Gonaives, Haiti (Prestonwood Christian (Texas))
13	Riley LaChance	G	6-2	192	Jr. - 3rd	Brookfield, Wis. (Brookfield Central)
14	Larry Austin, Jr.	G	6-2	175	R-So. - 3rd	Springfield, Ill. (Xavier University/Lanphier)
15	Clevon Brown	F	6-8	219	Fr. - 1st	San Antonio, Texas (Churchill)
24	Nolan Cressler	G	6-4	210	R-Sr. - 5th	Pittsburgh, Pa. (Cornell/Plum)

### COACHING STAFF

Head Coach..... **Bryce Drew** (Valparaiso, 1998) - 1st  
 Associate Head Coach..... **Roger Powell** (Illinois, 2005) - 1st  
 Assistant Coach..... **Jake Diebler** (Valparaiso, 2009) - 1st  
 Assistant Coach..... **Casey Shaw** (Toledo, 1998) - 1st  
 Director of Recruiting/Player Personnel.. **Omar Mance** (Rice, 2003) - 1st  
 Director of Operations..... **Luke Simons** (Purdue, 2005) - 1st  
 Director of Basketball Admin./Video Coord. **Matt Olinger** (Liberty, 2007) - 1st

### SUPPORT STAFF

Athletic Communications Dir. .... **Andy Boggs** (Florida State, 1998)  
 Academic Support..... **Neal Clark** (Kentucky, 1992)  
 Athletic Trainer..... **Shannon Gordon** (Indiana State, 1992)  
 Strength and Conditioning..... **Jeremy Anderson** (Liberty, 2011)

### PRONUNCIATION GUIDE

Djery Baptiste..... **Jerry - Bap-TEEST**  
 Luke Kornet ..... **Kor-NET**  
 Jeff Roberson..... **ROE-ber-son**  
 Joe Toy ..... **TOY**  
 Clevon Brown..... **CLEE-von**  
 Jake Diebler..... **DEEB-ler**

### ROSTER BY CLASS

#### Seniors (2)

**Luke Kornet**..... Lantana, Texas  
**Nolan Cressler**..... Pittsburgh, Pa.

#### Juniors (3)

**Matthew Fisher-Davis**..... Charlotte, N.C.  
**Riley LaChance**..... Brookfield, Wisc.  
**Jeff Roberson**..... Houston, Texas

#### Sophomores (2)

**Larry Austin, Jr.**..... Springfield, Ill.  
**Joe Toy**..... Chicago, Ill.

#### Freshman (3)

**Djery Baptiste**..... Gonaives, Haiti  
**Clevon Brown**..... San Antonio, Texas  
**Payton Willis**..... Fayetteville, Ark.





**MEMORIAL MAGIC - THE HOME TO VANDERBILT HOOPS SINCE 1952**

**HISTORIC MEMORIAL GYMNASIUM IN 65TH SEASON**

Storied Memorial Gymnasium is in its 65th season as the host venue of Vanderbilt basketball. The SEC's most historic hoops setting has played host to more than 950 men's contests as well as the 1984 and 1991 SEC Tournaments and 40 men's and women's NCAA Tournament contests (since the early 1980s).

As the oldest gymnasium in the SEC, Memorial Gymnasium is renowned for its end zone benches, raised floor and unique atmosphere. It was dedicated in 1952 as a memorial to all Vanderbilt men and women who served in World War II. It was built by the late master architect Edwin Keeble, who was commissioned to build a combination gymnasium/concert hall.

<b>.782</b>	All-time winning percentage at Memorial Gym (777-216).
<b>.896</b>	Winning percentage against non-conference opponents since 1990 (207-24).
<b>6</b>	Undefeated seasons at home.

**Winningest Coaches at Memorial Gymnasium**

Coach	Yrs	Record
1. Kevin Stallings (2000-16)	17	226-65
2. Roy Skinner (1959, 1962-76)	16	181-41
3. Bob Polk (1948-58, 1960-61)	8	96-15
4. C.M. Newton (1982-89)	8	91-37
5. Jan van Breda Kolff (1994-99)	6	75-20
6. Eddie Fogler (1990-93)	4	54-12

**Coach Drew at Memorial Gymnasium**

Coach	Yr	Record
Bryce Drew	2016-17	5-1

**ANNUAL ATTENDANCE FIGURES**

Year	All Games	Attendance	Average	NCAA Rank	SEC Games	SEC Attendance	Average
2016-17	6	51,673	8,612	-	-	-	-
2015-16	16	178,167	11,135	36	9	107,318	11,924
2014-15	19	168,377	8,862	51	9	88,830	9,870
2013-14	16	152,539	9,534	45	9	92,455	10,273
2012-13	15	159,557	10,637	36	9	100,986	11,221
2011-12	18	246,561	13,698	18	8	112,368	14,046
2010-11	17	234,632	13,802	18	8	114,346	14,293
2009-10	16	217,965	13,623	21	8	113,539	14,192
2008-09	17	225,686	13,276	25	8	112,833	14,104
2007-08	19	254,954	13,418	22	8	113,713	14,214
2006-07	17	204,511	12,030	31	8	109,043	13,630
2005-06	16	195,159	12,197	24	8	108,258	13,532
2004-05 <sup>^</sup>	19	191,678	10,088	43	8	105,357	13,170
2003-04	17	192,301	11,312	33	8	106,990	13,374
2002-03	16	153,123	9,570	46	8	96,906	12,113
2001-02	17	150,325	8,843	50	8	93,873	11,734
2000-01	19	186,468	9,814	45	8	102,055	12,757
1999-00*	18	197,770	10,987	30	8	106,741	13,343
1998-99	16	192,538	12,034	26	8	106,128	13,266
1997-98	16	213,974	13,373	21	8	117,819	14,727
1996-97	16	207,771	12,986	25	8	120,214	15,027
1995-96	18	226,354	12,575	28	8	112,996	14,125
1994-95	13	183,042	14,080	17	8	118,932	14,867
1993-94	16	223,997	14,000	15	8	121,345	15,168
1992-93	14	212,156	15,154	11	8	122,536	15,317
1991-92	17	210,585	12,387	29	8	115,104	14,388
1990-91	16	214,638	13,415	19	9	133,482	14,831
1989-90	19	259,992	13,684	18	9	136,136	15,126
1988-89	15	224,657	14,977	13	9	137,212	15,246
1987-88	16	223,747	13,984	14	9	138,393	15,377
1986-87	17	226,343	13,314	14	9	130,854	14,539
1985-86	15	200,806	13,387	14	9	128,059	14,229
1984-85	16	194,390	12,149	17	9	122,514	13,613
1983-84	18	249,292	13,850	10	9	135,546	15,050
1982-83	17	237,584	13,976	9	9	135,418	15,046
1981-82	14	202,225	14,445	9	9	131,699	14,633
1980-81	15	227,478	15,165	9	9	136,436	15,160
1979-80	15	228,029	15,202	5	9	138,754	15,417
1978-79	14	215,330	15,380	5	9	139,930	15,547
1977-78	14	207,375	14,813	5	9	134,232	14,915
1976-77	15	211,966	14,131	4	9	149,108	16,568
1975-76	13	180,901	13,915	-	9	135,375	15,042
1974-75	12	178,527	14,877	-	9	134,304	14,923
1973-74	12	182,728	15,227	-	9	140,252	15,584
1972-73	12	173,567	14,464	-	9	131,193	14,577
1971-72	12	156,778	13,065	-	9	120,172	13,352
1970-71	12	170,634	14,220	-	9	130,260	14,473
1969-70	12	176,763	14,730	-	9	135,745	14,861
1968-69	12	126,896	10,575	-	9	95,300	10,589
1967-68	12	129,722	10,810	-	9	96,274	10,697
1966-67	12	105,492	8,791	-	9	79,173	8,797
1965-66	12	106,022	8,835	-	9	62,368	8,910
1964-65	12	98,821	8,235	-	9	65,712	8,214
1963-64	12	84,827	7,069	-	6	35,684	5,947
1962-63	12	75,261	6,272	-	6	46,183	6,598
1961-62	13	73,640	5,665	-	8	47,357	5,920
1960-61	13	74,187	5,707	-	7	45,549	6,507
1959-60	14	76,199	5,443	-	8	46,064	5,758

<sup>^</sup> First year capacity increased from 14,168 to 14,316; \* First year capacity decreased from 15,311 to 14,168





**VANDERBILT BASKETBALL  
QUICK HITTERS**

- This is the 114th year of Vanderbilt basketball, with the first season taking place in 1900-01. There were no teams in 1904-05 and 1905-06.
- The Commodores have been named to 14 NCAA Tournaments and 12 NIT's. Vanderbilt advanced to the Elite 8 in 1965 (field of 23), and the Sweet 16 in 1988, 1993, 2004, and 2007. The Commodores captured the NIT Championship in 1990 and finished runner-up in 1994.
- The Commodores are a charter member of the SEC, with the 2016-17 season being the 84th year in the conference.
- Vanderbilt is the only private institution in the SEC with the lowest enrollment of any of the 14 schools (6,738).
- Vanderbilt's Perry Wallace became the first African-American scholarship basketball player in the SEC when he took the court in 1967.
- The Commodores have 44 career 1,000-point scorers, with Shan Foster (2004-08) the all-time leading scorer with 2,011 career points.
- Vanderbilt has had 12 All-Americans since 1950. They are: Billy Joe Adcock (1950), Clyde Lee (1965), Tom Hagan (1969), Jan van Breda Kolff (1974), Will Perdue (1988), Billy McCaffrey (1993), Dan Langhi (2000), Matt Freije (2004), Derrick Byars (2007), Shan Foster (2008), and John Jenkins (2011).
- Vanderbilt had two players selected in the 2016 NBA Draft - Wade Baldwin IV, Memphis, 17th pick and Damian Jones, Golden State 30th pick - one of only three schools with two or more players drafted in the first round. In all, 37 Vanderbilt players have been selected in the NBA Draft since 1950.
- The Commodores had three players drafted in the first 31 picks of the 2012 NBA Draft - John Jenkins, Atlanta, 23rd pick, Festus Ezeli, Golden State, 30th pick, Jeffery Taylor, Charlotte, 31st pick - the most by the Commodores in one draft.
- The Commodores ended a 61-year SEC Tournament drought in 2012 by claiming the tournament championship in New Orleans, the team's first SEC tournament championship since 1951.
- Kevin Stallings is the winningest coach in Vanderbilt history with 322 total victories (17 years, 322-220).
- All three of the university's top all-time scorers played for Kevin Stallings (Foster, Jeffery Taylor, Matt Freije). John Jenkins, who is 10th on the list, also played for him.
- Vanderbilt's intercollegiate athletics teams are nicknamed the Commodores, in honor of the nickname given to founder Cornelius Vanderbilt, who made his fortune in shipping. Vanderbilt donated \$1 million to begin "Central University" in 1875 - the campus was later renamed for Cornelius because of his generosity. Cornelius never stepped foot on the campus that bears his namesake.

**SEC STANDINGS**

**2016-17 SEC STANDINGS (1/2)**

	SEC	Pct.	All	Pct.
Florida	1-0	1.000	10-3	.769
Georgia	1-0	1.000	9-4	.692
Kentucky	1-0	1.000	11-2	.846
Tennessee	1-0	1.000	8-5	.615
<b>Vanderbilt</b>	<b>1-0</b>	<b>1.000</b>	<b>7-6</b>	<b>.539</b>
South Carolina	0-0	.000	10-3	.769
Miss. State	0-0	.000	9-3	.750
Alabama	0-0	.000	7-5	.583
Missouri	0-0	.000	5-7	.417
Arkansas	0-1	.000	11-2	.846
Auburn	0-1	.000	10-3	.769
LSU	0-1	.000	8-4	.667
Ole Miss	0-1	.000	9-4	.692
Texas A&M	0-1	.000	8-4	.667

**SEC STATS**

**VU TEAM SEC RANKINGS (1/2)**

Category	All
Scoring	11th (72.9)
Scoring Defense	8th (70.0)
Scoring Margin	13th (+2.9)
FT%	1st (.787)
FG%	11th (.433)
FG% Defense	14th (.443)
3FG%	1st (.402)
3FG% Defense	13th (.379)
3FG Made	1st (9.9)
Rebound Margin	8th (+3.2)
Blocks	13th (3.8)
Assists	5th (14.5)
Steals	14th (4.2)
Turnover Margin	12th (-1.8)
Assist/TO Ratio	6th (1.1)

**VU INDIVIDUAL SEC RANKINGS (1/2)**

Player	Total
<b>Matthew Fisher-Davis</b>	<b>Total</b>
Scoring	6th (16.4)
FT%	10th (.852)
3FG%	4th (.425)
3FG Made	2nd (2.8)
<b>Luke Kornet</b>	<b>Total</b>
FT%	8th (.859)
Blocks	8th (1.8)
<b>Riley LaChance</b>	<b>Total</b>
Assists	T-5th (4.4)
3FG%	1st (.596)
3FG Made	T-7th (2.2)
A/TO Ratio	1st (3.4)
Minutes Played	9th (30.6)
<b>Jeff Roberson</b>	<b>Total</b>
Rebounding	T-6th (7.7)
Def. Rebounding	3rd (5.6)
Minutes Played	6th (31.6)



# THE LAST TIME...

## VANDERBILT INDIVIDUALS

### Scoring:

**Scored 25 points** – Matthew Fisher-Davis (25), at Dayton, 12/21/2016

**Scored 30 points** –Jeffery Taylor (30), at Davidson, 12/7/2011

**Scored 35 points** – Billy McCaffrey (35), vs. Georgia, 2/24/1993

**Scored 40 points** – Shan Foster (42) vs. Mississippi State, 3/5/2008

### Two Players Had 20 Points –

Matthew Fisher-Davis (23), Riley LaChance (24) at LSU, 12/29/2016

### Three Players Had 20 Points –

Derrick Byars (28), Shan Foster (21) and Ross Neltner (20) vs. Toledo, 12/2/2006

### Scored 20 Points in Two Straight Games –

Matthew Fisher-Davis at LSU (23) 12/29/16, at Dayton (25), 12/21/2016

### Scored 20 Points in Three Straight Games –

John Jenkins at Ole Miss (26), 2/16/2012, at Georgia (28), 2/19/2012, vs. S. Carolina (21), 2/22/2012

### Scored 20 Points in Four Straight Games –

John Jenkins vs. Monmouth (25), 11/25/11, vs. Xavier (20), 11/28/11, at Louisville (27), 12/2/2011, at Davidson (22), 12/7/2011

### Scored 20 Points in Five Straight Games –

Shan Foster vs. Georgia (29), 2/23/2008; vs. Tennessee (32), 2/26/2008; at Arkansas (22), 3/1/2008; vs. Mississippi State (42), 3/5/2008; at Alabama (21), 3/8/2008

### Scored 20 Points in Six Straight Games –

Shan Foster vs. Georgia (29), 2/23/2008; vs. Tennessee (32), 2/26/2008; at Arkansas (22), 3/1/2008; vs. Mississippi State (42), 3/5/2008; at Alabama (21), 3/8/2008; vs. Auburn (26), 3/13/2008

### Five Players Scored in Double Figures –

Riley LaChance (24), Matthew Fisher-Davis (23), Luke Kornet (14), Payton Willis (11), and Nolan Cressler (10) at LSU, 12/29/2016

### Seven Players Scored in Double Figures –

Damian Jones (10), Wade Baldwin IV (20), Riley LaChance (10), Nolan Cressler (14), Joe Toye (10), Matthew Fisher-Davis (12), Josh Henderson (11), vs. Detroit (12/2/15)

### Four Players with 15 or more points –

Jeffery Taylor (20), John Jenkins (17), Brad Tinsley (16), Lance Goulbourne (16), Festus Ezeli (15) at LSU, 2/26/2011

### Double-Doubles:

**Double-Double** –Jeff Roberson (12 points, 16 rebounds) vs. Minnesota, 12/3/16

**20-10 game** –Damian Jones (20 points, 10 rebounds) at Miss. State, 2/16/2016

**30-10 game** – A.J. Ogilvy (33 points, 10 rebounds) vs. Oregon, 11/11/2011

**Back-to-back 20-10 games** – Matt Freije vs. South Carolina (26 points, 11 rebounds)

1/28/04; vs. Kentucky (20 points, 11 rebounds) 1/31/04

**Double-Double in Points and Rebounds** – Jeff Roberson (12 points, 16 rebounds) vs. Minnesota, 12/3/16

**Double-Double in Points and Assists** – Wade Baldwin IV (15 points, 10 assists) vs. Western Michigan, 12/30/2015

**Double-Double in Points and Blocks** – Luke Kornet (11 points, 10 blocks) vs. Auburn (1/12/2016)

**Double-Double in Points and Steals** – Never

**Double-Double in Two Consecutive games** – Damian Jones at Miss. State, 2/16/16 (20 points, 10 rebounds); vs. Georgia, 2/20/16 (15 points, 16 rebounds)

**Double-Double in three consecutive games** – Dan Langhi vs. Notre Dame (33 points, 10 rebounds) 11/21/1998; vs. Morehead State (18 points, 10 rebounds) 11/24/1998; vs. Ohio State (14 points, 17 rebounds) 11/28/1998

### Two players record double-double –

Damian Jones (24 points, 12 rebounds), Luke Kornet (10 points, 10 rebounds) vs. Trevecca, 11/16/2014

### Triple-Doubles:

**Triple-Double** – Luke Kornet (11 points, 11 rebounds, 10 blocks) vs. Auburn, 1/12/16; Brad Tinsley (11 points, 10 rebounds, 10 assists) vs. Presbyterian, 11/12/2010

### Field Goals:

**Made 10 FG in a game** – Damian Jones (10) at Saint Mary's, 3/18/15

**Made 11 FG in a game** – Kedren Johnson (11) vs. Davidson, 11/22/2012

**Made 12 FG in a game** – Damian Jones (12) at Florida, 2/23/2016

**Made 16 FG in a game** - Shan Foster (16) vs. Mississippi State, 3/5/2008

**Attempted 15 FG in a game** – Wade Baldwin IV (15) vs. Kentucky, 2/27/16

**Attempted 16 FG in a game** – Damian Jones (16) at Miss. State, 2/16/2016

**Attempted 17 FG in a game** – Luke Kornet (17) at Ole Miss, 2/6/16

**Attempted 18 FG in a game** – Matthew Fisher-Davis (18) at Dayton, 12/21/2016

**Attempted 19 FG in a game** – Rod Odom (19) vs. Missouri, 1/16/14

**Attempted 20 FG in a game** - Damian Jones (20), at Texas, 1/30/2016

**Attempted 19 FG in a game** – Rod Odom (19) vs. Missouri, 1/16/14

**Attempted 20 FG in a game** - Damian Jones (20), at Texas, 1/30/2016

**Attempted 19 FG in a game** – Rod Odom (19) vs. Missouri, 1/16/14

**Attempted 20 FG in a game** - Damian Jones (20), at Texas, 1/30/2016

**Attempted 19 FG in a game** – Rod Odom (19) vs. Missouri, 1/16/14

**Attempted 20 FG in a game** - Damian Jones (20), at Texas, 1/30/2016

### Three-Pointers:

**Made 5 3-pointers in a game** – Matthew Fisher-Davis (5), at Dayton, 12/21/2016

**Made 6 3-pointers in a game** – Matthew Fisher-Davis (6) at Miss. State, 2/16/2016

**Made 7 3-pointers in a game** – John Jenkins (7) vs. Lafayette, 12/21/2011

**Made 8 3-pointers in a game** – Shan Foster (8) vs. UMass, 1/5/2008

**Made 9 3-pointers in a game** – Shan Foster (9) vs. Mississippi State, 3/5/2008

**Attempted 10 3-pointers in a game** – Matthew Fisher-Davis (10) at Texas, 1/30/2016

**Attempted 15 3-pointers in a game** – John Jenkins (16) vs. Oregon, 11/11/2011

### Free Throws:

**Made 10 FT in a game** –Wade Baldwin IV (10), vs. Dayton, 12/9/15

**Made 12 FT in a game** – Luke Kornet (12) vs. Belmont, 11/15/16

**Made 13 FT in a game** – A.J. Ogilvy (13) vs. DePaul, 12/5/2009

**Made 18 FT in a game** – Matt Freije (18) vs. Indiana, 11/24/2003

**Attempted 12 FT in a game** – Matthew Fisher-Davis (12) at LSU, 12/29/16

**Attempted 14 FT in a game** – Wade Baldwin IV (14) vs. Florida, 1/26/2016

**Attempted 15 FT in a game** – Luke Kornet (16) vs. Belmont, 11/15/16

### Rebounds:

**10 Rebounds in a game** – Jeff Roberson (11), at LSU, 12/29/16

**15 Rebounds in a game** – Jeff Roberson (16) vs. Minnesota, 12/3/16

**10+ Rebounds in Three Consecutive Games** – Lance Goulbourne (16) vs. Ole Miss, 1/19/2011; (10) vs. St. Mary's, 1/22/2011; (12) at Miss. State, 1/27/2011

### Assists:

**8 Assists** – Payton Willis (8) vs. Santa Clara, 11/25/2016

**9 Assists** – Wade Baldwin IV (9) at Miss. State, 2/16/2016

**10 Assists** – Wade Baldwin IV (10) vs. Auburn, 1/12/16

**11 Assists** – Mario Moore (13) vs. Arkansas, 2/19/2005

**12 Assists** – Mario Moore (13) vs. Arkansas, 2/19/2005

**13 Assists** – Mario Moore (13) vs. Arkansas, 2/19/2005

**14 Assists** – Billy McCaffrey (14) vs. Kentucky, 1/13/1993

**5+ Assists in Four Consecutive Games** - Wade Baldwin IV (8) vs. Texas A&M, 2/4/16; (9) at Ole Miss, 2/6/16; (7) vs. Missouri, 2/10/16; (7) at Auburn, 2/13/16; (9) at Miss. St., 2/16/16; (7) vs. Georgia, 2/20/16

**8+ Assists in Two Consecutive Games**- Atiba Prater (9) at Georgia, 2/2/2000; (9) vs. Boston College, 2/6/2000

### Blocks:

**4 Blocked Shots** – Luke Kornet (4) at Dayton, 12/21/2016

**5 Blocked Shots** – Luke Kornet (5) vs. Tennessee, 3/10/2016

**6 Blocked Shots** – Luke Kornet (6) at Texas A&M, 3/5/2016

**7 Blocked Shots** – Damian Jones (7) at S. Carolina, 2/13/14

**10 Blocked Shots** – Luke Kornet (10) vs. Auburn, 1/12/16

### Steals:

**4 Steals** – Riley LaChance (4) at Saint Mary's, 3/18/15

**5 Steals** – Riley LaChance (5) vs. Penn, 12/22/2014

**6 Steals** – Dan Cage (6) vs. Furman, 11/28/2006

**7 Steals** - James Strong (8) vs. Morehead State, 11/24/1998

**8 Steals** – James Strong (8) vs. Morehead State, 11/24/1998

### Minutes:

**Played every minute** – Rod Odom vs. Florida, 2/25/14

**Played over 40 minutes** – Matthew Fisher-Davis (41), Riley LaChance (40) at Arkansas, 1/5/2016

**All 5 starters played 40 minutes** –Steve Tchiengang (40), Brad Tinsley (40), Lance Goulbourne (41), Jeffery Taylor (41), and John Jenkins (41), at Louisville, 12/2/2011

**All 5 starters played 40 minutes** –Steve Tchiengang (40), Brad Tinsley (40), Lance Goulbourne (41), Jeffery Taylor (41), and John Jenkins (41), at Louisville, 12/2/2011

**All 5 starters played 40 minutes** –Steve Tchiengang (40), Brad Tinsley (40), Lance Goulbourne (41), Jeffery Taylor (41), and John Jenkins (41), at Louisville, 12/2/2011

### Fouls:

**Technical Foul** – Team, vs. Butler, 11/24/16

**Fouled Out** –Nolan Cressler, vs. Butler, 11/24/16

**Two Players Fouled Out** – Damian Jones, Jeff Roberson at Ole Miss, 2/6/2016

**Three Players Fouled Out** – Damian Jones, Jeff Roberson, Wade Baldwin IV at Ole Miss, 2/6/2016

### TEAM

**Started the game with Opponent Technical Foul** – Furman bench, 12/22/2008

**Scored 95 or more points** – 96 at LSU, 12/29/16 (W, 96-89)

**Scored 100 or more points** – 102 vs. Detroit, 12/2/2015 (W, 102-52)

**Scored 100 or more points (SEC game)** – 102 at Ole Miss, 2/16/2012 (W, 102-76)

**Scored 110 or more points** – 113 vs. Alabama A&M 12/30/1998 (W, 113-71)

**Scored 110 or more points (SEC game)** – 111 vs. Alabama 2/21/1972 (W, 111-91)

**Scored 120 or more points** – 130 vs. Ole Miss 12/22/1970 (W, 130-112)

**Scored 120 or more points (SEC game)** – 130 vs. Ole Miss 12/22/1970 (W, 130-112)

**Scored 130 or more points** – 130 vs. Ole Miss 12/22/1970 (W, 130-112)

**Scored Less than 50 points** – 48 at Middle Tennessee (L, 48-71), 12/8/2016

**Scored Less than 40 points** – 38 at Tennessee (L, 76-38), 3/1/2014

**Scored 20 or less points in half** – 18 (1st half), 20 (2nd half) at Tennessee, 3/1/14, (L, 76-38)

**Scored 90+ points in three consecutive games** - 95 vs. Bradley, 11/24/2007 (W, 95-86); 91 vs. South Alabama, 11/29/2007 (W, 91-88); vs. Georgia Tech, 12/1/2007 (W, 92-79)

**Allowed 90 or more points** – 95, vs. Marquette, 11/11/2016 (L, 95-71)

**Allowed 100 or more points** – 106, Kentucky, 3/5/2003 (L, 44-106)

**Allowed Less than 50 points** – 41, vs. Austin Peay, 11/13/2015 (W, 80-41)

**Allowed 40 or Less points** – 31, at Mississippi State, 2/23/2013 (W, 72-31)

**Shot 60% or better** – .609 vs. Tenn. St., 11/23/14 (W, 78-46)

**Shot 60% or better from three** – .643 vs. Purdue, 12/13/14 (W, 81-71)

# THE LAST TIME...

**Shot over 67% FG** – .679 vs. TSU, 12/19/2009 (W, 84-71)  
**Shot 50% or better** – .534 at LSU, 12/29/2016  
**Shot lower than 30%** – .224 at Florida 3/1/2014 (L, 76-38)  
**Allowed 60% shooting** – .612 at Florida, 2/21/2009 (L, 68-82)  
**Scored 100 points in two consecutive games** – 111 vs. North Alabama 12/20/1980 (W, 111-79) and 111 vs. Memphis 12/23/1980 (W, 111-96)  
**Scored 100 points in three consecutive games** – Never  
**Scored 100 points in Consecutive SEC games** – 104 vs. LSU 2/19/1972 (W, 104-83) and 111 vs. Alabama 2/21/1972 (W, 111-91)  
**Won game by 70 points or more** – 71 vs. Union (Tenn.) (W, 95-24), 1911-12  
**Won game by 60 points or more** – 71 vs. Union (Tenn.) (W, 95-24), 1911-12  
**Won game by 50 points or more** – 50 vs. Detroit (W, 102-52) 12/2/2015  
**Lost by 25 or More Points** – at Tennessee, 3/1/2014 (L, 76-38)  
**Game decided by one point** – at Miss. State, 2/16/2016 (L, 75-74)  
**Two consecutive games decided by one point** – at South Carolina (L, 70-71) 1/7/1998 and Tennessee (W, 80-79) 1/10/1998  
**Three consecutive games decided by one point** – Never  
**Shot 90% or Better from Free Throw Line (min. 10 att.)** – 94.4% vs. Georgia (17-18) 2/27/2013  
**Shot less than 50% from Free Throw Line** – 46.9% vs. Morgan State (15-32) 11/23/13  
**Shot less than 20% from 3PT** – .158 (3-19) vs. Wichita State 3/15/16 (L, 70-50)  
**Attempted 30 FT** – 30 (23-30) vs. Tenn. St., 11/29/2016  
**Attempted 35 FT** – 39 (29-39) at Tennessee, 1/20/2016  
**Attempted 40 FT** – 42 (29-42) vs. Florida, 2/3/2015  
**Attempted five or less FT** – 3 vs. Chaminate, 11/24/2009  
**Made 30 FT** – 38, vs. Western Carolina, 12/16/14  
**Made 15 3FG** – 16 at LSU, 12/29/2016  
**Won an Overtime Game** –vs. Stony Brook 11/19/15 (W, 79-72)  
**Lost an Overtime Game** - at Arkansas, 1/5/2016 (L, 85-90)  
**Played Two Overtimes** –vs. Yale 1/3/15 (W, 79-74)  
**Played Three Overtimes** – at Ole Miss 2/17/1982 (L, 51-48)  
**Played Four Overtimes** – at Ole Miss 2/17/1982 (L, 51-48)  
**Played consecutive games that went to overtime** – vs. Xavier 11/28/2011 (L, 82-70) and at Louisville, 12/2/2011 (L, 62-60)  
**Had 20 Turnovers** – 26 at Arkansas, 1/5/2016  
**Had fewer than 10 Turnovers in two straight games** – at Florida (9) 3/6/2013, vs. South Carolina (9) 3/9/2013  
**Had 10 Blocks** – 10, vs. Auburn, 1/12/2016

**Scored 30 points** – Jamal Murray (33) vs. Kentucky, 2/27/16  
**Scored 35 points** – Jared Brownridge (36), Santa Clara, 11/25/2016  
**Scored 40 points** – Morris Almond (44), Rice, 1/3/2007  
**Two Players Had 20 Points** – Anthlon Bell (26), Moses Kingsley (25) at Arkansas, 1/5/16  
**Five Players Scored in Double Figures** Antonio Blakeney (24), Wayne Sims (14), Brandon Sampson (12), Skylar Mays (11), Jalyn Patterson (11) at LSU, 12/29/2016  
**Six Players Scored in Double Figures** – Bam Doyno (22), Dwayne Curtis (12), Todd Abernethy (11), Clarence Sanders (11), Polynice (10) and Williams (10), vs. Ole Miss, 1/27/2007  
**Four Players with 15 or more points** – Erik Daniels (20), Marquis Estill (17), Kelenna Azubuike (16) and Gerald Fitch (15) vs. Kentucky, 3/5/2003

**Double-Doubles:**  
**Double-Double** – Ryan Mikesell (12 points, 11 rebounds) at Dayton, 12/21/2016  
**Triple-Double** – Sam Muldrow (16 points, 14 rebounds and 10 blocks) at South Carolina, 1/8/2010  
**20-10 game** – Ryan Rosburg (24 points, 11 rebounds), vs. Missouri, 2/10/2016  
**30-10 game** – Ben Simmons (36 points, 14 rebounds), LSU, 1/2/2016

**Double-Double in Points and Rebounds** – Ryan Mikesell (12 points, 11 rebounds) at Dayton, 12/21/2016  
**Double-Double in Points and Assists** – Nick Calathes (15 points, 10 assists) at Florida, 1/27/2008  
**Two players record double-doubles** – Prince Ibeh (13 points, 11 rebounds), Kerwin Roach, Jr. (15 points, 11 rebounds), at Texas, 1/30/2016

**Field Goals:**  
**Made 10 FG in a game** – Giddy Potts (10) at Middle Tennessee, 12/8/16  
**Made 11 FG in a game** – Jordan Mickey, vs. LSU (12), 1/24/15  
**Made 12 FG in a game** – Jamal Murray, vs. Kentucky (12), 2/27/16  
**Made 13 FG in a game** - Bobby Portis, at Arkansas (13), 1/10/15  
**Attempted 15 FG in a game** – Jared Brownridge (15), Santa Clara, 11/25/2016  
**Attempted 16 FG in a game** – Armani Moore (16), Tennessee, 3/1/2016  
**Attempted 17 FG in a game** – Giddy Potts (17) at Middle Tennessee, 12/8/16  
**Attempted 18 FG in a game** – Detrick Mostella (18), vs. Tennessee, 3/10/2016  
**Attempted 19 FG in a game** –Taurian Prince (19) at Baylor, 12/6/2015  
**Attempted 20 FG in a game** – Jamal Murray, vs. Kentucky (20), 2/27/16  
**Attempted 25 FG in a game** - Stefan Moody (25) at Ole Miss, 2/6/16

**Three-Pointers:**  
**Made 5 3-pointers in a game** – Kenny Gaines (5) vs. Georgia, 1/14/2015  
**Made 6 3-pointers in a game** – Jamal Murray, vs. Kentucky (6), 2/27/16

**Made 7 3-pointers in a game** – Chandler Parsons (7) vs. Florida, 1/25/2009  
**Made 8 3-pointers in a game**– Brian Sullivan (8) vs. Miami (OH), 1/2/2012  
**Attempted 10 3-pointers in a game** – Taylor Barnette, vs. Belmont, 11/15/16

**Free Throws:**  
**Made 8 FT in a game** – Q. Weatherspoon (8) at Miss. State, 2/16/2016  
**Made 9 FT in a game** – Dusty Hannahs (9) at Arkansas, 1/5/16  
**Made 10 FT in a game** – Miles Bowman, Jr. (10) vs. High Point, 12/6/2016  
**Made 16 FT in a game** – Ben Simmons (16), LSU, 1/2/2016  
**Made 17 FT in a game** – Morris Almond (17) at Rice, 1/3/2007

**Attempted 10 FT in a game** – Charles Cooke (10) at Dayton, 12/21/2016  
**Attempted 13 FT in a game** - Jared Brownridge (13) vs. Santa Clara, 11/25/16  
**Attempted 14 FT in a game** - Johnny O'Bryant III, (14) at LSU, 1/18/14  
**Attempted 15 FT in a game** – Ben Simmons (19), LSU, 1/2/2016

**Rebounds:**  
**10 Rebounds in a game** – Ryan Mikesell (11) at Dayton, 12/21/2016  
**15 Rebounds in a game** – Cinmeon Bowers (15) at Auburn, 2/13/2016  
**18 Rebounds in a game** – Daniel Northern (18) vs. Tennessee Tech, 12/20/2008  
**19 Rebounds in a game** – Omar Samhan (19) at St. Mary's, 11/20/2009  
**20 Rebounds in a game** – Roy Rogers (20) at Alabama, 1/3/1996

**Assists**  
**8 Assists** – Alex Caruso (8) at Texas A&M, 3/5/16  
**9 Assists** – John Wall (9) at Kentucky, 1/30/2010  
**10 Assists** – Alex Caruso (10) at Texas A&M, 1/31/2015  
**11 Assists** – Dee Bost (11) vs. Mississippi State, 3/11/2011  
**12 Assists** – G.G. Smith (12) vs. Georgia, 2/3/1999

**Blocks:**  
**4 Blocked Shots** – Jameel Warner (4), vs. Stony Brook, 11/19/15  
**5 Blocked Shots** –Karl-Anthony Towns, (7), at Kentucky, 1/20/15  
**6 Blocked Shots** – Reggie Lynch, (6), vs. Minnesota, 12/3/16  
**7 Blocked Shots** –A.J. Hammons, (7), at Purdue, 12/22/15  
**8 Blocked Shots** – Jarvis Varnado (9) vs. Mississippi State, 2/3/2010  
**10 Blocked Shots** - Sam Muldrow (10) at South Carolina, 1/8/2011

**Steals:**  
**5 Steals** – Devon Baukman (5) vs. Tennessee, 3/10/2016  
**6 Steals** – Jajuan Johnson (6) vs. Marquette, 11/11/2016  
**7 Steals** – Aaron Lucas (7) at South Carolina, 1/19/2002

**8 Steals** – Steve Wojochowski (8) at Duke, 11/22/1996  
**Two players with 3 steals** – Bobby Portis (4), Rashad Madden (3) at Arkansas, 1/10/15

**Minutes:**  
**Played every minute** – Kadeem Jack, Myles Mack vs. Rutgers, 11/28/14  
**Played over 40 minutes** –Carson Puriefoy (44), vs. Stony Brook, 11/19/15

**Fouls:**  
**Technical Foul** – Jordan Reed, vs. Tenn. St., 11/29/2016  
**Fouled Out** - Aaron Epps, at LSU, 12/29/2016  
**Three Players Fouled Out** – Donte' Williams, Nemanja Djuristic, John Florveus vs. Georgia, 1/14/2012

## OPPONENT - TEAM

**Scored 90 or more points at Memorial Gym** – 90 vs. LSU, 1/2/16 (LSU 90, Vanderbilt 85)  
**Scored 100 or more points** – 106 at Kentucky 3/5/2003 (L, 44-106)  
**Scored 110 or more points** – 120 vs. Kentucky 2/7/1996 (L, 81-120)  
**Scored 120 or more points** – 120 vs. Kentucky 2/7/1996 (L, 81-120)  
**Scored 130 or more points** – Never  
**Scored Less than 50 points** – 41 vs. Austin Peay, 11/13/15 (W, 80-41)  
**Scored Less than 40 points** – 31 at Mississippi State, 2/23/2013 (W, 72-31)  
**Shot 50% or Better** - .574 at LSU, 12/29/2016 (W, 96-89)  
**Shot 60% or Better** - .607 at LSU, 12/29/2016 (W, 96-89)  
**Shot 60% or Better from 3PT** - .800 (12-15), vs. High Point, 12/6/2016  
**Shot less than 30% FG**– .290 (18-62), at Auburn, 2/13/2016 (W, 86-57)  
**Shot less than 15% from 3PT**– .111 (2-18), vs. W. Michigan, 12/30/15 (W, 86-61)  
**Held Opponent Without a 3-Pointer** –vs. Nebraska, 11/18/10 (W, 59-49)  
**Shot 90% or Better from Free Throw Line** –91.3, at Georgia (23-25), 1/27/2015  
**Shot less than 50% from Free Throw Line** – .467, vs. Minnesota, 12/3/2016 (L, 52-56)  
**Attempted 30 FT** –36 vs. Butler, 11/24/2016  
**Attempted 40 FT** – 42 at Mississippi State, 2/12/2007  
**Attempted 45 or More FT** – 49 at South Carolina, 1/28/2009  
**Attempted five or less FT** – 1 vs. Miami (OH), 1/2/2012  
**Made 20 FT** – 25, vs. Butler, 11/24/2016  
**Made 30 FT** – 32, at South Carolina, 1/28/2009  
**Made 0 FT** – Georgia, 1/14/2009  
**Made 12 3PT** – 12, vs. High Point, 12/6/2016  
**Made 15 3PT** – 17, at LSU, 12/29/2016  
**Attempted 30 or more 3PT** – 41 vs. Belmont, 11/15/16  
**Had 20 Turnovers** – 20 vs. MTSU, 12/21/2012

## OPPONENT - INDIVIDUALS

**Scoring:**  
**Scored 25 points** – Giddy Potts (27) at Middle Tennessee, 12/8/16



**DJERY BAPTISTE**

**12**

R-Freshman, Center  
6'10" 240 lbs.  
Gonaives, Haiti  
Prestonwood Christian HS

**SEASON HIGHS**

**Points:** 8, vs. Belmont (11/15/16)  
**FG Made:** 3, vs. Belmont (11/15/16)  
**FG Atts:** 5, 2x, last vs. Bucknell (11/21/16)  
**3FG Made:**  
**3FG Atts:**  
**FT Made:** 3, vs. Norfolk St. (11/18/16)  
**FT Atts:** 6, vs. Norfolk St. (11/18/16)  
**Rebounds:** 7, vs. Norfolk St. (11/18/16)  
**Assists:** 1, at Dayton (12/21/16)  
**Turnovers:** 2, 3x, last vs. Butler (11/24/16)  
**Blocks:** 3, vs. Norfolk St. (11/18/16)  
**Steals:** 1, 2x, last vs. Norfolk St. (11/18/16)  
**Minutes:** 18, vs. Norfolk St. (11/18/16)

**CAREER HIGHS**

**Points:** 8, vs. Belmont (11/15/16)  
**FG Made:** 3, vs. Belmont (11/15/16)  
**FG Atts:** 5, 2x, last vs. Bucknell (11/21/16)  
**3FG Made:**  
**3FG Atts:**  
**FT Made:** 3, vs. Norfolk St. (11/18/16)  
**FT Atts:** 6, vs. Norfolk St. (11/18/16)  
**Rebounds:** 7, vs. Norfolk St. (11/18/16)  
**Assists:** 1, at Dayton (12/21/16)  
**Turnovers:** 2, 3x, last vs. Butler (11/24/16)  
**Blocks:** 3, vs. Norfolk St. (11/18/16)  
**Steals:** 1, 2x, last vs. Norfolk St. (11/18/16)  
**Minutes:** 18, vs. Norfolk St. (11/18/16)

**MISCELLANEOUS**

**BAPTISTE NOTEBOOK**

- ✪ Made first career-start vs. Butler.
- ✪ Tallied career-high eight points and three rebounds vs. Belmont; had 7 points and 7 rebounds vs. Norfolk St.
- ✪ Redshirted the 2015-16 season.
- ✪ Signed with the Commodores in November of 2014...Chose the Commodores over UConn, SMU, Oregon, and USC, and was ranked the eighth-best player in the state of Texas according to ESPN.
- ✪ Originally from Haiti, Baptiste is one of the most physically impressive prospects in the 2015 class. He speaks four languages and hopes to one day be a diplomat in his native country.
- ✪ Attended the Prestonwood Christian Academy in Plano, Texas, where he averaged 10 points, 10 rebounds, three blocks, two assists, and one steal in his senior season...Helped lead his Lion teams to four consecutive state championships...Named his team's Defensive Player of the Year in his senior season.
- ✪ Djery Jean Baptiste...November 12, 1995...Son of Hebert Jean Baptiste and Wislonde Destin...Plans to major in Public Policy and Linguistics...Recipient of the Myer Family Men's Basketball Scholarship...Advice to youngsters: "Seek God."

**BAPTISTE GAME-BY-GAME (FRESHMAN)**

Opponent	M	FG-A	3P-A	FT-A	Reb	PF	A	T	B	S	PTS
N11 vs. Marquette	9	0-1	0-0	1-2	1	4	0	0	1	1	1
N15 Belmont	11	3-5	0-0	2-2	3	4	0	2	0	0	8
N18 Norfolk State	18	2-4	0-0	3-6	7	3	0	2	3	1	7
N21 Bucknell	13	1-5	0-0	0-0	5	1	0	0	1	0	2
N24 vs. Butler*	17	1-3	0-0	0-0	2	3	0	2	0	0	2
N25 vs. Santa Clara	10	2-2	0-0	0-0	0	3	0	0	0	0	4
N29 Tennessee State	11	2-2	0-0	0-0	3	2	0	1	1	0	4
D3 vs. Minnesota	8	1-1	0-0	0-0	2	1	0	0	0	0	2
D6 High Point	14	0-0	0-0	0-0	1	2	0	1	0	0	0
D8 @ M. Tennessee	3	0-0	0-0	0-0	0	0	0	0	0	0	0
D17 Chattanooga	5	2-2	0-0	0-0	2	1	0	1	0	0	4
D21 @ Dayton	6	0-2	0-0	0-0	1	2	1	0	1	0	0
D29 @ LSU	9	0-1	0-0	0-0	1	2	0	0	0	0	0

Baptiste's Overall Statistics at Vanderbilt

Year	GP	GS	Min	Avg	FG	FGA	Pct	3FG	3FGA	Pct	FT	FTA	Pct	Off	Def	Tot	Avg	PF	FO	Ast	TO	Blk	Stl	Pts	Avg
2016-17	13	1	134	10.3	14	28	.500	0	0	.000	6	10	.600	11	17	28	2.2	28	0	1	9	7	2	34	2.6
<b>TOTAL</b>	<b>13</b>	<b>1</b>	<b>134</b>	<b>10.3</b>	<b>14</b>	<b>28</b>	<b>.500</b>	<b>0</b>	<b>0</b>	<b>.000</b>	<b>6</b>	<b>10</b>	<b>.600</b>	<b>11</b>	<b>17</b>	<b>28</b>	<b>2.2</b>	<b>28</b>	<b>0</b>	<b>1</b>	<b>9</b>	<b>7</b>	<b>2</b>	<b>34</b>	<b>2.6</b>

Baptiste's SEC Statistics at Vanderbilt

Year	GP	GS	Min	Avg	FG	FGA	Pct	3FG	3FGA	Pct	FT	FTA	Pct	Off	Def	Tot	Avg	PF	FO	Ast	TO	Blk	Stl	Pts	Avg
2016-17	1	0	9	9.0	0	1	.000	0	0	.000	0	0	.000	1	0	1	1.0	2	0	0	0	0	0	0	0.0
<b>TOTAL</b>	<b>1</b>	<b>0</b>	<b>9</b>	<b>9.0</b>	<b>0</b>	<b>1</b>	<b>.000</b>	<b>0</b>	<b>0</b>	<b>.000</b>	<b>0</b>	<b>0</b>	<b>.000</b>	<b>1</b>	<b>0</b>	<b>1</b>	<b>1.0</b>	<b>2</b>	<b>0</b>	<b>0</b>	<b>0</b>	<b>0</b>	<b>0</b>	<b>0</b>	<b>0.0</b>



**CLEVON BROWN**

**15** Freshman, Forward  
6'8" 219 lbs.  
San Antonio, Texas  
Churchill HS

**SEASON HIGHS**

**Points:** 6, 3x, last at M. Tennessee (12/8/16)  
**FG Made:** 3, at M. Tennessee (12/8/16)  
**FG Atts:** 4, 3x, last at M. Tennessee (12/8/16)  
**3FG Made:** 2, vs. Butler (11/24/16)  
**3FG Atts:** 3, vs. Norfolk St. (11/18/16)  
**FT Made:** 1, 2x, last vs. Chattanooga (12/17/16)  
**FT Atts:** 2, last vs. Chattanooga (12/17/16)  
**Rebounds:** 4, at M. Tennessee (12/8/16)  
**Assists:** 1, at M. Tennessee (12/8/16)  
**Turnovers:** 2, vs. Tennessee State (11/29/16)  
**Blocks:** 1, 5x, last at M. Tennessee (12/8/16)  
**Steals:**  
**Minutes:** 17, at M. Tennessee (12/8/16)

**CAREER HIGHS**

**Points:** 6, 3x, last at M. Tennessee (12/8/16)  
**FG Made:** 3, at M. Tennessee (12/8/16)  
**FG Atts:** 4, 3x, last at M. Tennessee (12/8/16)  
**3FG Made:** 2, vs. Butler (11/24/16)  
**3FG Atts:** 3, vs. Norfolk St. (11/18/16)  
**FT Made:** 1, (2x), last vs. Chattanooga (12/17/16)  
**FT Atts:** 2, last vs. Chattanooga (12/17/16)  
**Rebounds:** 4, at M. Tennessee (12/8/16)  
**Assists:** 1, at M. Tennessee (12/8/16)  
**Turnovers:** 2, vs. Tennessee State (11/29/16)  
**Blocks:** 1, 5x, last at M. Tennessee (12/8/16)  
**Steals:**  
**Minutes:** 17, at M. Tennessee (12/8/16)

**MISCELLANEOUS**

**BROWN NOTEBOOK**

- ✪ Tied a career high with six points vs. Middle Tennessee. Also grabbed career-best four rebounds.
- ✪ Signed with the Commodores in November of 2015.
- ✪ Made career debut vs. Marquette, scored five points against Golden Eagles; scored career-high six points vs. Norfolk State.
- ✪ Was ranked as the 9th-best player in the state of Texas by Texas Hoops, and the 126th-ranked player nationally by Rivals.com.
- ✪ As a junior, he averaged 16.8 points, 9.4 rebounds, and 3.2 blocks per game and was named to the District 26-6A first team, while also claiming all-tournament honors at the Northside ISD and Georgetown tournaments.
- ✪ Ranked as the 26th-ranked power forward in the country by Scout.com, he also received offers from Texas, Illinois, Notre Dame, and Auburn.

**BROWN GAME-BY-GAME (FRESHMAN)**

Opponent	M	FG-A	3P-A	FT-A	Reb	PF	A	T	B	S	PTS
N11 vs. Marquette	13	2-2	1-1	0-0	2	1	0	1	1	0	5
N15 Belmont	5	0-0	0-0	0-0	0	1	0	0	1	0	0
N18 Norfolk State	16	2-4	1-3	1-1	3	1	0	0	1	0	6
N21 Bucknell	2	0-0	0-0	0-0	1	0	0	1	0	0	0
N24 vs. Butler	16	2-4	2-2	0-0	4	2	0	1	0	0	6
N25 vs. Santa Clara	8	0-3	0-2	0-0	3	0	0	0	0	0	0
N29 Tennessee State	10	0-3	0-2	0-0	2	1	0	2	0	0	0
D3 vs. Minnesota	3	0-1	0-1	0-0	0	3	0	0	0	0	0
D6 High Point	11	1-2	1-2	0-0	0	2	0	1	1	0	3
D8 @ M. Tennessee	17	3-4	0-0	0-0	4	1	1	0	1	0	6
D17 Chattanooga	5	0-0	0-0	1-2	1	1	0	1	0	0	1
D21 @ Dayton	3	0-0	0-0	0-0	2	1	0	0	0	0	0
D29 @ LSU											DNP

Brown's Overall Statistics at Vanderbilt

Year	GP	GS	Min	Avg	FG	FGA	Pct	3FG	3FGA	Pct	FT	FTA	Pct	Off	Def	Tot	Avg	PF	FO	Ast	TO	Blk	Stl	Pts	Avg
2016-17	12	0	109	9.1	10	23	.435	5	13	.385	2	3	.667	7	15	22	1.8	14	0	1	7	5	0	27	2.3
<b>TOTAL</b>	<b>12</b>	<b>0</b>	<b>109</b>	<b>9.1</b>	<b>10</b>	<b>23</b>	<b>.435</b>	<b>5</b>	<b>13</b>	<b>.385</b>	<b>2</b>	<b>3</b>	<b>.667</b>	<b>7</b>	<b>15</b>	<b>22</b>	<b>1.8</b>	<b>14</b>	<b>0</b>	<b>1</b>	<b>7</b>	<b>5</b>	<b>0</b>	<b>27</b>	<b>2.3</b>



**NOLAN CRESSLER**

**24**

RS Senior, Guard  
6'4" 210 lbs.  
Pittsburgh, Pa.  
Cornell/Plum HS

**SEASON HIGHS**

- Points:** 11, at Dayton (12/21/16)
- FG Made:** 5, at Dayton (12/21/16)
- FG Atts:** 9, at Dayton (12/21/16)
- 3FG Made:** 2, vs. High Point (12/6/16)
- 3FG Atts:** 3, 2x, last vs. High Point (12/6/16)
- FT Made:** 4, vs. Minnesota (12/3/16)
- FT Atts:** 5, vs. Minnesota (12/3/16)
- Rebounds:** 9, vs. Marquette (11/11/16)
- Assists:** 5, vs. High Point (12/6/16)
- Turnovers:** 3, 2x, last vs. High Point (12/6/16)
- Blocks:**
- Steals:** 3, vs. High Point (12/6/16)
- Minutes:** 28, vs. Belmont (11/15/16)

**CAREER HIGHS**

- Points:** 34, vs. Brown (2/22/14)
- FG Made:** 11, vs. Siena (11/22/13)
- FG Atts:** 22, vs. Penn (3/8/14)
- 3FG Made:** 6, vs. Brown (2/22/14)
- 3FG Atts:** 13, at W. Michigan (11/29/13)
- FT Made:** 10, 2x, last vs. Brown (2/22/14)
- FT Atts:** 14, vs. Brown (2/22/14)
- Rebounds:** 9, 3x, last vs. Marquette (11/11/16)
- Assists:** 5, vs. High Point (12/6/16)
- Turnovers:** 4, 4x, last vs. Princeton (3/7/14)
- Blocks:** 1, 5x, last vs. Wichita St. (3/15/16)
- Steals:** 3, 2x, last vs. High Point (12/6/16)
- Minutes:** 37, 4x, last vs. Brown (2/22/14)

**MISCELLANEOUS**

	2016-17	Career
Double-Digit Pts.	3	44
20+ Points	-	11
5+ threes	-	5

**CRESSLER NOTEBOOK**

- ✪ Scored in double figures in consecutive games for first time in Vanderbilt career.
- ✪ Tallied 10 points vs. High Point. Also tied a career-high with three steals and set a new career-best with five assists.
- ✪ Scored eight points vs. Bucknell; also scored eight points vs. Butler.
- ✪ Tied career high with nine rebounds vs. Marquette.
- ✪ Posted six games in double figures in 2015-16. Scored season-high 14 points vs. Detroit on season-best six made field goals.
- ✪ Tied season high with 14 points at Ole Miss in only 13 minutes of action.
- ✪ Scored 11 points vs. Tennessee in only 12 minutes.
- ✪ Tallied 10 points vs. St. John's in Maui.
- ✪ 6'4 guard who transferred to Vanderbilt from Cornell in the summer of 2014.
- ✪ Averaged 16.8 points, 4.2 rebounds, and 1.6 assists in his sophomore season with the Big Red...Named an honorable-mention All-Ivy selection as a sophomore...Has two years of eligibility remaining after sitting out the 2014-15 season.
- ✪ Led the team in scoring with 16.8 points per game with the Big Red.
- ✪ Also averaged 4.2 rebounds, and 1.6 assists per contest.
- ✪ Scored a career-high 34 points against Brown..His 469 points ranked 14th in a single season at Cornell, while his 68 3-pointers sits 11th... He shot 41 percent from the floor and 36 percent from 3-point range while adding 4.2 rebounds and 1.6 assists per contest.
- ✪ Scored 27 points, including five 3-pointers, at 2013 MAC champion Western Michigan, and notched 25 points on 11-of-19 shooting vs. Siena, adding three rebounds and two assists.
- ✪ Opened the 2013-14 season with a bang, scoring a career-best 23 points in the season opener at Syracuse, including 20 in the first half.

**CRESSLER GAME-BY-GAME (SENIOR)**

Opponent	M	FG-A	3P-A	FT-A	Reb	PF	A	T	B	S	PTS
N11 vs. Marquette*	19	3-8	1-1	0-0	9	1	1	3	0	0	7
N15 Belmont*	28	2-5	1-2	0-0	5	3	3	0	0	1	5
N18 Norfolk State*	15	1-5	1-3	0-0	3	2	1	0	0	0	3
N21 Bucknell*	22	4-7	0-2	0-0	1	1	1	1	0	0	8
N24 vs. Butler	18	3-5	1-2	1-1	3	5	0	2	0	2	8
N25 vs. Santa Clara	12	1-3	1-1	0-0	3	1	0	0	0	0	3
N29 Tennessee State	19	2-2	1-1	0-0	5	1	1	2	0	0	5
D3 vs. Minnesota	18	1-3	0-0	4-5	4	2	0	0	0	1	6
D6 High Point	22	4-7	2-3	0-0	4	1	5	3	0	3	10
D8 @ M. Tennessee	26	1-4	0-1	1-2	2	3	1	0	0	1	3
D17 Chattanooga	14	0-1	0-1	0-0	0	1	1	1	0	0	0
D21 @ Dayton	18	5-9	1-3	0-0	6	2	1	1	0	0	11
D29 @ LSU	23	4-4	1-1	1-2	3	1	2	1	0	1	10

**Cressler's Overall Statistics**

Year	GP	GS	Min	Avg	FG	FGA	Pct	3FG	3FGA	Pct	FT	FTA	Pct	Off	Def	Tot	Avg	PF	FO	Ast	TO	Blk	Stl	Pts	Avg
2012-13*	31	12	717	23.1	99	232	.427	54	134	.403	36	47	.766	29	87	116	3.7	54	0	24	31	1	19	288	9.3
2013-14*	28	28	912	32.6	169	411	.411	68	187	.364	63	81	.778	20	98	118	4.2	78	3	45	59	2	14	469	16.8
2015-16	30	2	370	12.3	57	125	.456	17	62	.274	12	23	.522	10	55	65	2.2	41	1	23	21	3	3	143	4.8
2016-17	13	4	254	19.5	31	63	.492	10	21	.476	7	10	.700	15	33	48	3.7	24	1	17	14	0	9	79	6.1
<b>TOTAL</b>	<b>43</b>	<b>6</b>	<b>624</b>	<b>14.5</b>	<b>88</b>	<b>188</b>	<b>.468</b>	<b>27</b>	<b>83</b>	<b>.325</b>	<b>19</b>	<b>33</b>	<b>.576</b>	<b>25</b>	<b>88</b>	<b>113</b>	<b>2.6</b>	<b>65</b>	<b>2</b>	<b>40</b>	<b>35</b>	<b>3</b>	<b>12</b>	<b>222</b>	<b>5.2</b>
<b>All*</b>	<b>102</b>	<b>46</b>	<b>2253</b>	<b>22.1</b>	<b>356</b>	<b>831</b>	<b>.428</b>	<b>149</b>	<b>404</b>	<b>.369</b>	<b>118</b>	<b>161</b>	<b>.733</b>	<b>74</b>	<b>273</b>	<b>347</b>	<b>3.4</b>	<b>197</b>	<b>5</b>	<b>109</b>	<b>125</b>	<b>6</b>	<b>45</b>	<b>979</b>	<b>9.6</b>

\* Statistics from prior team/school

**Cressler's SEC Statistics at Vanderbilt**

Year	GP	GS	Min	Avg	FG	FGA	Pct	3FG	3FGA	Pct	FT	FTA	Pct	Off	Def	Tot	Avg	PF	FO	Ast	TO	Blk	Stl	Pts	Avg
2015-16	15	0	144	9.6	24	55	.436	5	23	.217	9	17	.529	5	25	30	2.0	18	1	8	8	1	3	62	4.1
2016-17	1	0	23	23.0	4	4	1.000	1	1	1.000	1	2	.500	1	2	3	3.0	1	0	2	1	0	1	10	10.0
<b>TOTAL</b>	<b>16</b>	<b>0</b>	<b>167</b>	<b>10.4</b>	<b>28</b>	<b>59</b>	<b>.475</b>	<b>6</b>	<b>24</b>	<b>.250</b>	<b>10</b>	<b>19</b>	<b>.526</b>	<b>6</b>	<b>27</b>	<b>33</b>	<b>2.1</b>	<b>19</b>	<b>1</b>	<b>10</b>	<b>9</b>	<b>1</b>	<b>4</b>	<b>72</b>	<b>4.5</b>



**MATTHEW FISHER-DAVIS**

**5**

Junior, Guard  
6'5" 185 lbs.  
Charlotte, N.C.  
Butler HS

**SEASON HIGHS**

- Points:** 25, at Dayton (12/21/16)
- FG Made:** 9, at Dayton (12/21/16)
- FG Atts:** 18, at Dayton (12/21/16)
- 3FG Made:** 5, at Dayton (12/21/16)
- 3FG Atts:** 9, 3x, last at LSU (12/29/16)
- FT Made:** 9, 2x, last at LSU (12/29/16)
- FT Atts:** 12, at LSU (12/29/16)
- Rebounds:** 7, vs. Chattanooga (12/17/16)
- Assists:** 4, vs. Minnesota (12/3/16)
- Turnovers:** 4, 2x, last at Dayton (12/21/16)
- Blocks:** 1, 3x, last at Dayton (12/21/16)
- Steals:** 2, vs. Tennessee State (11/29/16)
- Minutes:** 37, vs. Chattanooga (12/17/16)

**CAREER HIGHS**

- Points:** 25, at Dayton (12/21/16)
- FG Made:** 9, at Dayton (12/21/16)
- FG Atts:** 18, at Dayton (12/21/16)
- 3FG Made:** 6, 3x, last at Miss. St. (2/16/16)
- 3FG Atts:** 11, 3x, last at Tennessee (1/20/16)
- FT Made:** 9, 2x, last at LSU (12/29/16)
- FT Atts:** 12, at LSU (12/29/16)
- Rebounds:** 11, vs. Wofford (12/19/15)
- Assists:** 7, vs. Dayton (12/9/15)
- Turnovers:** 5, at Stanford (3/24/15)
- Blocks:** 4, vs. S. Dakota St. (3/20/15)
- Steals:** 3, vs. Gardner-Webb (11/16/15)
- Minutes:** 41, at Arkansas (1/5/16)

**MISCELLANEOUS**

	2016-17	Career
Double-Digit Pts.	11	39
3+ Threes	7	36
Double-Double	-	1

**FISHER-DAVIS NOTEBOOK**

- ☛ Leads the team in scoring with 16.4 points per game, ranks sixth in the SEC in scoring, second in the league in three's made (2.8), fourth in three-point field goal percentage (.425), and 10th in free throw percentage (.852).
- ☛ Scored 20 or more points in four games this year.
- ☛ Scored a career-high 25 points at Dayton on career-best nine made field goals. Made season-high five threes vs. Flyers; tallied 23 points in win at LSU in SEC opener.
- ☛ Tallied 22 points in win over Tennessee State - made then career high in FT's (8) and FTA's (11).
- ☛ Has made three or more threes in six games this season and 35 times in his career.
- ☛ Tallied 23 points vs. Bucknell.
- ☛ Started 28 games and played in 32 contests in 2015-16. Scored in double figures in 17 games in 2015-16. Made three or more threes in 17 games.
- ☛ Tallied a career-high 20 points on three different occasions - at Arkansas, at Mississippi State, and at home against Kentucky.
- ☛ Tied a career-best with six made threes at Tennessee. He also added eight rebounds and a career-high four assists in 18-point effort.
- ☛ Finished the season first in the SEC in three-point field goal percentage at 44.6%.
- ☛ Had first double-double of his career with 10 points and career-high rebounds vs. Wofford.
- ☛ Finished 2014-15 as the SEC's freshman leader in three-pointers made (2.1, 6th in conference) and was second in three-point percentage in all games (.401). In league games only, Fisher-Davis was fifth in threes made (2.2) and fourth in three-point percentage (.402).
- ☛ Scored a career-high 18 points at Stanford in NIT Quarterfinals on a career-high six made threes.
- ☛ Had three made threes against Purdue and W. Carolina.
- ☛ Scored 11 points vs. Norfolk St.
- ☛ 6'5 guard considered one of best shooters in 2014 class...Shot 67.5% from the floor, 49.1% from three, and 96% from the free throw line in his senior season at Butler HS.
- ☛ Averaged 22 points, 13 rebounds, five assists, two steals and two blocks per game as a senior, and was named the SW4A Player of the Year and as a member of the Charlotte Observer's All-Observer team.
- ☛ Chose Vanderbilt over Texas, Georgia, Baylor, Kansas State, Virginia, Oklahoma State, Arkansas, Alabama, and Wake Forest.

**FISHER-DAVIS GAME-BY-GAME (JUNIOR)**

Opponent	M	FG-A	3P-A	FT-A	Reb	PF	A	T	B	S	PTS
N11 vs. Marquette*	22	4-10	2-5	2-2	0	0	1	4	0	0	12
N15 Belmont*	34	4-10	3-6	5-5	3	0	0	2	0	0	16
N18 Norfolk State*	27	5-12	4-9	4-4	3	3	2	0	1	1	18
N21 Bucknell*	36	7-12	4-7	5-7	2	2	0	2	0	1	23
N24 vs. Butler*	11	1-3	0-2	0-0	3	0	0	0	0	1	2
N25 vs. Santa Clara*	35	4-9	3-6	3-3	2	2	2	2	0	0	14
N29 Tennessee State*	29	6-10	2-5	8-11	5	2	1	2	0	2	22
D3 vs. Minnesota*	35	3-11	2-7	0-0	3	1	4	2	0	1	8
D6 High Point*	29	6-10	4-8	3-4	3	0	3	1	1	0	19
D8 @ M. Tennessee*	36	4-13	3-7	2-2	3	1	1	4	0	1	13
D17 Chattanooga*	37	4-14	1-7	9-9	7	3	2	2	0	0	18
D21 @ Dayton*	29	9-18	5-9	2-2	3	4	0	4	1	0	25
D29 @ LSU*	29	5-13	4-9	9-12	4	2	0	2	0	0	23

Fisher-Davis' Overall Statistics at Vanderbilt

Year	GP	GS	Min	Avg	FG	FGA	Pct	3FG	3FGA	Pct	FT	FTA	Pct	Off	Def	Tot	Avg	PF	FO	Ast	TO	Blk	Stl	Pts	Avg
2014-15	34	11	777	22.9	80	228	.351	71	177	.401	15	21	.714	16	63	79	2.3	55	0	46	31	16	13	246	7.2
2015-16	32	28	877	27.4	102	236	.432	79	177	.446	27	36	.750	12	103	115	3.6	50	1	36	27	9	15	310	9.7
2016-17	13	13	389	29.9	62	145	.428	37	87	.425	52	61	.852	5	36	41	3.2	20	0	16	27	3	7	213	16.4
<b>TOTAL</b>	<b>79</b>	<b>52</b>	<b>2043</b>	<b>25.9</b>	<b>244</b>	<b>609</b>	<b>.401</b>	<b>187</b>	<b>441</b>	<b>.424</b>	<b>94</b>	<b>118</b>	<b>.797</b>	<b>33</b>	<b>202</b>	<b>235</b>	<b>3.0</b>	<b>125</b>	<b>1</b>	<b>98</b>	<b>85</b>	<b>28</b>	<b>35</b>	<b>769</b>	<b>9.7</b>

Fisher-Davis' SEC Statistics at Vanderbilt

Year	GP	GS	Min	Avg	FG	FGA	Pct	3FG	3FGA	Pct	FT	FTA	Pct	Off	Def	Tot	Avg	PF	FO	Ast	TO	Blk	Stl	Pts	Avg
2014-15	18	7	429	23.8	45	127	.354	39	97	.402	7	11	.636	9	36	45	2.5	27	0	26	17	7	7	136	7.6
2015-16	17	14	491	28.9	57	130	.438	44	101	.436	18	24	.750	5	48	53	3.1	26	1	21	15	4	7	176	10.4
2016-17	1	1	29	29.0	5	13	.385	4	9	.444	9	12	.750	0	4	4	4.0	2	0	0	2	0	0	23	23.0
<b>TOTAL</b>	<b>36</b>	<b>22</b>	<b>949</b>	<b>26.4</b>	<b>107</b>	<b>270</b>	<b>.396</b>	<b>87</b>	<b>207</b>	<b>.420</b>	<b>34</b>	<b>47</b>	<b>.723</b>	<b>14</b>	<b>88</b>	<b>102</b>	<b>2.8</b>	<b>55</b>	<b>1</b>	<b>47</b>	<b>34</b>	<b>11</b>	<b>14</b>	<b>335</b>	<b>9.3</b>



**LUKE KORNET**

**3**

Senior, Forward  
7'1" 250 lbs.  
Lantana, Texas  
Liberty Christian HS

**SEASON HIGHS**

- Points:** 20, vs. Belmont (11/15/16)
- FG Made:** 8, vs. Bucknell (11/21/16)
- FG Atts:** 18, vs. Minnesota (12/3/16)
- 3FG Made:** 3, vs. Chattanooga (12/17/16)
- 3FG Atts:** 8, vs. Minnesota (12/3/16)
- FT Made:** 12, vs. Belmont (11/15/16)
- FT Atts:** 16, vs. Belmont (11/15/16)
- Rebounds:** 7, vs. Belmont (11/15/16)
- Assists:** 2, 2x, last at LSU (12/29/16)
- Turnovers:** 4, vs. Butler (11/24/16)
- Blocks:** 4, 2x, last at Dayton (12/21/16)
- Steals:** 2, 2x, last at LSU (12/29/16)
- Minutes:** 35, vs. Chattanooga (12/17/16)

**CAREER HIGHS**

- Points:** 24, vs. Tennessee State (11/23/14)
- FG Made:** 10, vs. Tennessee State (11/23/14)
- FG Atts:** 18, vs. Minnesota (12/3/16)
- 3FG Made:** 5, at Tennessee (2/26/15)
- 3FG Atts:** 9, at S. Carolina (1/9/16)
- FT Made:** 12, vs. Belmont (11/15/16)
- FT Atts:** 16, vs. Belmont (11/15/16)
- Rebounds:** 14, at Tennessee (1/20/16)
- Assists:** 4, 2x, last vs. South Carolina (2/7/15)
- Turnovers:** 4, 3x, last vs. Butler (11/24/16)
- Blocks:** 10, vs. Auburn (1/12/16)
- Steals:** 3, vs. Miss. State (2/1/14)
- Minutes:** 37, 3x, last vs. Kentucky (2/27/16)

**MISCELLANEOUS**

	2016-17	Career
Double-Digit Pts.	8	40
3+ Threes	1	9
4+ Blocks	2	16

**KORNET NOTEBOOK**

- ✪ Scored in double figures in eight of 13 games this season; posted four blocks at Dayton, scored 14 pts at LSU.
- ✪ Eighth in the SEC in blocks (1.8) and 8th in free throw percentage (.859).
- ✪ Made a game-winning three vs. Chattanooga on Dec. 17; was season-best 3-6 from three.
- ✪ Led the team with 15 points in 2016-17 season opener vs. Marquette; scored 20 points vs. Belmont and set new career highs in FTs made and attempted; had season-high four blocks vs. Norfolk St.; scored 19 vs. Bucknell.
- ✪ Played in 28 games and made 25 starts in 2015-16. Averaged 8.9 points and 7.3 rebounds per game. Named to All-SEC Defensive Team.
- ✪ Scored in double figures in 11 games and had four or more blocks in 12 contests. Scored a season-high 20 points at Ole Miss. Made season-high four threes in win over Texas A&M in Nashville.
- ✪ 3rd in the nation in blocked shots, averaging 3.0 blocks per game. He is fifth in the program's history in career blocks per game (1.49) and is fourth in total blocks (139).
- ✪ In a single season, Kornet's 84 blocks ranked second in program history, and his 3.0 average was the best in a single season.
- ✪ Notched the program's second triple double with 11 points, 11 rebounds, and 10 blocks vs. Auburn. It was the program's first triple-double with blocks. Brad Tinsley had the other triple double when he registered 11 points, 10 rebounds, and 10 assists in a win over Presbyterian on November 12, 2010.
- ✪ The 10 blocks set a new Vanderbilt program single-game record - the previous best was seven by Will Perdue (vs. East Carolina, 12/28/87), Festus Ezeli (at Georgia, 2/16/11) and Damian Jones (at South Carolina, 2/13/14).
- ✪ Scored in double figures in 18 games as a sophomore and made three or more threes in six games.
- ✪ Scored 22 points vs. LSU off of the bench, a career-high in SEC games. He was 9-13 from the floor.
- ✪ Scored career-high 24 points on 10-11 shooting vs. Tenn. State... He tied the Memorial Gym record for FG% held by Jeffery Taylor, who was also 10-11 from the floor vs. Tennessee State on December 19, 2009.
- ✪ Played in 30 games and started two as a true freshman; averaged 4.0 points, 2.3 rebounds, and 0.8 assists per game in 2013-14; Scored in double-figures in three games.
- ✪ Grew seven inches in his senior season in high school and then two more when he arrived on campus.
- ✪ Son of Frank Kornet, a former Vanderbilt basketball standout of his own from 1986-89.
- ✪ Averaged 15.0 points, 8.0 rebounds, 3.0 blocks, and 3.0 steals at Liberty Christian School in Argyle, Texas.
- ✪ Team was a state finalist in 2013, and were District TAPPS 5A-1 Champions in 2013.
- ✪ Named to TAPPS 5A First Team All-State in 2012-13, and was an honorable all-state selection in 2011-12.
- ✪ Advice to youngsters: "Your life is a gift from God, so do everything possible to give back to Him."

**KORNET GAME-BY-GAME (SENIOR)**

Opponent	M	FG-A	3P-A	FT-A	Reb	PF	A	T	B	S	PTS
N11 vs. Marquette*	23	4-9	1-4	6-6	5	3	1	3	2	0	15
N15 Belmont*	29	4-9	0-0	12-16	7	1	2	3	3	0	20
N18 Norfolk State*	22	2-5	0-0	5-6	5	1	0	1	4	0	9
N21 Bucknell*	24	8-14	1-1	2-2	6	4	1	1	0	0	19
N24 vs. Butler*	28	2-11	1-5	0-0	5	3	1	4	2	0	5
N25 vs. Santa Clara*	30	4-9	1-3	9-10	6	3	0	3	1	0	18
N29 Tennessee State*	28	2-4	0-1	8-8	6	2	1	3	2	1	12
D3 vs. Minnesota*	32	4-18	2-8	2-4	6	3	1	1	2	0	12
D6 High Point*	23	3-8	0-2	2-2	3	4	1	1	1	1	8
D8 @ M. Tennessee*	28	3-13	0-2	2-2	5	1	1	1	1	0	8
D17 Chattanooga*	35	5-10	3-6	5-6	4	2	2	2	2	2	18
D21 @ Dayton*	33	3-12	2-7	0-0	8	0	3	0	4	0	8
D29 @ LSU*	33	5-7	2-4	2-2	4	3	2	0	0	2	14

**Kornet's Overall Statistics at Vanderbilt**

Year	GP	GS	Min	Avg	FG	FGA	Pct	3FG	3FGA	Pct	FT	FTA	Pct	Off	Def	Tot	Avg	PF	FO	Ast	TO	Blk	Stl	Pts	Avg
2013-14	30	2	460	15.3	45	131	.344	21	89	.236	8	15	.533	19	49	68	2.3	34	0	23	21	17	9	119	4.0
2014-15	35	14	756	21.6	106	214	.495	50	125	.400	42	55	.764	32	88	120	3.4	67	1	37	41	38	7	304	8.7
2015-16	28	25	767	27.4	87	216	.403	26	93	.280	49	71	.690	50	154	204	7.3	68	1	41	31	84	14	249	8.9
2016-17	13	13	368	28.3	49	129	.380	13	43	.302	55	64	.859	21	49	70	5.4	30	0	16	23	24	6	166	12.8
<b>TOTAL</b>	<b>106</b>	<b>54</b>	<b>2351</b>	<b>22.2</b>	<b>287</b>	<b>690</b>	<b>.416</b>	<b>110</b>	<b>350</b>	<b>.314</b>	<b>154</b>	<b>205</b>	<b>.751</b>	<b>122</b>	<b>340</b>	<b>462</b>	<b>4.4</b>	<b>199</b>	<b>2</b>	<b>117</b>	<b>116</b>	<b>163</b>	<b>36</b>	<b>838</b>	<b>7.9</b>

**Kornet's SEC Statistics at Vanderbilt**

Year	GP	GS	Min	Avg	FG	FGA	Pct	3FG	3FGA	Pct	FT	FTA	Pct	Off	Def	Tot	Avg	PF	FO	Ast	TO	Blk	Stl	Pts	Avg
2013-14	18	1	279	15.5	24	78	.308	12	57	.211	4	9	.444	10	29	39	2.2	16	0	13	13	10	7	64	3.6
2014-15	18	4	401	22.3	56	119	.471	28	72	.389	21	25	.840	14	44	58	3.2	32	1	22	19	15	5	161	8.9
2015-16	17	15	500	29.4	52	132	.394	19	59	.322	31	47	.660	29	103	132	7.8	47	1	26	26	54	9	154	9.1
2016-17	1	1	33	33.0	5	7	.714	2	4	.500	2	2	1.000	1	3	4	4.0	3	0	2	0	0	2	14	14.0
<b>TOTAL</b>	<b>54</b>	<b>21</b>	<b>1213</b>	<b>22.5</b>	<b>137</b>	<b>336</b>	<b>.408</b>	<b>61</b>	<b>192</b>	<b>.318</b>	<b>58</b>	<b>83</b>	<b>.699</b>	<b>54</b>	<b>179</b>	<b>233</b>	<b>4.3</b>	<b>98</b>	<b>2</b>	<b>63</b>	<b>58</b>	<b>79</b>	<b>23</b>	<b>393</b>	<b>7.3</b>



## RILEY LACHANCE

# 13

Junior, Guard  
6'2" 192 lbs.  
Brookfield, Wis.  
Brookfield HS

### SEASON HIGHS

- Points:** 14, at LSU (12/29/16)
- FG Made:** 8, at LSU (12/29/16)
- FG Atts:** 13, at LSU (12/29/16)
- 3FG Made:** 5, vs. Santa Clara (11/25/16)
- 3FG Atts:** 7, at LSU (12/29/16)
- FT Made:** 4, 3x, last at LSU (12/29/16)
- FT Atts:** 6, vs. Tennessee State (11/29/16)
- Rebounds:** 7, vs. Minnesota (12/3/16)
- Assists:** 7, vs. High Point (12/6/16)
- Turnovers:** 3, 3x, last at M. Tennessee (12/8/16)
- Blocks:** 1, vs. Marquette (11/11/16)
- Steals:** 2, 2x, last vs. High Point (12/6/16)
- Minutes:** 38, vs. Minnesota (12/3/16)

### CAREER HIGHS

- Points:** 26, 2x, last vs. W. Carolina (12/16/14)
- FG Made:** 9, vs. Purdue (12/13/14)
- FG Atts:** 18, at Florida (2/18/15)
- 3FG Made:** 5, 4x, last vs. Santa Clara (11/25/16)
- 3FG Atts:** 9, 2x, last at Ole Miss (3/7/15)
- FT Made:** 5, 2x, last vs. W. Carolina (12/16/14)
- FT Atts:** 5, 4x, last vs. Georgia (1/14/15)
- Rebounds:** 9, vs. Missouri (2/21/15)
- Assists:** 8, at Ole Miss (3/7/15)
- Turnovers:** 5, vs. Florida (2/3/15)
- Blocks:** 1, 2x, last vs. Stony Brook (11/19/15)
- Steals:** 5, vs. Penn (12/22/14)
- Minutes:** 42, 2x, last vs. Tennessee (2/11/15)

### MISCELLANEOUS

	2016-17	Career
Double-Digit Pts.	6	41
20+ Point games	1	4

### LACHANCE NOTEBOOK

- ☛ Scored season-high 24 points in win at LSU. Finished 8-13 from floor, 4-7 from three, and had 5 assists. Was fourth time of his career and first time this season eclipsing the 20-point mark.
- ☛ Leads the SEC in three-point field goal percentage (59.6%) and assist-to-turnover ratio (3.4). He is also tied for fifth in the league in assists (4.4) and tied for 7th in three's made (2.2).
- ☛ Tallied 17 points - was 6-7 from the floor and 5-6 from three vs. Santa Clara. Also added four rebounds and six assists, and had zero turnovers; named to Continental Tire Las Vegas Invitational All-Tournament team.
- ☛ Played in 33 games and started 19 in 2015-16. Averaged 6.9 points and 2.4 rebounds per game.
- ☛ Scored double figures in 11 games in 2015-16, including a season-high 18 points vs. Alabama while tying a career-best with five threes.
- ☛ Scored 13 points, had six assists, and four assists vs. Gardner-Webb; also scored 13 points vs. Stony Brook.
- ☛ Named to preseason All-SEC 2nd Team by league coaches in 2015.
- ☛ Named to the SEC All-Freshman team in 2015; SEC freshman leader in points scored in all games and second in threes made.
- ☛ Third on Vanderbilt's single-season freshman scoring list with 429 points - one of only four Vanderbilt freshman to ever eclipse 400-point barrier.
- ☛ Seventh in threes made (2.1) and eighth in minutes (33.3) last season. Second amongst freshmen in SEC in threes made behind teammate Matthew Fisher-Davis.
- ☛ Captured four SEC Freshmen of the Week honors in 2014-15, which set a program record.
- ☛ Scored in double figures in 24 games in 2014-15, scored 20 or more points in three contests.
- ☛ Ended freshman season with 102 assists, third on the freshman single-season list.
- ☛ Scored 19 points and dished out career-best eight assists in win at Ole Miss.
- ☛ Had a career-high nine rebounds vs. Missouri.
- ☛ Scored a career-high 26 points in win over Purdue and 26 vs. Western Carolina.
- ☛ 6'2 guard who lead his Brookfield Central High School team in Wisconsin to a 24-1 record as a senior when he averaged 23.0 points and 2.6 assists per game...Left Brookfield as the school's all-time leading scorer (1,643 points). Also Brookfield's single-season scoring leader with 543 points, and the all-time leader in steals with 188.
- ☛ Was voted the top point guard in the state of Wisconsin by Wisconsin Hoops, and was the Player of the Year for Waukesha County.
- ☛ Major is Human and Organizational Development.

### LACHANCE GAME-BY-GAME (JUNIOR)

Opponent	M	FG-A	3P-A	FT-A	Reb	PF	A	T	B	S	PTS
N11 vs. Marquette*	33	3-5	2-3	1-2	2	0	2	1	1	0	9
N15 Belmont*	24	1-3	1-1	2-2	3	0	4	1	0	0	5
N18 Norfolk State*	22	4-7	3-5	1-1	4	3	1	3	0	2	12
N21 Bucknell*	32	4-7	2-3	0-0	1	1	6	0	0	1	10
N24 vs. Butler*	34	2-6	1-2	2-2	4	3	6	2	0	0	7
N25 vs. Santa Clara*	32	6-7	5-6	0-0	4	4	6	0	0	1	17
N29 Tennessee State*	33	4-6	4-6	0-0	2	2	5	0	0	0	12
D3 vs. Minnesota*	38	4-10	1-2	0-0	7	2	5	3	0	0	9
D6 High Point*	29	4-4	4-4	2-2	2	2	7	1	0	2	14
D8 @ M. Tennessee*	34	1-4	0-2	0-0	4	2	2	3	0	0	2
D17 Chattanooga*	22	1-2	1-2	4-4	1	3	4	1	0	0	7
D21 @ Dayton*	29	0-4	0-4	0-0	5	4	4	1	0	1	0
D29 @ LSU*	36	8-13	4-7	4-5	1	1	5	1	0	1	24

### LaChance's Overall Statistics at Vanderbilt

Year	GP	GS	Min	Avg	FG	FGA	Pct	3FG	3FGA	Pct	FT	FTA	Pct	Off	Def	Tot	Avg	PF	FO	Ast	TO	Blk	Stl	Pts	Avg
2014-15	35	35	1166	33.3	147	337	.436	66	173	.382	69	79	.873	10	100	110	3.1	46	0	102	47	1	25	429	12.3
2015-16	33	19	820	24.8	80	226	.354	43	119	.361	26	34	.765	11	69	80	2.4	61	1	81	44	1	20	229	6.9
2016-17	13	13	398	30.6	42	78	.538	28	47	.596	16	18	.889	5	35	40	3.1	29	0	57	17	1	8	128	9.8
<b>TOTAL</b>	<b>81</b>	<b>67</b>	<b>2384</b>	<b>29.4</b>	<b>269</b>	<b>641</b>	<b>.420</b>	<b>137</b>	<b>339</b>	<b>.404</b>	<b>111</b>	<b>131</b>	<b>.847</b>	<b>26</b>	<b>204</b>	<b>230</b>	<b>2.8</b>	<b>136</b>	<b>1</b>	<b>240</b>	<b>108</b>	<b>3</b>	<b>53</b>	<b>786</b>	<b>9.7</b>

### LaChance's SEC Statistics at Vanderbilt

Year	GP	GS	Min	Avg	FG	FGA	Pct	3FG	3FGA	Pct	FT	FTA	Pct	Off	Def	Tot	Avg	PF	FO	Ast	TO	Blk	Stl	Pts	Avg
2014-15	18	18	622	34.6	73	177	.412	35	91	.385	38	45	.844	6	56	62	3.4	27	0	54	29	0	10	219	12.2
2015-16	18	7	417	23.2	35	115	.304	22	64	.344	16	23	.696	6	40	46	2.6	31	1	36	27	0	13	108	6.0
2016-17	1	1	36	36.0	8	13	.615	4	7	.571	4	5	.800	0	1	1	1.0	1	0	5	1	0	1	24	24.0
<b>TOTAL</b>	<b>37</b>	<b>26</b>	<b>1075</b>	<b>29.1</b>	<b>116</b>	<b>305</b>	<b>.380</b>	<b>61</b>	<b>162</b>	<b>.377</b>	<b>58</b>	<b>73</b>	<b>.795</b>	<b>12</b>	<b>97</b>	<b>109</b>	<b>2.9</b>	<b>59</b>	<b>1</b>	<b>95</b>	<b>57</b>	<b>0</b>	<b>24</b>	<b>351</b>	<b>9.5</b>



**JEFF ROBERSON**

**11**

Junior, Forward  
6'6" 224 lbs.  
Houston, Texas  
The Kinkaid School

**SEASON HIGHS**

**Points:** 14, vs. High Point (12/6/16)  
**FG Made:** 5, 3x, last vs. High Point (12/6/16)  
**FG Atts:** 14, vs. Minnesota (12/3/16)  
**3FG Made:** 4, vs. High Point (12/6/16)  
**3FG Atts:** 7, vs. High Point (12/6/16)  
**FT Made:** 6, vs. Norfolk St. (11/18/16)  
**FT Atts:** 6, 2x, last vs. Butler (11/24/16)  
**Rebounds:** 16, vs. Minnesota (12/3/16)  
**Assists:** 6, at LSU (12/29/16)  
**Turnovers:** 5, vs. Marquette (11/11/16)  
**Blocks:** 2, 2x, last vs. Chattanooga (12/17/16)  
**Steals:** 2, 2x, last at LSU (12/29/16)  
**Minutes:** 37, at LSU (12/29/16)

**CAREER HIGHS**

**Points:** 20, vs. Texas A&M (2/4/16)  
**FG Made:** 8, vs. Texas A&M (2/4/16)  
**FG Atts:** 14, vs. Minnesota (12/3/16)  
**3FG Made:** 4, vs. High Point (12/6/16)  
**3FG Atts:** 6, vs. Minnesota (12/3/16)  
**FT Made:** 8, vs. Georgia (2/20/16)  
**FT Atts:** 9, vs. Georgia (2/20/16)  
**Rebounds:** 16, vs. Minnesota (12/3/16)  
**Assists:** 6, at LSU (12/29/16)  
**Turnovers:** 5, vs. Marquette (11/11/16)  
**Blocks:** 2, 5x, last vs. Chattanooga (12/17/16)  
**Steals:** 2, 7x, last at LSU (12/29/16)  
**Minutes:** 39, at Miss. State (2/16/16)

**MISCELLANEOUS**

	2016-17	Career
Double-Digit Pts.	9	29
10+ Rebounds	4	9
Double-Doubles	2	7

**ROBERSON NOTEBOOK**

- ✦ Added 11 rebounds in win at LSU, his ninth career game with double figure rebounds and fourth of the 2016-17 season. He also added a career-high six assists.
- ✦ Scored in double figures in nine games this season, including season-high 14 points vs. High Point.; scored in double figures in seven of last eight games.
- ✦ Made a career high four made threes vs. High Point.
- ✦ Had 2nd double-double of season and 7th of career vs. Minnesota with 12 points and a career-high 16 rebounds. Previous career-best in rebounds was 13 against St. John's in Maui on November 23, 2015.
- ✦ Roberson ranks third in the SEC in defensive rebounding and tied for sixth in rebounding (7.4).
- ✦ Scored nine points and had 10 rebounds in season opener vs. Marquette; had 10 points and 8 rebs. vs. Belmont.
- ✦ Played in 32 games in 2015-16 and made 25 starts. Averaged 9.3 points and 5.6 rebounds per game and 11.0 points and 5.7 rebounds in conference play. Shot 43.5% from three for the season.
- ✦ Scored in double figures in 18 games in 2015-16, including a career-high 20-point effort against Texas A&M in Nashville (2/4), when he was 8-10 from the floor and 3-4 from three.
- ✦ Tallied five double-doubles, including an 18-point, 10-rebound effort in win at Florida.
- ✦ Grabbed career-high 13 rebounds in win over St. John's in Maui.
- ✦ Finished fifth in the SEC in all games in free throw percentage (.833); second in league games only (.877).
- ✦ Started 24 games as a true freshman in 2014-15; averaged 4.7 ppg and shot 45.5% from three.
- ✦ Scored career-high 12 points vs. Tennessee at Memorial Gym.
- ✦ Scored eight points at Georgia Tech on 4-of-5 shooting; also scored eight points vs. Penn and 4-5 from floor.
- ✦ Tied a career high with eight rebounds against Baylor.
- ✦ Played career-high 35 minutes vs. LaSalle and scored seven points and grabbed seven rebounds.
- ✦ Left The Kinkaid School as the school's all-time leading scorer with 1,743 points.
- ✦ Averaged 20.1 points, 9.2 rebounds, 2.0 assists, and 1.5 steals per game in his senior season at the Kinkaid School in Houston.
- ✦ Named a finalist for the Guy V. Lewis Award, which is given to the top high school player in the city of Houston.
- ✦ As a senior, Roberson shot 66.8% from the floor, 48% from three-point range, and 78% from the free throw line.
- ✦ SEC Academic Honor Roll member in 2015.
- ✦ Chose Vanderbilt over Georgia Tech, Saint Louis, and Harvard.

**ROBERSON GAME-BY-GAME (JUNIOR)**

Opponent	M	FG-A	3P-A	FT-A	Reb	PF	A	T	B	S	PTS
N11 vs. Marquette*	33	3-11	1-4	2-2	10	0	2	5	0	1	9
N15 Belmont*	33	4-8	2-4	0-0	8	5	4	1	0	0	10
N18 Norfolk State*	24	2-8	1-4	6-6	11	3	3	3	0	0	11
N21 Bucknell*	36	4-10	0-3	0-0	6	2	5	1	1	1	8
N24 vs. Butler*	25	3-5	0-2	5-6	4	4	1	2	1	1	11
N25 vs. Santa Clara*	32	4-8	3-5	1-4	4	2	1	4	0	0	12
N29 Tennessee State*	31	5-10	2-4	1-2	5	3	0	4	0	2	13
D3 vs. Minnesota*	36	5-14	2-6	0-0	16	1	1	1	2	1	12
D6 High Point*	25	5-8	4-7	0-0	3	2	2	2	0	0	14
D8 @ M. Tennessee*	32	4-12	1-5	2-5	8	1	0	3	0	1	11
D17 Chattanooga*	35	4-10	1-4	2-2	5	3	2	1	2	0	11
D21 @ Dayton*	32	2-11	0-3	4-4	9	4	1	1	0	0	8
D29 @ LSU*	37	2-8	0-3	2-3	11	2	6	3	1	2	6

Roberson's Overall Statistics at Vanderbilt

Year	GP	GS	Min	Avg	FG	FGA	Pct	3FG	3FGA	Pct	FT	FTA	Pct	Off	Def	Tot	Avg	PF	FO	Ast	TO	Blk	Stl	Pts	Avg
2014-15	33	24	637	19.3	50	103	.485	15	33	.455	40	64	.625	32	70	102	3.1	86	2	37	48	10	13	155	4.7
2015-16	32	25	858	26.8	91	186	.489	30	69	.435	85	102	.833	58	121	179	5.6	101	5	38	34	6	15	297	9.3
2016-17	13	13	411	31.6	47	123	.382	17	54	.315	25	34	.735	27	73	100	7.7	32	1	28	31	7	9	136	10.5
<b>TOTAL</b>	<b>78</b>	<b>62</b>	<b>1906</b>	<b>24.4</b>	<b>188</b>	<b>412</b>	<b>.456</b>	<b>62</b>	<b>156</b>	<b>.397</b>	<b>150</b>	<b>200</b>	<b>.750</b>	<b>117</b>	<b>264</b>	<b>381</b>	<b>4.9</b>	<b>219</b>	<b>8</b>	<b>103</b>	<b>113</b>	<b>23</b>	<b>37</b>	<b>588</b>	<b>7.5</b>

Roberson's SEC Statistics at Vanderbilt

Year	GP	GS	Min	Avg	FG	FGA	Pct	3FG	3FGA	Pct	FT	FTA	Pct	Off	Def	Tot	Avg	PF	FO	Ast	TO	Blk	Stl	Pts	Avg
2014-15	16	11	313	19.6	22	49	.449	7	13	.538	24	40	.600	18	29	47	2.9	43	1	20	23	3	6	75	4.7
2015-16	18	17	524	29.1	60	114	.526	21	43	.488	57	65	.877	33	69	102	5.7	61	4	29	17	2	7	198	11.0
2016-17	1	1	37	37.0	2	8	.250	0	3	.000	2	3	.667	5	6	11	11.0	2	0	6	3	1	2	6	6.0
<b>TOTAL</b>	<b>35</b>	<b>29</b>	<b>874</b>	<b>25.0</b>	<b>84</b>	<b>171</b>	<b>.491</b>	<b>28</b>	<b>59</b>	<b>.475</b>	<b>83</b>	<b>108</b>	<b>.769</b>	<b>56</b>	<b>104</b>	<b>160</b>	<b>4.6</b>	<b>106</b>	<b>5</b>	<b>55</b>	<b>43</b>	<b>6</b>	<b>15</b>	<b>279</b>	<b>8.0</b>





**JOE TOYE**

**2**

Sophomore, Guard  
6'7" 208 lbs.  
Chicago, Ill.  
Whitney Young HS

**SEASON HIGHS**

**Points:** 10, vs. Chattanooga (12/17/16)  
**FG Made:** 3, 3x, last at LSU (12/29/16)  
**FG Atts:** 5, 3x, last at LSU (12/29/16)  
**3FG Made:** 1, 3x, last at M. Tennessee (12/8/16)  
**3FG Atts:** 2, 2x, last vs. High Point (12/6/16)  
**FT Made:** 4, 2x, vs. Chattanooga (12/17/16)  
**FT Atts:** 6, vs. Marquette (11/11/16)  
**Rebounds:** 6, vs. Belmont (11/15/16)  
**Assists:** 2, 4x, last vs. Chattanooga (12/17/16)  
**Turnovers:** 1, 5x, last vs. Chattanooga (12/17/16)  
**Blocks:**  
**Steals:** 1, 3x, last at LSU (12/29/16)  
**Minutes:** 22, 2x, last at Dayton (12/21/16)

**CAREER HIGHS**

**Points:** 10, 4x, last vs. Chattanooga (12/17/16)  
**FG Made:** 3, 10x, last at LSU (12/29/16)  
**FG Atts:** 6, 2x, last vs. Wichita State (3/15/16)  
**3FG Made:** 3, vs. Tennessee (3/10/16)  
**3FG Atts:** 4, vs. Tennessee (3/10/16)  
**FT Made:** 4, 2x, last vs. Chattanooga (12/17/16)  
**FT Atts:** 6, vs. Detroit (12/2/15)  
**Rebounds:** 6, vs. Belmont (11/15/16)  
**Assists:** 4, vs. Tennessee (3/10/16)  
**Turnovers:** 1, 12x, last vs. Chattanooga (12/17/16)  
**Blocks:** 1, vs Wofford (12/19/15)  
**Steals:** 1, 8x, last at LSU (12/29/16)  
**Minutes:** 26, vs. Wichita State (3/15/16)

**MISCELLANEOUS**

**TOYE NOTEBOOK**

- ✪ Was 3-5 from floor in win at LSU and 2-2 from three.
- ✪ Tied a career high with 10 points in win over Chattanooga.
- ✪ Scored season-high eight points vs. Marquette in season opener.
- ✪ Played in 30 games in 2015-16 and averaged 3.6 points and 1.2 rebounds per game. Scored in double figures in three games.
- ✪ Tied a career high with 10 points against Tennessee at SEC Tournament. Made a career-high three three's in a career-best 23 minutes of action. Also scored 10 points in First Four game vs. Wichita State.
- ✪ Scored career-high 10 points vs. Detroit - tied his career high with three made field goals.
- ✪ Signed with the Commodores in November of 2014.
- ✪ Was ranked as the sixth-best player in the state of Illinois and a four-star prospect by ESPN, and was also ranked as the 113th-best prospect in the nation by Rivals.com.
- ✪ Toye and his twin sister Elizabeth are both Division I basketball players - Elizabeth plays for Wisconsin.
- ✪ Attended Whitney Young High School in Chicago, where he was named as a First-Team All-City selection.
- ✪ Averaged 18.0 points, 7.0 rebounds, 2.0 assists, 2.0 steals, and 1.5 blocks as a senior.
- ✪ Chose the Commodores over Iowa, Memphis, Creighton, Bradley, UIC, and Missouri.
- ✪ Recipient of the Edie and David Johnson Family Basketball Scholarship.
- ✪ Advice to youngsters: "Don't let negative influences in your life."

**TOYE GAME-BY-GAME (SOPHOMORE)**

Opponent	M	FG-A	3P-A	FT-A	Reb	PF	A	T	B	S	PTS
N11 vs. Marquette	21	2-4	0-2	4-6	2	1	2	1	0	0	8
N15 Belmont	14	1-3	0-1	1-2	6	0	0	1	0	0	3
N18 Norfolk State	21	1-3	0-1	3-4	3	2	2	0	0	0	2
N21 Bucknell	22	0-4	0-2	0-0	2	2	2	1	0	1	0
N24 vs. Butler	14	3-5	0-1	1-2	2	4	0	1	0	1	7
N25 vs. Santa Clara	9	1-2	1-1	0-0	0	0	1	0	0	0	3
N29 Tennessee State	11	2-3	0-0	1-2	2	1	0	1	0	0	5
D3 vs. Minnesota	7	0-3	0-0	0-0	2	0	0	0	0	0	0
D6 High Point	18	1-5	1-2	3-4	5	1	1	1	0	0	6
D8 @ M. Tennessee	8	1-2	1-1	0-0	1	0	1	1	0	0	3
D17 Chattanooga	19	3-5	0-0	4-4	2	3	2	1	0	0	10
D21 @ Dayton	22	0-2	0-1	2-2	3	2	1	2	0	1	2
D29 @ LSU	11	3-5	2-2	0-0	2	3	1	0	0	1	8

**Toye's Overall Statistics at Vanderbilt**

Year	GP	GS	Min	Avg	FG	FGA	Pct	3FG	3FGA	Pct	FT	FTA	Pct	Off	Def	Tot	Avg	PF	FO	Ast	TO	Blk	Stl	Pts	Avg
2015-16	30	0	257	8.6	37	74	.500	9	21	.429	25	39	.641	7	30	37	1.2	28	0	10	13	2	6	108	3.6
2016-17	13	0	197	15.2	18	46	.391	5	14	.357	19	26	.731	8	24	32	2.5	19	0	13	10	0	4	60	4.6
<b>TOTAL</b>	<b>43</b>	<b>0</b>	<b>454</b>	<b>10.6</b>	<b>55</b>	<b>120</b>	<b>.458</b>	<b>14</b>	<b>35</b>	<b>.400</b>	<b>44</b>	<b>65</b>	<b>.677</b>	<b>15</b>	<b>54</b>	<b>69</b>	<b>1.6</b>	<b>47</b>	<b>0</b>	<b>23</b>	<b>23</b>	<b>2</b>	<b>10</b>	<b>168</b>	<b>3.9</b>

**Toye's SEC Statistics at Vanderbilt**

Year	GP	GS	Min	Avg	FG	FGA	Pct	3FG	3FGA	Pct	FT	FTA	Pct	Off	Def	Tot	Avg	PF	FO	Ast	TO	Blk	Stl	Pts	Avg
2015-16	17	0	100	5.9	11	27	.407	2	9	.222	9	13	.692	2	11	13	0.8	9	0	3	8	1	3	33	1.9
2016-17	1	0	11	11.0	3	5	.600	2	2	1.000	0	0	.000	0	2	2	2.0	3	0	1	0	0	1	8	8.0
<b>TOTAL</b>	<b>18</b>	<b>0</b>	<b>111</b>	<b>6.2</b>	<b>14</b>	<b>32</b>	<b>.438</b>	<b>4</b>	<b>11</b>	<b>.364</b>	<b>9</b>	<b>13</b>	<b>.692</b>	<b>2</b>	<b>13</b>	<b>15</b>	<b>0.8</b>	<b>12</b>	<b>0</b>	<b>4</b>	<b>8</b>	<b>1</b>	<b>4</b>	<b>41</b>	<b>2.3</b>





**PAYTON WILLIS**

**1**

Freshman, Guard  
6'4" 182 lbs.  
Fayetteville, Ark.  
Fayetteville HS

**SEASON HIGHS**

- Points:** 17, vs. Butler (11/24/16)
- FG Made:** 5, vs. Butler (11/24/16)
- FG Atts:** 8, vs. Butler (11/24/16)
- 3FG Made:** 3, 2x, last at LSU (12/29/16)
- 3FG Atts:** 6, at LSU (12/29/16)
- FT Made:** 5, vs. Butler (11/24/16)
- FT Atts:** 6, 2x, last vs. Butler (11/24/16)
- Rebounds:** 4, 3x, last vs. Chattanooga (12/17/16)
- Assists:** 8, vs. Santa Clara (11/25/16)
- Turnovers:** 5, vs. Minnesota (12/3/16)
- Blocks:** 1, at Dayton (12/21/16)
- Steals:** 2, at LSU (12/29/16)
- Minutes:** 32, vs. Santa Clara (11/25/16)

**CAREER HIGHS**

- Points:** 17, vs. Butler (11/24/16)
- FG Made:** 5, vs. Butler (11/24/16)
- FG Atts:** 8, vs. Butler (11/24/16)
- 3FG Made:** 3, 2x, last at LSU (12/29/16)
- 3FG Atts:** 6, at LSU (12/29/16)
- FT Made:** 5, vs. Butler (11/24/16)
- FT Atts:** 6, 2x, last vs. Butler (11/24/16)
- Rebounds:** 4, 3x, last vs. Chattanooga (12/17/16)
- Assists:** 8, vs. Santa Clara (11/25/16)
- Turnovers:** 5, vs. Minnesota (12/3/16)
- Blocks:** 1, at Dayton (12/21/16)
- Steals:** 2, at LSU (12/29/16)
- Minutes:** 32, vs. Santa Clara (11/25/16)

**WILLIS NOTEBOOK**

- ✪ Scored 11 points in win at LSU. Was 4-7 from floor and 3-6 from three.
- ✪ Started last seven games at point guard for the Commodores.
- ✪ Tallied 13 points and was 3-4 from floor vs. High Point.
- ✪ Scored career-high 17 points vs. Butler; made first career start vs. Santa Clara and dished out career-high eight assists vs. Broncos.
- ✪ Signed with the Commodores in the fall of 2015.
- ✪ Third ever Commodore from the state of Arkansas and first since Ralph Childs played for Vanderbilt in the 1955-56 season.
- ✪ Attended Fayetteville High School in Fayetteville, Arkansas, averaged 15.9 points, 3.6 rebounds, 3.5 assists, and 1.5 steals per game while also shooting 44.7% from three in his junior season and was honored as an all-conference and all-state selection as a sophomore and junior.
- ✪ Was ranked as the second-ranked player in the state of Arkansas, the 22nd-best point guard in the country by 247sports.com, and ranked as the 119th-best player in the nation by Rivals.com.

**WILLIS GAME-BY-GAME (FRESHMAN)**

Opponent	M	FG-A	3P-A	FT-A	Reb	PF	A	T	B	S	PTS
N11 vs. Marquette	8	1-3	0-1	1-6	2	1	1	0	0	1	3
N15 Belmont	16	3-5	1-3	3-4	1	1	0	2	0	1	10
N18 Norfolk State	20	1-4	0-1	0-0	4	1	5	3	0	0	2
N21 Bucknell	9	1-3	0-0	0-0	0	0	0	0	0	0	2
N24 vs. Butler	27	5-8	2-5	5-6	3	2	2	2	1	0	17
N25 vs. Santa Clara*	32	2-5	1-4	0-0	4	0	8	4	0	0	5
N29 Tennessee State*	23	2-4	1-3	4-4	2	3	3	3	0	0	9
D3 vs. Minnesota*	23	1-2	1-1	0-1	1	0	1	5	0	1	3
D6 High Point*	23	4-5	3-4	2-2	2	2	4	1	0	1	13
D8 @ M. Tennessee*	16	0-1	0-1	2-2	2	1	2	1	0	0	2
D17 Chattanooga*	28	3-6	0-1	1-2	4	1	3	1	0	0	7
D21 @ Dayton*	28	4-7	1-4	0-0	1	0	2	4	1	1	9
D29 @ LSU*	22	4-7	3-6	0-0	0	1	2	3	0	2	11

Willis' Overall Statistics at Vanderbilt

Year	GP	GS	Min	Avg	FG	FGA	Pct	3FG	3FGA	Pct	FT	FTA	Pct	Off	Def	Tot	Avg	PF	FO	Ast	TO	Blk	Stl	Pts	Avg
2016-17	12	7	25.3	21.1	27	53	.509	10	28	.357	18	26	.692	10	16	26	2.2	11	0	31	26	2	5	82	6.8
<b>TOTAL</b>	<b>12</b>	<b>7</b>	<b>25.3</b>	<b>21.1</b>	<b>27</b>	<b>53</b>	<b>.509</b>	<b>10</b>	<b>28</b>	<b>.357</b>	<b>18</b>	<b>26</b>	<b>.692</b>	<b>10</b>	<b>16</b>	<b>26</b>	<b>2.2</b>	<b>11</b>	<b>0</b>	<b>31</b>	<b>26</b>	<b>2</b>	<b>5</b>	<b>82</b>	<b>6.8</b>

Willis' SEC Statistics at Vanderbilt

Year	GP	GS	Min	Avg	FG	FGA	Pct	3FG	3FGA	Pct	FT	FTA	Pct	Off	Def	Tot	Avg	PF	FO	Ast	TO	Blk	Stl	Pts	Avg
2016-17	12	7	25.3	21.1	27	53	.509	10	28	.357	18	26	.692	10	16	26	2.2	11	0	31	26	2	5	82	6.8
<b>TOTAL</b>	<b>12</b>	<b>7</b>	<b>25.3</b>	<b>21.1</b>	<b>27</b>	<b>53</b>	<b>.509</b>	<b>10</b>	<b>28</b>	<b>.357</b>	<b>18</b>	<b>26</b>	<b>.692</b>	<b>10</b>	<b>16</b>	<b>26</b>	<b>2.2</b>	<b>11</b>	<b>0</b>	<b>31</b>	<b>26</b>	<b>2</b>	<b>5</b>	<b>82</b>	<b>6.8</b>





2016-17 Vanderbilt Basketball  
 Vanderbilt Combined Team Statistics (as of Dec 29, 2016)  
 All games



RECORD:	OVERALL	HOME	AWAY	NEUTRAL
ALL GAMES	7-6	5-1	1-2	1-3
CONFERENCE	1-0	0-0	1-0	0-0
NON-CONFERENCE	6-6	5-1	0-2	1-3

#	Player	gp-gs	min	avg	Total		3-Point		F-Throw		Rebounds				pf	dq	a	to	blk	stl	pts	avg
					fg-fga	fg%	3fg-fga	3fg%	ft-fa	ft%	off	def	tot	avg								
05	FISHER-DAVIS, Matth	13-13	389	29.9	62-145	.428	37-87	.425	52-61	.852	5	36	41	3.2	20	0	16	27	3	7	213	16.4
03	KORNET, Luke	13-13	368	28.3	49-129	.380	13-43	.302	55-64	.859	21	49	70	5.4	30	0	16	23	24	6	166	12.8
11	ROBERSON, Jeff	13-13	411	31.6	47-123	.382	17-54	.315	25-34	.735	27	73	100	7.7	32	1	28	31	7	9	136	10.5
13	LACHANCE, Riley	13-13	398	30.6	42-78	.538	28-47	.596	16-18	.889	5	35	40	3.1	29	0	57	17	1	8	128	9.8
01	WILLIS, Payton	13-8	275	21.2	31-60	.517	13-34	.382	18-26	.692	10	16	26	2.0	12	0	33	29	2	7	93	7.2
24	CRESSLER, Nolan	13-4	254	19.5	31-63	.492	10-21	.476	7-10	.700	15	33	48	3.7	24	1	17	14	0	9	79	6.1
02	TOYE, Joe	13-0	197	15.2	18-46	.391	5-14	.357	19-26	.731	8	24	32	2.5	19	0	13	10	0	4	60	4.6
12	BAPTISTE, Djery	13-1	134	10.3	14-28	.500	0-0	.000	6-10	.600	11	17	28	2.2	28	0	1	9	7	2	34	2.6
15	BROWN, Clevon	12-0	109	9.1	10-23	.435	5-13	.385	2-3	.667	7	15	22	1.8	14	0	1	7	5	0	27	2.3
Team											18	29	47				4					
Total.....		13	2600		308-711	.433	129-321	.402	203-258	.787	127	333	460	35.4	214	2	189	175	49	55	948	72.9
Opponents.....		13	2600		325-733	.443	103-272	.379	157-229	.686	112	307	419	32.2	227	-	166	151	37	71	910	70.0

TEAM STATISTICS	VU	OPP	Date	Opponent	Score	Att.
SCORING	948	910	^	11/11/16 vs Marquette	L 71-95	4116
Points per game	72.9	70.0		11/15/16 BELMONT	w 80-66	9116
Scoring margin	+2.9	-	+	11/18/16 NORFOLK STATE	w 75-52	8205
FIELD GOALS-ATT	308-711	325-733	+	11/21/16 BUCKNELL	L 72-75	8243
Field goal pct	.433	.443	#	11/24/16 vs Butler	L 66-76	2537
3 POINT FG-ATT	129-321	103-272	#	11/25/16 vs Santa Clara	w 76-66	3000
3-point FG pct	.402	.379		11/29/16 TENNESSEE STATE	w 83-59	8445
3-pt FG made per game	9.9	7.9	%	12/03/16 vs Minnesota	L 52-56	3250
FREE THROWS-ATT	203-258	157-229		12/06/16 HIGH POINT	w 90-63	8288
Free throw pct	.787	.686		12/08/16 at Middle Tennessee	L 48-71	9606
F-Throws made per game	15.6	12.1		12/17/16 CHATTANOOGA	w 76-74	9376
REBOUNDS	460	419		12/21/16 at Dayton	L 63-68	12828
Rebounds per game	35.4	32.2	*	12/29/16 at LSU	w 96-89	7853
Rebounding margin	+3.2	-				
ASSISTS	189	166				
Assists per game	14.5	12.8				
TURNOVERS	175	151				
Turnovers per game	13.5	11.6				
Turnover margin	-1.8	-				
Assist/turnover ratio	1.1	1.1				
STEALS	55	71				
Steals per game	4.2	5.5				
BLOCKS	49	37				
Blocks per game	3.8	2.8				
ATTENDANCE	51673	43190				
Home games-Avg/Game	6-8612	3-10096				
Neutral site-Avg/Game	-	4-3226				

^ = Veterans Classic presented by Northwestern Mutual, Annapolis, Md.  
 + = Continental Tire Las Vegas Invitational, Nashville, Tenn.  
 # = Continental Tire Las Vegas Invitational, Las Vegas, Nev.  
 % = Sanford Pentagon, Sioux Falls, S.D.  
 \* = Conference game

Score by Periods	1st	2nd	Totals
Vanderbilt	469	479	948
Opponents	412	498	910



2016-17 Vanderbilt Basketball  
 Vanderbilt Combined Team Statistics (as of Dec 29, 2016)  
 Conference games



RECORD:	OVERALL	HOME	AWAY	NEUTRAL
ALL GAMES	1-0	0-0	1-0	0-0
CONFERENCE	1-0	0-0	1-0	0-0
NON-CONFERENCE	0-0	0-0	0-0	0-0

#	Player	gp-gs	min	avg	Total		3-Point		F-Throw		Rebounds			pf	dq	a	to	blk	stl	pts	avg	
					fg-fga	fg%	3fg-fga	3fg%	ft-fta	ft%	off	def	tot									avg
13	LACHANCE, Riley	1-1	36	36.0	8-13	.615	4-7	.571	4-5	.800	0	1	1	1.0	1	0	5	1	0	1	24	24.0
05	FISHER-DAVIS, Matth	1-1	29	29.0	5-13	.385	4-9	.444	9-12	.750	0	4	4	4.0	2	0	0	2	0	0	23	23.0
03	KORNET, Luke	1-1	33	33.0	5-7	.714	2-4	.500	2-2	1.000	1	3	4	4.0	3	0	2	0	0	2	14	14.0
01	WILLIS, Payton	1-1	22	22.0	4-7	.571	3-6	.500	0-0	.000	0	0	0	0.0	1	0	2	3	0	2	11	11.0
24	CRESSLER, Nolan	1-0	23	23.0	4-4	1.000	1-1	1.000	1-2	.500	1	2	3	3.0	1	0	2	1	0	1	10	10.0
02	TOYE, Joe	1-0	11	11.0	3-5	.600	2-2	1.000	0-0	.000	0	2	2	2.0	3	0	1	0	0	1	8	8.0
11	ROBERSON, Jeff	1-1	37	37.0	2-8	.250	0-3	.000	2-3	.667	5	6	11	11.0	2	0	6	3	1	2	6	6.0
12	BAPTISTE, Djery	1-0	9	9.0	0-1	.000	0-0	.000	0-0	.000	1	0	1	1.0	2	0	0	0	0	0	0	0.0
Team											1	2	3				1					
Total.....		1	200		31-58	.534	16-32	.500	18-24	.750	9	20	29	29.0	15	0	18	11	1	9	96	96.0
Opponents.....		1	200		31-54	.574	17-28	.607	10-16	.625	6	23	29	29.0	17	-	18	15	3	7	89	89.0

TEAM STATISTICS	VU	OPP
SCORING	96	89
Points per game	96.0	89.0
Scoring margin	+7.0	-
FIELD GOALS-ATT	31-58	31-54
Field goal pct	.534	.574
3 POINT FG-ATT	16-32	17-28
3-point FG pct	.500	.607
3-pt FG made per game	16.0	17.0
FREE THROWS-ATT	18-24	10-16
Free throw pct	.750	.625
F-Throws made per game	18.0	10.0
REBOUNDS	29	29
Rebounds per game	29.0	29.0
Rebounding margin	+0.0	-
ASSISTS	18	18
Assists per game	18.0	18.0
TURNOVERS	11	15
Turnovers per game	11.0	15.0
Turnover margin	+4.0	-
Assist/turnover ratio	1.6	1.2
STEALS	9	7
Steals per game	9.0	7.0
BLOCKS	1	3
Blocks per game	1.0	3.0
ATTENDANCE	0	7853
Home games-Avg/Game	0-0	1-7853
Neutral site-Avg/Game	-	0-0

Date	Opponent	Score	Att.
* 12/29/16	at LSU	w 96-89	7853

^ = Veterans Classic presented by Northwestern Mutual, Annapolis, Md.  
 + = Continental Tire Las Vegas Invitational, Nashville, Tenn.  
 # = Continental Tire Las Vegas Invitational, Las Vegas, Nev.  
 % = Sanford Pentagon, Sioux Falls, S.D.  
 \* = Conference game

Score by Periods	1st	2nd	Totals
Vanderbilt	45	51	96
Opponents	42	47	89



2016-17 Vanderbilt Basketball  
 Vanderbilt Team Game-by-Game (as of Jan 02, 2017)  
 All games



TEAM STATISTICS

Opponent	Date	Score		Total		3-Pointers		Free throws		Rebounds				pf	a	t/o	blk	stl	pts	avg
				fg-fga	pct	3fg-fga	pct	ft-fa	pct	off	def	tot	avg							
vs Marquette	11/11/16	71-95	L	23-58	.397	8-24	.333	17-26	.654	11	26	37	37.0	10	13	19	5	4	71	71.0
BELMONT	11/15/16	80-66	W	23-50	.460	9-18	.500	25-31	.806	7	34	41	39.0	15	13	14	4	2	80	75.5
NORFOLK STATE	11/18/16	75-52	W	21-56	.375	10-28	.357	23-28	.821	15	31	46	41.3	19	16	13	9	4	75	75.3
BUCKNELL	11/21/16	72-75	L	29-62	.468	7-18	.389	7-9	.778	9	18	27	37.8	16	15	8	2	4	72	74.5
vs Butler	11/24/16	66-76	L	22-52	.423	7-22	.318	15-19	.789	8	25	33	36.8	29	11	16	4	5	66	72.8
vs Santa Clara	11/25/16	76-66	W	24-48	.500	15-28	.536	13-17	.765	7	25	32	36.0	15	18	13	1	1	76	73.3
TENNESSEE STATE	11/29/16	83-59	W	25-46	.543	10-23	.435	23-30	.767	13	26	39	36.4	19	12	19	3	6	83	74.7
vs Minnesota	12/03/16	52-56	L	19-63	.302	8-25	.320	6-9	.667	14	32	46	37.6	13	12	12	4	4	52	71.9
HIGH POINT	12/06/16	90-63	W	29-50	.580	19-32	.594	13-15	.867	6	20	26	36.3	16	23	13	3	8	90	73.9
at Middle Tennessee	12/08/16	48-71	L	17-53	.321	5-19	.263	9-13	.692	5	28	33	36.0	10	9	13	2	3	48	71.3
CHATTANOOGA	12/17/16	76-74	W	22-50	.440	6-21	.286	26-29	.897	8	19	27	35.2	18	16	11	4	2	76	71.7
at Dayton	12/21/16	63-68	L	23-65	.354	9-31	.290	8-8	1.000	15	29	44	35.9	19	13	13	7	3	63	71.0
at LSU	12/29/16	96-89	W	31-58	.534	16-32	.500	18-24	.750	9	20	29	35.4	15	18	11	1	9	96	72.9
Vanderbilt		948		308-711	.433	129-321	.402	203-258	.787	127	333	460	35.4	214	189	175	49	55	948	72.9
Opponents		910		325-733	.443	103-272	.379	157-229	.686	112	307	419	32.2	227	166	151	37	71	910	70.0

Games played: 13  
 Points/game: 72.9  
 FG Pct: 43.3  
 3FG Pct: 40.2  
 FT Pct: 78.7

Rebounds/game: 35.4  
 Assists/game: 14.5  
 Turnovers/game: 13.5  
 Assist/turnover ratio: 1.1  
 Steals/game: 4.2  
 Blocks/game: 3.8



2016-17 Vanderbilt Basketball  
 Vanderbilt Opponent Game-by-Game (as of Jan 02, 2017)  
 All games



OPPONENT STATISTICS

Opponent	Date	Score		Total		3-Pointers		Free throws		Rebounds				pf	a	t/o	blk	stl	pts	avg
				fg-fga	pct	3fg-fga	pct	ft-fta	pct	off	def	tot	avg							
vs Marquette	11/11/16	71-95	L	39-74	.527	13-31	.419	4-5	.800	10	29	39	39.0	23	22	12	4	13	95	95.0
BELMONT	11/15/16	80-66	W	24-68	.353	9-41	.220	9-13	.692	10	23	33	36.0	23	15	9	2	4	66	80.5
NORFOLK STATE	11/18/16	75-52	W	18-60	.300	2-11	.182	14-20	.700	13	23	36	36.0	21	2	12	1	3	52	71.0
BUCKNELL	11/21/16	72-75	L	27-53	.509	8-19	.421	13-17	.765	8	25	33	35.2	10	9	11	4	4	75	72.0
vs Butler	11/24/16	66-76	L	21-52	.404	9-25	.360	25-36	.694	12	24	36	35.4	17	14	12	1	6	76	72.8
vs Santa Clara	11/25/16	76-66	W	23-49	.469	6-21	.286	14-15	.933	1	20	21	33.0	20	8	9	1	0	66	71.7
TENNESSEE STATE	11/29/16	83-59	W	20-49	.408	7-15	.467	12-25	.480	9	11	20	31.1	20	8	14	3	3	59	69.9
vs Minnesota	12/03/16	52-56	L	23-59	.390	3-9	.333	7-15	.467	10	31	41	32.4	7	15	9	8	7	56	68.1
HIGH POINT	12/06/16	90-63	W	19-41	.463	12-15	.800	13-16	.813	4	17	21	31.1	17	12	19	1	5	63	67.6
at Middle Tennessee	12/08/16	48-71	L	28-61	.459	7-24	.292	8-13	.615	7	32	39	31.9	14	15	6	3	10	71	67.9
CHATTANOOGA	12/17/16	76-74	W	29-54	.537	3-11	.273	13-19	.684	11	22	33	32.0	24	11	14	3	3	74	68.5
at Dayton	12/21/16	63-68	L	23-59	.390	7-22	.318	15-19	.789	11	27	38	32.5	14	17	9	3	6	68	68.4
at LSU	12/29/16	96-89	W	31-54	.574	17-28	.607	10-16	.625	6	23	29	32.2	17	18	15	3	7	89	70.0
Opponents		910		325-733	.443	103-272	.379	157-229	.686	112	307	419	32.2	227	166	151	37	71	910	70.0
Vanderbilt		948		308-711	.433	129-321	.402	203-258	.787	127	333	460	35.4	214	189	175	49	55	948	72.9

Games played: 13  
 Points/game: 70.0  
 FG Pct: 44.3  
 3FG Pct: 37.9  
 FT Pct: 68.6

Rebounds/game: 32.2  
 Assists/game: 12.8  
 Turnovers/game: 11.6  
 Assist/turnover ratio: 1.1  
 Steals/game: 5.5  
 Blocks/game: 2.8



2016-17 Vanderbilt Basketball  
 Vanderbilt Points-Rebounds-Assists (as of Jan 02, 2017)  
 All games



Opponent	Date	Score		01 WILLIS,PAY	02 TOYE,JOE	03 KORNET,LUK	05 FISHER-DAV	11 ROBERSON,J	12 BAPTISTE,D	13 LACHANCE,R
vs Marquette	11/11/16	71-95	L	3-2-1	8-2-2	15-5-1	12-0-1	9-10-2	1-1-0	9-2-2
BELMONT	11/15/16	80-66	w	10-1-0	3-6-0	20-7-2	16-3-0	10-8-4	8-3-0	5-3-4
NORFOLK STATE	11/18/16	75-52	w	2-4-5	5-3-2	9-5-0	18-3-2	11-11-3	7-7-0	12-4-1
BUCKNELL	11/21/16	72-75	L	2-0-0	0-2-2	19-6-1	23-2-0	8-6-5	2-5-0	10-1-6
vs Butler	11/24/16	66-76	L	17-3-2	7-2-0	5-5-1	2-3-0	11-4-1	2-2-0	7-4-6
vs Santa Clara	11/25/16	76-66	w	5-4-8	3-0-1	18-6-0	14-2-2	12-4-1	4-0-0	17-4-6
TENNESSEE STATE	11/29/16	83-59	w	9-2-3	5-2-0	12-6-1	22-5-1	13-5-0	4-3-0	12-2-5
vs Minnesota	12/03/16	52-56	L	3-1-1	0-2-0	12-6-1	8-3-4	12-16-1	2-2-0	9-7-5
HIGH POINT	12/06/16	90-63	w	13-2-4	6-5-1	8-3-1	19-3-3	14-3-2	0-1-0	14-2-7
at Middle Tennessee	12/08/16	48-71	L	2-2-2	3-1-1	8-5-1	13-3-1	11-8-0	0-0-0	2-4-2
CHATTANOOGA	12/17/16	76-74	w	7-4-3	10-2-2	18-4-2	18-7-2	11-5-2	4-2-0	7-1-4
at Dayton	12/21/16	63-68	L	9-1-2	2-3-1	8-8-3	25-3-0	8-9-1	0-1-1	0-5-4
at LSU	12/29/16	96-89	w	11-0-2	8-2-1	14-4-2	23-4-0	6-11-6	0-1-0	24-1-5

Opponent	Date	Score		15 BROWN,CLEV	24 CRESSLER,N
vs Marquette	11/11/16	71-95	L	5-2-0	7-9-1
BELMONT	11/15/16	80-66	w	0-0-0	5-5-3
NORFOLK STATE	11/18/16	75-52	w	6-3-0	3-3-1
BUCKNELL	11/21/16	72-75	L	0-1-0	8-1-1
vs Butler	11/24/16	66-76	L	6-4-0	8-3-0
vs Santa Clara	11/25/16	76-66	w	0-3-0	3-3-0
TENNESSEE STATE	11/29/16	83-59	w	0-2-0	5-5-1
vs Minnesota	12/03/16	52-56	L	0-0-0	6-4-0
HIGH POINT	12/06/16	90-63	w	3-0-0	10-4-5
at Middle Tennessee	12/08/16	48-71	L	6-4-1	3-2-1
CHATTANOOGA	12/17/16	76-74	w	1-1-0	0-0-1
at Dayton	12/21/16	63-68	L	0-2-0	11-6-1
at LSU	12/29/16	96-89	w	DNP	10-3-2