



Vanderbilt (8-6, 2-0) vs. Alabama (8-5, 1-0)
Tuscaloosa, Ala. - Coleman Coliseum - 6 p.m. CT

TV: ESPNU

TV Talent: Kevin Fitzgerald (play by play), Chris Spatola (Color)
Radio: Vanderbilt Radio Network from IMG College, vucommidores.com

Radio Talent: Joe Fisher (pxp), Tim Thompson (analyst)

Satellite Radio: XM 136, Sirius 192

Live Stats: vucommidores.com

Twitter Updates: @VandyMBB

Vanderbilt Athletic Communications

2601 Jess Neely Drive, Nashville, TN 37212

phone: 615-322-4121

www.vucommidores.com

VANDERBILT SCHEDULE/RESULTS

NOVEMBER

Date	VU	Opp	Opponent	Time/Result	TV/Rec.
Nov. 11	-	-	Marquette#	L, 71-95	0-1
Nov. 15	-	-	Belmont	W, 80-66	1-1
Nov. 18	-	-	Norfolk St. ^	W, 75-52	2-1
Nov. 21	-	-	Bucknell ^	L, 72-75	2-2
Nov. 24	-	-	Butler	L, 66-76	2-3
Nov. 25	-	-	Santa Clara	W, 76-66	3-3

Continental Tire Las Vegas Invitational, Las Vegas, Nev.

Nov. 29	-	-	Tennessee St.	W, 83-59	4-3
---------	---	---	---------------	----------	-----

DECEMBER

Date	VU	Opp	Opponent	Time	TV/Rec.
Dec. 3	-	-	Minnesota+	L, 52-56	4-4
Dec. 6	-	-	High Point	W, 90-63	5-4
Dec. 8	-	-	M. Tennessee	L, 48-71	5-5
Dec. 17	-	-	Chattanooga	W, 76-74	6-5
Dec. 21	-	-	Dayton	L, 63-68	6-6
Dec. 29	-	-	LSU*	W, 96-89	7-6, 1-0

JANUARY

Date	VU	Opp	Opponent	Time	TV/Rec.
Jan. 4	-	-	Auburn*	W, 80-61	8-6, 2-0
Jan. 7	-	-	Alabama*	6 pm	ESPNU
Jan. 10	-	-	Kentucky*	6 pm	ESPN
Jan. 14	-	-	Tennessee*	7:30 pm	SECN
Jan. 17	-	-	Georgia*	8 pm	ESPNU
Jan. 21	-	-	Florida*	11 am	CBS
Jan. 24	-	-	Arkansas*	7:30 pm	SECN
Jan. 28	-	-	Iowa State%	3 pm	ESPN2
Jan. 31	-	-	Texas A&M*	8 pm	ESPNU

FEBRUARY

Date	VU	Opp	Opponent	Time	TV/Rec.
Feb. 4	-	-	Ole Miss*	2 pm	ESPNU
Feb. 7	-	-	Arkansas*	7:30 pm	SECN
Feb. 11	-	-	Missouri*	2:30 pm	SECN
Feb. 16	-	-	Texas A&M*	6 pm	ESPN/2
Feb. 18	-	-	S. Carolina*	7:30 pm	SECN
Feb. 22	-	-	Tennessee*	5:30 pm	SECN
Feb. 25	-	-	Miss. State*	3 pm	ESPNU
Feb. 28	-	-	Kentucky*	8 pm	ESPN

MARCH

Date	VU	Opp	Opponent	Time	TV/Rec.
Mar. 4	-	-	Florida*	1 pm	ESPN/2

ALL TIMES CENTRAL

RANKINGS: AP/ESPN

*SEC GAME; #Northwestern Mutual Veterans Classic, Annapolis, Md.;

^Continental Tire Las Vegas Invitational, Nashville, Tenn.;

+Sanford Pentagon, Sioux Falls, S.D.; %SEC/Big 12 Challenge;

SECN: SEC Network; SECN+: SEC Network Plus;

CBSSN: CBS Sports Network; TWSC: Time Warner Sports Channel

GAME INFORMATION



2016-17 Record: 8-6, 2-0 SEC
Head Coach: Bryce Drew
Career Record: 132-55 (6)
VU Record: 8-6 (1)

2016-17 LEADERS

Points: M. Fisher-Davis (17.6)
Rebounds: Jeff Roberson (7.6)
Assists: Riley LaChance (4.3)
Blocks: Luke Kornet (2.0)

SERIES INFORMATION

Series Record: Vanderbilt leads, 68-67.
Last Meeting: VU win, 71-63, on 1/16/16
Record at Vanderbilt: VU leads 42-19.
Record at Alabama: UA leads 44-21.
Record at Neutral Site: VU leads, 5-4.
Coach Drew vs. Alabama: Coach Drew has never faced Alabama.



2015-16 Record: 8-5, 1-0 SEC
Head Coach: Avery Johnson
Career Record: 280-206 (9)
Alabama Record: 26-20 (2)

2015-16 LEADERS

Points: Dazon Ingram (9.9)
Rebounds: Donta Hall (5.8)
Assists: Dazon Ingram (3.8)
Blocks: Donta Hall (1.7)

QUICK HITTERS

★ Vanderbilt improved to 8-6 and 2-0 in SEC play after defeating Auburn, 80-61 in their conference home opener at Memorial Gym on Wednesday night in a game where they never trailed. Junior guard Matthew Fisher-Davis tallied a career-high 33 points in the win over the Tigers and senior center Luke Kornet added his sixth career double-double with 10 points and 11 rebounds in the win.

★ The last time Vanderbilt was 2-0 in SEC play was the 2011-12 season. The team started out 4-0 in conference play that year.

★ Vanderbilt's win marked its 13th consecutive victory in the series against Auburn. The Commodores now lead the all-time series by a margin of 89-51.

★ Vanderbilt finished the game 14-33 (42.4%) from 3-point range. Vanderbilt now has 30 3-pointers combined in the past two games.

★ Fisher-Davis' 33 points was the first time a Commodore scored that many points since March 4, 2009, when AJ Ogilvy scored 33 points in a win over LSU.

★ Fisher-Davis also knocked down seven 3-pointers, a new career-high. He made five in the first half. He was the first Vanderbilt player to make seven three's in a game since John Jenkins made seven against Lafayette on December 21, 2011.

★ Fisher-Davis has scored 25 (Dayton), 23 (LSU), and 33 (LSU) in his last three games (81 points), the most in a three-game span since Shan Foster scored 85 in the spring of 2008 (at Arkansas, 3/1, 22; Miss. St., 3/5, 42; at Alabama, 3/8, 21).

★ The Commodores are in their 84th season of SEC basketball - Vanderbilt is one of the founding members of the Southeastern Conference. Vanderbilt's next SEC win will be its 700th all-time league win.

★ Vanderbilt leads the SEC in three-point field goal percentage (40.4%), in threes made (10.2) and free throw percentage (77.7%).

★ Fisher-Davis leads the team in scoring with 16.4 points per game, while Kornet adds 12.6 points, and Roberson 10.1.

★ Making three's is not a new thing for this year's Commodore team. Combined in their career, current players have made 691 career threes. Fisher-Davis leads the way with 194. Cressler has 151, LaChance 139, and Roberson 111.

★ Riley LaChance leads the SEC in three-point field goal percentage (58.8%) and assist-to-turnover ratio (2.8). He is also eighth in the league in assists (4.3) and eighth in three's made (2.1).






★ Fisher-Davis is fifth in the SEC in scoring, second in the league in three's made (3.1), and fourth in three-point field goal percentage (.425). Roberson ranks third in the SEC in defensive rebounding and is fifth in rebounding (7.6). Kornet is tied for seventh in the SEC in blocks (2.0) and 9th in free throw percentage (.836).

★ Matthew Fisher-Davis has scored in double figures in 12 games, Roberson 10, Luke Kornet nine, and Riley LaChance in six.

★ Luke Kornet registering double-digit rebounds is usually a good thing for the Commodores. Vanderbilt is 9-0 when he registers double-figure rebounds and 6-0 when he tallies a double-double. In fact, in the last four years, the Commodores are 18-1 when a player has double-digit rebounds.

★ Senior guard Nolan Cressler, who transferred from Cornell after his sophomore season, is now only 13 points away from 1,000 in his career.



1		<p>PAYTON WILLIS G ★ 6-4 ★ 182 ★ Fr. ★ Fayetteville, Ark.</p> <table border="1"> <thead> <tr> <th>PPG</th> <th>RPG</th> <th>APG</th> <th>SPG</th> <th>BPG</th> <th>MPG</th> </tr> </thead> <tbody> <tr> <td>7.1</td> <td>2.2</td> <td>2.8</td> <td>0.6</td> <td>0.1</td> <td>21.9</td> </tr> </tbody> </table>	PPG	RPG	APG	SPG	BPG	MPG	7.1	2.2	2.8	0.6	0.1	21.9	<p>NOTES: Scored a career-high 17 points vs. Butler.. Has started nine straight games at point guard position... Scored 11 points at LSU...Dished out 6 assists vs. Auburn...3rd Commodore from Arkansas and 1st since Ralph Childs (1955-56).</p>	<p>CAREER HIGHS Pts. - 17, vs. Butler (11/24/16) Rebs. - 4, vs. Norfolk St. (11/18/16) Ast. - 8, vs. Santa Clara (11/25/16) Min. - 32, vs. Santa Clara (11/25/16)</p>
PPG	RPG	APG	SPG	BPG	MPG											
7.1	2.2	2.8	0.6	0.1	21.9											
2		<p>JOE TOYE G/F ★ 6-7 ★ 208 ★ So. ★ Chicago, Ill.</p> <table border="1"> <thead> <tr> <th>PPG</th> <th>RPG</th> <th>APG</th> <th>SPG</th> <th>BPG</th> <th>MPG</th> </tr> </thead> <tbody> <tr> <td>4.9</td> <td>2.4</td> <td>1.1</td> <td>0.4</td> <td>0.0</td> <td>15.4</td> </tr> </tbody> </table>	PPG	RPG	APG	SPG	BPG	MPG	4.9	2.4	1.1	0.4	0.0	15.4	<p>NOTES: Played in all 14 games this season...Tied a career high with 10 points vs. UTC... Had nine points and 3 assists in win over Auburn...Attended Whitney Young High School in Chicago, where he was named as First-Team All-City.</p>	<p>CAREER HIGHS Pts. - 10, 2x, last vs. Tenn. (3/10/16) Rebs. - 6, vs. Belmont (11/15) Ast. - 2, vs. Norfolk St. (11/18/16) Min. - 23, vs. Tenn. (3/10/16)</p>
PPG	RPG	APG	SPG	BPG	MPG											
4.9	2.4	1.1	0.4	0.0	15.4											
3		<p>LUKE KORNET F ★ 7-1 ★ 250 ★ Sr. ★ Lantana, Texas</p> <table border="1"> <thead> <tr> <th>PPG</th> <th>RPG</th> <th>APG</th> <th>SPG</th> <th>BPG</th> <th>MPG</th> </tr> </thead> <tbody> <tr> <td>12.6</td> <td>5.8</td> <td>1.3</td> <td>0.5</td> <td>2.0</td> <td>28.5</td> </tr> </tbody> </table>	PPG	RPG	APG	SPG	BPG	MPG	12.6	5.8	1.3	0.5	2.0	28.5	<p>NOTES: 7'1 forward/center who hit game winning 3 vs. UTC; was 3-6 from 3 vs. Mocs...Second on team in scoring with 12.6 ppg...Scored 20 points vs. Belmont; made career-high 12 free throws...Registered 6th career double-double (10 pts, 11 rebs) vs. Auburn.</p>	<p>CAREER HIGHS Pts. - 24, vs. Tenn. St. (11/23/14) Rebs. - 14, at Tenn. (1/20/16) Ast. - 4, 2x, last vs. S.C. (2/7/15) Min. - 37, vs. Stony Brook (11/19/15)</p>
PPG	RPG	APG	SPG	BPG	MPG											
12.6	5.8	1.3	0.5	2.0	28.5											
5		<p>MATTHEW FISHER-DAVIS G ★ 6-5 ★ 185 ★ Jr. ★ Charlotte, N.C.</p> <table border="1"> <thead> <tr> <th>PPG</th> <th>RPG</th> <th>APG</th> <th>SPG</th> <th>BPG</th> <th>MPG</th> </tr> </thead> <tbody> <tr> <td>17.6</td> <td>3.4</td> <td>1.3</td> <td>0.6</td> <td>0.2</td> <td>28.5</td> </tr> </tbody> </table>	PPG	RPG	APG	SPG	BPG	MPG	17.6	3.4	1.3	0.6	0.2	28.5	<p>NOTES: Scored career-high 33 points vs. Auburn; made 7 3's...Has scored 20+ points in 5 games this year, including last three....Has 44 made threes this year... Shooting 43.6% this year from three (4th in SEC).. Made 79 3's last year and has 194 in his career.</p>	<p>CAREER HIGHS Pts. - 33, vs. Auburn (1/4/17) Rebs. - 11, vs. Wofford (12/19/15) Ast. - 5, at Ole Miss (3/7/15) Min. - 41, at Arkansas (1/5/16)</p>
PPG	RPG	APG	SPG	BPG	MPG											
17.6	3.4	1.3	0.6	0.2	28.5											
11		<p>JEFF ROBERSON F ★ 6-6 ★ 224 ★ Jr. ★ Houston, Texas</p> <table border="1"> <thead> <tr> <th>PPG</th> <th>RPG</th> <th>APG</th> <th>SPG</th> <th>BPG</th> <th>MPG</th> </tr> </thead> <tbody> <tr> <td>10.1</td> <td>7.6</td> <td>2.1</td> <td>0.7</td> <td>0.5</td> <td>31.8</td> </tr> </tbody> </table>	PPG	RPG	APG	SPG	BPG	MPG	10.1	7.6	2.1	0.7	0.5	31.8	<p>NOTES: Registered second double-double of year and 7th of career vs. Minnesota...Grabbed 11 rebounds at LSU...Had career-high 16 rebs. vs. Minnesota...Tied for fifth in SEC in rebounding and third in defensive rebounding.</p>	<p>CAREER HIGHS Pts. - 20, vs. Texas A&M (2/4/16) Rebs. - 16, vs. Minnesota (12/3/16) Ast. - 5, 2x, last vs. Bucknell (11/21/16) Min. - 37, vs. Kentucky (2/27/16)</p>
PPG	RPG	APG	SPG	BPG	MPG											
10.1	7.6	2.1	0.7	0.5	31.8											
12		<p>DJERY BAPTISTE C ★ 6-10 ★ 240 ★ R-Fr. ★ Gonaives, Haiti</p> <table border="1"> <thead> <tr> <th>PPG</th> <th>RPG</th> <th>APG</th> <th>SPG</th> <th>BPG</th> <th>MPG</th> </tr> </thead> <tbody> <tr> <td>2.4</td> <td>2.1</td> <td>0.1</td> <td>0.1</td> <td>0.5</td> <td>10.1</td> </tr> </tbody> </table>	PPG	RPG	APG	SPG	BPG	MPG	2.4	2.1	0.1	0.1	0.5	10.1	<p>NOTES: Made first start of his career against Butler... Scored career-high eight points in win over Belmont... Posted seven points, seven rebounds and five blocks in win over Norfolk St... Speaks four languages...Redshirted last season.</p>	<p>CAREER HIGHS Pts. - 8, vs. Belmont (11/15/16) Rebs. - 7, vs. Norfolk St. (11/18/16) Ast. - Min. - 11, vs. Belmont (11/15/16)</p>
PPG	RPG	APG	SPG	BPG	MPG											
2.4	2.1	0.1	0.1	0.5	10.1											
13		<p>RILEY LACHANCE G ★ 6-2 ★ 192 ★ Jr. ★ Brookfield, Wis.</p> <table border="1"> <thead> <tr> <th>PPG</th> <th>RPG</th> <th>APG</th> <th>SPG</th> <th>BPG</th> <th>MPG</th> </tr> </thead> <tbody> <tr> <td>9.7</td> <td>3.1</td> <td>4.3</td> <td>0.6</td> <td>0.1</td> <td>30.0</td> </tr> </tbody> </table>	PPG	RPG	APG	SPG	BPG	MPG	9.7	3.1	4.3	0.6	0.1	30.0	<p>NOTES: Tallied season-high 24 points in win at LSU; also added 5 assists... Leads SEC in 3-point FG% at 58.8%.... Also leads SEC in A/T0 ratio (2.9)...Named to Las Vegas Invitational All-Tournament team..Scored in double figures in 41 career games.</p>	<p>CAREER HIGHS Pts. - 26, 2x, last vs. W. Carolina (12/16/14) Rebs. - 9, vs. Missouri (2/21/15) Ast. - 8, at Ole Miss (3/7/15) Min. - 42, 2x, last vs. Tenn. (2/11/15)</p>
PPG	RPG	APG	SPG	BPG	MPG											
9.7	3.1	4.3	0.6	0.1	30.0											
15		<p>CLEVON BROWN F ★ 6-8 ★ 219 ★ Fr. ★ San Antonio, Texas</p> <table border="1"> <thead> <tr> <th>PPG</th> <th>RPG</th> <th>APG</th> <th>SPG</th> <th>BPG</th> <th>MPG</th> </tr> </thead> <tbody> <tr> <td>2.1</td> <td>1.8</td> <td>0.1</td> <td>0.0</td> <td>0.5</td> <td>9.0</td> </tr> </tbody> </table>	PPG	RPG	APG	SPG	BPG	MPG	2.1	1.8	0.1	0.0	0.5	9.0	<p>NOTES: Tied a career high with six points at Middle Tennessee...Also set new career highs in rebounds (4), assists (1), and minutes (17) vs. Blue Raiders...Ranked as the 9th-best player in the state of Texas by Texas Hoops, and the 126th-ranked player nationally by Rivals.com.</p>	<p>CAREER HIGHS Pts. - 6, 2x, last vs. MT (12/8/16) Rebs. - 4, vs. MT (12/8/16) Ast. - 1, vs. MT (12/8/16) Min. - 17, vs. MT (12/8/16)</p>
PPG	RPG	APG	SPG	BPG	MPG											
2.1	1.8	0.1	0.0	0.5	9.0											
24		<p>NOLAN CRESSLER G ★ 6-4 ★ 210 ★ Sr. ★ Pittsburgh, Pa.</p> <table border="1"> <thead> <tr> <th>PPG</th> <th>RPG</th> <th>APG</th> <th>SPG</th> <th>BPG</th> <th>MPG</th> </tr> </thead> <tbody> <tr> <td>6.2</td> <td>3.5</td> <td>1.2</td> <td>0.6</td> <td>0.0</td> <td>19.1</td> </tr> </tbody> </table>	PPG	RPG	APG	SPG	BPG	MPG	6.2	3.5	1.2	0.6	0.0	19.1	<p>NOTES: Scored in double figures in back to back games with 11 points at Dayton and 10 points at LSU...Shooting 52.2% from three...13 pts away from 1,000...Transferred to VU from Cornell in spring of '14...Averaged 16.8 pts, 4.2 rebs, and 1.6 assists in last year with Cornell.</p>	<p>CAREER HIGHS Pts. - 34, vs. Brown (2/22/14) Rebs. - 9, 3x, last vs. Marquette (11/11/16) Ast. - 5, vs. High Point (12/6/16) Min. - 37, 4x, last vs. Brown (2/22/14)</p>
PPG	RPG	APG	SPG	BPG	MPG											
6.2	3.5	1.2	0.6	0.0	19.1											

IBAS

HENRY
GENE
MOE
CLARENCE

1,632
WINS

SUTTONS

EDDIE
SCOTT
SEAN

1,169
WINS

DREWS

HOMER
SCOTT
BRYCE

1,058
WINS

**ALL-TIME
WINNINGEST COLLEGIATE
COACHING FAMILIES**

The Drew family is the third all-time winningest collegiate coaching family in college basketball history with 1,058 wins.

- Homer Drew - 640**
(Bethel College - 252; IU-South Bend - 17; Valparaiso - 371)
- Scott Drew - 286**
(Valparaiso - 20; Baylor - 266)
- Bryce Drew - 132**
(Valparaiso - 124; Vanderbilt - 8)

ABOUT ALABAMA

QUICK FACTS

Location Tuscaloosa, Ala.
Founded 1831
Conference Southeastern
Enrollment 34,852
Nickname Crimson Tide
Colors Crimson and White
Home Arena Coleman Coliseum (15,383)
President Dr. Stuart R. Bell
Athletics Director Bill Battle
Basketball Staff
Head Coach Avery Johnson
Record Overall 280-206 (9)
Record at Alabama 26-20 (2)
Assistant Coaches Bob Simon, John Pelphrey,
 Antoine Pettway

- ★ Alabama enters the game Saturday with an 8-5 overall record and a 1-0 mark in SEC play after a 68-58 road win at Mississippi State on Tuesday night.
- ★ Dazon Ingram leads the Crimson Tide in scoring with 9.9 points per game. Braxton Key is next at 9.6 points per contest.
- ★ Vanderbilt owns a 68-67 series advantage against the Crimson Tide, with Saturday's meeting being the 136th overall in the series and the 66th meeting in Tuscaloosa.
- ★ The Commodores have won three consecutive games in the series, with Alabama's last win coming in Tuscaloosa on January 7, 2014.

CAREER BLOCKS LIST

TOTAL BLOCKS

PLAYER, YEARS	G	BS	BPG
1. Festus Ezeli, 2008-12	121	204	1.69
T2. Damian Jones, 2013-16	99	167	1.69
T2. Luke Kornet, 2012-	107	167	1.56
3. Will Perdue, 1984, 86-88	104	157	1.51
5. A.J. Ogilvy, 2007-10	96	145	1.51

BLOCKS PER GAME

PLAYER, YEARS	G	BS	BPG
t1. Damian Jones, 2013-16	99	167	1.69
t1. Festus Ezeli, 2008-12	121	204	1.69
3. Luke Kornet, 2012-	107	167	1.56
t4. A.J. Ogilvy, 2007-10	96	145	1.51
t4. Will Perdue, 1984, 86-88	104	157	1.51
6. Julian Terrell, 2003-06	124	116	0.94

STAT COMPARISON

	VU		ALABAMA	
	All	SEC	2016-17	SEC
Record	8-6	2-0	8-5	1-0
Scoring Offense	73.4	88.0	68.5	68.0
Scoring Defense	69.4	75.0	61.5	58.0
Scoring Margin	+4.1	+13.0	+7.0	+10.0
FG%	.437	.509	.435	.444
FG% Defense	.433	.434	.399	.365
3FG%	.404	.462	.314	.231
3FG% Defense	.372	.469	.341	.190
Free Throw %	.777	.700	.655	.773
Rebounding	35.8	35.0	38.3	43.0
Rebounding Margin	+3.2	+2.0	+5.8	+17.0
Turnovers/game	13.5	12.5	13.7	17.0
Opponent Turnovers	11.6	13.5	15.2	13.0
Steals	4.4	8.0	6.8	3.0
Blocks	3.9	3.0	5.2	3.0

VU Staff Can Score

The Vanderbilt men's basketball staff has combined to score a total of 5,486 collegiate points, with head coach Bryce Drew leading the way with 2,142 points. Here's a breakdown of the staff's scoring totals.

Head Coach Bryce Drew, Valparaiso	2,142
Asst. Coach Casey Shaw, Toledo	1,562
Assoc. Head Coach Roger Powell, Jr., Illinois	1,178
Asst. Coach Jake Diebler, Valparaiso	586
Total	5,468

Kornet Excels in Classroom

Senior center Luke Kornet has been named to the SEC Academic Honor Roll in the three years he has played at Vanderbilt, and also been named a CoSida All-District Academic Selection in his sophomore and junior seasons. He was also recently named to the NABC Good Works team for his work in the Vanderbilt and Nashville communities.

Kornet is double majoring in computer science and mathematics.

Memorial Gym close to 1,000

The matchup with Auburn was the 994th regular season game played at Memorial Gym.

The Commodores have a 778-216 record at the SEC's oldest facility, a winning percentage of .782.

Dores Drain Threes

Vanderbilt made 19 threes against High Point on December 6, which set a new school record for threes in a game, surpassing an 18-three performance at Tennessee on January 8, 2005.

The Commodores also set a new record for most 3-pointers made at Memorial Gym, passing the old mark of 16 that was set on Jan. 8, 1994 vs. South Carolina and then matched on Feb. 11, 1995 vs. Arkansas. The Commodores hit 12 of their 19 3-pointers in the first half.

VU Makes Gamewinner

The Commodores made their first game-winning basket in almost four years against Chattanooga on December 17, when Luke Kornet made a three with 2.9 seconds remaining to give VU the 76-74 win over the Mocs.

The game-winner was the first since Kevin Bright made a 15-footer from the baseline on February 27, 2013, to defeat Georgia, 63-62, at Memorial Gym.

Neutral Site Does

Vanderbilt has played in four neutral site games already this season - against Minnesota in Sioux Falls, S.D., the season opener vs. Marquette (Veterans Classic, Annapolis, Md.) and the two games at the Continental Tire Las Vegas Invitational (Butler, Santa Clara).

LAST TIME VS. ALABAMA

Box Score

RECAP



Official Basketball Box Score -- Game Totals -- Final Statistics
Alabama vs Vanderbilt
 01/16/16 5 p.m. at Nashville, Tenn. (Memorial Gym)



Alabama 63 • 10-6, 1-3 SEC

#	Player	Total			3-Ptr			Rebounds			PF	TP	A	TO	Blk	Stl	Min
		FG-FGA	FG-FGA	FT-FTA	FG-FGA	FG-FGA	FT-FTA	Off	Def	Tot							
03	Kessens, Michael	f	1-2	0-0	1-4	1	3	4	2	3	1	3	1	0	0	14	
10	Taylor, Jimmie	f	4-6	0-0	0-3	1	8	9	2	8	0	1	3	0	28		
01	Norris, Riley	g	2-5	1-2	1-2	2	0	2	3	6	0	1	0	0	29		
04	Edwards, Arthur	g	4-9	4-8	0-0	1	3	4	4	12	0	1	0	0	24		
32	Obasohan, Retin	g	4-8	0-0	2-4	0	7	7	2	10	1	3	0	1	30		
02	Schaffer, Lawson		0-0	0-0	0-0	0	0	0	0	0	1	0	0	0	1		
05	Coleman, Justin		2-4	0-2	0-0	1	2	3	2	4	3	1	0	0	27		
11	Hale, Shannon		6-14	1-6	0-2	1	1	2	5	13	0	2	0	1	29		
23	Austin, Brandon		1-2	0-1	1-1	0	2	2	0	3	0	0	0	0	10		
35	Hall, Donta		1-2	0-0	2-4	2	4	6	3	4	1	0	1	2	8		
Team						0	0	0									
Totals			25-52	6-19	7-20	9	30	39	23	63	7	12	5	4	200		

FG % 1st Half: 14-25 56.0% 2nd half: 11-27 40.7% Game: 25-52 48.1% Deadball Rebounds 8,1
 3FG % 1st Half: 2-7 28.6% 2nd half: 4-12 33.3% Game: 6-19 31.6%
 FT % 1st Half: 1-4 25.0% 2nd half: 6-16 37.5% Game: 7-20 35.0%

Vanderbilt 71 • 10-7, 2-3 SEC

#	Player	Total			3-Ptr			Rebounds			PF	TP	A	TO	Blk	Stl	Min
		FG-FGA	FG-FGA	FT-FTA	FG-FGA	FG-FGA	FT-FTA	Off	Def	Tot							
03	KORNET, Luke	f	3-8	0-2	2-5	0	6	6	5	8	2	0	1	1	32		
11	ROBERSON, Jeff	f	4-7	3-4	5-7	2	9	11	3	16	5	0	0	2	36		
30	JONES, Damian	c	4-13	0-0	5-8	1	1	2	4	13	1	2	0	0	23		
04	BALDWIN IV, Wade	g	1-4	0-0	6-9	0	5	5	1	8	5	3	0	1	32		
13	LACHANCE, Riley	g	5-8	5-6	3-3	0	1	1	2	18	1	0	0	0	35		
00	JUSTICE, Camron		0-1	0-1	1-2	0	0	0	0	1	0	0	0	0	5		
02	TOYE, Joe		0-0	0-0	0-0	0	0	0	0	0	0	0	0	0	1		
05	FISHER-DAVIS, Matthe		1-2	1-2	0-0	0	0	0	1	3	0	0	0	1	16		
14	JOSEPHS, Carter		0-0	0-0	0-0	0	0	0	0	0	0	0	0	0	1		
21	SEHIC, Samir		0-0	0-0	0-0	0	0	0	0	0	0	0	0	0	1		
24	CRESSLER, Nolan		0-2	0-1	0-0	0	0	0	0	0	0	1	0	0	5		
40	HENDERSON, Josh		2-4	0-0	0-2	2	1	3	2	4	0	0	0	0	13		
Team						1	0	1			1						
Totals			20-49	9-16	22-36	6	23	29	18	71	14	7	1	5	200		

FG % 1st Half: 10-27 37.0% 2nd half: 10-22 45.5% Game: 20-49 40.8% Deadball Rebounds 6
 3FG % 1st Half: 4-9 44.4% 2nd half: 5-7 71.4% Game: 9-16 56.3%
 FT % 1st Half: 9-15 60.0% 2nd half: 13-21 61.9% Game: 22-36 61.1%

Officials: John Hampton, Bart Lenox, Jacyn Goble
 Technical fouls: Alabama-None. Vanderbilt-None.
 Attendance: 12565

Score by periods	1st	2nd	Total
Alabama	31	32	63
Vanderbilt	33	38	71

	In Paint	Off T/O	2nd Chance	Fast Break	Bench
UA	38	7	10	7	24
VU	16	18	4	0	8

Last FG - UA 2nd-00:05, VU 2nd-00:54.
 Largest lead - UA by 3 1st-19:42, VU by 16 2nd-04:14.
 UA led for 01:33. VU led for 35:59. Game was tied for 02:28.

Score tied - 4 times.
 Lead changed - 3 times.

NASHVILLE (AP) -- Riley LaChance missed practice and for most of Vanderbilt's pregame shoot-around he was sick enough he could keep little down except water.

The sophomore guard couldn't have looked healthier against Alabama.

LaChance scored a season-high 18 points and hit a career-best 5 of 6 from 3-point range, and the Commodores beat Alabama 71-63 Saturday for their second straight victory.

"He's a gritty kid," Vanderbilt coach Kevin Stallings said. "He's a tough, competitive kid. He wants to play. He wants to be in there. He wants to do well."

LaChance also spent plenty of time Friday at the student health clinic with what Stallings said might be tonsillitis. That didn't stop LaChance from playing 35 minutes.

"I'm all right," LaChance said. "Obviously, it feels good to get a win against a great opponent. That's what I'm focusing on right now. I'm just happy about that."

The Commodores (10-7, 2-3) desperately needed these games at home after opening their Southeastern Conference schedule 0-3, and they responded by winning back-to-back games for the first time since November. They won't have consecutive games at Memorial Gym again until the end of February.

Jeff Roberson scored 16 points and grabbed 11 rebounds, and Damian Jones added 13 for Vanderbilt.

Alabama (10-6, 1-3) came in off its third upset of a Top 25 team this season after handing No. 19 South Carolina its first loss Wednesday night but lost for the third time in four games.

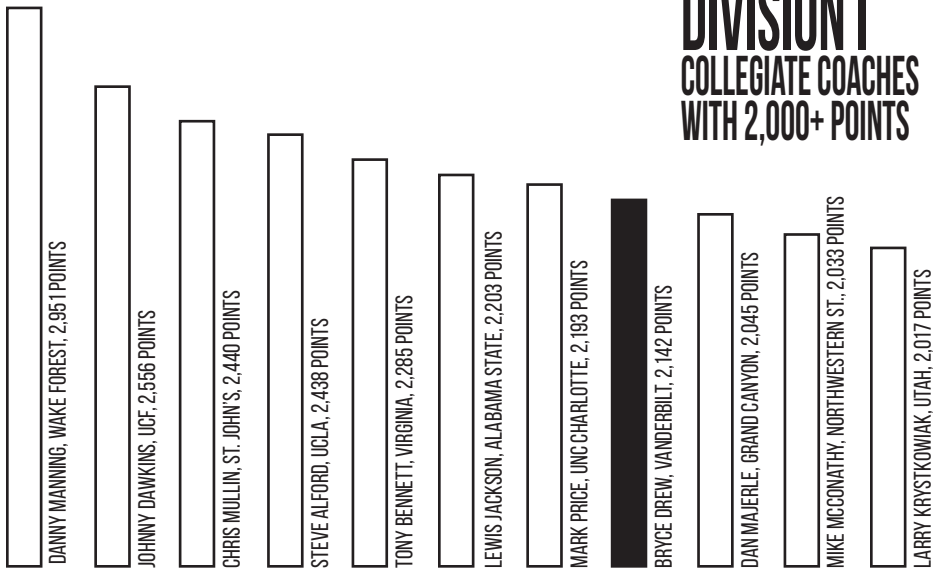
Shannon Hale led Alabama with 13 points before fouling out with 4:14 left, and Retin Obasohan added 10.

The Crimson Tide led only twice with the biggest margin coming off Riley Norris' 3-pointer to open the game. Wade Baldwin IV hit a jumper to put Vandy ahead 17-16, and Alabama managed only to tie it up twice more.

Vanderbilt led 33-31 at halftime and started the second half on a 10-1 run. Alabama went nearly six minutes between field goals after Shannon Hale's layup with 23 seconds left before halftime until Norris' layup with 14:37 to go. In that time, the Commodores built their biggest lead to 43-32 with a 3-pointer from LaChance with 15:02 remaining.

"Those first four, eight minutes of the second half has been an Achilles' heel for us all year, even in some of our wins," Alabama coach Avery Johnson said.

Jones had one point in the first half but scored nine of Vanderbilt's first 15 points in the second. He capped that with a three-point play off his third dunk nearly midway through the half for a 48-38 lead.



DORES SIGN THREE

Head Coach Bryce Drew inked his first signing class in November, signing 6'2 guard Maxwell Evans, from Houston, Texas, 6'2 guard Saben Lee, from Tempe, Ariz., and Ejike Obinna, a 6'9 center from Enugu, Nigeria.

Evans is the number 16-ranked prospect in the state of Texas and 247sports.com ranks him as the 11th-ranked combo guard nationally.

Lee is a four-star prospect and the number 92-ranked player by Scout.com and the number 17 point guard by 247sports.com.

Obinna attends the Virginia Academy in Ashburn, Va., is a 4-star prospect by ESPN.com and Rivals.com, and is the 107th-ranked prospect in the class of 2017 by 247sports.com.

Commodores vs. SEC

Vanderbilt is in its 84th SEC season and is a charter member of the league. All time against current members of the conference, Vanderbilt is 699-685.

978

Vanderbilt has made a 3-pointer in 978 consecutive games, a streak which began at the inception of the 3-point line in 1986-87. The Commodores rank second only to UNLV for the longest streak in Division I basketball. Vanderbilt, UNLV and Princeton are the only three schools in college basketball to have made at least one 3-pointer in every game played since the 3-point line was implemented.

NBA Commodores

Vanderbilt was one of only three schools (Kentucky, Washington) with two first-round selections in the 2016 NBA Draft when Wade Baldwin IV was drafted 17th by the Memphis Grizzlies and Damian Jones was selected 30th by the Golden State Warriors. Baldwin IV and Jones became the sixth and seventh first-round picks, respectively, in the history of the program, joining Will Perdue in 1988 (11th, Chicago), Jeff Turner in 1984 (7th, New Jersey), Clyde Lee in 1966 (3rd, San Francisco), and John Jenkins (23rd, Atlanta), and Festus Ezeli (30th, Golden State) in 2012.

First Time This Season

With the win over Chattanooga on December 17, Vanderbilt won its first game this season when: trailing at halftime, trailing with five minutes remaining, tied with two minutes remaining, in a game decided by 3 points or less, when outshot by an opponent, when outrebounded by an opponent, and when an opponent scores 70 points or more.

Fisher-Davis in Top 10 for 3's

Matthew Fisher-Davis now has 194 threes in his Vanderbilt career and is in 10th place in career threes made on the Commodores' all-time list. Fisher-Davis is three short of ninth place Mario Moore, who played from 2003-06.

Commodores make 16 3's vs LSU

Vanderbilt made 16 of 32 threes in route to a 96-89 win over LSU on December 29, the Commodores third game this season making 15 or more threes.


On December 29, the two teams combined to make 33 three pointers, which set a new SEC record for combined threes in a game.

Vanderbilt Basketball History

This is the 114th year of Vanderbilt basketball, with the first season taking place in 1900-01. There were no teams in 1904-05 and 1905-06.



HEAD COACH BRYCE DREW



THE DREW FILE

High School: Valparaiso (Ind.), '94
College: Bachelor of Arts In Sports Management, Valparaiso, '98
Family: Wife, Tara, son Bryson (2)



DREW THROUGH THE YEARS

Year	School	Position	W-L	Conf.	Postseason
2017	Vanderbilt	Head Coach	8-6	2-0	-
2016	Valparaiso	Head Coach	30-7	16-2	NIT Finals
2015	Valparaiso	Head Coach	28-6	13-3	NCAA Second Round
2014	Valparaiso	Head Coach	18-16	9-7	CollegelInsider.com First Round
2013	Valparaiso	Head Coach	26-8	13-3	NCAA Second Round
2012	Valparaiso	Head Coach	22-12	14-4	NIT First Round
2011	Valparaiso	Assistant Coach	23-12	12-6	CollegelInsider.com First Round
2010	Valparaiso	Assistant Coach	15-17	10-8	-
2009	Valparaiso	Assistant Coach	9-22	5-13	-
2008	Valparaiso	Assistant Coach	22-14	9-9	College Basketball Invite 2nd Rd.
2007	Valparaiso	Assistant Coach	16-15	9-5	-
2006	Valparaiso	Assistant Coach	17-12	8-8	-
2005	Valencia (Spain)	Player	38-14		Champions League Second Round
2004	New Orleans (NBA)	Player	41-41		East 1st round
2003	New Orleans (NBA)	Player	47-35		East 1st round
2002	Charlotte (NBA)	Player	44-38		East Semifinals
2001	Chicago (NBA)	Player	15-67		-
2000	Houston (NBA)	Player	34-48		-
1999	Houston (NBA)	Player	31-19		West 1st round
1998	Valparaiso	Player	23-10	13-3	NCAA Regional Semifinals
1997	Valparaiso	Player	24-7	13-3	NCAA First Round
1996	Valparaiso	Player	22-10	13-5	NCAA First Round
1995	Valparaiso	Player	20-8	14-4	-
Head Coach Totals			132-55	67-19	
Totals at Vanderbilt (Head Coach)			8-6	2-0	
Totals at Valparaiso (Head Coach)			124-49	65-19	
Totals at Valparaiso (Assistant)			102-92	53-49	
Totals at Valparaiso (playing)			89-35	53-15	
Totals as NBA Player			212-248		

3	Three-time Horizon League Coach of the Year
25	Averaged 25 wins a year in five years at Valparaiso
27	27th coach in Vanderbilt basketball history, and ninth of the modern era.
4	Postseason appearances as a head coach, including two in the NCAA Tournament and two in the NIT.
15	Coached 15 All-Horizon League honorees.
30	Won 30 games with Valparaiso in 2015-16.
2,142	Career points scored at Valparaiso - the most in the program's history. He is also the program's leader in 3-pointers made (364) and assists (626).
2	Two-time NABC District 12 Coach of the Year
6	Played six seasons in the NBA... Two with Houston, one with Chicago, and three with Charlotte/New Orleans
1,000	Scored over 1,000 points in his NBA career.
12	Played alongside 12 NBA All-Stars
3	Played with three players named among the Top 50 NBA Players of All Time - Charles Barkley, Hakeem Olajuwon, and Scottie Pippin
18	Has won 18 or more games each season as a head coach.

VANDERBILT ATHLETIC COMMUNICATIONS

INTERVIEW POLICY

Vanderbilt head coach Bryce Drew and selected Vanderbilt players will be available to the media before practice on a weekly basis during the non-conference season, and bi-weekly during the SEC season.

The times for those media sessions will be emailed to media members in advance of those pre-practice interviews.

Media may photograph the first 20 minutes of practice. All practices are closed to the public.

POSTGAME INTERVIEW POLICY

Vanderbilt head coach Bryce Drew will enter the Memorial Gym interview room after the NCAA-mandated 10-minute cooling off period, and after the visiting team makes an appearance in the interview room.

VUCOMMODORES.COM

The official website of Vanderbilt athletics, vucommo- dore.com, includes pregame notes, season statistics, videos of press conferences and meetings with the media, live stats, twitter feeds, and streaming audio and video of everything that is Commodore athletics.

@VANDYMBB

The official Twitter feed of Vanderbilt men's basketball, follow the latest information and get breaking news on Com- modore basketball.

VU QUICK FACTS

Location Nashville, Tenn.
Founded 1873
Conference Southeastern
Enrollment 6,738
Nickname Commodores
Colors Black and Gold
Home Arena Memorial Gymnasium (14,316)
Chancellor Nicholas Zeppos
Vice Chancellor David Williams II
Faculty Rep. Dr. Susan Wentz

Athletic Communications

Men's Basketball SID Andy Boggs
Media Relations Address 2601 Jess Neely Dr.
 Nashville, TN 37212
Office Phone (615) 343-1847
E-Mail Andy.Boggs@Vanderbilt.edu

INS AND OUTS

Career Games Played			
Player	Games	Starts	Cons. Starts
Luke Kornet	107	55	18
Nolan Cressler	103	46	-
Riley LaChance	82	68	14
Matthew Fisher-Davis	80	53	27
Jeff Roberson	79	63	17
Joe Toye	44	0	0
Payton Willis	14	8	8
Djery Baptiste	14	1	0
Clevon Brown	13	0	0

Double-Digit Scoring Games			
Player	Career (Record)	'16-17	Cons.
Riley LaChance	41 (28-13)	6 (5-1)	-
Luke Kornet	41 (28-13)	9 (6-3)	2 (2-0)
M. Fisher-Davis	39 (25-14)	12 (8-4)	6 (4-2)
Jeff Roberson	29 (21-8)	9 (6-3)	-
Nolan Cressler	45	3 (2-1)	-
Joe Toye	4 (2-2)	1 (1-0)	-
Camron Justice	2 (2-0)	-	-
Payton Willis	4 (4-0)	4 (4-0)	-

Double-Digit Rebounding Games			
Player	Career	'16-17	Cons.
Luke Kornet	9 (9-0)	1 (1-0)	1 (1-0)
Jeff Roberson	9 (8-1)	3 (2-1)	-
M. Fisher-Davis	1 (1-0)	-	-

Double-Doubles			
Player	Career	'16-17	Cons.
Luke Kornet	6 (6-0)	1 (1-0)	1 (1-0)
Jeff Roberson	7 (6-1)	2 (1-1)	-
Matthew Fisher-Davis	1 (1-0)	-	-

SEC PRESEASON POLL

Preseason Media Poll, Pts

- Kentucky
- Florida
- Texas A&M
- Georgia
- Arkansas
- Vanderbilt**
- Alabama
- South Carolina
- Ole Miss
- Mississippi State
- Auburn
- LSU
- Tennessee
- Missouri

First Team All-SEC

- Moses Kingsley* – Arkansas, F, Sr.
- J.J. Frazier – Georgia, G, Sr.
- Edrice "Bam" Adebayo – Kentucky, F, Fr.
- De'Aaron Fox – Kentucky, G, Fr.
- Tyler Davis – Texas A&M, C, So.

Second Team All-SEC

- KeVaughn Allen – Florida, G, So.
- Yante Maten – Georgia, F, Jr.
- Isaiah Briscoe – Kentucky, G, So.
- Malik Monk – Kentucky, G, Fr.
- Antonio Blakeney – LSU, G, So.
- Quinnndary Weatherspoon – Mississippi State, G, So.

Luke Kornet – Vanderbilt, F, Sr.

SEC Player of the Year: Moses Kingsley, Arkansas

2016-17 TRENDS

Winning Opening Tip	5-5
Losing Opening Tip	3-1
VU Scores First	4-4
Opponent Scores First	4-2
Leading at Halftime	7-3
Trailing at Halftime	1-3
Tied at Halftime	0-0
Leading with Five Minutes Remaining	7-1
Trailing with Five Minutes Remaining	1-5
Tied with Five Minutes Remaining	0-0
Leading with Two Minutes Remaining	7-0
Trailing with Two Minutes Remaining	0-4
Tied with Two Minutes Remaining	1-1
Overtime	0-0
Games Decided by Three Points or Less	1-1
Games Decided by 4-10 Points	2-3
Games Decided by 11-20 Points	2-0
Games Decided by 21-plus Points	3-2
VU Shoots 50% or Better	4-0
VU Shoots 40% or Better	7-2
VU Shoots Lower Than 40%	1-4
Opponent Shoots 50% or Better	2-2
Opponent Shoots 40% or Better	5-4
Opponent Shoots Lower Than 40%	3-2
VU Outshoots Opponent	6-1
VU Outshot by Opponent	2-5
Shoot Same Percentage	0-0
VU Scores 70 Points or More	8-2
VU Scores Less Than 70 Points	0-4
VU Scores 80 Points or More	5-0
VU Scores 90 Points or More	2-0
Opponent Scores 70 Points or More	2-4
Opponent Scores Less Than 70 Points	6-2
Opponent Scores 80 Points or More	1-1
Opponent Scores 90 Points or More	0-1
Makes More 3-Pointers Than Opponent	6-2
Makes Fewer 3-Pointers Than Opponent	1-4
3-Pointers are Equal	1-0
Outrebounds Opponent	6-2
Outrebounded by Opponent	1-4
Rebounds are Equal	1-0
Playing on National TV	5-4
Playing on Regional TV	0-0
Online Only	3-2
Playing on Weekday	7-5
Playing on Weekend	1-1
Game Tips Before 6 p.m. CT (afternoons)	0-1
Game Tips After 6 p.m. CT (evenings)	8-5
In White Uniforms	3-1
In Gold Uniforms	3-0
In Black Uniforms	2-3
In Grey Uniforms	0-2
In November	4-3
In December	3-3
In January	1-0
In February	0-0
In March	0-0
Home	6-1
Neutral	1-3
Away	1-2
Conferences	
vs. Non-Conference	6-6
Big East	0-2
Ohio Valley	2-0
MEAC	1-0
Patriot League	0-1
West Coast	1-0
Big Ten	0-1
Big South	1-0
Conference USA	0-1
Southern Conference	1-0
Atlantic 10	0-1
Vs. SEC	2-0
Lineups	
Kornet, Roberson, Fisher-Davis, LaChance, Cressler	2-2
Kornet, Baptiste, Roberson, Fisher-Davis, LaChance	0-1
Kornet, Roberson, Fisher-Davis, LaChance, Willis	6-3

LAST TIME OUT

Box Score vs. Auburn



Official Basketball Box Score -- Game Totals -- Final Statistics
Auburn vs Vanderbilt
 01/04/17 6 p.m. at Nashville, Tenn. (Memorial Gym)



Auburn 61 • 10-4, 0-2 SEC

##	Player	Total			3-Ptr			Rebounds			PF	TP	A	TO	Blk	Stl	Min
		FG	FGA	FT	FTA	FG	FGA	FT	FTA	Off							
03	Purifoy, Danjel	f	3-13	2-6	2-2	1	3	4	2	10	3	2	0	3	31		
50	Wiley, Austin	c	3-8	0-0	0-0	4	0	4	3	6	0	0	0	0	12		
01	Harper, Jared	g	7-15	3-6	2-2	0	1	1	19	2	1	0	1	32			
05	Heron, Mustapha	g	3-13	0-3	7-7	0	6	6	0	13	1	2	0	31			
23	Lang, TJ	g	0-3	0-2	0-0	2	3	5	3	0	0	0	1	17			
00	Spencer, Horace		1-1	0-0	0-0	1	1	2	2	2	0	1	1	14			
02	Brown, Bryce		1-3	1-3	0-0	0	0	0	2	3	0	1	0	12			
04	Dunans, T.J.		2-8	0-1	0-2	1	4	5	2	4	1	4	1	23			
12	Smith, LaRon		0-0	0-0	0-0	0	2	2	2	0	0	0	0	9			
24	McLemore, Anfernee		2-4	0-0	0-0	3	3	6	0	4	0	1	1	15			
35	Johnson, Ronnie		0-0	0-0	0-0	0	0	0	1	0	1	0	0	4			
Team						0	2	2									
Totals			22-68	6-21	11-13	12	25	37	18	61	8	12	4	8	200		

FG % 1st Half: 9-29 31.0% 2nd half: 13-39 33.3% Game: 22-68 32.4% Deadball Rebounds 1
 3FG % 1st Half: 2-7 28.6% 2nd half: 4-14 28.6% Game: 6-21 28.6%
 FT % 1st Half: 9-9 100.0 2nd half: 2-4 50.0% Game: 11-13 84.6%

Vanderbilt 80 • 8-6, 2-0 SEC

##	Player	Total			3-Ptr			Rebounds			PF	TP	A	TO	Blk	Stl	Min
		FG	FGA	FT	FTA	FG	FGA	FT	FTA	Off							
11	ROBERSON, Jeff	f	0-7	0-3	5-6	0	7	7	3	5	2	1	0	1	34		
03	KORNET, Luke	c	4-9	1-2	1-3	4	7	11	2	10	2	1	4	1	31		
01	WILLIS, Payton	g	3-6	1-4	0-0	1	4	5	2	7	6	3	0	1	32		
05	FISHER-DAVIS, Matthe	g	11-20	7-14	4-7	0	7	7	1	33	2	2	0	2	33		
13	LACHANCE, Riley	g	3-5	2-4	0-0	0	4	4	5	8	3	4	0	1	22		
02	TOYE, Joe		4-7	1-4	0-0	0	2	2	3	9	3	3	0	1	19		
12	BAPTISTE, Djery		0-1	0-0	0-0	1	0	1	1	0	0	0	0	7			
15	BROWN, Clevon		0-0	0-0	0-0	1	0	1	0	0	0	0	1	8			
24	CRESSLER, Nolan		3-3	2-2	0-0	0	1	1	0	8	0	0	0	14			
Team						1	1	2									
Totals			28-58	14-33	10-16	8	33	41	17	80	18	14	5	7	200		

FG % 1st Half: 15-31 48.4% 2nd half: 13-27 48.1% Game: 28-58 48.3% Deadball Rebounds 3,2
 3FG % 1st Half: 8-18 44.4% 2nd half: 6-15 40.0% Game: 14-33 42.4%
 FT % 1st Half: 8-14 57.1% 2nd half: 2-2 100.0 Game: 10-16 62.5%

Officials: Antinio Petty, Karl Hess, Gerry Pollard
 Technical fouls: Auburn-None. Vanderbilt-None.
 Attendance: 9918

Score by periods	1st	2nd	Total
Auburn	29	32	61
Vanderbilt	46	34	80

Points	In	Off	2nd	Fast	Bench
AU	32	15	10	2	13
VU	24	16	11	4	17

Last FG - AU 2nd-00:37, VU 2nd-03:57.
 Largest lead - AU None, VU by 26 2nd-03:57.
 AU led for 00:00. VU led for 39:37. Game was tied for 00:23.

Score tied - 0 times.
 Lead changed - 0 times.

Team Notes:

- ★ With the win over Auburn, Vanderbilt improved to 8-6 overall and 2-0 in the SEC.
- ★ The last time Vanderbilt was 2-0 in SEC play was the 2011-12 season. The team started out 4-0 in conference play that year.
- ★ Vanderbilt's win marked its 13th consecutive victory in the series against Auburn. The Commodores now lead the all-time series by a margin of 89-51.
- ★ Vanderbilt finished the game 14-33 (42.4%) from 3-point range. Vanderbilt now has 30 3-pointers combined in the past two games.
- ★ Vanderbilt out-assisted Auburn by a margin of 18-8.
- ★ The Commodores had an assist on 18 of its 28 (64%) made field goals.
- ★ Vanderbilt never relinquished the lead after Luke Kornet made a free throw with 19:37 in the first half to give the Commodores a 1-0 edge.
- ★ The Vanderbilt lead was as large as 26 when Riley LaChance hit a 3-pointer to give the Commodores an 80-54 advantage.

Player Notes:

- ★ Matthew Fisher-Davis led all scorers with 33 points, a new career-high, on 11-20 (55%) shooting. He scored 21 of his 33 points in the first half. The last player to score 33 points for the Commodores was A.J. Ogilvy on Mar. 4, 2009.
- ★ Fisher-Davis also knocked down seven 3-pointers, a new career-high. He made five in the first half.
- ★ Fisher-Davis now has 194 career threes.
- ★ Fisher-Davis also tied a season-high rebound mark by grabbing seven boards.
- ★ Luke Kornet recorded his first double-double of the season with 10 points and 11 rebounds.
- ★ Payton Willis grabbed a career-high five rebounds from the point guard position to go along with seven points and six assists.

RECAP

NASHVILLE (AP) -- First-year Vanderbilt coach Bryce Drew used the break for finals to tweak the offense to better suit his Commodores' shooting skills, and junior guard Matthew Fisher-Davis certainly is taking advantage.

Fisher-Davis scored a career-high 33 points with a career-best seven 3-pointers made as Vanderbilt routed the young Auburn Tigers 80-61 Wednesday night in the Commodores' Southeastern Conference home opener.

"I wish I could take credit for his 33 tonight, but I can't," Drew said. "That's his hard work and his approach that he's been very focused coming into these games."

Fisher-Davis scored 17 straight in the span of 4 minutes 16 seconds, his last a 3-pointer that put them up 24-4 with 12:34 left in the first half. The junior guard checked out with 2:56 left having hit 11 of 20 from the floor and 7 of 14 beyond the arc.

"I just kept letting it fly," Fisher-Davis said. "I trust my shot. I don't know. I was more focused on us getting stops and just getting out pushing the lead out right then myself."

Vanderbilt (8-6, 2-0) never trailed in beating the Tigers for its 13th straight victory in this series.

Luke Kornet added 10 points and 11 rebounds for Vanderbilt. Kornet said it's easy to look for the hot shooter on a team with unselfish players, especially in transition.

"The ball finds the right person, especially when we know someone like Matt who's on fire early," Kornet said. "He's the first person you're looking to because we trust he's going to knock it down."

Auburn (10-4, 0-2) lost its second straight overall. Jared Harper scored 19 points, Mustapha Heron added 13 and Danjel Purifoy had 10.

Starting four freshmen, Auburn coach Bruce Pearl came in with wins over Texas Tech, Oklahoma and UConn this season. They had little answer for the SEC's best 3-point shooters even though Auburn came in holding opponents to 29.6 percent shooting beyond the arc.

Pearl made his disappointment very clear after the game, telling reporters they likely heard him talking to his very young locker room. He credited Vanderbilt with playing great but wasn't happy his Tigers didn't bother the Commodores as much as he thought they could.

"At the beginning, they jumped on us and took control of the game so quickly we were out of synch the whole way," Pearl said.

The Commodores, who hit 16 of 32 beyond the arc in winning at LSU last week, kept at it by knocking down 14 of 33 (42.4 percent). Auburn came in second in the league making 9.1 3s per game but couldn't match Vanderbilt. The Tigers went 6 of 21 beyond the arc (28.6 percent).

THE BIG PICTURE

Auburn: The Tigers' youth was exposed in their first trip to Memorial Gym where the team benches are on the end lines and not the sidelines. They came in averaging 80.4 points per game, fourth in the SEC. The Tigers finished with a season-low in points. They forced Vandy into 14 turnovers but were outscored 16-15 in points off mistakes.

Vanderbilt: Fisher-Davis has strung together his three highest-scoring games over the past three games for the Commodores. The junior guard came into this game sixth in the SEC in scoring, second in the league averaging 2.8 3s made per game and fourth shooting 42.5 percent beyond the arc. Fisher-Davis also grabbed seven rebounds and two steals. He turned in the best-scoring game for Vanderbilt since A.J. Ogilvy scored 33 against LSU on March 3, 2009.



Official Basketball Box Score - Game Totals - Final Statistics
Vanderbilt vs Marquette
 11/11/16 6:37 PM at Annapolis, Md. (Alumni Hall)



Vanderbilt 71 • 0-1

##	Player	Total		3-Ptr		Rebounds			PF	TP	A	TO	Blk	Stl	Min
		FG-FGA	FG-FGA	FT-FTA	Off	Def	Tot								
03	KORNET, Luke	4-9	1-4	6-6	0	5	5	3	15	1	3	2	0	23	
11	ROBERSON, Jeff	3-11	1-4	2-2	4	6	10	0	9	2	5	0	1	33	
05	FISHER-DAVIS, Matthe	4-10	2-5	2-2	0	0	0	0	12	1	4	0	0	22	
13	LACHANCE, Riley	3-5	2-3	1-2	0	2	2	0	9	2	1	1	0	33	
24	CRESSLER, Nolan	3-8	1-1	0-0	3	6	9	1	7	1	3	0	0	19	
00	JUSTICE, Camron	1-5	0-3	0-0	0	2	2	0	2	3	1	0	1	19	
01	WILLIS, Payton	1-3	0-1	1-6	1	1	2	0	3	1	0	0	1	8	
02	TOYE, Joe	2-4	0-2	4-6	1	1	2	1	8	2	1	0	0	21	
12	BAPTISTE, Djery	0-1	0-0	1-2	0	1	1	4	1	0	0	1	1	9	
15	BROWN, Clevon	2-2	1-1	0-0	1	1	2	1	5	0	1	1	0	13	
Team					1	1	2								
Totals		23-58	8-24	17-26	11	26	37	10	71	13	19	5	4	200	

FG % 1st Half: 14-33 42.4% 2nd half: 9-25 36.0% Game: 23-58 39.7% Deadball Rebounds 4
 3FG % 1st Half: 5-13 38.5% 2nd half: 3-11 27.3% Game: 8-24 33.3%
 FT % 1st Half: 7-10 70.0% 2nd half: 10-16 62.5% Game: 17-26 65.4%

Marquette 95 • 1-0

##	Player	Total		3-Ptr		Rebounds			PF	TP	A	TO	Blk	Stl	Min
		FG-FGA	FG-FGA	FT-FTA	Off	Def	Tot								
40	FISCHER, Luke	7-9	0-0	4-4	3	4	7	3	18	3	0	3	2	32	
00	HOWARD, Markus	0-2	0-0	0-0	0	0	0	4	0	2	1	0	0	11	
22	REINHARDT, Katin	4-14	1-6	0-0	0	4	4	1	9	3	2	0	2	26	
20	JOHNSON, Jajuan	9-13	3-5	0-0	1	3	4	3	21	3	1	1	6	29	
25	CHEATHAM, Haanif	6-11	3-5	0-0	0	6	6	1	15	3	1	0	2	28	
01	WOLSON, Duane	4-6	1-2	0-0	0	3	3	1	9	0	2	0	0	14	
05	COHEN III, Sandy	0-1	0-0	0-0	1	1	2	1	0	0	2	0	0	5	
10	HAUSER, Sam	5-8	4-7	0-0	1	2	3	2	14	1	0	0	1	19	
12	HELDT, Matt	1-1	0-0	0-1	0	1	1	4	2	0	2	0	0	3	
21	CARTER, Traci	3-6	1-3	0-0	3	1	4	2	7	5	0	0	0	19	
30	ROWSEY, Andrew	0-3	0-3	0-0	0	2	2	1	0	2	0	0	0	14	
Team					1	2	3								
Totals		39-74	13-31	4-5	10	29	39	23	95	22	12	4	13	200	

FG % 1st Half: 16-35 45.7% 2nd half: 23-39 59.0% Game: 39-74 52.7% Deadball Rebounds 0
 3FG % 1st Half: 3-12 25.0% 2nd half: 10-19 52.6% Game: 13-31 41.9%
 FT % 1st Half: 4-5 80.0% 2nd half: 0-0 0.0% Game: 4-5 80.0%

Officials: Michael Stephens, James Breeding, Les Jones
 Technical fouls: Vanderbilt-None. Marquette-None.
 Attendance: 2016 Veterans Classic

Score by periods	1st	2nd	Total
Vanderbilt	40	31	71
Marquette	39	56	95

Points	In	Off	2nd	Fast	Bench
	Paint	T/O	Chance	Break	
VU	22	11	9	2	19
MU	44	35	19	19	32

Last FG - VU 2nd-00:00, MU 2nd-01:35.
 Largest lead - VU by 1 1st-00:25, MU by 32 2nd-03:51.
 VU led for 01:23. MU led for 35:25. Game was tied for 03:12.

Score tied - 5 times.
 Lead changed - 2 times.



Official Basketball Box Score - Game Totals - Final Statistics
Belmont vs Vanderbilt
 11/15/16 8 p.m. at Nashville, Tenn. (Memorial Gym)



Belmont 66 • 0-1

##	Player	Total		3-Ptr		Rebounds			PF	TP	A	TO	Blk	Stl	Min
		FG-FGA	FG-FGA	FT-FTA	Off	Def	Tot								
32	EKEKEZE, Amanze	7-10	3-5	1-1	1	4	5	4	18	1	1	0	0	26	
35	BRADDS, Evan	6-15	1-2	6-10	1	7	8	2	19	1	1	1	1	31	
01	LUKE, Austin	2-7	1-6	0-0	0	3	3	2	5	6	0	1	1	29	
03	WINDLER, Dylan	3-5	1-3	0-0	4	2	6	2	7	2	0	1	0	28	
20	BARNETTE, Taylor	3-15	3-13	2-2	1	3	4	3	11	2	3	0	0	35	
02	SMITH, Nick	1-6	0-5	0-0	1	0	1	4	2	0	0	0	1	17	
11	MCCLAIN, Kevin	2-8	0-5	0-0	1	0	1	2	4	3	2	0	0	15	
21	SAMPSON, Burton	0-1	0-1	0-0	0	0	0	0	0	0	0	0	0	8	
24	BANKERT, Michael	0-0	0-0	0-0	1	1	2	0	0	0	0	0	0	1	
31	LESTER, Josh	0-0	0-0	0-0	0	0	0	1	0	0	0	0	0	0+	
41	HADDEN, Tyler	0-1	0-1	0-0	0	0	0	3	0	0	0	0	0	4	
50	ADELSPERGER, Seth	0-0	0-0	0-0	0	1	1	0	0	0	0	0	0	2	
Team					0	2	2								
Totals		24-68	9-41	9-13	10	23	33	23	66	15	9	2	4	200	

FG % 1st Half: 9-30 30.0% 2nd half: 15-38 39.5% Game: 24-68 35.3% Deadball Rebounds 3
 3FG % 1st Half: 1-18 5.6% 2nd half: 8-23 34.8% Game: 9-41 22.0%
 FT % 1st Half: 2-2 100.0% 2nd half: 7-11 63.6% Game: 9-13 69.2%

Vanderbilt 80 • 1-1

##	Player	Total		3-Ptr		Rebounds			PF	TP	A	TO	Blk	Stl	Min
		FG-FGA	FG-FGA	FT-FTA	Off	Def	Tot								
03	KORNET, Luke	4-9	0-0	12-16	2	5	7	1	20	2	3	3	0	29	
11	ROBERSON, Jeff	4-8	2-4	0-0	2	6	8	5	10	4	1	0	0	33	
05	FISHER-DAVIS, Matthe	4-10	3-6	5-5	0	3	3	0	16	0	2	0	0	34	
13	LACHANCE, Riley	1-3	1-1	2-2	0	3	3	0	5	4	1	0	0	24	
24	CRESSLER, Nolan	2-5	1-2	0-0	1	4	5	3	5	3	0	0	1	28	
00	JUSTICE, Camron	1-2	1-1	0-0	0	1	1	0	3	0	1	0	0	6	
01	WILLIS, Payton	3-5	1-3	3-4	1	0	1	1	10	0	2	0	1	16	
02	TOYE, Joe	1-3	0-1	1-2	0	6	6	0	3	0	1	0	0	14	
12	BAPTISTE, Djery	3-5	0-0	2-2	0	3	3	4	8	0	2	0	0	11	
15	BROWN, Clevon	0-0	0-0	0-0	0	0	0	1	0	0	0	1	0	5	
Team					1	3	4								
Totals		23-50	9-18	25-31	7	34	41	15	80	13	14	4	2	200	

FG % 1st Half: 14-26 53.8% 2nd half: 9-24 37.5% Game: 23-50 46.0% Deadball Rebounds 3,1
 3FG % 1st Half: 6-9 66.7% 2nd half: 3-9 33.3% Game: 9-18 50.0%
 FT % 1st Half: 2-4 50.0% 2nd half: 23-27 85.2% Game: 25-31 80.6%

Officials: Olandis Poole, Bart Lenox, Jason Baker
 Technical fouls: Belmont-None. Vanderbilt-None.
 Attendance: 9116

Score by periods	1st	2nd	Total
Belmont	21	45	66
Vanderbilt	36	44	80

Points	In	Off	2nd	Fast	Bench
	Paint	T/O	Chance	Break	
BEL	28	8	7	3	6
VU	24	3	12	3	24

Last FG - BEL 2nd-00:56, VU 2nd-01:17.
 Largest lead - BEL by 2 1st-19:45, VU by 16 1st-01:41.
 BEL led for 00:15. VU led for 39:30. Game was tied for 00:15.

Score tied - 0 times.
 Lead changed - 1 time.



Official Basketball Box Score - Game Totals - Final Statistics
Norfolk State vs Vanderbilt
 11/18/16 7 p.m. at Nashville, Tenn. (Memorial Gym)



Norfolk State 52 • 2-2

##	Player	Total		3-Ptr		Rebounds			PF	TP	A	TO	Blk	Stl	Min
		FG-FGA	FG-FGA	FT-FTA	Off	Def	Tot								
22	LONG, Alex	1-9	0-0	1-2	2	3	5	3	3	0	3	0	0	20	
05	GELLINEAU, Bryan	0-1	0-0	0-0	0	1	1	3	0	0	4	1	0	12	
02	ROBINSON, Zaynah	2-8	0-1	2-2	0	2	2	1	6	1	0	1	0	30	
03	WADE, Jonathan	6-14	1-4	7-9	2	6	8	2	20	0	2	0	1	36	
04	GOSS, Micah	1-6	1-4	0-0	0	1	1	1	3	0	0	0	0	16	
00	WARD, Carrington	2-10	0-1	0-0	1	2	3	0	4	1	1	0	1	22	
13	ALLEN, Stavian	0-0	0-0	0-0	0	2	2	3	0	0	0	0	0	8	
20	BROWN, Alex	0-1	0-0	0-0	0	0	0	0	0	0	0	0	0	7	
24	WILLIAMS, Kyle	0-1	0-1	0-0	0	0	0	0	0	0	0	0	0	11	
44	ROBINSON, Dan	3-5	0-0	1-1	3	1	4	4	7	0	0	0	0	22	
45	BUTLER, Jordan	3-5	0-0	3-6	2	2	4	4	9	0	2	0	0	16	
Team					3	3	6								
Totals		18-60	2-11	14-20	13	23	36	21	52	2	12	1	3	200	

FG % 1st Half: 9-31 29.0% 2nd half: 9-29 31.0% Game: 18-60 30.0% Deadball Rebounds 2
 3FG % 1st Half: 2-5 40.0% 2nd half: 0-6 0.0% Game: 2-11 18.2%
 FT % 1st Half: 8-11 72.7% 2nd half: 6-9 66.7% Game: 14-20 70.0%

Vanderbilt 75 • 2-1

##	Player	Total		3-Ptr		Rebounds			PF	TP	A
----	--------	-------	--	-------	--	----------	--	--	----	----	---



Official Basketball Box Score -- Game Totals -- Final Statistics
Vanderbilt vs Butler
 11/24/16 5:00pm at Orleans Arena, Las Vegas, NV



Vanderbilt 66 • 2-3

#	Player	Total		3-Ptr		Rebounds			PF	TP	A	TO	Blk	Stl	Min
		FG-FGA	FT-FTA	FG-FGA	FT-FTA	Off	Def	Tot							
03	KORNET, Luke	2-11	1-5	0-0	1	4	5	3	5	1	4	2	0	28	
11	ROBERSON, Jeff	3-5	0-2	5-6	0	4	4	4	11	1	2	1	1	25	
12	BAPTISTE, Djery	1-3	0-0	0-0	1	1	2	3	2	0	2	0	0	17	
05	FISHER-DAVIS, Matthe	1-3	0-2	0-0	1	2	3	0	2	0	0	0	1	11	
13	LACHANCE, Riley	2-6	1-2	2-2	1	3	4	3	7	6	2	0	0	34	
00	JUSTICE, Camron	0-2	0-1	1-2	0	1	1	2	1	1	0	0	0	10	
01	WILLIS, Payton	5-8	2-5	5-6	1	2	3	2	17	2	2	1	0	27	
02	TOYE, Joe	3-5	0-1	1-2	0	2	2	4	7	0	1	0	1	14	
15	BROWN, Clevon	2-4	2-2	0-0	2	2	4	2	6	0	1	0	0	16	
20	MCGLOIN, Phillip	0-0	0-0	0-0	0	0	0	1	0	0	0	0	0	0+	
24	CRESSLER, Nolan	3-5	1-2	1-1	0	3	3	5	8	0	2	0	2	18	
	Team				1	1	2								
	Totals	22-52	7-22	15-19	8	25	33	29	66	11	16	4	5	200	

FG % 1st Half: 11-28 39.3% 2nd half: 11-24 45.8% Game: 22-52 42.3%
 3FG % 1st Half: 4-12 33.3% 2nd half: 3-10 30.0% Game: 7-22 31.8%
 FT % 1st Half: 8-10 80.0% 2nd half: 7-9 77.8% Game: 15-19 78.9%

Butler 76 • 5-0

#	Player	Total		3-Ptr		Rebounds			PF	TP	A	TO	Blk	Stl	Min
		FG-FGA	FT-FTA	FG-FGA	FT-FTA	Off	Def	Tot							
04	WIDEMAN, Tyler	1-4	0-0	6-6	6	1	7	2	8	1	3	0	0	27	
30	MARTIN, Kelan	3-12	1-5	7-10	0	3	3	4	14	2	2	0	3	30	
45	CHRABASCZ, Andrew	3-7	2-3	4-4	3	7	10	2	12	3	1	0	1	37	
00	WOODSON, Avery	2-6	1-4	0-0	0	4	4	2	5	2	0	0	0	17	
01	LEWIS, Tyler	4-9	1-4	6-10	0	2	2	0	15	4	2	0	0	30	
03	BALDWIN, Kamar	5-7	2-3	0-0	0	1	1	3	12	1	1	0	1	27	
11	SAVAGE, Kethan	1-1	0-0	0-2	0	1	1	0	2	0	0	0	0	6	
00	BADDLEY, Henry	0-0	0-0	0-0	0	0	0	0	0	0	0	0	0	2	
22	McDERMOTT, Sean	2-6	2-6	1-2	1	5	6	4	7	1	2	0	0	20	
51	FOWLER, Nate	0-0	0-0	1-2	2	0	2	0	1	0	1	1	1	4	
	Team				0	0	0								
	Totals	21-52	9-25	25-36	12	24	36	17	76	14	12	1	6	200	

FG % 1st Half: 10-23 43.5% 2nd half: 11-29 37.9% Game: 21-52 40.4%
 3FG % 1st Half: 7-13 53.8% 2nd half: 2-12 16.7% Game: 9-25 36.0%
 FT % 1st Half: 14-17 82.4% 2nd half: 11-19 57.9% Game: 25-36 69.4%

Officials: Duke Edsall, Rick Randall, Ed Crenshaw
 Technical fouls: Vanderbilt-TEAM, Butler-None.
 Attendance:

Score by periods	1st	2nd	Total
Vanderbilt	34	32	66
Butler	41	35	76

	In	Off	2nd	Fast	Bench
Points	Paint	T/O	Chance	Break	
VU	30	10	8	2	39
BUT	24	21	10	4	22

Last FG - VU 2nd-00:07, BUT 2nd-01:33.
 Largest lead - VU by 4 1st-18:04, BUT by 12 2nd-01:33.
 VU led for 06:14. BUT led for 33:02. Game was tied for 00:44.

Score tied - 3 times.
 Lead changed - 5 times.



Official Basketball Box Score -- Game Totals -- Final Statistics
Santa Clara vs Vanderbilt
 11/25/16 5:00 PM at Orleans Arena, Las Vegas, NV



Santa Clara 66 • 3-4

#	Player	Total		3-Ptr		Rebounds			PF	TP	A	TO	Blk	Stl	Min
		FG-FGA	FT-FTA	FG-FGA	FT-FTA	Off	Def	Tot							
03	JADERSTEN, Henrik	2-6	1-5	0-0	0	5	5	2	5	1	0	0	0	36	
04	PUGH, Jarvis	3-7	0-2	2-2	0	5	5	2	8	1	2	0	0	37	
12	HAUSER, Matt	2-8	0-3	0-0	0	3	3	2	4	4	0	0	0	37	
23	BROWNRIDGE, Jared	10-15	4-9	12-13	0	1	1	0	36	2	1	1	0	36	
43	KRATCH, Nate	4-9	1-2	0-0	0	3	3	4	9	0	1	0	0	27	
01	WARDLOW, Evan	0-0	0-0	0-0	0	0	0	2	0	0	1	0	0	7	
10	HEALY, Kai	1-2	0-0	0-0	0	0	0	3	2	0	1	0	0	11	
22	HUBBARD, Matt	0-0	0-0	0-0	1	0	1	4	0	0	2	0	0	5	
35	LEWIS, Tony	1-2	0-0	0-0	0	1	1	1	2	0	1	0	0	4	
	Team				0	2	2								
	Totals	23-49	6-21	14-15	1	20	21	20	66	8	9	1	0	200	

FG % 1st Half: 10-24 41.7% 2nd half: 13-25 52.0% Game: 23-49 46.9%
 3FG % 1st Half: 3-13 23.1% 2nd half: 3-8 37.5% Game: 6-21 28.6%
 FT % 1st Half: 0-0 0.0% 2nd half: 14-15 93.3% Game: 14-15 93.3%

Vanderbilt 76 • 3-3

#	Player	Total		3-Ptr		Rebounds			PF	TP	A	TO	Blk	Stl	Min
		FG-FGA	FT-FTA	FG-FGA	FT-FTA	Off	Def	Tot							
01	WILLIS, Payton	2-5	1-4	0-0	1	3	4	0	5	8	4	0	0	32	
03	KORNET, Luke	4-9	1-3	9-10	1	5	6	3	18	0	3	1	0	30	
05	FISHER-DAVIS, Matthe	4-9	3-6	3-3	0	2	2	2	14	2	2	0	0	35	
11	ROBERSON, Jeff	4-8	3-5	1-4	0	4	4	2	12	1	4	0	0	32	
13	LACHANCE, Riley	6-7	5-6	0-0	0	4	4	4	17	6	0	0	1	32	
02	TOYE, Joe	1-2	1-1	0-0	0	0	0	0	3	1	0	0	0	9	
12	BAPTISTE, Djery	2-2	0-0	0-0	0	0	0	3	4	0	0	0	0	10	
15	BROWN, Clevon	0-3	0-2	0-0	1	2	3	0	0	0	0	0	0	8	
24	CRESSLER, Nolan	1-3	1-1	0-0	2	1	3	1	3	0	0	0	0	12	
	Team				2	4	6								
	Totals	24-48	15-28	13-17	7	25	32	15	76	18	13	1	1	200	

FG % 1st Half: 14-26 53.8% 2nd half: 10-22 45.5% Game: 24-48 50.0%
 3FG % 1st Half: 10-16 62.5% 2nd half: 5-12 41.7% Game: 15-28 53.6%
 FT % 1st Half: 3-6 50.0% 2nd half: 10-11 90.9% Game: 13-17 76.5%

Officials: Rick Randall, Ed Crenshaw, John St. Clair
 Technical fouls: Santa Clara-None. Vanderbilt-None.
 Attendance:

Score by periods	1st	2nd	Total
Santa Clara	23	43	66
Vanderbilt	41	35	76

	In	Off	2nd	Fast	Bench
Points	Paint	T/O	Chance	Break	
SCU	22	14	2	0	4
VU	14	5	3	2	10

Last FG - SCU 2nd-00:24, VU 2nd-01:21.
 Largest lead - SCU None, VU by 18 1st-00:02.
 SCU led for 00:00. VU led for 39:43. Game was tied for 00:17.

Score tied - 0 times.
 Lead changed - 0 times.



Official Basketball Box Score -- Game Totals -- Final Statistics
Tennessee State vs Vanderbilt
 11/29/16 7:00 pm at Nashville, Tenn. (Memorial Gym)



Tennessee State 59 • 6-1

#	Player	Total		3-Ptr		Rebounds			PF	TP	A	TO	Blk	Stl	Min
		FG-FGA	FT-FTA	FG-FGA	FT-FTA	Off	Def	Tot							
04	HAMILTON, K.	7-12	3-5	2-5	3	1	4	2	19	0	4	1	0	26	
33	MARTIN, Wayne	2-5	0-1	1-2	1	3	4	2	5	0	4	0	0	28	
03	REED, Jordan	2-5	0-0	2-6	2	2	4	4	6	2	1	2	29		
05	McCALL, Tahjere	1-3	0-0	6-10	0	0	0	5	8	3	0	0	1	20	
14	REDDICK, Darreon	5-14	2-3	0-0	0	0	0	0	12	0	0	0	0	28	
00	CHANEY, Armani	1-3	0-1	0-0	0	2	2	2	2	2	2	0	0	22	
01	SPENCER, Delano	2-7	2-5	0-0	0	0	0	2	6	1	1	0	0	22	
15	WILLIAMS, Xavier	0-0	0-0	0-0	0	1	1	0	0	0	0	0	0	3	
21	MKEOWULU, Christian	0-0	0-0	1-2	1	0	1	3	1	0	2	1	0	19	
23	EVERETT, A'Torey	0-0	0-0	0-0	0	0	0	0	0	0	0	0	0	3	
	Team				2	2	4								
	Totals	20-49	7-15	12-25	9	11	20	20	59	8	14	3	3	200	

FG % 1st Half: 9-27 33.3% 2nd half: 11-22 50.0% Game: 20-49 40.8%
 3FG % 1st Half: 2-7 28.6% 2nd half: 5-8 62.5% Game: 7-15 46.7%
 FT % 1st Half: 2-6 33.3% 2nd half: 10-19 52.6% Game: 12-25 48.0%

Vanderbilt 83 • 4-3

#	Player	Total		3-Ptr		Rebounds			PF	TP	A	TO	Blk	Stl	Min
		FG-FGA	FT-FTA	FG-FGA	FT-FTA	Off	Def	Tot							
11	ROBERSON, Jeff	5-10	2-4	1-2	0	5	5	3	13	0	4	0	2	31	
03	KORNET, Luke	2-4	0-1	8-8	3	3	6	2	12	1	3	2	1	28	
01	WILLIS, Payton	2-4	1-3	4-4	1	1	2	3	9	3	3	0	0	23	
05	FISHER-DAVIS, Matthe	6-10	2-5	8-11	2	3	5	2	22	1	2	0	2	29	
13	LACHANCE, Riley	4-6	4-6	0-0	1	1	2	2	12	5	0	0	0	33	
00	JUSTICE, Camron	0-2	0-1	1-3	0	0	0	2	1	1	0	0	1	5	
02	TOYE, Joe	2-3	0-0	1-2	1	1	2	1	5	0	1	0	0	11	
12	BAPTISTE, Djery	2-2	0-0	0-0	1	2	3	2	4	0	1	1	0	11	
15	BROWN, Clevon	0-3	0-2	0-0	2	0	2	1	0	0	2	0	0	10	
24	CRESSLER, Nolan	2-2	1-1	0-0	0	5	5	1	5	1	2	0	0	19	
	Team				2	5	7								
	Totals	25-46	10-23	23-30	13	26	39	19	83	12	19	3	6	200	

FG % 1st Half: 14-23 60.9% 2nd half: 11-23 47.8% Game: 25-46 54.3%
 3FG % 1st Half: 5-11 45.5% 2nd half: 5-12 41.7% Game: 10-23 43.5%
 FT % 1st Half: 10-13 76.9% 2nd half: 13-17 76.5% Game: 23-30 76.7%

Official Basketball Box Score - Game Totals - Final Statistics
High Point vs Vanderbilt
 12/06/16 7 p.m. at Nashville, Tenn. (Memorial Gym)



High Point 63 • 4-5

#	Player	Total		3-Ptr		Rebounds			PF	TP	A	TO	Blk	Stl	Min
		FG-FGA	FG-FGA	FT-FTA	FT-FTA	Off	Def	Tot							
25	MADISON, Ricky	0-0	0-0	2-2	0 0 0	5	2	1	3	0	1	20			
33	BOWMAN JR, Miles	5-10	2-3	10-12	3 3 6	1	22	1	2	1	0	27			
02	WHITE, Austin	2-3	1-1	0-0	0 1 1	1	5	3	1	0	1	20			
03	WRIGHT, Jamal	4-4	4-4	0-0	0 4 4	3	12	1	6	0	0	30			
22	FOX, Andre	1-8	1-2	0-0	0 2 2	0	3	0	2	0	0	24			
04	WILLIAMS, Jalen	0-1	0-0	0-0	0 0 0	0	0	1	2	0	0	16			
10	THOMPSON, Tarique	2-3	1-1	0-0	0 1 1	3	5	0	1	0	1	20			
14	VARGO, Luke	1-1	1-1	0-0	0 0 0	0	3	1	0	0	0	10			
24	LINDAUER, Anthony	4-10	2-2	1-2	0 3 3	4	11	3	2	0	2	27			
34	WHITEHEAD, Jordan	0-0	0-0	0-0	0 1 1	0	0	0	0	0	0	3			
35	GOODING, Dexter	0-1	0-1	0-0	0 1 1	0	0	1	0	0	0	3			
Team				1 1 2											
Totals		19-41	12-15	13-16	4 17 21	17	63	12	19	1	5	200			

FG % 1st Half: 14-25 56.0% 2nd half: 5-16 31.3% Game: 19-41 46.3% Deadball Rebounds 1
 3FG % 1st Half: 8-9 88.9% 2nd half: 4-6 66.7% Game: 12-15 80.0%
 FT % 1st Half: 6-7 85.7% 2nd half: 7-9 77.8% Game: 13-16 81.3%

Vanderbilt 90 • 5-4

#	Player	Total		3-Ptr		Rebounds			PF	TP	A	TO	Blk	Stl	Min
		FG-FGA	FG-FGA	FT-FTA	FT-FTA	Off	Def	Tot							
05	FISHER-DAVIS, Matthe	6-10	4-8	3-4	0 3 3	0	19	3	1	1	0	29			
11	ROBERSON, Jeff	5-8	4-7	0-0	0 3 3	2	14	2	2	0	0	25			
03	KORNET, Luke	3-8	0-2	2-2	0 3 3	4	8	1	1	1	1	23			
01	WILLIS, Payton	4-5	3-4	2-2	0 2 2	2	13	4	1	1	1	23			
13	LACHANCE, Riley	4-4	4-4	2-2	0 2 2	2	14	7	1	0	2	29			
00	JUSTICE, Camron	1-1	0-0	1-1	0 1 1	0	3	0	1	0	1	6			
02	TOYE, Joe	1-5	1-2	3-4	2 3 5	1	6	1	1	0	0	18			
12	BAPTISTE, Djery	0-0	0-0	0-0	0 1 1	2	0	0	1	0	0	14			
15	BROWN, Clevon	1-2	1-2	0-0	0 0 0	2	3	0	1	1	0	11			
20	MCGLOIN, Phillip	0-0	0-0	0-0	0 0 0	0	0	0	0	0	0	0+			
24	CRESSLER, Nolan	4-7	2-3	0-0	2 2 4	1	10	5	3	0	3	22			
Team				2 0 2											
Totals		29-50	19-32	13-15	6 20 26	16	90	23	13	3	8	200			

FG % 1st Half: 16-27 59.3% 2nd half: 13-23 56.5% Game: 29-50 58.0% Deadball Rebounds 0
 3FG % 1st Half: 12-19 63.2% 2nd half: 7-13 53.8% Game: 19-32 59.4%
 FT % 1st Half: 6-6 100.0% 2nd half: 7-9 77.8% Game: 13-15 86.7%

Officials: John Hampton, Terry Moore, Nathan Bemis
 Technical fouls: High Point-None. Vanderbilt-None.
 Attendance: 8288

Score by periods	1st	2nd	Total
High Point	42	21	63
Vanderbilt	50	40	90

Points	In	Off	2nd	Fast	Bench
HPU	Paint	T/O	Chance	Break	
VU	10	11	5	0	19
VU	12	33	8	10	22

Last FG - HPU 2nd-00:58, VU 2nd-01:26.
 Largest lead - HPU by 7 1st-14:13, VU by 30 2nd-03:40.
 HPU led for 04:34, VU led for 34:14. Game was tied for 01:11.

Score tied - 0 times.
 Lead changed - 4 times.

Official Basketball Box Score - Game Totals - Final Statistics
Vanderbilt vs Middle Tennessee
 12/08/16 6:35 p.m. at Murfreesboro, Tenn.



Vanderbilt 48 • 5-5

#	Player	Total		3-Ptr		Rebounds			PF	TP	A	TO	Blk	Stl	Min
		FG-FGA	FG-FGA	FT-FTA	FT-FTA	Off	Def	Tot							
03	KORNET, Luke	3-13	0-2	2-2	2 3 5	1	8	1	1	1	0	28			
11	ROBERSON, Jeff	4-12	1-5	2-5	1 7 8	1	11	0	3	0	1	32			
01	WILLIS, Payton	0-1	0-1	2-2	0 2 2	1	2	2	1	0	0	16			
05	FISHER-DAVIS, Matthe	4-13	3-7	2-2	0 3 3	1	13	1	4	0	1	36			
13	LACHANCE, Riley	1-4	0-2	0-0	0 4 4	2	2	2	3	0	0	34			
02	TOYE, Joe	1-2	1-1	0-0	0 1 1	0	3	1	1	0	0	8			
12	BAPTISTE, Djery	0-0	0-0	0-0	0 0 0	0	0	0	0	0	0	3			
15	BROWN, Clevon	3-4	0-0	0-0	1 3 4	1	6	1	0	1	0	17			
24	CRESSLER, Nolan	1-4	0-1	1-2	0 2 2	3	3	1	0	0	1	26			
Team				1 3 4											
Totals		17-53	5-19	9-13	5 28 33	10	48	9	13	2	3	200			

FG % 1st Half: 9-28 32.1% 2nd half: 8-25 32.0% Game: 17-53 32.1% Deadball Rebounds 2
 3FG % 1st Half: 4-13 30.8% 2nd half: 1-6 16.7% Game: 5-19 26.3%
 FT % 1st Half: 1-2 50.0% 2nd half: 8-11 72.7% Game: 9-13 69.2%

Middle Tennessee 71 • 9-1

#	Player	Total		3-Ptr		Rebounds			PF	TP	A	TO	Blk	Stl	Min
		FG-FGA	FG-FGA	FT-FTA	FT-FTA	Off	Def	Tot							
22	WILLIAMS, JaCorey	6-9	0-0	1-2	0 10 10	2	13	0	1	0	1	31			
30	UPSHAW, Reggie	7-12	0-2	0-2	1 5 6	2	14	5	1	1	3	35			
00	DIXON, Tyrik	1-4	0-1	0-0	1 5 6	1	2	2	3	0	1	23			
11	SIMPSON, Edward	1-5	1-5	0-0	0 1 1	1	3	6	1	0	2	29			
20	POTTS, Giddy	10-17	4-9	3-3	1 8 9	2	27	1	0	0	3	34			
01	WALTERS, Brandon	1-4	0-0	0-0	1 1 2	1	2	1	0	1	0	10			
02	JOHNSON, Antwan	0-4	0-3	3-4	1 1 2	0	3	0	0	0	0	9			
04	HABERSHAM, Xavier	2-5	2-3	0-0	0 1 1	1	6	0	0	0	0	21			
14	MILLER, Chase	0-0	0-0	0-0	0 0 0	0	0	0	0	1	0	2			
24	COPELAND, Quavius	0-0	0-0	0-0	0 0 0	0	0	0	0	0	0	2			
25	GAMBLE, Karl	0-1	0-1	1-2	0 0 0	2	1	0	0	0	0	2			
45	FOOTE, Aldonis	0-0	0-0	0-0	0 0 0	2	0	0	0	0	0	2			
Team				2 0 2											
Totals		28-61	7-24	8-13	7 32 39	14	71	15	6	3	10	200			

FG % 1st Half: 12-29 41.4% 2nd half: 16-32 50.0% Game: 28-61 45.9% Deadball Rebounds 3,1
 3FG % 1st Half: 4-13 30.8% 2nd half: 3-11 27.3% Game: 7-24 29.2%
 FT % 1st Half: 3-6 50.0% 2nd half: 5-7 71.4% Game: 8-13 61.5%

Officials: Ray Natili, Patrick Adams, Roger Ayers
 Technical fouls: Vanderbilt-None. Middle Tennessee-None.
 Attendance: 9606

Score by periods	1st	2nd	Total
Vanderbilt	23	25	48
Middle Tennessee	31	40	71

Points	In	Off	2nd	Fast	Bench
VU	Paint	T/O	Chance	Break	
VU	22	4	6	0	12
MT	28	17	3	16	12

Last FG - VU 2nd-05:23, MT 2nd-01:52.
 Largest lead - VU by 4 1st-16:01, MT by 26 2nd-06:51.
 VU led for 04:39, MT led for 34:03. Game was tied for 01:18.

Score tied - 2 times.
 Lead changed - 3 times.

Official Basketball Box Score - Game Totals - Final Statistics
Chattanooga vs Vanderbilt
 12/17/16 7:30 p.m. at Nashville, Tenn. (Memorial Gym)



Chattanooga 74 • 8-3

#	Player	Total		3-Ptr		Rebounds			PF	TP	A	TO	Blk	Stl	Min
		FG-FGA	FG-FGA	FT-FTA	FT-FTA	Off	Def	Tot							
05	Justin Tuoyo	6-10	0-0	0-1	7 2 9	4	12	2	4	2	0	27			
23	Tre McLean	3-9	1-3	3-3	0 6 6	3	10	0	2	0	1	34			
01	Greg Pryor	4-7	1-4	3-5	0 3 3	4	12	5	1	0	0	37			
04	J. Burroughs-Cook	4-11	0-1	3-4	1 1 2	4	11	0	1	0	1	29			
24	Casey Jones	8-11	0-0	0-2	1 2 3	2	16	1	3	0	0	26			
02	Rodney Chatman	0-0	0-0	0-0	0 0 0	3	0	1	1	0	0	9			
03	Nat Dixon	1-1	0-0	0-0	0 1 1	2	2	1	0	0	0	14			
11	Makale Foreman	1-1	1-1	0-0	0 0 0	1	3	0	0	0	0	7			
21	Makinde London	2-4	0-2	4-4	0 6 6	4	8	1	1	1	1	17			
Team				2 1 3											
Totals		29-54	3-11	13-19	11 22 33	24	74	11	14	3	3	200			

FG % 1st Half: 14-31 45.2% 2nd half: 15-23 65.2% Game: 29-54 53.7% Deadball Rebounds 1
 3FG % 1st Half: 2-7 28.6% 2nd half: 1-4 25.0% Game: 3-11 27.3%
 FT % 1st Half: 8-10 80.0% 2nd half: 5-9 55.6% Game: 13-19 68.4%

Vanderbilt 76 • 6-5

#	Player	Total		3-Ptr		Rebounds			PF	TP	A	TO	Blk	Stl	Min
		FG-FGA	FG-FGA	FT-FTA	FT-FTA	Off	Def	Tot							
05	FISHER-DAVIS, Matthe	4-14	1-7	9-9	1 6 7	3	18	2	2	0	0	37			
11	ROBERSON, Jeff	4-10	1-4	2-2	2 3 5	3	11	2	1	2	0	35			
03	KORNET, Luke	5-10	3-6	5-6	0 4 4	2	18	2	2	2	35				
01	WILLIS, Payton	3-6	0-1	1-2	2 2 4	1	7	3	1	0	0	28			
13	LACHANCE, Riley	1-2	1-2	4-4	1 0 1	3	7	4	1	0	0	22			
02	TOYE, Joe	3-5	0-0	4-4	0 2 2	3	10	2	1	0	0	19			
12	BAPTISTE, Djery	2-2	0-0	0-0	1 1 2	1	4	0	1	0	0	5			
15	BROWN, Clevon	0-0	0-0	1-2	0 1 1	1	1	0	1	0	0	5			
24	CRESSLER, Nolan	0-1	0-1	0-0	0 0 0	1	0	1	1	0	0	14			
Team				1 0 1											
Totals		22-50	6-21	26-29	8 19 27	18	76	16	11	4	2	200			

FG % 1st Half: 11-28 39.3% 2nd half: 11-22 50.0% Game: 22-50 44.0% Deadball Rebounds 1
 3FG % 1st Half: 1-10 10.0% 2nd half: 5-11 45.5% Game: 6-21 28.6%
 FT % 1st Half: 11-12 91.7% 2nd half: 15-17 88.2% Game: 26-29 89.7%

Officials: Karl Hess, Chuck Jones, Rusty Phillips
 Technical fouls: Chattanooga-None. Vanderbilt-None.
 Attendance: 9376

Score by periods	1st	2nd	Total
Chattanooga	38	36	74
Vanderbilt	34	42	76

Points	In	Off	2nd	Fast	Bench
UTC	Paint	T/O	Chance	Break	
UTC	44	11	7	0	13
VU	28	7	13	0	15

Last FG - UTC 2nd-01:12, VU 2nd-00:03.
 Largest lead - UTC by 9 2nd-09:38, VU by 4 1st-11:36.
 UTC led for 26:48, VU led for 08:23. Game was tied for 0



Official Basketball Box Score -- Game Totals -- Final Statistics
Vanderbilt vs LSU
 12/29/16 8:00 PM at Baton Rouge, La. (Maravich Center)



Vanderbilt 96 • 7-6 (1-0 SEC)

#	Player	Total	3-Ptr			Rebounds			PF	TP	A	TO	Blk	Stl	Min
			FG-FGA	FG-FGA	FT-FTA	Off	Def	Tot							
03	KORNET, Luke	f 5-7	2-4	2-2	1 3 4	3 14	2 0 0	2	33						
11	ROBERSON, Jeff	f 2-8	0-3	2-3	5 6 11	2 6	6 3 1	2	37						
01	WILLIS, Payton	g 4-7	3-6	0-0	0 0 0	1 11	2 3 0	2	22						
05	FISHER-DAVIS, Matthe	g 5-13	4-9	9-12	0 4 4	2 23	0 2 0	0	29						
13	LACHANCE, Riley	g 8-13	4-7	4-5	0 1 1	1 24	5 1 0	1	36						
02	TOYE, Joe	g 3-5	2-2	0-0	0 2 2	3 8	1 0 0	1	11						
12	BAPTISTE, Djery	0-1	0-0	0-0	1 0 1	2 0	0 0 0	0	9						
24	CRESSLER, Nolan	4-4	1-1	1-2	1 2 3	1 10	2 1 0	1	23						
Team					1 2 3		1								
Totals		31-58	16-32	18-24	9 20 29	15 96	18 11 1	9	200						

FG % 1st Half: 16-32 50.0% 2nd half: 15-26 57.7% Game: 31-58 53.4% Deadball Rebounds 1
 3FG % 1st Half: 8-16 50.0% 2nd half: 8-16 50.0% Game: 16-32 50.0%
 FT % 1st Half: 5-5 100.0 2nd half: 13-19 68.4% Game: 18-24 75.0%

LSU 89 • 8-4 (0-1 SEC)

#	Player	Total	3-Ptr			Rebounds			PF	TP	A	TO	Blk	Stl	Min
			FG-FGA	FG-FGA	FT-FTA	Off	Def	Tot							
01	REATH, Duop	f 2-4	0-0	1-2	0 2 2	2 5	0 6 2	1	32						
21	EPPS, Aaron	f 1-3	0-0	1-2	1 3 4	5 3	1 3 0	0	22						
00	SAMPSON, Brandon	f 4-7	4-5	0-0	0 1 1	1 12	1 4 0	1	24						
02	BLAKENEY, Antonio	g 8-13	2-6	6-7	1 6 7	0 24	2 1 1	1	33						
04	MAYS, Skylar	g 3-4	3-3	2-2	1 1 2	1 11	4 0 0	0	18						
03	ROBINSON III, Elbert	0-0	0-0	0-0	0 0 0	1 0	0 0 0	0	4						
10	JENKINS, Branden	2-6	1-3	0-2	0 1 1	3 5	2 0 0	0	19						
11	PATTERSON, Jalyn	4-7	3-5	0-0	0 3 3	1 11	6 0 0	2	26						
20	BRIDGEWATER, Brian	2-2	0-0	0-0	1 0 1	2 4	0 0 0	0	2						
44	SIMS, Wayde	5-8	4-6	0-1	1 5 6	1 14	2 1 0	2	20						
Team					1 1 2										
Totals		31-54	17-28	10-16	6 23 29	17 89	18 15 3	7	200						

FG % 1st Half: 13-25 52.0% 2nd half: 18-29 62.1% Game: 31-54 57.4% Deadball Rebounds 3
 3FG % 1st Half: 9-13 69.2% 2nd half: 8-15 53.3% Game: 17-28 60.7%
 FT % 1st Half: 7-8 87.5% 2nd half: 3-8 37.5% Game: 10-16 62.5%

Officials: Anthony Jordan, Mike Nance, Ron Groover
 Technical fouls: Vanderbilt-None. LSU-None.
 Attendance: 7853

Score by periods	1st	2nd	Total
Vanderbilt	45	51	96
LSU	42	47	89

	In	Off	2nd	Fast	Bench
Points	Paint	T/O	Chance	Break	
VU	24	30	12	0	18
LSU	22	18	7	4	34

Last FG - VU 2nd-01:49, LSU 2nd-00:31.
 Largest lead - VU by 20 2nd-09:05, LSU by 3 1st-16:59.
 VU led for 36:06. LSU led for 02:34. Game was tied for 01:20.

Score tied - 4 times.
 Lead changed - 4 times.



Official Basketball Box Score -- Game Totals -- Final Statistics
Auburn vs Vanderbilt
 01/04/17 6 p.m. at Nashville, Tenn. (Memorial Gym)



Auburn 61 • 10-4, 0-2 SEC

#	Player	Total	3-Ptr			Rebounds			PF	TP	A	TO	Blk	Stl	Min
			FG-FGA	FG-FGA	FT-FTA	Off	Def	Tot							
03	Purifoy, Danjel	f 3-13	2-6	2-2	1 3 4	2 10	3 2 0	3	31						
50	Wiley, Austin	c 3-8	0-0	0-0	4 0 4	3 6	0 0 0	0	12						
01	Harper, Jared	g 7-15	3-6	2-2	0 1 1	1 19	2 1 0	1	32						
05	Heron, Mustapha	g 3-13	0-3	7-7	0 6 6	0 13	1 2 0	1	31						
23	Lang, TJ	g 0-3	0-2	0-0	2 3 5	3 0	0 0 1	0	17						
00	Spencer, Horace	1-1	0-0	0-0	1 1 2	2 2	0 1 1	0	14						
02	Brown, Bryce	1-3	1-3	0-0	0 0 0	2 3	0 1 0	1	12						
04	Dunans, T.J.	2-8	0-1	0-2	1 4 5	2 4	1 4 1	2	23						
12	Smith, LaRon	0-0	0-0	0-0	0 2 2	2 0	0 0 0	0	9						
24	McLemore, Anfernee	2-4	0-0	0-0	3 3 6	0 4	0 1 1	0	15						
35	Johnson, Ronnie	0-0	0-0	0-0	0 0 0	1 0	1 0 0	0	4						
Team					0 2 2										
Totals		22-68	6-21	11-13	12 25 37	18 61	8 12 4	8	200						

FG % 1st Half: 9-29 31.0% 2nd half: 13-39 33.3% Game: 22-68 32.4% Deadball Rebounds 1
 3FG % 1st Half: 2-7 28.6% 2nd half: 4-14 28.6% Game: 6-21 28.6%
 FT % 1st Half: 9-9 100.0 2nd half: 2-4 50.0% Game: 11-13 84.6%

Vanderbilt 80 • 8-6, 2-0 SEC

#	Player	Total	3-Ptr			Rebounds			PF	TP	A	TO	Blk	Stl	Min
			FG-FGA	FG-FGA	FT-FTA	Off	Def	Tot							
11	ROBERSON, Jeff	f 0-7	0-3	5-6	0 7 7	3 5	2 1 0	1	34						
03	KORNET, Luke	c 4-9	1-2	1-3	4 7 11	2 10	2 1 4	1	31						
01	WILLIS, Payton	g 3-6	1-4	0-0	1 4 5	2 7	6 3 0	1	32						
05	FISHER-DAVIS, Matthe	g 11-20	7-14	4-7	0 7 7	1 33	2 2 0	2	33						
13	LACHANCE, Riley	g 3-5	2-4	0-0	0 4 4	5 8	3 4 0	1	22						
02	TOYE, Joe	4-7	1-4	0-0	0 2 2	3 9	3 3 0	1	19						
12	BAPTISTE, Djery	0-1	0-0	0-0	1 0 1	1 0	0 0 0	0	7						
15	BROWN, Cleveon	0-0	0-0	0-0	1 0 1	0 0	0 0 1	0	8						
24	CRESSLER, Nolan	3-3	2-2	0-0	0 1 1	0 8	0 0 0	0	14						
Team					1 1 2										
Totals		28-58	14-33	10-16	8 33 41	17 80	18 14 5	7	200						

FG % 1st Half: 15-31 48.4% 2nd half: 13-27 48.1% Game: 28-58 48.3% Deadball Rebounds 3,2
 3FG % 1st Half: 8-18 44.4% 2nd half: 6-15 40.0% Game: 14-33 42.4%
 FT % 1st Half: 8-14 57.1% 2nd half: 2-2 100.0 Game: 10-16 62.5%

Officials: Antinio Petty, Karl Hess, Gerry Pollard
 Technical fouls: Auburn-None. Vanderbilt-None.
 Attendance: 9918

Score by periods	1st	2nd	Total
Auburn	29	32	61
Vanderbilt	46	34	80

	In	Off	2nd	Fast	Bench
Points	Paint	T/O	Chance	Break	
AU	32	15	10	2	13
VU	24	16	11	4	17

Last FG - AU 2nd-00:37, VU 2nd-03:57.
 Largest lead - AU None, VU by 26 2nd-03:57.
 AU led for 00:00. VU led for 39:37. Game was tied for 00:23.

Score tied - 0 times.
 Lead changed - 0 times.



2016-17 Roster

No.	Name	Pos.	Ht.	Wt.	Cl.-Yr	Hometown (Previous School)
1	Payton Willis	G	6-4	182	Fr. - 1st	Fayetteville, Ark. (Fayetteville)
2	Joe Toy	G/F	6-7	208	So. - 2nd	Chicago, Ill. (Whitney Young)
3	Luke Kornet	F	7-1	250	Sr. - 4th	Lantana, Texas (Liberty Christian)
5	Matthew Fisher-Davis	G	6-5	185	Jr. - 3rd	Charlotte, N.C. (Butler)
11	Jeff Roberson	F	6-6	224	Jr. - 3rd	Houston, Texas (The Kinkaid School)
12	Djery Baptiste	C	6-10	240	R-Fr. - 2nd	Gonaives, Haiti (Prestonwood Christian (Texas))
13	Riley LaChance	G	6-2	192	Jr. - 3rd	Brookfield, Wis. (Brookfield Central)
14	Larry Austin, Jr.	G	6-2	175	R-So. - 3rd	Springfield, Ill. (Xavier University/Lanphier)
15	Clevon Brown	F	6-8	219	Fr. - 1st	San Antonio, Texas (Churchill)
24	Nolan Cressler	G	6-4	210	R-Sr. - 5th	Pittsburgh, Pa. (Cornell/Plum)

COACHING STAFF

Head Coach..... **Bryce Drew** (Valparaiso, 1998) - 1st
 Associate Head Coach..... **Roger Powell** (Illinois, 2005) - 1st
 Assistant Coach..... **Jake Diebler** (Valparaiso, 2009) - 1st
 Assistant Coach..... **Casey Shaw** (Toledo, 1998) - 1st
 Director of Recruiting/Player Personnel.. **Omar Mance** (Rice, 2003) - 1st
 Director of Operations..... **Luke Simons** (Purdue, 2005) - 1st
 Director of Basketball Admin./Video Coord. **Matt Olinger** (Liberty, 2007) - 1st

SUPPORT STAFF

Athletic Communications Dir. **Andy Boggs** (Florida State, 1998)
 Academic Support..... **Neal Clark** (Kentucky, 1992)
 Athletic Trainer..... **Shannon Gordon** (Indiana State, 1992)
 Strength and Conditioning..... **Jeremy Anderson** (Liberty, 2011)

PRONUNCIATION GUIDE

Djery Baptiste..... **Jerry - Bap-TEEST**
 Luke Kornet **Kor-NET**
 Jeff Roberson..... **ROE-ber-son**
 Joe Toy **TOY**
 Clevon Brown..... **CLEE-von**
 Jake Diebler **DEEB-ler**

ROSTER BY CLASS

Seniors (2)

Luke Kornet..... Lantana, Texas
Nolan Cressler Pittsburgh, Pa.

Juniors (3)

Matthew Fisher-Davis Charlotte, N.C.
Riley LaChance Brookfield, Wisc.
Jeff Roberson Houston, Texas

Sophomores (2)

Larry Austin, Jr. Springfield, Ill.
Joe Toy Chicago, Ill.

Freshman (3)

Djery Baptiste..... Gonaives, Haiti
Clevon Brown..... San Antonio, Texas
Payton Willis Fayetteville, Ark.



MEMORIAL MAGIC - THE HOME TO VANDERBILT HOOPS SINCE 1952

HISTORIC MEMORIAL GYMNASIUM IN 65TH SEASON

Storied Memorial Gymnasium is in its 65th season as the host venue of Vanderbilt basketball. The SEC's most historic hoops setting has played host to more than 950 men's contests as well as the 1984 and 1991 SEC Tournaments and 40 men's and women's NCAA Tournament contests (since the early 1980s).

As the oldest gymnasium in the SEC, Memorial Gymnasium is renowned for its end zone benches, raised floor and unique atmosphere. It was dedicated in 1952 as a memorial to all Vanderbilt men and women who served in World War II. It was built by the late master architect Edwin Keeble, who was commissioned to build a combination gymnasium/concert hall.

.782	All-time winning percentage at Memorial Gym (778-216).
.896	Winning percentage against non-conference opponents since 1990 (207-24).
6	Undefeated seasons at home.

Winningest Coaches at Memorial Gymnasium

Coach	Yrs	Record
1. Kevin Stallings (2000-16)	17	226-65
2. Roy Skinner (1959, 1962-76)	16	181-41
3. Bob Polk (1948-58, 1960-61)	8	96-15
4. C.M. Newton (1982-89)	8	91-37
5. Jan van Breda Kolff (1994-99)	6	75-20
6. Eddie Fogler (1990-93)	4	54-12

Coach Drew at Memorial Gymnasium

Coach	Yr	Record
Bryce Drew	2016-17	6-1

ANNUAL ATTENDANCE FIGURES

Year	All Games	Attendance	Average	NCAA Rank	SEC Games	SEC Attendance	Average
2016-17	7	61,591	8,799	-	1	9,918	9,918
2015-16	16	178,167	11,135	36	9	107,318	11,924
2014-15	19	168,377	8,862	51	9	88,830	9,870
2013-14	16	152,539	9,534	45	9	92,455	10,273
2012-13	15	159,557	10,637	36	9	100,986	11,221
2011-12	18	246,561	13,698	18	8	112,368	14,046
2010-11	17	234,632	13,802	18	8	114,346	14,293
2009-10	16	217,965	13,623	21	8	113,539	14,192
2008-09	17	225,686	13,276	25	8	112,833	14,104
2007-08	19	254,954	13,418	22	8	113,713	14,214
2006-07	17	204,511	12,030	31	8	109,043	13,630
2005-06	16	195,159	12,197	24	8	108,258	13,532
2004-05 [^]	19	191,678	10,088	43	8	105,357	13,170
2003-04	17	192,301	11,312	33	8	106,990	13,374
2002-03	16	153,123	9,570	46	8	96,906	12,113
2001-02	17	150,325	8,843	50	8	93,873	11,734
2000-01	19	186,468	9,814	45	8	102,055	12,757
1999-00*	18	197,770	10,987	30	8	106,741	13,343
1998-99	16	192,538	12,034	26	8	106,128	13,266
1997-98	16	213,974	13,373	21	8	117,819	14,727
1996-97	16	207,771	12,986	25	8	120,214	15,027
1995-96	18	226,354	12,575	28	8	112,996	14,125
1994-95	13	183,042	14,080	17	8	118,932	14,867
1993-94	16	223,997	14,000	15	8	121,345	15,168
1992-93	14	212,156	15,154	11	8	122,536	15,317
1991-92	17	210,585	12,387	29	8	115,104	14,388
1990-91	16	214,638	13,415	19	9	133,482	14,831
1989-90	19	259,992	13,684	18	9	136,136	15,126
1988-89	15	224,657	14,977	13	9	137,212	15,246
1987-88	16	223,747	13,984	14	9	138,393	15,377
1986-87	17	226,343	13,314	14	9	130,854	14,539
1985-86	15	200,806	13,387	14	9	128,059	14,229
1984-85	16	194,390	12,149	17	9	122,514	13,613
1983-84	18	249,292	13,850	10	9	135,546	15,050
1982-83	17	237,584	13,976	9	9	135,418	15,046
1981-82	14	202,225	14,445	9	9	131,699	14,633
1980-81	15	227,478	15,165	9	9	136,436	15,160
1979-80	15	228,029	15,202	5	9	138,754	15,417
1978-79	14	215,330	15,380	5	9	139,930	15,547
1977-78	14	207,375	14,813	5	9	134,232	14,915
1976-77	15	211,966	14,131	4	9	149,108	16,568
1975-76	13	180,901	13,915	-	9	135,375	15,042
1974-75	12	178,527	14,877	-	9	134,304	14,923
1973-74	12	182,728	15,227	-	9	140,252	15,584
1972-73	12	173,567	14,464	-	9	131,193	14,577
1971-72	12	156,778	13,065	-	9	120,172	13,352
1970-71	12	170,634	14,220	-	9	130,260	14,473
1969-70	12	176,763	14,730	-	9	135,745	14,861
1968-69	12	126,896	10,575	-	9	95,300	10,589
1967-68	12	129,722	10,810	-	9	96,274	10,697
1966-67	12	105,492	8,791	-	9	79,173	8,797
1965-66	12	106,022	8,835	-	9	62,368	8,910
1964-65	12	98,821	8,235	-	9	65,712	8,214
1963-64	12	84,827	7,069	-	6	35,684	5,947
1962-63	12	75,261	6,272	-	6	46,183	6,598
1961-62	13	73,640	5,665	-	8	47,357	5,920
1960-61	13	74,187	5,707	-	7	45,549	6,507
1959-60	14	76,199	5,443	-	8	46,064	5,758

[^] First year capacity increased from 14,168 to 14,316; * First year capacity decreased from 15,311 to 14,168



**VANDERBILT BASKETBALL
QUICK HITTERS**

- This is the 114th year of Vanderbilt basketball, with the first season taking place in 1900-01. There were no teams in 1904-05 and 1905-06.
- The Commodores have been named to 14 NCAA Tournaments and 12 NIT's. Vanderbilt advanced to the Elite 8 in 1965 (field of 23), and the Sweet 16 in 1988, 1993, 2004, and 2007. The Commodores captured the NIT Championship in 1990 and finished runner-up in 1994.
- The Commodores are a charter member of the SEC, with the 2016-17 season being the 84th year in the conference.
- Vanderbilt is the only private institution in the SEC with the lowest enrollment of any of the 14 schools (6,738).
- Vanderbilt's Perry Wallace became the first African-American scholarship basketball player in the SEC when he took the court in 1967.
- The Commodores have 44 career 1,000-point scorers, with Shan Foster (2004-08) the all-time leading scorer with 2,011 career points.
- Vanderbilt has had 12 All-Americans since 1950. They are: Billy Joe Adcock (1950), Clyde Lee (1965), Tom Hagan (1969), Jan van Breda Kolff (1974), Will Perdue (1988), Billy McCaffrey (1993), Dan Langhi (2000), Matt Freije (2004), Derrick Byars (2007), Shan Foster (2008), and John Jenkins (2011).
- Vanderbilt had two players selected in the 2016 NBA Draft - Wade Baldwin IV, Memphis, 17th pick and Damian Jones, Golden State 30th pick - one of only three schools with two or more players drafted in the first round. In all, 37 Vanderbilt players have been selected in the NBA Draft since 1950.
- The Commodores had three players drafted in the first 31 picks of the 2012 NBA Draft - John Jenkins, Atlanta, 23rd pick, Festus Ezeli, Golden State, 30th pick, Jeffery Taylor, Charlotte, 31st pick - the most by the Commodores in one draft.
- The Commodores ended a 61-year SEC Tournament drought in 2012 by claiming the tournament championship in New Orleans, the team's first SEC tournament championship since 1951.
- Kevin Stallings is the winningest coach in Vanderbilt history with 322 total victories (17 years, 322-220).
- All three of the university's top all-time scorers played for Kevin Stallings (Foster, Jeffery Taylor, Matt Freije). John Jenkins, who is 10th on the list, also played for him.
- Vanderbilt's intercollegiate athletics teams are nicknamed the Commodores, in honor of the nickname given to founder Cornelius Vanderbilt, who made his fortune in shipping. Vanderbilt donated \$1 million to begin "Central University" in 1875 - the campus was later renamed for Cornelius because of his generosity. Cornelius never stepped foot on the campus that bears his namesake.

SEC STANDINGS

2016-17 SEC STANDINGS (1/5)

	SEC	Pct.	All	Pct.
Alabama	1-0	1.000	8-5	.615
Florida	2-0	1.000	11-3	.786
Kentucky	2-0	1.000	12-2	.857
South Carolina	1-0	1.000	11-3	.786
Vanderbilt	2-0	1.000	8-6	.571
Arkansas	1-1	.500	12-2	.857
Georgia	1-1	.500	9-5	.643
LSU	1-1	.500	9-4	.692
Tennessee	1-1	.500	8-6	.571
Auburn	0-2	.000	10-4	.714
Ole Miss	0-2	.000	9-5	.643
Miss. State	0-1	.000	9-4	.692
Missouri	0-1	.000	5-8	.385
Texas A&M	0-2	.000	8-5	.615

SEC STATS

VU TEAM SEC RANKINGS (1/5)

Category	SEC	All
Scoring	3rd (88.0)	10th (73.4)
Scoring Defense	7th (75.0)	8th (69.4)
Scoring Margin	2nd (+13.0)	11th (+4.1)
FT%	T-8th (.700)	1st (.777)
FG%	3rd (.509)	10th (.437)
FG% Defense	6th (.434)	13th (.433)
3FG%	3rd (.462)	1st (.404)
3FG% Defense	14th (.469)	13th (.372)
3FG Made	1st (15.0)	1st (10.2)
Rebound Margin	5th (+2.0)	8th (+3.2)
Blocks	T-12th (3.0)	13th (3.9)
Assists	2nd (18.0)	5th (14.8)
Steals	T-3rd (8.0)	14th (4.4)
Turnover Margin	6th (+1.0)	13th (-1.9)
Assist/TO Ratio	3rd (1.4)	4th (1.1)

VU INDIVIDUAL SEC RANKINGS (1/5)

Player	SEC	Total
Matthew Fisher-Davis	SEC	Total
Scoring	2nd (28.0)	5th (17.6)
3FG%	NA	4th (.425)
3FG Made	1st (5.5)	2nd (3.1)
Luke Kornet	SEC	Total
FT%	NA	9th (.836)
Blocks	T-9th (2.0)	T-7th (2.0)
Off. Rebounding	T-10th (2.5)	NA
Riley LaChance	SEC	Total
Assists	T-9th (4.0)	8th (4.3)
3FG%	7th (.545)	1st (.588)
3FG Made	T-4th (3.0)	8th (2.1)
A/TO Ratio	NA	1st (2.9)
Minutes Played	NA	9th (30.6)
Jeff Roberson	SEC	Total
Rebounding	T-4th (9.0)	5th (7.6)
Assists	T-9th (4.0)	NA
Def. Rebounding	8th (6.5)	3rd (5.7)
Minutes Played	2nd (35.5)	5th (31.8)
Payton Willis	SEC	Total
Assists	T-9th (4.0)	NA
3FG Made	T-8th (2.0)	NA

THE LAST TIME...

VANDERBILT INDIVIDUALS

Scoring:

Scored 25 points – Matthew Fisher-Davis (25), at Dayton, 12/21/2016

Scored 30 points – Jeffery Taylor (33), vs. Auburn, 1/4/2017

Scored 35 points – Billy McCaffrey (35), vs. Georgia, 2/24/1993

Scored 40 points – Shan Foster (42) vs. Mississippi State, 3/5/2008

Two Players Had 20 Points – Matthew Fisher-Davis (20), Damian Jones (20) at Miss. State, 2/16/2016

Three Players Had 20 Points – Derrick Byars (28), Shan Foster (21) and Ross Neltner (20) vs. Toledo, 12/2/2006

Scored 20 Points in Two Straight Games – Matthew Fisher-Davis at LSU (23) 12/29/16, vs. Auburn (33), 1/4/2017

Scored 20 Points in Three Straight Games – Matthew Fisher-Davis at Dayton (25), 12/21/16, at LSU (23) 12/29/16, vs. Auburn (33), 1/4/2017

Scored 20 Points in Four Straight Games – John Jenkins vs. Monmouth (25), 11/25/11, vs. Xavier (20), 11/28/11, at Louisville (27), 12/2/2011, at Davidson (22), 12/7/2011

Scored 20 Points in Five Straight Games – Shan Foster vs. Georgia (29), 2/23/2008; vs. Tennessee (32), 2/26/2008; at Arkansas (22), 3/1/2008; vs. Mississippi State (42), 3/5/2008; at Alabama (21), 3/8/2008

Scored 20 Points in Six Straight Games – Shan Foster vs. Georgia (29), 2/23/2008; vs. Tennessee (32), 2/26/2008; at Arkansas (22), 3/1/2008; vs. Mississippi State (42), 3/5/2008; at Alabama (21), 3/8/2008; vs. Auburn (26), 3/13/2008

Five Players Scored in Double Figures – Matthew Fisher-Davis (19), Jeff Roberson (14), Riley LaChance (14), Payton Willis (13), Nolan Cressler (10) vs. High Point, 12/6/2016

Seven Players Scored in Double Figures – Damian Jones (10), Wade Baldwin IV (20), Riley LaChance (10), Nolan Cressler (14), Joe Toye (10), Matthew Fisher-Davis (12), Josh Henderson (11), vs. Detroit (12/2/15)

Four Players with 15 or more points – Jeffery Taylor (20), John Jenkins (17), Brad Tinsley (16), Lance Goulbourne (16), Festus Ezeli (15) at LSU, 2/26/2011

Double-Doubles:

Double-Double – Luke Kornet (10 points, 11 rebounds) vs. Auburn, 1/4/17

20-10 game – Damian Jones (20 points, 10 rebounds) at Miss. State, 2/16/2016

30-10 game – A.J. Ogilvy (33 points, 10 rebounds) vs. Oregon, 11/11/2011

Back-to-back 20-10 games – Matt Freije vs. South Carolina (26 points, 11 rebounds)

1/28/04; vs. Kentucky (20 points, 11 rebounds) 1/31/04

Double-Double in Points and Rebounds – Luke Kornet (10 points, 11 rebounds) vs. Auburn, 1/4/17

Double-Double in Points and Assists – Wade Baldwin IV (15 points, 10 assists) vs. Western Michigan, 12/30/2015

Double-Double in Points and Blocks – Luke Kornet (11 points, 10 blocks) vs. Auburn (1/12/2016)

Double-Double in Points and Steals – Never

Double-Double in Two Consecutive games – Damian Jones at Miss. State, 2/16/16 (20 points, 10 rebounds); vs. Georgia, 2/20/16 (15 points, 16 rebounds)

Double-Double in three consecutive games – Dan Langhi vs. Notre Dame (33 points, 10 rebounds) 11/21/1998; vs. Morehead State (18 points, 10 rebounds) 11/24/1998; vs. Ohio State (14 points, 17 rebounds) 11/28/1998

Two players record double-double – Damian Jones (24 points, 12 rebounds), Luke Kornet (10 points, 10 rebounds) vs. Trevecca, 11/16/2014

Triple-Doubles:

Triple-Double – Luke Kornet (11 points, 11 rebounds, 10 blocks) vs. Auburn, 1/12/16; Brad Tinsley (11 points, 10 rebounds, 10 assists) vs. Presbyterian, 11/12/2010

Field Goals:

Made 10 FG in a game – Damian Jones (10) at Saint Mary's, 3/18/2015

Made 11 FG in a game – Matthew Fisher-Davis (11) vs. Auburn, 1/4/2017

Made 12 FG in a game – Damian Jones (12) at Florida, 2/23/2016

Made 16 FG in a game – Shan Foster (16) vs. Mississippi State, 3/5/2008

Attempted 15 FG in a game – Wade Baldwin IV (15) vs. Kentucky, 2/27/16

Attempted 16 FG in a game – Damian Jones (16) at Miss. State, 2/16/2016

Attempted 17 FG in a game – Luke Kornet (17) at Ole Miss, 2/6/16

Attempted 18 FG in a game – Matthew Fisher-Davis (18) at Dayton, 12/21/2016

Attempted 19 FG in a game – Rod Odom (19) vs. Missouri, 1/16/14

Attempted 20 FG in a game – Matthew Fisher-Davis (20), vs. Auburn, 1/4/2017

Three-Pointers:

Made 5 3-pointers in a game – Matthew Fisher-Davis (5), at Dayton, 12/21/2016

Made 6 3-pointers in a game – Matthew Fisher-Davis (6) at Miss. State, 2/16/2016

Made 7 3-pointers in a game – Matthew Fisher-Davis (7) vs. Auburn, 1/4/2017

Made 8 3-pointers in a game – Shan Foster (8) vs. UMass, 1/5/2008

Made 9 3-pointers in a game – Shan Foster (9) vs. Mississippi State, 3/5/2008

Attempted 10 3-pointers in a game – Matthew Fisher-Davis (14) vs. Auburn, 1/4/2017

Attempted 15 3-pointers in a game – John Jenkins (16) vs. Oregon, 11/11/2011

Free Throws:

Made 10 FT in a game – Wade Baldwin IV (10), vs. Dayton, 12/9/15

Made 12 FT in a game – Luke Kornet (12) vs. Belmont, 11/15/16

Made 13 FT in a game – A.J. Ogilvy (13) vs. DePaul, 12/5/2009

Made 18 FT in a game – Matt Freije (18) vs. Indiana, 11/24/2003

Attempted 12 FT in a game – Wade Baldwin IV (13) at Tennessee, 1/20/16

Attempted 14 FT in a game – Wade Baldwin IV (14) vs. Florida, 1/26/2016

Attempted 15 FT in a game – Luke Kornet (16) vs. Belmont, 11/15/16

Rebounds:

10 Rebounds in a game – Luke Kornet (11), vs. Auburn, 1/4/17

15 Rebounds in a game – Jeff Roberson (16) vs. Minnesota, 12/3/16

10+ Rebounds in Three Consecutive Games – Lance Goulbourne (16) vs. Ole Miss, 1/19/2011; (10) vs. St. Mary's, 1/22/2011; (12) at Miss. State, 1/27/2011

Assists:

8 Assists – Payton Willis (8) vs. Santa Clara, 11/25/2016

9 Assists – Wade Baldwin IV (9) at Miss. State, 2/16/2016

10 Assists – Wade Baldwin IV (10) vs. Auburn, 1/12/16

11 Assists – Mario Moore (13) vs. Arkansas, 2/19/2005

12 Assists – Mario Moore (13) vs. Arkansas, 2/19/2005

13 Assists – Mario Moore (13) vs. Arkansas, 2/19/2005

14 Assists – Billy McCaffrey (14) vs. Kentucky, 1/13/1993

5+ Assists in Four Consecutive Games – Wade Baldwin IV (8) vs. Texas A&M, 2/4/16; (9) at Ole Miss, 2/6/16; (7) vs. Missouri, 2/10/16; (7) at Auburn, 2/13/16; (9) at Miss. St., 2/16/16; (7) vs. Georgia, 2/20/16

8+ Assists in Two Consecutive Games – Atiba Prater (9) at Georgia, 2/2/2000; (9) vs. Boston College, 2/6/2000

Blocks:

4 Blocked Shots – Luke Kornet (4) vs. Auburn, 1/4/2017

5 Blocked Shots – Luke Kornet (5) vs. Tennessee, 3/10/2016

6 Blocked Shots – Luke Kornet (6) at Texas A&M, 3/5/2016

7 Blocked Shots – Damian Jones (7) at S. Carolina, 2/13/14

10 Blocked Shots – Luke Kornet (10) vs. Auburn, 1/12/16

Steals:

4 Steals – Riley LaChance (4) at Saint Mary's, 3/18/15

5 Steals – Riley LaChance (5) vs. Penn, 12/22/2014

6 Steals – Dan Cage (6) vs. Furman, 11/28/2006

7 Steals – James Strong (8) vs. Morehead State, 11/24/1998

8 Steals – James Strong (8) vs. Morehead State, 11/24/1998

Minutes:

Played every minute – Rod Odom vs. Florida, 2/25/14

Played over 40 minutes – Matthew Fisher-Davis (41), Riley LaChance (40) at Arkansas, 1/5/2016

All 5 starters played 40 minutes – Steve Tchiengang (40), Brad Tinsley (40), Lance Goulbourne (41), Jeffery Taylor (41), and John Jenkins (41), at Louisville, 12/2/2011

Fouls:

Technical Foul – Team, vs. Butler, 11/24/2016

Fouled Out – Riley LaChance, vs. Auburn, 1/4/2017

Two Players Fouled Out – Damian Jones, Jeff Roberson at Ole Miss, 2/6/2016

Three Players Fouled Out – Damian Jones, Jeff Roberson, Wade Baldwin IV at Ole Miss, 2/6/2016

TEAM

Started the game with Opponent Technical Foul – Furman bench, 12/22/2008

Scored 95 or more points – 102 vs. Detroit, 12/2/15 (W, 102-52)

Scored 100 or more points – 102 vs. Detroit, 12/2/2015 (W, 102-52)

Scored 100 or more points (SEC game) – 102 at Ole Miss, 2/16/2012 (W, 102-76)

Scored 110 or more points – 113 vs. Alabama A&M 12/30/1998 (W, 113-71)

Scored 110 or more points (SEC game) – 111 vs. Alabama 2/21/1972 (W, 111-91)

Scored 120 or more points – 130 vs. Ole Miss 12/22/1970 (W, 130-112)

Scored 120 or more points (SEC game) – 130 vs. Ole Miss 12/22/1970 (W, 130-112)

Scored 130 or more points – 130 vs. Ole Miss 12/22/1970 (W, 130-112)

Scored Less than 50 points – 48 at Middle Tennessee (L, 48-71), 12/8/2016

Scored Less than 40 points – 38 at Tennessee (L, 76-38), 3/1/2014

Scored 20 or less points in half – 18 (1st half), 20 (2nd half) at Tennessee, 3/1/14, (L, 76-38)

Scored 90+ points in three consecutive games – 95 vs. Bradley, 11/24/2007 (W, 95-86); 91 vs. South Alabama, 11/29/2007 (W, 91-88); vs. Georgia Tech, 12/1/2007 (W, 92-79)

Allowed 90 or more points – 95, vs. Marquette, 11/11/2016 (L, 95-71)

Allowed 100 or more points – 106, Kentucky, 3/5/2003 (L, 44-106)

Allowed Less than 50 points – 41, vs. Austin Peay, 11/13/2015 (W, 80-41)

Allowed 40 or Less points – 31, at Mississippi State, 2/23/2013 (W, 72-31)

Shot 60% or better – .609 vs. Tenn. St., 11/23/14 (W, 78-46)

Shot 60% or better from three – .643 vs. Purdue, 12/13/14 (W, 81-71)

THE LAST TIME...

Shot over 67% FG – .679 vs. TSU, 12/19/2009 (W, 84-71)
Shot 50% or better – .580 vs. High Point, 12/6/2016
Shot lower than 30% – .224 at Florida 3/1/2014 (L, 76-38)
Allowed 60% shooting – .612 at Florida, 2/21/2009 (L, 68-82)
Scored 100 points in two consecutive games – 111 vs. North Alabama 12/20/1980 (W, 111-79) and 111 vs. Memphis 12/23/1980 (W, 111-96)
Scored 100 points in three consecutive games – Never
Scored 100 points in Consecutive SEC games – 104 vs. LSU 2/19/1972 (W, 104-83) and 111 vs. Alabama 2/21/1972 (W, 111-91)
Won game by 70 points or more – 71 vs. Union (Tenn.) (W, 95-24), 1911-12
Won game by 60 points or more – 71 vs. Union (Tenn.) (W, 95-24), 1911-12
Won game by 50 points or more – 50 vs. Detroit (W, 102-52) 12/2/2015
Lost by 25 or More Points – at Tennessee, 3/1/2014 (L, 76-38)
Game decided by one point – at Miss. State, 2/16/2016 (L, 75-74)
Two consecutive games decided by one point – at South Carolina (L, 70-71) 1/7/1998 and Tennessee (W, 80-79) 1/10/1998
Three consecutive games decided by one point – Never
Shot 90% or Better from Free Throw Line (min. 10 att.) – 94.4% vs. Georgia (17-18) 2/27/2013
Shot less than 50% from Free Throw Line – 46.9% vs. Morgan State (15-32) 11/23/13
Shot less than 20% from 3PT – .158 (3-19) vs. Wichita State 3/15/16 (L, 70-50)
Attempted 30 FT – 30 (23-30) vs. Tenn. St., 11/29/2016
Attempted 35 FT – 39 (29-39) at Tennessee, 1/20/2016
Attempted 40 FT – 42 (29-42) vs. Florida, 2/3/2015
Attempted five or less FT – 3 vs. Chaminate, 11/24/2009
Made 30 FT – 38, vs. Western Carolina, 12/16/14
Made 15 3FG – 16 vs. LSU, 12/29/2016
Won an Overtime Game – vs. Stony Brook 11/19/15 (W, 79-72)
Lost an Overtime Game – at Arkansas, 1/5/2016 (L, 85-90)
Played Two Overtimes – vs. Yale 1/3/15 (W, 79-74)
Played Three Overtimes – at Ole Miss 2/17/1982 (L, 51-48)
Played Four Overtimes – at Ole Miss 2/17/1982 (L, 51-48)
Played consecutive games that went to overtime – vs. Xavier 11/28/2011 (L, 82-70) and at Louisville, 12/2/2011 (L, 62-60)
Had 20 Turnovers – 26 at Arkansas, 1/5/2016
Had fewer than 10 Turnovers in two straight games – at Florida (9) 3/6/2013, vs. South Carolina (9) 3/9/2013
Had 10 Blocks – 10, vs. Auburn, 1/12/2016

OPPONENT - INDIVIDUALS

Scoring:
Scored 25 points – Giddy Potts (27) at Middle Tennessee, 12/8/16

Scored 30 points – Jamal Murray (33) vs. Kentucky, 2/27/16
Scored 35 points – Jared Brownridge (36), Santa Clara, 11/25/2016
Scored 40 points – Morris Almond (44), Rice, 1/3/2007
Two Players Had 20 Points – Anthlon Bell (26), Moses Kingsley (25) at Arkansas, 1/5/16
Five Players Scored in Double Figures Justin Tuoyo (12), Tre' McLean (10), Greg Pryor (12), J. Burroughs-Cook (11), Casey Jones (16) vs. Chattanooga, 12/17/16
Six Players Scored in Double Figures – Bam Doyno (22), Dwayne Curtis (12), Todd Abernethy (11), Clarence Sanders (11), Polynice (10) and Williams (10), vs. Ole Miss, 1/27/2007
Four Players with 15 or more points – Erik Daniels (20), Marquis Estill (17), Kelenna Azubuike (16) and Gerald Fitch (15) vs. Kentucky, 3/5/2003

Double-Doubles:

Double-Double – Ryan Mikesell (12 points, 11 rebounds) at Dayton, 12/21/2016
Triple-Double – Sam Muldrow (16 points, 14 rebounds and 10 blocks) at South Carolina, 1/8/2010
20-10 game – Ryan Rosburg (24 points, 11 rebounds), vs. Missouri, 2/10/2016
30-10 game – Ben Simmons (36 points, 14 rebounds), LSU, 1/2/2016

Double-Double in Points and Rebounds – Ryan Mikesell (12 points, 11 rebounds) at Dayton, 12/21/2016
Double-Double in Points and Assists – Nick Calathes (15 points, 10 assists) at Florida, 1/27/2008
Two players record double-doubles – Prince Ibeh (13 points, 11 rebounds), Kerwin Roach, Jr. (15 points, 11 rebounds), at Texas, 1/30/2016

Field Goals:

Made 10 FG in a game – Giddy Potts (10) at Middle Tennessee, 12/8/16
Made 11 FG in a game – Jordan Mickey, vs. LSU (12), 1/24/15
Made 12 FG in a game – Jamal Murray, vs. Kentucky (12), 2/27/16
Made 13 FG in a game – Bobby Portis, at Arkansas (13), 1/10/15
Attempted 15 FG in a game – Jared Harper (15), Auburn, 1/4/2017
Attempted 16 FG in a game – Armani Moore (16), Tennessee, 3/1/2016
Attempted 17 FG in a game – Giddy Potts (17) at Middle Tennessee, 12/8/16
Attempted 18 FG in a game – Detrick Mostella (18), vs. Tennessee, 3/10/2016
Attempted 19 FG in a game – Tarean Prince (19) at Baylor, 12/6/2015
Attempted 20 FG in a game – Jamal Murray, vs. Kentucky (20), 2/27/16
Attempted 25 FG in a game – Stefan Moody (25) at Ole Miss, 2/6/16

Three-Pointers:

Made 5 3-pointers in a game – Kenny Gaines (5) vs. Georgia, 1/14/2015
Made 6 3-pointers in a game – Jamal Murray, vs. Kentucky (6), 2/27/16

Made 7 3-pointers in a game – Chandler Parsons (7) vs. Florida, 1/25/2009
Made 8 3-pointers in a game – Brian Sullivan (8) vs. Miami (OH), 1/2/2012
Attempted 10 3-pointers in a game – Taylor Barnette, vs. Belmont, 11/15/16

Free Throws:

Made 8 FT in a game – Q. Weatherspoon (8) at Miss. State, 2/16/2016
Made 9 FT in a game – Dusty Hannahs (9) at Arkansas, 1/5/16
Made 10 FT in a game – Miles Bowman, Jr. (10) vs. High Point, 12/6/2016
Made 16 FT in a game – Ben Simmons (16), LSU, 1/2/2016
Made 17 FT in a game – Morris Almond (17) at Rice, 1/3/2007

Attempted 10 FT in a game – Charles Cooke (10) at Dayton, 12/21/2016
Attempted 13 FT in a game – Jared Brownridge (13) vs. Santa Clara, 11/25/16
Attempted 14 FT in a game – Johnny O'Bryant III, (14) at LSU, 1/18/14
Attempted 15 FT in a game – Ben Simmons (19), LSU, 1/2/2016

Rebounds:

10 Rebounds in a game – Ryan Mikesell (11) at Dayton, 12/21/2016
15 Rebounds in a game – Cinmeon Bowers (15) at Auburn, 2/13/2016
18 Rebounds in a game – Daniel Northern (18) vs. Tennessee Tech, 12/20/2008
19 Rebounds in a game – Omar Samhan (19) at St. Mary's, 11/20/2009
20 Rebounds in a game – Roy Rogers (20) at Alabama, 1/3/1996

Assists

8 Assists – Alex Caruso (8) at Texas A&M, 3/5/16
9 Assists – John Wall (9) at Kentucky, 1/30/2010
10 Assists – Alex Caruso (10) at Texas A&M, 1/31/2015
11 Assists – Dee Bost (11) vs. Mississippi State, 3/11/2011
12 Assists – G.G. Smith (12) vs. Georgia, 2/3/1999

Blocks:

4 Blocked Shots – Jameel Warner (4), vs. Stony Brook, 11/19/15
5 Blocked Shots – Karl-Anthony Towns, (7), at Kentucky, 1/20/15
6 Blocked Shots – Reggie Lynch, (6), vs. Minnesota, 12/3/16
7 Blocked Shots – A.J. Hammons, (7), at Purdue, 12/22/15
8 Blocked Shots – Jarvis Varnado (9) vs. Mississippi State, 2/3/2010
10 Blocked Shots – Sam Muldrow (10) at South Carolina, 1/8/2011

Steals:

5 Steals – Devon Baukman (5) vs. Tennessee, 3/10/2016
6 Steals – Jajuan Johnson (6) vs. Marquette, 11/11/2016
7 Steals – Aaron Lucas (7) at South Carolina, 1/19/2002

8 Steals – Steve Wojochowski (8) at Duke, 11/22/1996
Two players with 3 steals – Bobby Portis (4), Rashad Madden (3) at Arkansas, 1/10/15

Minutes:

Played every minute – Kadeem Jack, Myles Mack vs. Rutgers, 11/28/14
Played over 40 minutes – Carson Puriefoy (44), vs. Stony Brook, 11/19/15

Fouls:

Technical Foul – Jordan Reed, vs. Tenn. St., 11/29/2016
Fouled Out – Tahjere McCall, vs. Tenn. St., 11/29/201
Three Players Fouled Out – Donte' Williams, Nemanja Djuristic, John Florveus vs. Georgia, 1/14/2012

OPPONENT - TEAM

Scored 90 or more points at Memorial Gym – 90 vs. LSU, 1/2/16 (LSU 90, Vanderbilt 85)
Scored 100 or more points – 106 at Kentucky 3/5/2003 (L, 44-106)
Scored 110 or more points – 120 vs. Kentucky 2/7/1996 (L, 81-120)
Scored 120 or more points – 120 vs. Kentucky 2/7/1996 (L, 81-120)
Scored 130 or more points – Never
Scored Less than 50 points – 41 vs. Austin Peay, 11/13/15 (W, 80-41)
Scored Less than 40 points – 31 at Mississippi State, 2/23/2013 (W, 72-31)
Shot 50% or Better – .537 vs. Chattanooga, 12/17/2016 (W, 76-74)
Shot 60% or Better – .612 at Florida (UF 82, VU 68), 2/21/2009
Shot 60% or Better from 3PT – .800 (12-15), vs. High Point, 12/6/2016
Shot less than 30% FG – .290 (18-62), at Auburn, 2/13/2016 (W, 86-57)
Shot less than 15% from 3PT – .111 (2-18), vs. W. Michigan, 12/30/15 (W, 86-61)
Held Opponent Without a 3-Pointer – vs. Nebraska, 11/18/10 (W, 59-49)
Shot 90% or Better from Free Throw Line – .913, at Georgia (23-25), 1/27/2015
Shot less than 50% from Free Throw Line – .467, vs. Minnesota, 12/3/2016 (L, 52-56)
Attempted 30 FT – 36 vs. Butler, 11/24/2016
Attempted 40 FT – 42 at Mississippi State, 2/12/2007
Attempted 45 or More FT – 49 at South Carolina, 1/28/2009
Attempted five or less FT – 1 vs. Miami (OH), 1/2/2012
Made 20 FT – 25, vs. Butler, 11/24/2016
Made 30 FT – 32, at South Carolina, 1/28/2009
Made 0 FT – Georgia, 1/14/2009
Made 12 3PT – 12, vs. High Point, 12/6/2016
Made 15 3PT – 15, vs. Florida, 1/25/2009
Attempted 30 or more 3PT – 41 vs. Belmont, 11/15/16
Had 20 Turnovers – 20 vs. MTSU, 12/21/2012



DJERY BAPTISTE

12

R-Freshman, Center
6'10" 240 lbs.
Gonaives, Haiti
Prestonwood Christian HS

SEASON HIGHS

Points: 8, vs. Belmont (11/15/16)
FG Made: 3, vs. Belmont (11/15/16)
FG Atts: 5, 2x, last vs. Bucknell (11/21/16)
3FG Made:
3FG Atts:
FT Made: 3, vs. Norfolk St. (11/18/16)
FT Atts: 6, vs. Norfolk St. (11/18/16)
Rebounds: 7, vs. Norfolk St. (11/18/16)
Assists: 1, at Dayton (12/21/16)
Turnovers: 2, 3x, last vs. Butler (11/24/16)
Blocks: 3, vs. Norfolk St. (11/18/16)
Steals: 1, 2x, last vs. Norfolk St. (11/18/16)
Minutes: 18, vs. Norfolk St. (11/18/16)

CAREER HIGHS

Points: 8, vs. Belmont (11/15/16)
FG Made: 3, vs. Belmont (11/15/16)
FG Atts: 5, 2x, last vs. Bucknell (11/21/16)
3FG Made:
3FG Atts:
FT Made: 3, vs. Norfolk St. (11/18/16)
FT Atts: 6, vs. Norfolk St. (11/18/16)
Rebounds: 7, vs. Norfolk St. (11/18/16)
Assists: 1, at Dayton (12/21/16)
Turnovers: 2, 3x, last vs. Butler (11/24/16)
Blocks: 3, vs. Norfolk St. (11/18/16)
Steals: 1, 2x, last vs. Norfolk St. (11/18/16)
Minutes: 18, vs. Norfolk St. (11/18/16)

MISCELLANEOUS

BAPTISTE NOTEBOOK

- ✪ Made first career-start vs. Butler.
- ✪ Tallied career-high eight points and three rebounds vs. Belmont; had 7 points and 7 rebounds vs. Norfolk St.
- ✪ Redshirted the 2015-16 season.
- ✪ Signed with the Commodores in November of 2014...Chose the Commodores over UConn, SMU, Oregon, and USC, and was ranked the eighth-best player in the state of Texas according to ESPN.
- ✪ Originally from Haiti, Baptiste is one of the most physically impressive prospects in the 2015 class. He speaks four languages and hopes to one day be a diplomat in his native country.
- ✪ Attended the Prestonwood Christian Academy in Plano, Texas, where he averaged 10 points, 10 rebounds, three blocks, two assists, and one steal in his senior season...Helped lead his Lion teams to four consecutive state championships...Named his team's Defensive Player of the Year in his senior season.
- ✪ Djery Jean Baptiste...November 12, 1995...Son of Hebert Jean Baptiste and Wislonde Destin...Plans to major in Public Policy and Linguistics...Recipient of the Myer Family Men's Basketball Scholarship...Advice to youngsters: "Seek God."

BAPTISTE GAME-BY-GAME (FRESHMAN)

Opponent	M	FG-A	3P-A	FT-A	Reb	PF	A	T	B	S	PTS
N11 vs. Marquette	9	0-1	0-0	1-2	1	4	0	0	1	1	1
N15 Belmont	11	3-5	0-0	2-2	3	4	0	2	0	0	8
N18 Norfolk State	18	2-4	0-0	3-6	7	3	0	2	3	1	7
N21 Bucknell	13	1-5	0-0	0-0	5	1	0	0	1	0	2
N24 vs. Butler*	17	1-3	0-0	0-0	2	3	0	2	0	0	2
N25 vs. Santa Clara	10	2-2	0-0	0-0	0	3	0	0	0	0	4
N29 Tennessee State	11	2-2	0-0	0-0	3	2	0	1	1	0	4
D3 vs. Minnesota	8	1-1	0-0	0-0	2	1	0	0	0	0	2
D6 High Point	14	0-0	0-0	0-0	1	2	0	1	0	0	0
D8 @ M. Tennessee	3	0-0	0-0	0-0	0	0	0	0	0	0	0
D17 Chattanooga	5	2-2	0-0	0-0	2	1	0	1	0	0	4
D21 @ Dayton	6	0-2	0-0	0-0	1	2	1	0	1	0	0
D29 @ LSU	9	0-1	0-0	0-0	1	2	0	0	0	0	0
J4 Auburn	7	0-1	0-0	0-0	1	1	0	0	0	0	0

Baptiste's Overall Statistics at Vanderbilt

Year	GP	GS	Min	Avg	FG	FGA	Pct	3FG	3FGA	Pct	FT	FTA	Pct	Off	Def	Tot	Avg	PF	FO	Ast	TO	Blk	Stl	Pts	Avg
2016-17	14	1	141	10.1	14	29	.483	0	0	.000	6	10	.600	12	17	29	2.1	29	0	1	9	7	2	34	2.4
TOTAL	14	1	141	10.1	14	29	.483	0	0	.000	6	10	.600	12	17	29	2.1	29	0	1	9	7	2	34	2.4

Baptiste's SEC Statistics at Vanderbilt

Year	GP	GS	Min	Avg	FG	FGA	Pct	3FG	3FGA	Pct	FT	FTA	Pct	Off	Def	Tot	Avg	PF	FO	Ast	TO	Blk	Stl	Pts	Avg
2016-17	2	0	16	8.0	0	2	.000	0	0	.000	0	0	.000	2	0	2	1.0	3	0	0	0	0	0	0	0.0
TOTAL	2	0	16	8.0	0	2	.000	0	0	.000	0	0	.000	2	0	2	1.0	3	0	0	0	0	0	0	0.0



CLEVON BROWN

15

Freshman, Forward
6'8" 219 lbs.
San Antonio, Texas
Churchill HS

SEASON HIGHS

Points: 6, 3x, last at M. Tennessee (12/8/16)
FG Made: 3, at M. Tennessee (12/8/16)
FG Atts: 4, 3x, last at M. Tennessee (12/8/16)
3FG Made: 2, vs. Butler (11/24/16)
3FG Atts: 3, vs. Norfolk St. (11/18/16)
FT Made: 1, 2x, last vs. Chattanooga (12/17/16)
FT Atts: 2, last vs. Chattanooga (12/17/16)
Rebounds: 4, at M. Tennessee (12/8/16)
Assists: 1, at M. Tennessee (12/8/16)
Turnovers: 2, vs. Tennessee State (11/29/16)
Blocks: 1, 6x, last vs. Auburn (1/4/17)
Steals:
Minutes: 17, at M. Tennessee (12/8/16)

CAREER HIGHS

Points: 6, 3x, last at M. Tennessee (12/8/16)
FG Made: 3, at M. Tennessee (12/8/16)
FG Atts: 4, 3x, last at M. Tennessee (12/8/16)
3FG Made: 2, vs. Butler (11/24/16)
3FG Atts: 3, vs. Norfolk St. (11/18/16)
FT Made: 1, (2x), last vs. Chattanooga (12/17/16)
FT Atts: 2, last vs. Chattanooga (12/17/16)
Rebounds: 4, at M. Tennessee (12/8/16)
Assists: 1, at M. Tennessee (12/8/16)
Turnovers: 2, vs. Tennessee State (11/29/16)
Blocks: 1, 6x, last vs. Auburn (1/4/17)
Steals:
Minutes: 17, at M. Tennessee (12/8/16)

MISCELLANEOUS

BROWN NOTEBOOK

- ✪ Tied a career high with six points vs. Middle Tennessee. Also grabbed career-best four rebounds.
- ✪ Signed with the Commodores in November of 2015.
- ✪ Made career debut vs. Marquette, scored five points against Golden Eagles; scored career-high six points vs. Norfolk State.
- ✪ Was ranked as the 9th-best player in the state of Texas by Texas Hoops, and the 126th-ranked player nationally by Rivals.com.
- ✪ As a junior, he averaged 16.8 points, 9.4 rebounds, and 3.2 blocks per game and was named to the District 26-6A first team, while also claiming all-tournament honors at the Northside ISD and Georgetown tournaments.
- ✪ Ranked as the 26th-ranked power forward in the country by Scout.com, he also received offers from Texas, Illinois, Notre Dame, and Auburn.

BROWN GAME-BY-GAME (FRESHMAN)

Opponent	M	FG-A	3P-A	FT-A	Reb	PF	A	T	B	S	PTS
N11 vs. Marquette	13	2-2	1-1	0-0	2	1	0	1	1	0	5
N15 Belmont	5	0-0	0-0	0-0	0	1	0	0	1	0	0
N18 Norfolk State	16	2-4	1-3	1-1	3	1	0	0	1	0	6
N21 Bucknell	2	0-0	0-0	0-0	1	0	0	1	0	0	0
N24 vs. Butler	16	2-4	2-2	0-0	4	2	0	1	0	0	6
N25 vs. Santa Clara	8	0-3	0-2	0-0	3	0	0	0	0	0	0
N29 Tennessee State	10	0-3	0-2	0-0	2	1	0	2	0	0	0
D3 vs. Minnesota	3	0-1	0-1	0-0	0	3	0	0	0	0	0
D6 High Point	11	1-2	1-2	0-0	0	2	0	1	1	0	3
D8 @ M. Tennessee	17	3-4	0-0	0-0	4	1	1	0	1	0	6
D17 Chattanooga	5	0-0	0-0	1-2	1	1	0	1	0	0	1
D21 @ Dayton	3	0-0	0-0	0-0	2	1	0	0	0	0	0
D29 @ LSU	DNP										
J4 Auburn	8	0-0	0-0	0-0	1	0	0	0	1	0	0

Brown's Overall Statistics at Vanderbilt

Year	GP	GS	Min	Avg	FG	FGA	Pct	3FG	3FGA	Pct	FT	FTA	Pct	Off	Def	Tot	Avg	PF	FO	Ast	TO	Blk	Stl	Pts	Avg
2016-17	13	0	117	9.0	10	23	.435	5	13	.385	2	3	.667	8	15	23	1.8	14	0	1	7	6	0	27	2.1
TOTAL	13	0	117	9.0	10	23	.435	5	13	.385	2	3	.667	8	15	23	1.8	14	0	1	7	6	0	27	2.1

Baptiste's SEC Statistics at Vanderbilt

Year	GP	GS	Min	Avg	FG	FGA	Pct	3FG	3FGA	Pct	FT	FTA	Pct	Off	Def	Tot	Avg	PF	FO	Ast	TO	Blk	Stl	Pts	Avg
2016-17	1	0	8	8.0	0	0	.000	0	0	.000	0	0	.000	1	0	1	1.0	0	0	0	0	1	0	0	0.0
TOTAL	1	0	8	8.0	0	0	.000	0	0	.000	0	0	.000	1	0	1	1.0	0	0	0	0	1	0	0	0.0





NOLAN CRESSLER

24

RS Senior, Guard
6'4" 210 lbs.
Pittsburgh, Pa.
Cornell/Plum HS

SEASON HIGHS

Points: 11, at Dayton (12/21/16)
FG Made: 5, at Dayton (12/21/16)
FG Atts: 9, at Dayton (12/21/16)
3FG Made: 2, 2x, last vs. Auburn (1/4/17)
3FG Atts: 3, 2x, last vs. High Point (12/6/16)
FT Made: 4, vs. Minnesota (12/3/16)
FT Atts: 5, vs. Minnesota (12/3/16)
Rebounds: 9, vs. Marquette (11/11/16)
Assists: 5, vs. High Point (12/6/16)
Turnovers: 3, 2x, last vs. High Point (12/6/16)
Blocks:
Steals: 3, vs. High Point (12/6/16)
Minutes: 28, vs. Belmont (11/15/16)

CAREER HIGHS

Points: 34, vs. Brown (2/22/14)
FG Made: 11, vs. Siena (11/22/13)
FG Atts: 22, vs. Penn (3/8/14)
3FG Made: 6, vs. Brown (2/22/14)
3FG Atts: 13, at W. Michigan (11/29/13)
FT Made: 10, 2x, last vs. Brown (2/22/14)
FT Atts: 14, vs. Brown (2/22/14)
Rebounds: 9, 3x, last vs. Marquette (11/11/16)
Assists: 5, vs. High Point (12/6/16)
Turnovers: 4, 4x, last vs. Princeton (3/7/14)
Blocks: 1, 5x, last vs. Wichita St. (3/15/16)
Steals: 3, 2x, last vs. High Point (12/6/16)
Minutes: 37, 4x, last vs. Brown (2/22/14)

MISCELLANEOUS

	2016-17	Career
Double-Digit Pts.	3	44
20+ Points	-	11
5+ threes	-	5

CRESSLER NOTEBOOK

- ✪ Is 13 points away from 1,000 career points.
- ✪ Scored in double figures in consecutive games for first time in Vanderbilt career against Dayton and LSU.
- ✪ Tallied 10 points vs. High Point. Also tied a career-high with three steals and set a new career-best with five assists.
- ✪ Scored eight points vs. Bucknell; also scored eight points vs. Butler.
- ✪ Tied career high with nine rebounds vs. Marquette.
- ✪ Posted six games in double figures in 2015-16. Scored season-high 14 points vs. Detroit on season-best six made field goals.
- ✪ Tied season high with 14 points at Ole Miss in only 13 minutes of action.
- ✪ Scored 11 points vs. Tennessee in only 12 minutes.
- ✪ Tallied 10 points vs. St. John's in Maui.
- ✪ 6'4 guard who transferred to Vanderbilt from Cornell in the summer of 2014.
- ✪ Averaged 16.8 points, 4.2 rebounds, and 1.6 assists in his sophomore season with the Big Red...Named an honorable-mention All-Ivy selection as a sophomore...Has two years of eligibility remaining after sitting out the 2014-15 season.
- ✪ Led the team in scoring with 16.8 points per game with the Big Red.
- ✪ Also averaged 4.2 rebounds, and 1.6 assists per contest.
- ✪ Scored a career-high 34 points against Brown..His 469 points ranked 14th in a single season at Cornell, while his 68 3-pointers sits 11th... He shot 41 percent from the floor and 36 percent from 3-point range while adding 4.2 rebounds and 1.6 assists per contest.
- ✪ Scored 27 points, including five 3-pointers, at 2013 MAC champion Western Michigan, and notched 25 points on 11-of-19 shooting vs. Siena, adding three rebounds and two assists.
- ✪ Opened the 2013-14 season with a bang, scoring a career-best 23 points in the season opener at Syracuse, including 20 in the first half.

CRESSLER GAME-BY-GAME (SENIOR)

Opponent	M	FG-A	3P-A	FT-A	Reb	PF	A	T	B	S	PTS
N11 vs. Marquette*	19	3-8	1-1	0-0	9	1	1	3	0	0	7
N15 Belmont*	28	2-5	1-2	0-0	5	3	3	0	0	1	5
N18 Norfolk State*	15	1-5	1-3	0-0	3	2	1	0	0	0	3
N21 Bucknell*	22	4-7	0-2	0-0	1	1	1	1	0	0	8
N24 vs. Butler	18	3-5	1-2	1-1	3	5	0	2	0	2	8
N25 vs. Santa Clara	12	1-3	1-1	0-0	3	1	0	0	0	0	3
N29 Tennessee State	19	2-2	1-1	0-0	5	1	1	2	0	0	5
D3 vs. Minnesota	18	1-3	0-0	4-5	4	2	0	0	0	1	6
D6 High Point	22	4-7	2-3	0-0	4	1	5	3	0	3	10
D8 @ M. Tennessee	26	1-4	0-1	1-2	2	3	1	0	0	1	3
D17 Chattanooga	14	0-1	0-1	0-0	0	1	1	1	0	0	0
D21 @ Dayton	18	5-9	1-3	0-0	6	2	1	1	0	0	11
D29 @ LSU	23	4-4	1-1	1-2	3	1	2	1	0	1	10
J4 Auburn	14	3-3	2-2	0-0	1	0	0	0	0	0	8

Cressler's Overall Statistics

Year	GP	GS	Min	Avg	FG	FGA	Pct	3FG	3FGA	Pct	FT	FTA	Pct	Off	Def	Tot	Avg	PF	FO	Ast	TO	Bik	Stl	Pts	Avg
2012-13*	31	12	717	23.1	99	232	.427	54	134	.403	36	47	.766	36	47	83	2.7	54	0	24	31	1	19	288	9.3
2013-14*	28	28	912	32.6	169	411	.411	68	187	.364	63	81	.778	63	81	144	5.1	78	3	45	59	2	14	469	16.8
2015-16	30	2	370	12.3	57	125	.456	17	62	.274	12	23	.522	10	55	65	2.2	41	1	23	21	3	3	143	4.8
2016-17	14	4	268	19.1	34	66	.515	12	23	.522	7	10	.700	15	34	49	3.5	24	1	17	14	0	9	87	6.2
VU TOTAL	44	6	638	14.5	91	191	.476	29	85	.341	19	33	.576	25	89	114	2.6	65	2	40	35	3	12	230	5.2
All*	103	46	2267	22.0	359	834	.430	151	406	.372	118	161	.733	124	217	341	3.3	197	5	109	125	6	45	987	9.6

Cressler's SEC Statistics at Vanderbilt

Year	GP	GS	Min	Avg	FG	FGA	Pct	3FG	3FGA	Pct	FT	FTA	Pct	Off	Def	Tot	Avg	PF	FO	Ast	TO	Bik	Stl	Pts	Avg
2015-16	15	0	144	9.6	24	55	.436	5	23	.217	9	17	.529	5	25	30	2.0	18	1	8	8	1	3	62	4.1
2016-17	2	0	37	18.5	7	7	1.000	3	3	1.000	1	2	.500	1	3	4	2.0	1	0	2	1	0	1	18	9.0
TOTAL	17	0	181	10.6	31	62	.500	8	26	.308	10	19	.526	6	28	34	2.0	19	1	10	9	1	4	80	4.7



MATTHEW FISHER-DAVIS

5

Junior, Guard
6'5" 185 lbs.
Charlotte, N.C.
Butler HS

SEASON HIGHS

Points: 33, vs. Auburn (1/4/17)
FG Made: 11, vs. Auburn (1/4/17)
FG Atts: 20, vs. Auburn (1/4/17)
3FG Made: 7, vs. Auburn (1/4/17)
3FG Atts: 14, vs. Auburn (1/4/17)
FT Made: 9, 2x, last at LSU (12/29/16)
FT Atts: 12, at LSU (12/29/16)
Rebounds: 7, 2x, last vs. vs. Auburn (1/4/17)
Assists: 4, vs. Minnesota (12/3/16)
Turnovers: 4, 2x, last at Dayton (12/21/16)
Blocks: 1, 3x, last at Dayton (12/21/16)
Steals: 2, 2x, last vs. Auburn (1/4/17)
Minutes: 37, vs. Chattanooga (12/17/16)

CAREER HIGHS

Points: 33, vs. Auburn (1/4/17)
FG Made: 11, vs. Auburn (1/4/17)
FG Atts: 20, vs. Auburn (1/4/17)
3FG Made: 7, vs. Auburn (1/4/17)
3FG Atts: 14, vs. Auburn (1/4/17)
FT Made: 9, 2x, last at LSU (12/29/16)
FT Atts: 12, at LSU (12/29/16)
Rebounds: 11, vs. Wofford (12/19/15)
Assists: 7, vs. Dayton (12/9/15)
Turnovers: 5, at Stanford (3/24/15)
Blocks: 4, vs. S. Dakota St. (3/20/15)
Steals: 3, vs. Gardner-Webb (11/16/15)
Minutes: 41, at Arkansas (1/5/16)

MISCELLANEOUS

	2016-17	Career
Double-Digit Pts.	12	40
3+ Threes	8	37
Double-Double	-	1

FISHER-DAVIS NOTEBOOK

- ⊕ Leads the team in scoring with 16.4 points per game, ranks fifth in the SEC in scoring, second in the league in three's made (3.1), and fourth in three-point field goal percentage (.425).
- ⊕ Scored 20 or more points in five games this year.
- ⊕ Tallied a career-high 33 points vs. Auburn - made seven threes, first Commodore to make seven three's in a game since John Jenkins made seven against Lafayette on December 21, 2011.
- ⊕ Scored 25 points at Dayton on career-best nine made field goals. Made season-high five threes vs. Flyers; tallied 23 points in win at LSU in SEC opener.
- ⊕ Tallied 22 points in win over Tennessee State - made then career high in FT's (8) and FTA's (11).
- ⊕ Has made three or more threes in six games this season and 35 times in his career.
- ⊕ Tallied 23 points vs. Bucknell.
- ⊕ Started 28 games and played in 32 contests in 2015-16. Scored in double figures in 17 games in 2015-16. Made three or more threes in 17 games.
- ⊕ Tallied a career-high 20 points on three different occasions - at Arkansas, at Mississippi State, and at home against Kentucky.
- ⊕ Tied a career-best with six made threes at Tennessee. He also added eight rebounds and a career-high four assists in 18-point effort.
- ⊕ Finished the season first in the SEC in three-point field goal percentage at 44.6%.
- ⊕ Had first double-double of his career with 10 points and career-high rebounds vs. Wofford.
- ⊕ Finished 2014-15 as the SEC's freshman leader in three-pointers made (2.1, 6th in conference) and was second in three-point percentage in all games (.401). In league games only, Fisher-Davis was fifth in threes made (2.2) and fourth in three-point percentage (.402).
- ⊕ Scored a career-high 18 points at Stanford in NIT Quarterfinals on a career-high six made threes.
- ⊕ Had three made threes against Purdue and W. Carolina.
- ⊕ Scored 11 points vs. Norfolk St.
- ⊕ 6'5 guard considered one of best shooters in 2014 class...Shot 67.5% from the floor, 49.1% from three, and 96% from the free throw line in his senior season at Butler HS.
- ⊕ Averaged 22 points, 13 rebounds, five assists, two steals and two blocks per game as a senior, and was named the SW4A Player of the Year and as a member of the Charlotte Observer's All-Observer team.
- ⊕ Chose Vanderbilt over Texas, Georgia, Baylor, Kansas State, Virginia, Oklahoma State, Arkansas, Alabama, and Wake Forest.

FISHER-DAVIS GAME-BY-GAME (JUNIOR)

Opponent	M	FG-A	3P-A	FT-A	Reb	PF	A	T	B	S	PTS
N11 vs. Marquette*	22	4-10	2-5	2-2	0	0	1	4	0	0	12
N15 Belmont*	34	4-10	3-6	5-5	3	0	0	2	0	0	16
N18 Norfolk State*	27	5-12	4-9	4-4	3	3	2	0	1	1	18
N21 Bucknell*	36	7-12	4-7	5-7	2	2	0	2	0	1	23
N24 vs. Butler*	11	1-3	0-2	0-0	3	0	0	0	0	1	2
N25 vs. Santa Clara*	35	4-9	3-6	3-3	2	2	2	2	0	0	14
N29 Tennessee State*	29	6-10	2-5	8-11	5	2	1	2	0	2	22
D3 vs. Minnesota*	35	3-11	2-7	0-0	3	1	4	2	0	1	8
D6 High Point*	29	6-10	4-8	3-4	3	0	3	1	1	0	19
D8 @ M. Tennessee*	36	4-13	3-7	2-2	3	1	1	4	0	1	13
D17 Chattanooga*	37	4-14	1-7	9-9	7	3	2	2	0	0	18
D21 @ Dayton*	29	9-18	5-9	2-2	3	4	0	4	1	0	25
D29 @ LSU*	29	5-13	4-9	9-12	4	2	0	2	0	0	23
J4 Auburn*	33	11-20	7-14	4-7	7	1	2	2	0	2	33

Fisher-Davis' Overall Statistics at Vanderbilt

Year	GP	GS	Min	Avg	FG	FGA	Pct	3FG	3FGA	Pct	FT	FTA	Pct	Off	Def	Tot	Avg	PF	FO	Ast	TO	Blk	Stl	Pts	Avg
2014-15	34	11	777	22.9	80	228	.351	71	177	.401	15	21	.714	16	63	79	2.3	55	0	46	31	16	13	246	7.2
2015-16	32	28	877	27.4	102	236	.432	79	177	.446	27	36	.750	12	103	115	3.6	50	1	36	27	9	15	310	9.7
2016-17	14	14	422	30.1	73	165	.442	44	101	.436	56	68	.824	5	43	48	3.4	21	0	18	29	3	9	246	17.6
TOTAL	80	53	2076	26.0	255	629	.405	194	455	.426	98	125	.784	33	209	242	3.0	126	1	100	87	28	37	802	10.0

Fisher-Davis' SEC Statistics at Vanderbilt

Year	GP	GS	Min	Avg	FG	FGA	Pct	3FG	3FGA	Pct	FT	FTA	Pct	Off	Def	Tot	Avg	PF	FO	Ast	TO	Blk	Stl	Pts	Avg
2014-15	18	7	429	23.8	45	127	.354	39	97	.402	7	11	.636	9	36	45	2.5	27	0	26	17	7	7	136	7.6
2015-16	17	14	491	28.9	57	130	.438	44	101	.436	18	24	.750	5	48	53	3.1	26	1	21	15	4	7	176	10.4
2016-17	2	2	62	31.0	16	33	.485	11	23	.478	13	19	.684	0	11	11	5.5	3	0	2	4	0	2	56	28.0
TOTAL	37	23	982	26.5	118	290	.407	94	221	.425	38	54	.704	14	95	109	2.9	56	1	49	36	11	16	368	9.9



LUKE KORNET

3

Senior, Forward
7'1" 250 lbs.
Lantana, Texas
Liberty Christian HS

SEASON HIGHS

- Points:** 20, vs. Belmont (11/15/16)
- FG Made:** 8, vs. Bucknell (11/21/16)
- FG Atts:** 18, vs. Minnesota (12/3/16)
- 3FG Made:** 3, vs. Chattanooga (12/17/16)
- 3FG Atts:** 8, vs. Minnesota (12/3/16)
- FT Made:** 12, vs. Belmont (11/15/16)
- FT Atts:** 16, vs. Belmont (11/15/16)
- Rebounds:** 11, vs. Auburn (1/4/17)
- Assists:** 2, 3x, last vs. Auburn (1/4/17)
- Turnovers:** 4, vs. Butler (11/24/16)
- Blocks:** 4, 3x, last vs. Auburn (1/4/17)
- Steals:** 2, 2x, last at LSU (12/29/16)
- Minutes:** 35, vs. Chattanooga (12/17/16)

CAREER HIGHS

- Points:** 24, vs. Tennessee State (11/23/14)
- FG Made:** 10, vs. Tennessee State (11/23/14)
- FG Atts:** 18, vs. Minnesota (12/3/16)
- 3FG Made:** 5, at Tennessee (2/26/15)
- 3FG Atts:** 9, at S. Carolina (1/9/16)
- FT Made:** 12, vs. Belmont (11/15/16)
- FT Atts:** 16, vs. Belmont (11/15/16)
- Rebounds:** 14, at Tennessee (1/20/16)
- Assists:** 4, 2x, last vs. South Carolina (2/7/15)
- Turnovers:** 4, 3x, last vs. Butler (11/24/16)
- Blocks:** 10, vs. Auburn (1/12/16)
- Steals:** 3, vs. Miss. State (2/1/14)
- Minutes:** 37, 3x, last vs. Kentucky (2/27/16)

MISCELLANEOUS

	2016-17	Career
Double-Digit Pts.	9	41
3+ Threes	1	9
4+ Blocks	2	16

KORNET NOTEBOOK

- ✦ Scored in double figures in nine of 14 games this season.
- ✦ Is tied for seventh in the SEC in blocks (2.0) and 9th in free throw percentage (.836).
- ✦ Had first double-double of the season with 10 points and 11 rebounds vs. Auburn; also added four blocks.
- ✦ Recently named to the Senior CLASS Award Top 30 list.
- ✦ Made a game-winning three vs. Chattanooga on Dec. 17; was season-best 3-6 from three.
- ✦ Led the team with 15 points in 2016-17 season opener vs. Marquette; scored 20 points vs. Belmont and set new career highs in FTs made and attempted; had season-high four blocks vs. Norfolk St.; scored 19 vs. Bucknell.
- ✦ Played in 28 games and made 25 starts in 2015-16. Averaged 8.9 points and 7.3 rebounds per game. Named to All-SEC Defensive Team.
- ✦ Scored in double figures in 11 games and had four or more blocks in 12 contests. Scored a season-high 20 points at Ole Miss. Made season-high four threes in win over Texas A&M in Nashville.
- ✦ 3rd in the nation in blocked shots, averaging 3.0 blocks per game. He is fifth in the program's history in career blocks per game (1.49) and is fourth in total blocks (139).
- ✦ In a single season, Kornet's 84 blocks ranked second in game history, and his 3.0 average was the best in a single season.
- ✦ Notched the program's second triple double with 11 points, 11 rebounds, and 10 blocks vs. Auburn. It was the program's first triple-double with blocks. Brad Tinsley had the other triple double when he registered 11 points, 10 rebounds, and 10 assists in a win over Presbyterian on November 12, 2010.
- ✦ The 10 blocks set a new Vanderbilt program single-game record - the previous best was seven by Will Perdue (vs. East Carolina, 12/28/87), Festus Ezeli (at Georgia, 2/16/11) and Damian Jones (at South Carolina, 2/13/14).
- ✦ Scored in double figures in 18 games as a sophomore and made three or more threes in six games.
- ✦ Scored 22 points vs. LSU off of the bench, a career-high in SEC games. He was 9-13 from the floor.
- ✦ Scored career-high 24 points on 10-11 shooting vs. Tenn. State... He tied the Memorial Gym record for FG% held by Jeffery Taylor, who was also 10-11 from the floor vs. Tennessee State on December 19, 2009.
- ✦ Played in 30 games and started two as a true freshman; averaged 4.0 points, 2.3 rebounds, and 0.8 assists per game in 2013-14; Scored in double-figures in three games.
- ✦ Grew seven inches in his senior season in high school and then two more when he arrived on campus.
- ✦ Son of Frank Kornet, a former Vanderbilt basketball standout of his own from 1986-89.
- ✦ Averaged 15.0 points, 8.0 rebounds, 3.0 blocks, and 3.0 steals at Liberty Christian School in Argyle, Texas.
- ✦ Team was a state finalist in 2013, and were District TAPPS 5A-1 Champions in 2013.
- ✦ Named to TAPPS 5A First Team All-State in 2012-13, and was an honorable all-state selection in 2011-12.
- ✦ Advice to youngsters: "Your life is a gift from God, so do everything possible to give back to Him."

KORNET GAME-BY-GAME (SENIOR)

Opponent	M	FG-A	3P-A	FT-A	Reb	PF	A	T	B	S	PTS
N11 vs. Marquette*	23	4-9	1-4	6-6	5	3	1	3	2	0	15
N15 Belmont*	29	4-9	0-0	12-16	7	1	2	3	3	0	20
N18 Norfolk State*	22	2-5	0-0	5-6	5	1	0	1	4	0	9
N21 Bucknell*	24	8-14	1-1	2-2	6	4	1	1	0	0	19
N24 vs. Butler*	28	2-11	1-5	0-0	5	3	1	4	2	0	5
N25 vs. Santa Clara*	30	4-9	1-3	9-10	6	3	0	3	1	0	18
N29 Tennessee State*	28	2-4	0-1	8-8	6	2	1	3	2	1	12
D3 vs. Minnesota*	32	4-18	2-8	2-4	6	3	1	1	2	0	12
D6 High Point*	23	3-8	0-2	2-2	3	4	1	1	1	1	8
D8 @ M. Tennessee*	28	3-13	0-2	2-2	5	1	1	1	1	0	8
D17 Chattanooga*	35	5-10	3-6	5-6	4	2	2	2	2	2	18
D21 @ Dayton*	33	3-12	2-7	0-0	8	0	3	0	4	0	8
D29 @ LSU*	33	5-7	2-4	2-2	4	3	2	0	0	2	14
J4 Auburn*	31	4-9	1-2	1-3	11	2	2	1	4	1	10

Kornet's Overall Statistics at Vanderbilt

Year	GP	GS	Min	Avg	FG	FGA	Pct	3FG	3FGA	Pct	FT	FTA	Pct	Off	Def	Tot	Avg	PF	FO	Ast	TO	Blk	Stl	Pts	Avg
2013-14	30	2	460	15.3	45	131	.344	21	89	.236	8	15	.533	19	49	68	2.3	34	0	23	21	17	9	119	4.0
2014-15	35	14	756	21.6	106	214	.495	50	125	.400	42	55	.764	32	88	120	3.4	67	1	37	41	38	7	304	8.7
2015-16	28	25	767	27.4	87	216	.403	26	93	.280	49	71	.690	50	154	204	7.3	68	1	41	31	84	14	249	8.9
2016-17	14	14	399	28.5	53	138	.384	14	45	.311	56	67	.836	25	56	81	5.8	32	0	18	24	28	7	176	12.6
TOTAL	107	55	2382	22.3	291	699	.416	111	352	.315	155	208	.745	126	347	473	4.4	201	2	119	117	167	37	848	7.9

Kornet's SEC Statistics at Vanderbilt

Year	GP	GS	Min	Avg	FG	FGA	Pct	3FG	3FGA	Pct	FT	FTA	Pct	Off	Def	Tot	Avg	PF	FO	Ast	TO	Blk	Stl	Pts	Avg
2013-14	18	1	279	15.5	24	78	.308	12	57	.211	4	9	.444	10	29	39	2.2	16	0	13	13	10	7	64	3.6
2014-15	18	4	401	22.3	56	119	.471	28	72	.389	21	25	.840	14	44	58	3.2	32	1	22	19	15	5	161	8.9
2015-16	17	15	500	29.4	52	132	.394	19	59	.322	31	47	.660	29	103	132	7.8	47	1	26	26	54	9	154	9.1
2016-17	2	2	64	32.0	9	16	.563	3	6	.500	3	5	.600	5	10	15	7.5	5	0	4	1	4	3	24	12.0
TOTAL	55	22	1244	22.6	141	345	.409	62	194	.320	59	86	.686	58	186	244	4.4	100	2	65	59	83	24	403	7.3



RILEY LACHANCE

13

Junior, Guard
6'2" 192 lbs.
Brookfield, Wis.
Brookfield HS

SEASON HIGHS

- Points:** 14, at LSU (12/29/16)
- FG Made:** 8, at LSU (12/29/16)
- FG Atts:** 13, at LSU (12/29/16)
- 3FG Made:** 5, vs. Santa Clara (11/25/16)
- 3FG Atts:** 7, at LSU (12/29/16)
- FT Made:** 4, 3x, last at LSU (12/29/16)
- FT Atts:** 6, vs. Tennessee State (11/29/16)
- Rebounds:** 7, vs. Minnesota (12/3/16)
- Assists:** 7, vs. High Point (12/6/16)
- Turnovers:** 3, 3x, last at M. Tennessee (12/8/16)
- Blocks:** 1, vs. Marquette (11/11/16)
- Steals:** 2, 2x, last vs. High Point (12/6/16)
- Minutes:** 38, vs. Minnesota (12/3/16)

CAREER HIGHS

- Points:** 26, 2x, last vs. W. Carolina (12/16/14)
- FG Made:** 9, vs. Purdue (12/13/14)
- FG Atts:** 18, at Florida (2/18/15)
- 3FG Made:** 5, 4x, last vs. Santa Clara (11/25/16)
- 3FG Atts:** 9, 2x, last at Ole Miss (3/7/15)
- FT Made:** 5, 2x, last vs. W. Carolina (12/16/14)
- FT Atts:** 5, 4x, last vs. Georgia (1/14/15)
- Rebounds:** 9, vs. Missouri (2/21/15)
- Assists:** 8, at Ole Miss (3/7/15)
- Turnovers:** 5, vs. Florida (2/3/15)
- Blocks:** 1, 2x, last vs. Stony Brook (11/19/15)
- Steals:** 5, vs. Penn (12/22/14)
- Minutes:** 42, 2x, last vs. Tennessee (2/11/15)

MISCELLANEOUS

	2016-17	Career
Double-Digit Pts.	6	41
20+ Point games	1	4

LACHANCE NOTEBOOK

- ☛ Scored season-high 24 points in win at LSU. Finished 8-13 from floor, 4-7 from three, and had 5 assists. Was fourth time of his career and first time this season eclipsing the 20-point mark.
- ☛ Leads the SEC in three-point field goal percentage (58.8%) and assist-to-turnover ratio (2.8). He is also eighth in the league in assists (4.3) and eighth in three's made (2.1).
- ☛ Tallied 17 points - was 6-7 from the floor and 5-6 from three vs. Santa Clara. Also added four rebounds and six assists, and had zero turnovers; named to Continental Tire Las Vegas Invitational All-Tournament team.
- ☛ Played in 33 games and started 19 in 2015-16. Averaged 6.9 points and 2.4 rebounds per game.
- ☛ Scored double figures in 11 games in 2015-16, including a season-high 18 points vs. Alabama while tying a career-best with five threes.
- ☛ Scored 13 points, had six assists, and four assists vs. Gardner-Webb; also scored 13 points vs. Stony Brook.
- ☛ Named to preseason All-SEC 2nd Team by league coaches in 2015.
- ☛ Named to the SEC All-Freshman team in 2015; SEC freshman leader in points scored in all games and second in threes made.
- ☛ Third on Vanderbilt's single-season freshman scoring list with 429 points - one of only four Vanderbilt freshman to ever eclipse 400-point barrier.
- ☛ Seventh in threes made (2.1) and eighth in minutes (33.3) last season. Second amongst freshmen in SEC in threes made behind teammate Matthew Fisher-Davis.
- ☛ Captured four SEC Freshmen of the Week honors in 2014-15, which set a program record.
- ☛ Scored in double figures in 24 games in 2014-15, scored 20 or more points in three contests.
- ☛ Ended freshman season with 102 assists, third on the freshman single-season list.
- ☛ Scored 19 points and dished out career-best eight assists in win at Ole Miss.
- ☛ Had a career-high nine rebounds vs. Missouri.
- ☛ Scored a career-high 26 points in win over Purdue and 26 vs. Western Carolina.
- ☛ 6'2 guard who lead his Brookfield Central High School team in Wisconsin to a 24-1 record as a senior when he averaged 23.0 points and 2.6 assists per game...Left Brookfield as the school's all-time leading scorer (1,643 points). Also Brookfield's single-season scoring leader with 543 points, and the all-time leader in steals with 188.
- ☛ Was voted the top point guard in the state of Wisconsin by Wisconsin Hoops, and was the Player of the Year for Waukesha County.
- ☛ Major is Human and Organizational Development.

LACHANCE GAME-BY-GAME (JUNIOR)

Opponent	M	FG-A	3P-A	FT-A	Reb	PF	A	T	B	S	PTS
N11 vs. Marquette*	33	3-5	2-3	1-2	2	0	2	1	1	0	9
N15 Belmont*	24	1-3	1-1	2-2	3	0	4	1	0	0	5
N18 Norfolk State*	22	4-7	3-5	1-1	4	3	1	3	0	2	12
N21 Bucknell*	32	4-7	2-3	0-0	1	1	6	0	0	1	10
N24 vs. Butler*	34	2-6	1-2	2-2	4	3	6	2	0	0	7
N25 vs. Santa Clara*	32	6-7	5-6	0-0	4	4	6	0	0	1	17
N29 Tennessee State*	33	4-6	4-6	0-0	2	2	5	0	0	0	12
D3 vs. Minnesota*	38	4-10	1-2	0-0	7	2	5	3	0	0	9
D6 High Point*	29	4-4	4-4	2-2	2	2	7	1	0	2	14
D8 @ M. Tennessee*	34	1-4	0-2	0-0	4	2	2	3	0	0	2
D17 Chattanooga*	22	1-2	1-2	4-4	1	3	4	1	0	0	7
D21 @ Dayton*	29	0-4	0-4	0-0	5	4	4	1	0	1	0
D29 @ LSU*	36	8-13	4-7	4-5	1	1	5	1	0	1	24
J4 Auburn*	22	3-5	2-4	0-0	4	5	3	4	0	1	8

LaChance's Overall Statistics at Vanderbilt

Year	GP	GS	Min	Avg	FG	FGA	Pct	3FG	3FGA	Pct	FT	FTA	Pct	Off	Def	Tot	Avg	PF	FO	Ast	TO	Blk	Stl	Pts	Avg
2014-15	35	35	1166	33.3	147	337	.436	66	173	.382	69	79	.873	10	100	110	3.1	46	0	102	47	1	25	429	12.3
2015-16	33	19	820	24.8	80	226	.354	43	119	.361	26	34	.765	11	69	80	2.4	61	1	81	44	1	20	229	6.9
2016-17	14	14	420	30.0	45	83	.542	30	51	.588	16	18	.889	5	39	44	3.1	34	1	60	21	1	9	136	9.7
TOTAL	82	68	2406	29.3	272	646	.421	139	343	.405	111	131	.847	26	208	234	2.9	141	2	243	112	3	54	794	9.7

LaChance's SEC Statistics at Vanderbilt

Year	GP	GS	Min	Avg	FG	FGA	Pct	3FG	3FGA	Pct	FT	FTA	Pct	Off	Def	Tot	Avg	PF	FO	Ast	TO	Blk	Stl	Pts	Avg
2014-15	18	18	622	34.6	73	177	.412	35	91	.385	38	45	.844	6	56	62	3.4	27	0	54	29	0	10	219	12.2
2015-16	18	7	417	23.2	35	115	.304	22	64	.344	16	23	.696	6	40	46	2.6	31	1	36	27	0	13	108	6.0
2016-17	2	2	58	29.0	11	18	.611	6	11	.545	4	5	.800	0	5	5	2.5	6	1	8	5	0	2	32	16.0
TOTAL	38	27	1097	28.9	119	310	.384	63	166	.380	58	73	.795	12	101	113	3.0	64	2	98	61	0	25	359	9.4



JEFF ROBERSON

11

Junior, Forward
6'6" 224 lbs.
Houston, Texas
The Kinkaid School

SEASON HIGHS

Points: 14, vs. High Point (12/6/16)
FG Made: 5, 3x, last vs. High Point (12/6/16)
FG Atts: 14, vs. Minnesota (12/3/16)
3FG Made: 4, vs. High Point (12/6/16)
3FG Atts: 7, vs. High Point (12/6/16)
FT Made: 6, vs. Norfolk St. (11/18/16)
FT Atts: 6, 3x, last vs. Auburn (1/4/17)
Rebounds: 16, vs. Minnesota (12/3/16)
Assists: 6, at LSU (12/29/16)
Turnovers: 5, vs. Marquette (11/11/16)
Blocks: 2, 2x, last vs. Chattanooga (12/17/16)
Steals: 2, 2x, last at LSU (12/29/16)
Minutes: 37, at LSU (12/29/16)

CAREER HIGHS

Points: 20, vs. Texas A&M (2/4/16)
FG Made: 8, vs. Texas A&M (2/4/16)
FG Atts: 14, vs. Minnesota (12/3/16)
3FG Made: 4, vs. High Point (12/6/16)
3FG Atts: 6, vs. Minnesota (12/3/16)
FT Made: 8, vs. Georgia (2/20/16)
FT Atts: 9, vs. Georgia (2/20/16)
Rebounds: 16, vs. Minnesota (12/3/16)
Assists: 6, at LSU (12/29/16)
Turnovers: 5, vs. Marquette (11/11/16)
Blocks: 2, 5x, last vs. Chattanooga (12/17/16)
Steals: 2, 7x, last at LSU (12/29/16)
Minutes: 39, at Miss. State (2/16/16)

MISCELLANEOUS

	2016-17	Career
Double-Digit Pts.	9	29
10+ Rebounds	4	9
Double-Doubles	2	7

ROBERSON NOTEBOOK

- ✪ Added 11 rebounds in win at LSU, his ninth career game with double figure rebounds and fourth of the 2016-17 season. He also added a career-high six assists.
- ✪ Scored in double figures in nine games this season, including season-high 14 points vs. High Point.
- ✪ Made a career high four made threes vs. High Point.
- ✪ Had 2nd double-double of season and 7th of career vs. Minnesota with 12 points and a career-high 16 rebounds. Previous career-best in rebounds was 13 against St. John's in Maui on November 23, 2015.
- ✪ Roberson ranks third in the SEC in defensive rebounding and fifth in rebounding (7.6).
- ✪ Scored nine points and had 10 rebounds in season opener vs. Marquette; had 10 points and 8 rebs. vs. Belmont.
- ✪ Played in 32 games in 2015-16 and made 25 starts. Averaged 9.3 points and 5.6 rebounds per game and 11.0 points and 5.7 rebounds in conference play. Shot 43.5% from three for the season.
- ✪ Scored in double figures in 18 games in 2015-16, including a career-high 20-point effort against Texas A&M in Nashville (2/4), when he was 8-10 from the floor and 3-4 from three.
- ✪ Tallied five double-doubles, including an 18-point, 10-rebound effort in win at Florida.
- ✪ Grabbed career-high 13 rebounds in win over St. John's in Maui.
- ✪ Finished fifth in the SEC in all games in free throw percentage (.833); second in league games only (.877).
- ✪ Started 24 games as a true freshman in 2014-15; averaged 4.7 ppg and shot 45.5% from three.
- ✪ Scored career-high 12 points vs. Tennessee at Memorial Gym.
- ✪ Scored eight points at Georgia Tech on 4-of-5 shooting; also scored eight points vs. Penn and 4-5 from floor.
- ✪ Tied a career high with eight rebounds against Baylor.
- ✪ Played career-high 35 minutes vs. LaSalle and scored seven points and grabbed seven rebounds.
- ✪ Left The Kinkaid School as the school's all-time leading scorer with 1,743 points.
- ✪ Averaged 20.1 points, 9.2 rebounds, 2.0 assists, and 1.5 steals per game in his senior season at the Kinkaid School in Houston.
- ✪ Named a finalist for the Guy V. Lewis Award, which is given to the top high school player in the city of Houston.
- ✪ As a senior, Roberson shot 66.8% from the floor, 48% from three-point range, and 78% from the free throw line.
- ✪ SEC Academic Honor Roll member in 2015.
- ✪ Chose Vanderbilt over Georgia Tech, Saint Louis, and Harvard.

ROBERSON GAME-BY-GAME (JUNIOR)

Opponent	M	FG-A	3P-A	FT-A	Reb	PF	A	T	B	S	PTS
N11 vs. Marquette*	33	3-11	1-4	2-2	10	0	2	5	0	1	9
N15 Belmont*	33	4-8	2-4	0-0	8	5	4	1	0	0	10
N18 Norfolk State*	24	2-8	1-4	6-6	11	3	3	3	0	0	11
N21 Bucknell*	36	4-10	0-3	0-0	6	2	5	1	1	1	8
N24 vs. Butler*	25	3-5	0-2	5-6	4	4	1	2	1	1	11
N25 vs. Santa Clara*	32	4-8	3-5	1-4	4	2	1	4	0	0	12
N29 Tennessee State*	31	5-10	2-4	1-2	5	3	0	4	0	2	13
D3 vs. Minnesota*	36	5-14	2-6	0-0	16	1	1	1	2	1	12
D6 High Point*	25	5-8	4-7	0-0	3	2	2	2	0	0	14
D8 @ M. Tennessee*	32	4-12	1-5	2-5	8	1	0	3	0	1	11
D17 Chattanooga*	35	4-10	1-4	2-2	5	3	2	1	2	0	11
D21 @ Dayton*	32	2-11	0-3	4-4	9	4	1	1	0	0	8
D29 @ LSU*	37	2-8	0-3	2-3	11	2	6	3	1	2	6
J4 Auburn*	34	0-7	0-3	5-6	7	3	2	1	0	1	5

Roberson's Overall Statistics at Vanderbilt

Year	GP	GS	Min	Avg	FG	FGA	Pct	3FG	3FGA	Pct	FT	FTA	Pct	Off	Def	Tot	Avg	PF	FO	Ast	TO	Blk	Stl	Pts	Avg
2014-15	33	24	637	19.3	50	103	.485	15	33	.455	40	64	.625	32	70	102	3.1	86	2	37	48	10	13	155	4.7
2015-16	32	25	858	26.8	91	186	.489	30	69	.435	85	102	.833	58	121	179	5.6	101	5	38	34	6	15	297	9.3
2016-17	14	14	445	31.8	47	130	.362	17	57	.298	30	40	.750	27	80	107	7.6	35	1	30	32	7	10	141	10.1
TOTAL	79	63	1940	24.6	188	419	.449	62	159	.390	155	206	.752	117	271	388	4.9	222	8	105	114	23	38	593	7.5

Roberson's SEC Statistics at Vanderbilt

Year	GP	GS	Min	Avg	FG	FGA	Pct	3FG	3FGA	Pct	FT	FTA	Pct	Off	Def	Tot	Avg	PF	FO	Ast	TO	Blk	Stl	Pts	Avg
2014-15	16	11	313	19.6	22	49	.449	7	13	.538	24	40	.600	18	29	47	2.9	43	1	20	23	3	6	75	4.7
2015-16	18	17	524	29.1	60	114	.526	21	43	.488	57	65	.877	33	69	102	5.7	61	4	29	17	2	7	198	11.0
2016-17	2	2	71	35.5	2	15	.133	0	6	.000	7	9	.778	5	13	18	9.0	5	0	8	4	1	3	11	5.5
TOTAL	36	30	908	25.2	84	178	.472	28	62	.452	88	114	.772	56	111	167	4.6	109	5	57	44	6	16	284	7.9



JOE TOYE

2

Sophomore, Guard
6'7" 208 lbs.
Chicago, Ill.
Whitney Young HS

SEASON HIGHS

Points: 10, vs. Chattanooga (12/17/16)
FG Made: 4, vs. Auburn (1/4/17)
FG Atts: 7, vs. Auburn (1/4/17)
3FG Made: 1, 4x, last vs. Auburn (1/4/17)
3FG Atts: 4, vs. Auburn (1/4/17)
FT Made: 4, 2x, vs. Chattanooga (12/17/16)
FT Atts: 6, vs. Marquette (11/11/16)
Rebounds: 6, vs. Belmont (11/15/16)
Assists: 3, vs. Auburn (1/4/17)
Turnovers: 3, 5x, vs. Auburn (1/4/17)
Blocks:
Steals: 1, 4x, vs. Auburn (1/4/17)
Minutes: 22, 2x, last at Dayton (12/21/16)

CAREER HIGHS

Points: 10, 4x, last vs. Chattanooga (12/17/16)
FG Made: 4, vs. Auburn (1/4/17)
FG Atts: 7, vs. Auburn (1/4/17)
3FG Made: 3, vs. Tennessee (3/10/16)
3FG Atts: 4, 2x, last vs. Auburn (1/4/17)
FT Made: 4, 2x, last vs. Chattanooga (12/17/16)
FT Atts: 6, vs. Detroit (12/2/15)
Rebounds: 6, vs. Belmont (11/15/16)
Assists: 4, vs. Tennessee (3/10/16)
Turnovers: 3, vs. Auburn (1/4/17)
Blocks: 1, vs. Wofford (12/19/15)
Steals: 1, 8x, last at LSU (12/29/16)
Minutes: 26, vs. Wichita State (3/15/16)

MISCELLANEOUS

TOYE NOTEBOOK

- ✪ Made season-high four field goals against Auburn.
- ✪ Was 3-5 from floor in win at LSU and 2-2 from three.
- ✪ Tied a career high with 10 points in win over Chattanooga.
- ✪ Scored season-high eight points vs. Marquette in season opener.
- ✪ Played in 30 games in 2015-16 and averaged 3.6 points and 1.2 rebounds per game. Scored in double figures in three games.
- ✪ Tied a career high with 10 points against Tennessee at SEC Tournament. Made a career-high three three's in a career-best 23 minutes of action. Also scored 10 points in First Four game vs. Wichita State.
- ✪ Scored career-high 10 points vs. Detroit - tied his career high with three made field goals.
- ✪ Signed with the Commodores in November of 2014.
- ✪ Was ranked as the sixth-best player in the state of Illinois and a four-star prospect by ESPN, and was also ranked as the 113th-best prospect in the nation by Rivals.com.
- ✪ Toye and his twin sister Elizabeth are both Division I basketball players - Elizabeth plays for Wisconsin.
- ✪ Attended Whitney Young High School in Chicago, where he was named as a First-Team All-City selection.
- ✪ Averaged 18.0 points, 7.0 rebounds, 2.0 assists, 2.0 steals, and 1.5 blocks as a senior.
- ✪ Chose the Commodores over Iowa, Memphis, Creighton, Bradley, UIC, and Missouri.
- ✪ Recipient of the Edie and David Johnson Family Basketball Scholarship.
- ✪ Advice to youngsters: "Don't let negative influences in your life."

TOYE GAME-BY-GAME (SOPHOMORE)

Opponent	M	FG-A	3P-A	FT-A	Reb	PF	A	T	B	S	PTS
N11 vs. Marquette	21	2-4	0-2	4-6	2	1	2	1	0	0	8
N15 Belmont	14	1-3	0-1	1-2	6	0	0	1	0	0	3
N18 Norfolk State	21	1-3	0-1	3-4	3	2	2	0	0	0	2
N21 Bucknell	22	0-4	0-2	0-0	2	2	2	1	0	1	0
N24 vs. Butler	14	3-5	0-1	1-2	2	4	0	1	0	1	7
N25 vs. Santa Clara	9	1-2	1-1	0-0	0	0	1	0	0	0	3
N29 Tennessee State	11	2-3	0-0	1-2	2	1	0	1	0	0	5
D3 vs. Minnesota	7	0-3	0-0	0-0	2	0	0	0	0	0	0
D6 High Point	18	1-5	1-2	3-4	5	1	1	1	0	0	6
D8 @ M. Tennessee	8	1-2	1-1	0-0	1	0	1	1	0	0	3
D17 Chattanooga	19	3-5	0-0	4-4	2	3	2	1	0	0	10
D21 @ Dayton	22	0-2	0-1	2-2	3	2	1	2	0	1	2
D29 @ LSU	11	3-5	2-2	0-0	2	3	1	0	0	1	8
J4 Auburn	19	4-7	1-4	0-0	2	3	3	3	0	1	9

Toye's Overall Statistics at Vanderbilt

Year	GP	GS	Min	Avg	FG	FGA	Pct	3FG	3FGA	Pct	FT	FTA	Pct	Off	Def	Tot	Avg	PF	FO	Ast	TO	Blk	Stl	Pts	Avg
2015-16	30	0	257	8.6	37	74	.500	9	21	.429	25	39	.641	7	30	37	1.2	28	0	10	13	2	6	108	3.6
2016-17	14	0	216	15.4	22	53	.415	6	18	.333	19	26	.731	8	26	34	2.4	22	0	16	13	0	5	69	4.9
TOTAL	44	0	473	10.8	59	127	.465	15	39	.385	44	65	.677	15	56	71	1.6	50	0	26	26	2	11	177	4.0

Toye's SEC Statistics at Vanderbilt

Year	GP	GS	Min	Avg	FG	FGA	Pct	3FG	3FGA	Pct	FT	FTA	Pct	Off	Def	Tot	Avg	PF	FO	Ast	TO	Blk	Stl	Pts	Avg
2015-16	17	0	100	5.9	11	27	.407	2	9	.222	9	13	.692	2	11	13	0.8	9	0	3	8	1	3	33	1.9
2016-17	2	0	30	15.0	7	12	.583	3	6	.500	0	0	.000	0	4	4	2.0	6	0	4	3	0	2	17	8.5
TOTAL	19	0	130	6.8	18	39	.462	5	15	.333	9	13	.692	2	15	17	0.9	15	0	7	11	1	5	50	2.6





PAYTON WILLIS

1

Freshman, Guard
6'4" 182 lbs.
Fayetteville, Ark.
Fayetteville HS

SEASON HIGHS

Points: 17, vs. Butler (11/24/16)
FG Made: 5, vs. Butler (11/24/16)
FG Atts: 8, vs. Butler (11/24/16)
3FG Made: 3, 2x, last at LSU (12/29/16)
3FG Atts: 6, at LSU (12/29/16)
FT Made: 5, vs. Butler (11/24/16)
FT Atts: 6, 2x, last vs. Butler (11/24/16)
Rebounds: 5, vs. Auburn (1/4/17)
Assists: 8, vs. Santa Clara (11/25/16)
Turnovers: 5, vs. Minnesota (12/3/16)
Blocks: 1, at Dayton (12/21/16)
Steals: 2, at LSU (12/29/16)
Minutes: 32, 2x, last vs. Auburn (1/4/17)

CAREER HIGHS

Points: 17, vs. Butler (11/24/16)
FG Made: 5, vs. Butler (11/24/16)
FG Atts: 8, vs. Butler (11/24/16)
3FG Made: 3, 2x, last at LSU (12/29/16)
3FG Atts: 6, at LSU (12/29/16)
FT Made: 5, vs. Butler (11/24/16)
FT Atts: 6, 2x, last vs. Butler (11/24/16)
Rebounds: 5, vs. Auburn (1/4/17)
Assists: 8, vs. Santa Clara (11/25/16)
Turnovers: 5, vs. Minnesota (12/3/16)
Blocks: 1, at Dayton (12/21/16)
Steals: 2, at LSU (12/29/16)
Minutes: 32, 2x, last vs. Auburn (1/4/17)

WILLIS NOTEBOOK

- ✪ Posted a career-high five rebounds against Auburn.
- ✪ Scored 11 points in win at LSU. Was 4-7 from floor and 3-6 from three.
- ✪ Started last eight games at point guard for the Commodores.
- ✪ Tallied 13 points and was 3-4 from floor vs. High Point.
- ✪ Scored career-high 17 points vs. Butler; made first career start vs. Santa Clara and dished out career-high eight assists vs. Broncos.
- ✪ Signed with the Commodores in the fall of 2015.
- ✪ Third ever Commodore from the state of Arkansas and first since Ralph Childs played for Vanderbilt in the 1955-56 season.
- ✪ Attended Fayetteville High School in Fayetteville, Arkansas, averaged 15.9 points, 3.6 rebounds, 3.5 assists, and 1.5 steals per game while also shooting 44.7% from three in his junior season and was honored as an all-conference and all-state selection as a sophomore and junior.
- ✪ Was ranked as the second-ranked player in the state of Arkansas, the 22nd-best point guard in the country by 247sports.com, and ranked as the 119th-best player in the nation by Rivals.com.

WILLIS GAME-BY-GAME (FRESHMAN)

Opponent	M	FG-A	3P-A	FT-A	Reb	PF	A	T	B	S	PTS
N11 vs. Marquette	8	1-3	0-1	1-6	2	1	1	0	0	1	3
N15 Belmont	16	3-5	1-3	3-4	1	1	0	2	0	1	10
N18 Norfolk State	20	1-4	0-1	0-0	4	1	5	3	0	0	2
N21 Bucknell	9	1-3	0-0	0-0	0	0	0	0	0	0	2
N24 vs. Butler	27	5-8	2-5	5-6	3	2	2	2	1	0	17
N25 vs. Santa Clara*	32	2-5	1-4	0-0	4	0	8	4	0	0	5
N29 Tennessee State*	23	2-4	1-3	4-4	2	3	3	3	0	0	9
D3 vs. Minnesota*	23	1-2	1-1	0-0	1	0	1	5	0	1	3
D6 High Point*	23	4-5	3-4	2-2	2	2	4	1	0	1	13
D8 @ M. Tennessee*	16	0-1	0-1	2-2	2	1	2	1	0	0	2
D17 Chattanooga*	28	3-6	0-1	1-2	4	1	3	1	0	0	7
D21 @ Dayton*	28	4-7	1-4	0-0	1	0	2	4	1	1	9
D29 @ LSU*	22	4-7	3-6	0-0	0	1	2	3	0	2	11
J4 Auburn*	32	3-6	1-4	0-0	5	2	6	3	0	1	7

Willis' Overall Statistics at Vanderbilt

Year	GP	GS	Min	Avg	FG	FGA	Pct	3FG	3FGA	Pct	FT	FTA	Pct	Off	Def	Tot	Avg	PF	FO	Ast	TO	Blk	Stl	Pts	Avg
2016-17	14	9	307	21.9	34	66	.515	14	38	.368	18	26	.692	11	20	31	2.2	14	0	39	32	2	8	100	7.1
TOTAL	14	9	307	21.9	34	66	.515	14	38	.368	18	26	.692	11	20	31	2.2	14	0	39	32	2	8	100	7.1

Willis' SEC Statistics at Vanderbilt

Year	GP	GS	Min	Avg	FG	FGA	Pct	3FG	3FGA	Pct	FT	FTA	Pct	Off	Def	Tot	Avg	PF	FO	Ast	TO	Blk	Stl	Pts	Avg
2016-17	2	2	54	27.0	7	13	.538	4	10	.400	0	0	.000	1	4	5	2.5	3	0	8	6	0	3	18	9.0
TOTAL	2	2	54	27.0	7	13	.538	4	10	.400	0	0	.000	1	4	5	2.5	3	0	8	6	0	3	18	9.0



2016-17 Vanderbilt Basketball
 Vanderbilt Combined Team Statistics (as of Jan 06, 2017)
 All games



RECORD:	OVERALL	HOME	AWAY	NEUTRAL
ALL GAMES	8-6	6-1	1-2	1-3
CONFERENCE	2-0	1-0	1-0	0-0
NON-CONFERENCE	6-6	5-1	0-2	1-3

#	Player	gp-gs	min	avg	Total		3-Point		F-Throw		Rebounds				pf	dq	a	to	blk	stl	pts	avg
					fg-fga	fg%	3fg-fga	3fg%	ft-fta	ft%	off	def	tot	avg								
05	FISHER-DAVIS, Matth	14-14	422	30.1	73-165	.442	44-101	.436	56-68	.824	5	43	48	3.4	21	0	18	29	3	9	246	17.6
03	KORNET, Luke	14-14	399	28.5	53-138	.384	14-45	.311	56-67	.836	25	56	81	5.8	32	0	18	24	28	7	176	12.6
11	ROBERSON, Jeff	14-14	445	31.8	47-130	.362	17-57	.298	30-40	.750	27	80	107	7.6	35	1	30	32	7	10	141	10.1
13	LACHANCE, Riley	14-14	420	30.0	45-83	.542	30-51	.588	16-18	.889	5	39	44	3.1	34	1	60	21	1	9	136	9.7
01	WILLIS, Payton	14-9	307	21.9	34-66	.515	14-38	.368	18-26	.692	11	20	31	2.2	14	0	39	32	2	8	100	7.1
24	CRESSLER, Nolan	14-4	268	19.1	34-66	.515	12-23	.522	7-10	.700	15	34	49	3.5	24	1	17	14	0	9	87	6.2
02	TOYE, Joe	14-0	216	15.4	22-53	.415	6-18	.333	19-26	.731	8	26	34	2.4	22	0	16	13	0	5	69	4.9
12	BAPTISTE, Djery	14-1	141	10.1	14-29	.483	0-0	.000	6-10	.600	12	17	29	2.1	29	0	1	9	7	2	34	2.4
15	BROWN, Clevon	13-0	117	9.0	10-23	.435	5-13	.385	2-3	.667	8	15	23	1.8	14	0	1	7	6	0	27	2.1
Team											19	30	49				4					
Total.....		14	2800		336-769	.437	143-354	.404	213-274	.777	135	366	501	35.8	231	3	207	189	54	62	1028	73.4
Opponents.....		14	2800		347-801	.433	109-293	.372	168-242	.694	124	332	456	32.6	245	-	174	163	41	79	971	69.4

TEAM STATISTICS	VU	OPP	Date	Opponent	Score	Att.
SCORING	1028	971	^	11/11/16	vs Marquette	L 71-95 4116
Points per game	73.4	69.4		11/15/16	BELMONT	w 80-66 9116
Scoring margin	+4.1	-	+	11/18/16	NORFOLK STATE	w 75-52 8205
FIELD GOALS-ATT	336-769	347-801	+	11/21/16	BUCKNELL	L 72-75 8243
Field goal pct	.437	.433	#	11/24/16	vs Butler	L 66-76 2537
3 POINT FG-ATT	143-354	109-293	#	11/25/16	vs Santa Clara	w 76-66 3000
3-point FG pct	.404	.372		11/29/16	TENNESSEE STATE	w 83-59 8445
3-pt FG made per game	10.2	7.8	%	12/03/16	vs Minnesota	L 52-56 3250
FREE THROWS-ATT	213-274	168-242		12/06/16	HIGH POINT	w 90-63 8288
Free throw pct	.777	.694		12/08/16	at Middle Tennessee	L 48-71 9606
F-Throws made per game	15.2	12.0		12/17/16	CHATTANOOGA	w 76-74 9376
REBOUNDS	501	456		12/21/16	at Dayton	L 63-68 12828
Rebounds per game	35.8	32.6	*	12/29/16	at LSU	w 96-89 7853
Rebounding margin	+3.2	-	*	01/04/17	AUBURN	w 80-61 9918
ASSISTS	207	174				
Assists per game	14.8	12.4	^ = Veterans Classic presented by Northwestern Mutual, Annapolis, Md.			
TURNOVERS	189	163	+ = Continental Tire Las Vegas Invitational, Nashville, Tenn.			
Turnovers per game	13.5	11.6	# = Continental Tire Las Vegas Invitational, Las Vegas, Nev.			
Turnover margin	-1.9	-	% = Sanford Pentagon, Sioux Falls, S.D.			
Assist/turnover ratio	1.1	1.1	* = Conference game			
STEALS	62	79				
Steals per game	4.4	5.6				
BLOCKS	54	41				
Blocks per game	3.9	2.9				
ATTENDANCE	61591	43190				
Home games-Avg/Game	7-8799	3-10096				
Neutral site-Avg/Game	-	4-3226				

Score by Periods	1st	2nd	Totals
Vanderbilt	515	513	1028
Opponents	441	530	971



2016-17 Vanderbilt Basketball
 Vanderbilt Combined Team Statistics (as of Jan 04, 2017)
 Conference games



RECORD:	OVERALL	HOME	AWAY	NEUTRAL
ALL GAMES	2-0	1-0	1-0	0-0
CONFERENCE	2-0	1-0	1-0	0-0
NON-CONFERENCE	0-0	0-0	0-0	0-0

#	Player	gp-gs	min	avg	Total		3-Point		F-Throw		Rebounds			pf	dq	a	to	blk	stl	pts	avg	
					fg-fga	fg%	3fg-fga	3fg%	ft-fta	ft%	off	def	tot									
05	FISHER-DAVIS, Matth	2-2	62	31.0	16-33	.485	11-23	.478	13-19	.684	0	11	11	5.5	3	0	2	4	0	2	56	28.0
13	LACHANCE, Riley	2-2	58	29.0	11-18	.611	6-11	.545	4-5	.800	0	5	5	2.5	6	1	8	5	0	2	32	16.0
03	KORNET, Luke	2-2	64	32.0	9-16	.563	3-6	.500	3-5	.600	5	10	15	7.5	5	0	4	1	4	3	24	12.0
01	WILLIS, Payton	2-2	54	27.0	7-13	.538	4-10	.400	0-0	.000	1	4	5	2.5	3	0	8	6	0	3	18	9.0
24	CRESSLER, Nolan	2-0	37	18.5	7-7	1.000	3-3	1.000	1-2	.500	1	3	4	2.0	1	0	2	1	0	1	18	9.0
02	TOYE, Joe	2-0	30	15.0	7-12	.583	3-6	.500	0-0	.000	0	4	4	2.0	6	0	4	3	0	2	17	8.5
11	ROBERSON, Jeff	2-2	71	35.5	2-15	.133	0-6	.000	7-9	.778	5	13	18	9.0	5	0	8	4	1	3	11	5.5
15	BROWN, Clevon	1-0	8	8.0	0-0	.000	0-0	.000	0-0	.000	1	0	1	1.0	0	0	0	0	1	0	0	0.0
12	BAPTISTE, Djery	2-0	16	8.0	0-2	.000	0-0	.000	0-0	.000	2	0	2	1.0	3	0	0	0	0	0	0	0.0
Team											2	3	5				1					
Total.....		2	400		59-116	.509	30-65	.462	28-40	.700	17	53	70	35.0	32	1	36	25	6	16	176	88.0
Opponents.....		2	400		53-122	.434	23-49	.469	21-29	.724	18	48	66	33.0	35	-	26	27	7	15	150	75.0

TEAM STATISTICS	VU	OPP	Date	Opponent	Score	Att.
SCORING	176	150	* 12/29/16	at LSU	w 96-89	7853
Points per game	88.0	75.0	* 01/04/17	AUBURN	w 80-61	9918
Scoring margin	+13.0	-	^ = Veterans Classic presented by Northwestern Mutual, Annapolis, Md.			
FIELD GOALS-ATT	59-116	53-122	+ = Continental Tire Las Vegas Invitational, Nashville, Tenn.			
Field goal pct	.509	.434	# = Continental Tire Las Vegas Invitational, Las Vegas, Nev.			
3 POINT FG-ATT	30-65	23-49	% = Sanford Pentagon, Sioux Falls, S.D.			
3-point FG pct	.462	.469	* = Conference game			
3-pt FG made per game	15.0	11.5				
FREE THROWS-ATT	28-40	21-29				
Free throw pct	.700	.724				
F-Throws made per game	14.0	10.5				
REBOUNDS	70	66				
Rebounds per game	35.0	33.0				
Rebounding margin	+2.0	-				
ASSISTS	36	26				
Assists per game	18.0	13.0				
TURNOVERS	25	27				
Turnovers per game	12.5	13.5				
Turnover margin	+1.0	-				
Assist/turnover ratio	1.4	1.0				
STEALS	16	15				
Steals per game	8.0	7.5				
BLOCKS	6	7				
Blocks per game	3.0	3.5				
ATTENDANCE	9918	7853				
Home games-Avg/Game	1-9918	1-7853				
Neutral site-Avg/Game	-	0-0				

Score by Periods	1st	2nd	Totals
Vanderbilt	91	85	176
Opponents	71	79	150



2016-17 Vanderbilt Basketball
 Vanderbilt Team Game-by-Game (as of Jan 06, 2017)
 All games



TEAM STATISTICS

Opponent	Date	Score		Total		3-Pointers		Free throws		Rebounds				pf	a	t/o	blk	stl	pts	avg
				fg-fga	pct	3fg-fga	pct	ft-fta	pct	off	def	tot	avg							
vs Marquette	11/11/16	71-95	L	23-58	.397	8-24	.333	17-26	.654	11	26	37	37.0	10	13	19	5	4	71	71.0
BELMONT	11/15/16	80-66	W	23-50	.460	9-18	.500	25-31	.806	7	34	41	39.0	15	13	14	4	2	80	75.5
NORFOLK STATE	11/18/16	75-52	W	21-56	.375	10-28	.357	23-28	.821	15	31	46	41.3	19	16	13	9	4	75	75.3
BUCKNELL	11/21/16	72-75	L	29-62	.468	7-18	.389	7-9	.778	9	18	27	37.8	16	15	8	2	4	72	74.5
vs Butler	11/24/16	66-76	L	22-52	.423	7-22	.318	15-19	.789	8	25	33	36.8	29	11	16	4	5	66	72.8
vs Santa Clara	11/25/16	76-66	W	24-48	.500	15-28	.536	13-17	.765	7	25	32	36.0	15	18	13	1	1	76	73.3
TENNESSEE STATE	11/29/16	83-59	W	25-46	.543	10-23	.435	23-30	.767	13	26	39	36.4	19	12	19	3	6	83	74.7
vs Minnesota	12/03/16	52-56	L	19-63	.302	8-25	.320	6-9	.667	14	32	46	37.6	13	12	12	4	4	52	71.9
HIGH POINT	12/06/16	90-63	W	29-50	.580	19-32	.594	13-15	.867	6	20	26	36.3	16	23	13	3	8	90	73.9
at Middle Tennessee	12/08/16	48-71	L	17-53	.321	5-19	.263	9-13	.692	5	28	33	36.0	10	9	13	2	3	48	71.3
CHATTANOOGA	12/17/16	76-74	W	22-50	.440	6-21	.286	26-29	.897	8	19	27	35.2	18	16	11	4	2	76	71.7
at Dayton	12/21/16	63-68	L	23-65	.354	9-31	.290	8-8	1.000	15	29	44	35.9	19	13	13	7	3	63	71.0
at LSU	12/29/16	96-89	W	31-58	.534	16-32	.500	18-24	.750	9	20	29	35.4	15	18	11	1	9	96	72.9
AUBURN	01/04/17	80-61	W	28-58	.483	14-33	.424	10-16	.625	8	33	41	35.8	17	18	14	5	7	80	73.4
Vanderbilt		1028		336-769	.437	143-354	.404	213-274	.777	135	366	501	35.8	231	207	189	54	62	1028	73.4
Opponents		971		347-801	.433	109-293	.372	168-242	.694	124	332	456	32.6	245	174	163	41	79	971	69.4

Games played: 14
 Points/game: 73.4
 FG Pct: 43.7
 3FG Pct: 40.4
 FT Pct: 77.7

Rebounds/game: 35.8
 Assists/game: 14.8
 Turnovers/game: 13.5
 Assist/turnover ratio: 1.1
 Steals/game: 4.4
 Blocks/game: 3.9



2016-17 Vanderbilt Basketball
 Vanderbilt Opponent Game-by-Game (as of Jan 06, 2017)
 All games



OPPONENT STATISTICS

Opponent	Date	Score		Total		3-Pointers		Free throws		Rebounds				pf	a	t/o	blk	stl	pts	avg
				fg-fga	pct	3fg-fga	pct	ft-fa	pct	off	def	tot	avg							
vs Marquette	11/11/16	71-95	L	39-74	.527	13-31	.419	4-5	.800	10	29	39	39.0	23	22	12	4	13	95	95.0
BELMONT	11/15/16	80-66	W	24-68	.353	9-41	.220	9-13	.692	10	23	33	36.0	23	15	9	2	4	66	80.5
NORFOLK STATE	11/18/16	75-52	W	18-60	.300	2-11	.182	14-20	.700	13	23	36	36.0	21	2	12	1	3	52	71.0
BUCKNELL	11/21/16	72-75	L	27-53	.509	8-19	.421	13-17	.765	8	25	33	35.2	10	9	11	4	4	75	72.0
vs Butler	11/24/16	66-76	L	21-52	.404	9-25	.360	25-36	.694	12	24	36	35.4	17	14	12	1	6	76	72.8
vs Santa Clara	11/25/16	76-66	W	23-49	.469	6-21	.286	14-15	.933	1	20	21	33.0	20	8	9	1	0	66	71.7
TENNESSEE STATE	11/29/16	83-59	W	20-49	.408	7-15	.467	12-25	.480	9	11	20	31.1	20	8	14	3	3	59	69.9
vs Minnesota	12/03/16	52-56	L	23-59	.390	3-9	.333	7-15	.467	10	31	41	32.4	7	15	9	8	7	56	68.1
HIGH POINT	12/06/16	90-63	W	19-41	.463	12-15	.800	13-16	.813	4	17	21	31.1	17	12	19	1	5	63	67.6
at Middle Tennessee	12/08/16	48-71	L	28-61	.459	7-24	.292	8-13	.615	7	32	39	31.9	14	15	6	3	10	71	67.9
CHATTANOOGA	12/17/16	76-74	W	29-54	.537	3-11	.273	13-19	.684	11	22	33	32.0	24	11	14	3	3	74	68.5
at Dayton	12/21/16	63-68	L	23-59	.390	7-22	.318	15-19	.789	11	27	38	32.5	14	17	9	3	6	68	68.4
at LSU	12/29/16	96-89	W	31-54	.574	17-28	.607	10-16	.625	6	23	29	32.2	17	18	15	3	7	89	70.0
AUBURN	01/04/17	80-61	W	22-68	.324	6-21	.286	11-13	.846	12	25	37	32.6	18	8	12	4	8	61	69.4
Opponents		971		347-801	.433	109-293	.372	168-242	.694	124	332	456	32.6	245	174	163	41	79	971	69.4
Vanderbilt		1028		336-769	.437	143-354	.404	213-274	.777	135	366	501	35.8	231	207	189	54	62	1028	73.4

Games played: 14
 Points/game: 69.4
 FG Pct: 43.3
 3FG Pct: 37.2
 FT Pct: 69.4

Rebounds/game: 32.6
 Assists/game: 12.4
 Turnovers/game: 11.6
 Assist/turnover ratio: 1.1
 Steals/game: 5.6
 Blocks/game: 2.9



2016-17 Vanderbilt Basketball
 Vanderbilt Points-Rebounds-Assists (as of Jan 06, 2017)
 All games



Opponent	Date	Score		01	02	03	05	11	12	13
				WILLIS,PAY	TOYE,JOE	KORNET,LUK	FISHER-DAV	ROBERSON,J	BAPTISTE,D	LACHANCE,R
vs Marquette	11/11/16	71-95	L	3-2-1	8-2-2	15-5-1	12-0-1	9-10-2	1-1-0	9-2-2
BELMONT	11/15/16	80-66	w	10-1-0	3-6-0	20-7-2	16-3-0	10-8-4	8-3-0	5-3-4
NORFOLK STATE	11/18/16	75-52	w	2-4-5	5-3-2	9-5-0	18-3-2	11-11-3	7-7-0	12-4-1
BUCKNELL	11/21/16	72-75	L	2-0-0	0-2-2	19-6-1	23-2-0	8-6-5	2-5-0	10-1-6
vs Butler	11/24/16	66-76	L	17-3-2	7-2-0	5-5-1	2-3-0	11-4-1	2-2-0	7-4-6
vs Santa Clara	11/25/16	76-66	w	5-4-8	3-0-1	18-6-0	14-2-2	12-4-1	4-0-0	17-4-6
TENNESSEE STATE	11/29/16	83-59	w	9-2-3	5-2-0	12-6-1	22-5-1	13-5-0	4-3-0	12-2-5
vs Minnesota	12/03/16	52-56	L	3-1-1	0-2-0	12-6-1	8-3-4	12-16-1	2-2-0	9-7-5
HIGH POINT	12/06/16	90-63	w	13-2-4	6-5-1	8-3-1	19-3-3	14-3-2	0-1-0	14-2-7
at Middle Tennessee	12/08/16	48-71	L	2-2-2	3-1-1	8-5-1	13-3-1	11-8-0	0-0-0	2-4-2
CHATTANOOGA	12/17/16	76-74	w	7-4-3	10-2-2	18-4-2	18-7-2	11-5-2	4-2-0	7-1-4
at Dayton	12/21/16	63-68	L	9-1-2	2-3-1	8-8-3	25-3-0	8-9-1	0-1-1	0-5-4
at LSU	12/29/16	96-89	w	11-0-2	8-2-1	14-4-2	23-4-0	6-11-6	0-1-0	24-1-5
AUBURN	01/04/17	80-61	w	7-5-6	9-2-3	10-11-2	33-7-2	5-7-2	0-1-0	8-4-3

Opponent	Date	Score		15	24
				BROWN,CLEV	CRESSLER,N
vs Marquette	11/11/16	71-95	L	5-2-0	7-9-1
BELMONT	11/15/16	80-66	w	0-0-0	5-5-3
NORFOLK STATE	11/18/16	75-52	w	6-3-0	3-3-1
BUCKNELL	11/21/16	72-75	L	0-1-0	8-1-1
vs Butler	11/24/16	66-76	L	6-4-0	8-3-0
vs Santa Clara	11/25/16	76-66	w	0-3-0	3-3-0
TENNESSEE STATE	11/29/16	83-59	w	0-2-0	5-5-1
vs Minnesota	12/03/16	52-56	L	0-0-0	6-4-0
HIGH POINT	12/06/16	90-63	w	3-0-0	10-4-5
at Middle Tennessee	12/08/16	48-71	L	6-4-1	3-2-1
CHATTANOOGA	12/17/16	76-74	w	1-1-0	0-0-1
at Dayton	12/21/16	63-68	L	0-2-0	11-6-1
at LSU	12/29/16	96-89	w	DNP	10-3-2
AUBURN	01/04/17	80-61	w	0-1-0	8-1-0