



Vanderbilt (8-7, 2-1) vs. #6/6 Kentucky (13-2, 3-0)
Nashville, Tenn. - Memorial Gym - 6 p.m. CT

TV: ESPN
TV Talent: Brent Musberger (play by play), Sean Farnham (color), Kaylee Hartung (sidelines)
Radio: Vanderbilt Radio Network from IMG College, vucommidores.com
Radio Talent: Joe Fisher (pxp), Tim Thompson (analyst)
Satellite Radio: XM 145, Sirius 190
Live Stats: vucommidores.com
Twitter Updates: @VandyMBB

Vanderbilt Athletic Communications

2601 Jess Neely Drive, Nashville, TN 37212
phone: 615-322-4121
www.vucommidores.com

VANDERBILT SCHEDULE/RESULTS

NOVEMBER					
Date	VU	Opp	Opponent	Time/Result	TV/Rec.
Nov. 11	-	-	Marquette#	L, 71-95	0-1
Nov. 15	-	-	Belmont	W, 80-66	1-1
Nov. 18	-	-	Norfolk St. ^	W, 75-52	2-1
Nov. 21	-	-	Bucknell^	L, 72-75	2-2
Nov. 24	-	RW/RV	Butler	L, 66-76	2-3
Nov. 25	-	-	Santa Clara	W, 76-66	3-3
Continental Tire Las Vegas Invitational, Las Vegas, Nev.					
Nov. 29	-	-	Tennessee St.	W, 83-59	4-3

DECEMBER					
Date	VU	Opp	Opponent	Time	TV/Rec.
Dec. 3	-	RW/-	Minnesota+	L, 52-56	4-4
Dec. 6	-	-	High Point	W, 90-63	5-4
Dec. 8	-	-	M. Tennessee	L, 48-71	5-5
Dec. 17	-	-	Chattanooga	W, 76-74	6-5
Dec. 21	-	-	Dayton	L, 63-68	6-6
Dec. 29	-	-	LSU*	W, 96-89	7-6, 1-0

JANUARY					
Date	VU	Opp	Opponent	Time	TV/Rec.
Jan. 4	-	-	Auburn*	W, 80-61	8-6, 2-0
Jan. 7	-	-	Alabama*	L, 56-59	8-7, 2-1
Jan. 10	-	6/6	Kentucky*	6 pm	ESPN
Jan. 14	-	-	Tennessee*	7:30 pm	SECN
Jan. 17	-	-	Georgia*	8 pm	ESPNU
Jan. 21	-	-	Florida*	11 am	CBS
Jan. 24	-	-	Arkansas*	7:30 pm	SECN
Jan. 28	-	-	Iowa State%	3 pm	ESPN2
Jan. 31	-	-	Texas A&M*	8 pm	ESPNU



FEBRUARY					
Date	VU	Opp	Opponent	Time	TV/Rec.
Feb. 4	-	-	Ole Miss*	2 pm	ESPNU
Feb. 7	-	-	Arkansas*	7:30 pm	SECN
Feb. 11	-	-	Missouri*	2:30 pm	SECN
Feb. 16	-	-	Texas A&M*	6 pm	ESPN/2
Feb. 18	-	-	S. Carolina*	7:30 pm	SECN
Feb. 22	-	-	Tennessee*	5:30 pm	SECN
Feb. 25	-	-	Miss. State*	3 pm	ESPNU
Feb. 28	-	-	Kentucky*	8 pm	ESPN

MARCH					
Date	VU	Opp	Opponent	Time	TV/Rec.
Mar. 4	-	-	Florida*	1 pm	ESPN/2

ALL TIMES CENTRAL







RANKINGS: AP/ESPN
 *SEC GAME; #Northwestern Mutual Veterans Classic, Annapolis, Md.;
 ^Continental Tire Las Vegas Invitational, Nashville, Tenn.;
 +Sanford Pentagon, Sioux Falls, S.D.; %SEC/Big 12 Challenge;
 SECN: SEC Network; SECN+: SEC Network Plus;
 CBSSN: CBS Sports Network; TWSC: Time Warner Sports Channel

GAME INFORMATION

 <p>2016-17 Record: 8-7, 2-1 SEC Head Coach: Bryce Drew Career Record: 132-56 (6) VU Record: 8-7 (1)</p> <p>2016-17 LEADERS Points: M. Fisher-Davis (16.9) Rebounds: Jeff Roberson (7.2) Assists: Riley LaChance (4.2) Blocks: Luke Kornet (2.1)</p>	<p>SERIES INFORMATION</p> <p>Series Record: UK leads, 140-47. Last Meeting: VU win, 74-62, on 2/27/16 Record at Vanderbilt: UK leads 52-27. Record at Kentucky: UK leads 83-15 Record at Neutral Site: Tied at 5. Coach Drew vs. Kentucky: Coach Drew has never faced Kentucky.</p>	 <p>2016-17 Record: 13-2, 3-0 SEC Head Coach: John Calipari Career Record: 633-187 (25) Kentucky Record: 230-49 (8)</p> <p>2016-17 LEADERS Points: Malik Monk (21.9) Rebounds: Bam Adebayo (7.3) Assists: De'Aaron Fox (6.7) Blocks: Bam Adebayo (1.8)</p>
---	---	---

QUICK HITTERS

- ★ The Commodores dropped to 8-7 overall and 2-1 in SEC play after the loss to the Crimson Tide.
- ★ Luke Kornet added his second consecutive double-double and seventh of his career with 15 points and a season-high 13 rebounds. Kornet also blocked four shots for the second consecutive game.
- ★ Vanderbilt limited the Tide to only 31.7% from the floor and 28.0% from three, but Alabama outrebounded the Commodores, 50-35, and 20-8 on the offensive glass. The Tide outscored VU, 18-8, in second-chance points.
- ★ Vanderbilt made 10 threes in the game. The Commodores have made 10 or more threes in seven games this year. It was the first game Vanderbilt has lost this year when making 10 or more threes.
- ★ Vanderbilt is averaging 13.3 made three's per game in league play so far this season (total of 40 made).
- ★ The meeting with Kentucky will be the 188th meeting in the series and the 90th meeting played in Nashville. The Wildcats own a 140-47 record against the Commodores and a 52-27 record in games played in Nashville.
- ★ Vanderbilt is 4-10 against Kentucky with John Calipari at the helm of the Wildcat program.
- ★ Matthew Fisher-Davis' 33 points against Auburn on January 4 was the first time a Commodore scored that many points since March 4, 2009, when A.J. Ogilvy scored 33 points in a win over LSU.
- ★ Fisher-Davis also knocked down seven 3-pointers, a new career-high against the Tigers. He was the first Vanderbilt player to make seven three's in a game since John Jenkins made seven against Lafayette on December 21, 2011.
- ★ The Commodores are in their 84th season of SEC basketball - Vanderbilt is one of the founding members of the Southeastern Conference. Vanderbilt's next SEC win will be its 700th all-time league win.
- ★ Vanderbilt leads the SEC in three-point field goal percentage (40.3%) and in threes made (10.2) and second in free throw percentage (77.4%).
- ★ Fisher-Davis leads the team in scoring with 16.9 points per game, while Kornet adds 12.7 points.
- ★ Making three's is not a new thing for this year's Commodore team. Combined in their career, current players have made 701 career threes. Fisher-Davis leads the way with 195. Cressler has 153, LaChance 141, and Roberson 111.
- ★ Riley LaChance leads the SEC in three-point field goal percentage (58.2%) and is fourth in assist-to-turnover ratio (2.5). He is also seventh in the league in assists (4.2) and eighth in three's made (2.1).
- ★ Fisher-Davis is sixth in the SEC in scoring, second in the league in three's made (3.0), and fifth in three-point field goal percentage (.421). Roberson ranks third in the SEC in defensive rebounding and is fifth in rebounding (7.2). Kornet is fourth in the SEC in blocks (2.1) and 9th in free throw percentage (.829).
- ★ Luke Kornet registering double-digit rebounds is usually a good thing for the Commodores. Vanderbilt is 9-1 when he registers double-figure rebounds and 6-1 when he tallies a double-double. In fact, in the last four years, the Commodores are 18-2 when a player has double-digit rebounds.
- ★ Senior guard Nolan Cressler, who transferred from Cornell after his sophomore season, is now only 3 points away from 1,000 in his career after scoring 10 points at Alabama.
- ★ Freshman point guard Payton Willis scored 10 points at Alabama, his fifth game this year scoring in double figures. Willis has started the last 10 games at point guard.
- ★ The game against Kentucky marks Vanderbilt's first game against a ranked opponent this season, although the Commodores current RPI Strength of Schedule is ranked 10th in the nation. Vanderbilt's overall record against ranked opponents is 90-226, and the Commodores have a home record of 62-74 all-time against ranked opponents.

1		<p>PAYTON WILLIS G ★ 6-4 ★ 182 ★ Fr. ★ Fayetteville, Ark.</p> <table border="1"> <thead> <tr> <th>PPG</th> <th>RPG</th> <th>APG</th> <th>SPG</th> <th>BPG</th> <th>MPG</th> </tr> </thead> <tbody> <tr> <td>7.3</td> <td>2.4</td> <td>2.9</td> <td>0.6</td> <td>0.1</td> <td>22.3</td> </tr> </tbody> </table>	PPG	RPG	APG	SPG	BPG	MPG	7.3	2.4	2.9	0.6	0.1	22.3	<p>NOTES: Scored a career-high 17 points vs. Butler... Has started 10 straight games at point guard position... Scored 11 points at LSU, 10 at Alabama...Dished out 6 assists vs. Auburn...3rd Commodore from Arkansas and 1st since Ralph Childs (1955-56).</p>	<p>CAREER HIGHS Pts. - 17, vs. Butler (11/24/16) Rebs. - 5, at Alabama (1/7/17) Ast. - 8, vs. Santa Clara (11/25/16) Min. - 32, vs. Santa Clara (11/25/16)</p>
PPG	RPG	APG	SPG	BPG	MPG											
7.3	2.4	2.9	0.6	0.1	22.3											
2		<p>JOE TOYE G/F ★ 6-7 ★ 208 ★ So. ★ Chicago, Ill.</p> <table border="1"> <thead> <tr> <th>PPG</th> <th>RPG</th> <th>APG</th> <th>SPG</th> <th>BPG</th> <th>MPG</th> </tr> </thead> <tbody> <tr> <td>4.7</td> <td>2.4</td> <td>1.1</td> <td>0.3</td> <td>0.1</td> <td>15.3</td> </tr> </tbody> </table>	PPG	RPG	APG	SPG	BPG	MPG	4.7	2.4	1.1	0.3	0.1	15.3	<p>NOTES: Played in all 15 games this season...Tied a career high with 10 points vs. UTC... Had nine points and 3 assists in win over Auburn...Attended Whitney Young High School in Chicago, where he was named as First-Team All-City.</p>	<p>CAREER HIGHS Pts. - 10, 2x, last vs. Tenn. (3/10/16) Rebs. - 6, vs. Belmont (11/15) Ast. - 2, vs. Norfolk St. (11/18/16) Min. - 23, vs. Tenn. (3/10/16)</p>
PPG	RPG	APG	SPG	BPG	MPG											
4.7	2.4	1.1	0.3	0.1	15.3											
3		<p>LUKE KORNET F ★ 7-1 ★ 250 ★ Sr. ★ Lantana, Texas</p> <table border="1"> <thead> <tr> <th>PPG</th> <th>RPG</th> <th>APG</th> <th>SPG</th> <th>BPG</th> <th>MPG</th> </tr> </thead> <tbody> <tr> <td>12.7</td> <td>6.3</td> <td>1.3</td> <td>0.5</td> <td>2.1</td> <td>29.1</td> </tr> </tbody> </table>	PPG	RPG	APG	SPG	BPG	MPG	12.7	6.3	1.3	0.5	2.1	29.1	<p>NOTES: 7'1 forward/center who hit game winning 3 vs. UTC; was 3-6 from 3 vs. Mocs...Second on team in scoring with 12.7 ppg...Scored 20 points vs. Belmont; made career-high 12 free throws...Has registered back-to-back double-doubles in last two games.</p>	<p>CAREER HIGHS Pts. - 24, vs. Tenn. St. (11/23/14) Rebs. - 14, at Tenn. (1/20/16) Ast. - 4, 2x, last vs. S.C. (2/7/15) Min. - 37, 4x, last at Alabama (1/7/17)</p>
PPG	RPG	APG	SPG	BPG	MPG											
12.7	6.3	1.3	0.5	2.1	29.1											
5		<p>MATTHEW FISHER-DAVIS G ★ 6-5 ★ 185 ★ Jr. ★ Charlotte, N.C.</p> <table border="1"> <thead> <tr> <th>PPG</th> <th>RPG</th> <th>APG</th> <th>SPG</th> <th>BPG</th> <th>MPG</th> </tr> </thead> <tbody> <tr> <td>16.9</td> <td>3.5</td> <td>1.2</td> <td>0.6</td> <td>0.2</td> <td>30.3</td> </tr> </tbody> </table>	PPG	RPG	APG	SPG	BPG	MPG	16.9	3.5	1.2	0.6	0.2	30.3	<p>NOTES: Scored career-high 33 points vs. Auburn; made 7 3's...Has scored 20+ points in 5 games this year, including 3 of last 4....Has 45 made threes this year... Shooting 42.1% this year from three (4th in SEC).. Made 79 3's last year and has 195 in his career.</p>	<p>CAREER HIGHS Pts. - 33, vs. Auburn (1/4/17) Rebs. - 11, vs. Wofford (12/19/15) Ast. - 5, at Ole Miss (3/7/15) Min. - 41, at Arkansas (1/5/16)</p>
PPG	RPG	APG	SPG	BPG	MPG											
16.9	3.5	1.2	0.6	0.2	30.3											
11		<p>JEFF ROBERSON F ★ 6-6 ★ 224 ★ Jr. ★ Houston, Texas</p> <table border="1"> <thead> <tr> <th>PPG</th> <th>RPG</th> <th>APG</th> <th>SPG</th> <th>BPG</th> <th>MPG</th> </tr> </thead> <tbody> <tr> <td>9.7</td> <td>7.2</td> <td>2.1</td> <td>0.7</td> <td>0.5</td> <td>31.1</td> </tr> </tbody> </table>	PPG	RPG	APG	SPG	BPG	MPG	9.7	7.2	2.1	0.7	0.5	31.1	<p>NOTES: Registered second double-double of year and 7th of career vs. Minnesota...Grabbed 11 rebounds at LSU...Had career-high 16 rebs. vs. Minnesota...Fifth in SEC in rebounding and third in defensive rebounding... Scored in double figures in nine games this year.</p>	<p>CAREER HIGHS Pts. - 20, vs. Texas A&M (2/4/16) Rebs. - 16, vs. Minnesota (12/3/16) Ast. - 5, 2x, last vs. Bucknell (11/21/16) Min. - 37, vs. Kentucky (2/27/16)</p>
PPG	RPG	APG	SPG	BPG	MPG											
9.7	7.2	2.1	0.7	0.5	31.1											
12		<p>DJERY BAPTISTE C ★ 6-10 ★ 240 ★ R-Fr. ★ Gonaives, Haiti</p> <table border="1"> <thead> <tr> <th>PPG</th> <th>RPG</th> <th>APG</th> <th>SPG</th> <th>BPG</th> <th>MPG</th> </tr> </thead> <tbody> <tr> <td>2.3</td> <td>1.9</td> <td>0.1</td> <td>0.2</td> <td>0.5</td> <td>9.7</td> </tr> </tbody> </table>	PPG	RPG	APG	SPG	BPG	MPG	2.3	1.9	0.1	0.2	0.5	9.7	<p>NOTES: Made first start of his career against Butler... Scored career-high eight points in win over Belmont... Posted seven points, seven rebounds and five blocks in win over Norfolk St... Speaks four languages...Redshirted last season.</p>	<p>CAREER HIGHS Pts. - 8, vs. Belmont (11/15/16) Rebs. - 7, vs. Norfolk St. (11/18/16) Ast. - Min. - 11, vs. Belmont (11/15/16)</p>
PPG	RPG	APG	SPG	BPG	MPG											
2.3	1.9	0.1	0.2	0.5	9.7											
13		<p>RILEY LACHANCE G ★ 6-2 ★ 192 ★ Jr. ★ Brookfield, Wis.</p> <table border="1"> <thead> <tr> <th>PPG</th> <th>RPG</th> <th>APG</th> <th>SPG</th> <th>BPG</th> <th>MPG</th> </tr> </thead> <tbody> <tr> <td>9.6</td> <td>3.1</td> <td>4.2</td> <td>0.6</td> <td>0.1</td> <td>30.4</td> </tr> </tbody> </table>	PPG	RPG	APG	SPG	BPG	MPG	9.6	3.1	4.2	0.6	0.1	30.4	<p>NOTES: Tallied season-high 24 points in win at LSU; also added 5 assists... Leads SEC in 3-point FG% at 58.2%... Fourth in SEC in A/T/O ratio (2.5)...Named to Las Vegas Invitational All-Tournament team...Scored in double figures in 41 career games.</p>	<p>CAREER HIGHS Pts. - 26, 2x, last vs. W. Carolina (12/16/14) Rebs. - 9, vs. Missouri (2/21/15) Ast. - 8, at Ole Miss (3/7/15) Min. - 42, 2x, last vs. Tenn. (2/11/15)</p>
PPG	RPG	APG	SPG	BPG	MPG											
9.6	3.1	4.2	0.6	0.1	30.4											
15		<p>CLEVON BROWN F ★ 6-8 ★ 219 ★ Fr. ★ San Antonio, Texas</p> <table border="1"> <thead> <tr> <th>PPG</th> <th>RPG</th> <th>APG</th> <th>SPG</th> <th>BPG</th> <th>MPG</th> </tr> </thead> <tbody> <tr> <td>1.9</td> <td>1.6</td> <td>0.1</td> <td>0.0</td> <td>0.4</td> <td>8.6</td> </tr> </tbody> </table>	PPG	RPG	APG	SPG	BPG	MPG	1.9	1.6	0.1	0.0	0.4	8.6	<p>NOTES: Tied a career high with six points at Middle Tennessee...Also set new career highs in rebounds (4), assists (1), and minutes (17) vs. Blue Raiders...Ranked as the 9th-best player in the state of Texas by Texas Hoops, and the 126th-ranked player nationally by Rivals.com.</p>	<p>CAREER HIGHS Pts. - 6, 2x, last vs. MT (12/8/16) Rebs. - 4, vs. MT (12/8/16) Ast. - 1, vs. MT (12/8/16) Min. - 17, vs. MT (12/8/16)</p>
PPG	RPG	APG	SPG	BPG	MPG											
1.9	1.6	0.1	0.0	0.4	8.6											
24		<p>NOLAN CRESSLER G ★ 6-4 ★ 210 ★ Sr. ★ Pittsburgh, Pa.</p> <table border="1"> <thead> <tr> <th>PPG</th> <th>RPG</th> <th>APG</th> <th>SPG</th> <th>BPG</th> <th>MPG</th> </tr> </thead> <tbody> <tr> <td>6.5</td> <td>3.5</td> <td>1.1</td> <td>0.6</td> <td>0.0</td> <td>19.5</td> </tr> </tbody> </table>	PPG	RPG	APG	SPG	BPG	MPG	6.5	3.5	1.1	0.6	0.0	19.5	<p>NOTES: Scored in double figures in three of last four games, including 10 points at Alabama...Shooting 51.9% from three...3 pts away from 1,000...Transferred to VU from Cornell in spring of '14...Averaged 16.8 pts, 4.2 rebs, and 1.6 assists in last year with Cornell.</p>	<p>CAREER HIGHS Pts. - 34, vs. Brown (2/22/14) Rebs. - 9, 3x, last vs. Marquette (11/11/16) Ast. - 5, vs. High Point (12/6/16) Min. - 37, 4x, last vs. Brown (2/22/14)</p>
PPG	RPG	APG	SPG	BPG	MPG											
6.5	3.5	1.1	0.6	0.0	19.5											

IBAS

HENRY
GENE
MOE
CLARENCE

**1,632
WINS**

SUTTONS

EDDIE
SCOTT
SEAN

**1,169
WINS**

DREWS

HOMER
SCOTT
BRYCE

**1,059
WINS**

**ALL-TIME
WINNINGEST COLLEGIATE
COACHING FAMILIES**

The Drew family is the third all-time winningest collegiate coaching family in college basketball history with 1,059 wins.

- Homer Drew - 640**
(Bethel College - 252; IU-South Bend - 17; Valparaiso - 371)
- Scott Drew - 287**
(Valparaiso - 20; Baylor - 267)
- Bryce Drew - 132**
(Valparaiso - 124; Vanderbilt - 8)

VU Staff Can Score

The Vanderbilt men's basketball staff has combined to score a total of 5,486 collegiate points, with head coach Bryce Drew leading the way with 2,142 points. Here's a breakdown of the staff's scoring totals.

Head Coach Bryce Drew, Valparaiso	2,142
Asst. Coach Casey Shaw, Toledo	1,562
Assoc. Head Coach Roger Powell, Jr., Illinois	1,178
Asst. Coach Jake Diebler, Valparaiso	586
Total	5,486

Kornet Excels in Classroom

Senior center Luke Kornet has been named to the SEC Academic Honor Roll in the three years he has played at Vanderbilt, and also been named a CoSIDA All-District Academic Selection in his sophomore and junior seasons. He was also recently named to the NABC Good Works team for his work in the Vanderbilt and Nashville communities and named a candidate for the Senior CLASS Award.

Kornet is double majoring in computer science and mathematics.

Memorial Gym close to 1,000

The matchup with Kentucky will be the 995th regular season game played at Memorial Gym.

The Commodores have a 778-216 record at the SEC's oldest facility, a winning percentage of .782.

Dores Drain Threes

Vanderbilt made 19 threes against High Point on December 6, which set a new school record for threes in a game, surpassing an 18-three performance at Tennessee on January 8, 2005.

The Commodores also set a new record for most 3-pointers made at Memorial Gym, passing the old mark of 16 that was set on Jan. 8, 1994 vs. South Carolina and then matched on Feb. 11, 1995 vs. Arkansas. The Commodores hit 12 of their 19 3-pointers in the first half.

VU Makes Gamewinner

The Commodores made their first game-winning basket in almost four years against Chattanooga on December 17, when Luke Kornet made a three with 2.9 seconds remaining to give VU the 76-74 win over the Mocs.

The game-winner was the first since Kevin Bright made a 15-footer from the baseline on February 27, 2013, to defeat Georgia, 63-62, at Memorial Gym.

Neutral Site Does

Vanderbilt has played in four neutral site games already this season - against Minnesota in Sioux Falls, S.D., the season opener vs. Marquette (Veterans Classic, Annapolis, Md.) and the two games at the Continental Tire Las Vegas Invitational (Butler, Santa Clara).

ABOUT KENTUCKY

QUICK FACTS

Location	Lexington, Ky.
Founded	1865
Conference	SEC
Enrollment	28,098
Nickname	Wildcats
Colors	Blue and White
Home Arena	Rupp Arena (23,000)
President	Eli Capilouto
Athletics Director	Mitch Barnhart
Basketball Staff	
Head Coach	John Calipari
Record Overall	633-187 (25)
UK Record:	230-49 (8)
Assistant Coaches	Tony Barbee, Kenny Payne, Joel Justus

- ★ Kentucky enters the game with a 13-2 record and a 3-0 mark in SEC play.
- ★ Freshman Malik Monk leads four UK players in double figures with 21.9 points per game. De'Aaron Fox (16.3), Isaiah Briscoe (15.2), and Bam Adebayo (13.1) also average double figures.
- ★ Kentucky holds a 140-47 all-time series lead between the two schools, and a 52-27 mark in games played at Vanderbilt.
- ★ Vanderbilt won the last meeting at Memorial Gym - a 74-62 win on Feb. 27, 2016. The two teams have met at Memorial Gym every year since 1953 except for one season (2015).
- ★ Senior Luke Kornet was born in Lexington, Ky.
- ★ Freshman Payton Willis and Wildcat Malik Monk both hail from the state of Arkansas. Monk was the top-ranked prospect coming out of the state in the class of 2016, with Willis ranked second.

CAREER BLOCKS LIST

TOTAL BLOCKS

PLAYER, YEARS	G	BS	BPG
1. Festus Ezeli, 2008-12	121	204	1.69
2. Luke Kornet, 2012-	108	171	1.58
3. Damian Jones, 2013-16	99	167	1.69
4. Will Perdue, 1984, 86-88	104	157	1.51
5. A.J. Ogilvy, 2007-10	96	145	1.51

BLOCKS PER GAME

PLAYER, YEARS	G	BS	BPG
t1. Damian Jones, 2013-16	99	167	1.69
t1. Festus Ezeli, 2008-12	121	204	1.69
3. Luke Kornet, 2012-	108	171	1.58
t4. A.J. Ogilvy, 2007-10	96	145	1.51
t4. Will Perdue, 1984, 86-88	104	157	1.51
6. Julian Terrell, 2003-06	124	116	0.94

STAT COMPARISON

	VU		UK	
	All	SEC	2016-17	SEC
Record	8-7	2-1	13-2	3-0
Scoring Offense	72.3	77.3	94.2	98.7
Scoring Defense	68.7	69.7	71.1	68.3
Scoring Margin	+3.6	+7.7	+23.1	+30.3
FG%	.432	.459	.490	.518
FG% Defense	.425	.395	.401	.401
3FG%	.403	.440	.349	.419
3FG% Defense	.365	.405	.297	.314
Free Throw %	.774	.694	.694	.733
Rebounding	35.7	35.0	41.9	38.7
Rebounding Margin	+2.0	-3.7	+5.4	+4.7
Turnovers/game	13.4	12.3	10.9	8.7
Opponent Turnovers	11.6	12.7	17.0	16.0
Steals	4.5	7.0	7.1	7.3
Blocks	3.9	3.7	6.5	5.3

LAST TIME VS. KENTUCKY

BOX SCORE

RECAP

Official Basketball Box Score -- Game Totals -- Final Statistics
Kentucky vs Vanderbilt
02/27/16 3 p.m. at Nashville, Tenn. (Memorial Gym)

Kentucky 62 • 21-8, 11-5 SEC

##	Player	f	Total			3-Ptr			Rebounds			PF	TP	A	TO	Blk	Stl	Min
			FG-FGA	FG-FGA	FT-FTA	FG-FGA	FG-FGA	FT-FTA	Off	Def	Tot							
00	Lee, Marcus	f	2-2	0-0	5-9	2	4	6	4	9	1	0	3	0	30			
22	Poythress, Alex	f	0-0	0-0	0-0	0	3	3	5	0	0	1	1	0	16			
03	Ulis, Tyler	g	5-20	0-7	2-4	1	2	3	3	12	6	1	0	1	39			
13	Briscoe, Isaiah	g	4-8	0-3	0-4	1	3	4	2	8	2	0	0	0	34			
23	Murray, Jamal	g	12-20	6-10	3-4	2	7	9	2	33	1	2	0	0	37			
01	Labissiere, Skal		0-1	0-0	0-0	0	1	1	4	0	0	0	1	0	8			
04	Matthews, Charles		0-0	0-0	0-2	2	2	4	1	0	0	0	2	1	11			
10	David, Jonny		0-0	0-0	0-0	0	0	0	0	0	0	0	0	0	1			
11	Mulder, Mychal		0-1	0-1	0-0	0	1	1	0	0	0	0	0	0	1			
15	Humphries, Isaac		0-2	0-0	0-0	0	1	1	1	0	0	0	0	0	14			
24	Florean, EJ		0-0	0-0	0-0	0	0	0	0	0	0	0	0	0	1			
25	Hawkins, Dominique		0-1	0-1	0-0	1	0	1	0	0	0	1	0	0	8			
	Team					0	4	4										
	Totals		23-55	6-22	10-23	9	28	37	22	62	10	5	7	2	200			

FG % 1st Half: 16-29 55.2% 2nd half: 7-26 26.9% Game: 23-55 41.8% Deadball Rebounds 8
 3FG % 1st Half: 4-9 44.4% 2nd half: 2-13 15.4% Game: 6-22 27.3%
 FT % 1st Half: 3-9 33.3% 2nd half: 7-14 50.0% Game: 10-23 43.5%

Vanderbilt 74 • 18-11, 10-6 SEC

##	Player	f	Total			3-Ptr			Rebounds			PF	TP	A	TO	Blk	Stl	Min
			FG-FGA	FG-FGA	FT-FTA	FG-FGA	FG-FGA	FT-FTA	Off	Def	Tot							
03	KORNET, Luke	f	3-8	1-3	1-2	3	8	11	2	8	1	0	0	0	37			
11	ROBERSON, Jeff	f	6-13	1-2	3-4	3	5	8	5	16	1	0	0	0	37			
30	JONES, Damian	c	6-13	0-0	3-3	3	5	8	4	15	1	1	1	1	33			
04	BALDWIN IV, Wade	g	4-15	0-2	6-8	0	1	1	3	14	6	1	1	0	36			
05	FISHER-DAVIS, Matthe	g	7-12	4-9	2-4	0	4	4	0	20	0	1	1	0	37			
00	JUSTICE, Camron		0-0	0-0	0-0	0	0	0	0	0	0	0	0	0	0+			
02	TOYE, Joe		0-0	0-0	0-0	0	0	0	0	0	0	0	0	0	3			
10	WATKINS, Nathan		0-0	0-0	0-0	0	1	1	0	0	0	0	0	0	1			
13	LACHANCE, Riley		0-1	0-0	1-2	0	1	1	2	1	2	0	0	0	12			
14	JOSEPHS, Carter		0-0	0-0	0-0	0	0	0	0	0	0	0	0	0	1			
20	MCGLOIN, Phillip		0-0	0-0	0-0	0	0	0	0	0	0	0	0	0	1			
21	SEHIC, Samir		0-0	0-0	0-0	0	0	0	0	0	0	0	0	0	1			
40	HENDERSON, Josh		0-0	0-0	0-0	0	0	0	0	0	0	0	0	0	1			
	Team					2	3	5			2							
	Totals		26-62	6-16	16-23	11	28	39	16	74	11	5	3	1	200			

FG % 1st Half: 13-32 40.6% 2nd half: 13-30 43.3% Game: 26-62 41.9% Deadball Rebounds 4
 3FG % 1st Half: 3-8 37.5% 2nd half: 3-8 37.5% Game: 6-16 37.5%
 FT % 1st Half: 7-11 63.6% 2nd half: 9-12 75.0% Game: 16-23 69.6%

Officials: Roger Ayers, Jeffery Clark, Don Daily
 Technical fouls: Kentucky-None. Vanderbilt-None.
 Attendance: 14326

Score by periods	1st	2nd	Total
Kentucky	39	23	62
Vanderbilt	36	38	74

Points	In	Off	2nd	Fast	Bench
UK	Paint	T/O	Chance	Break	
UK	26	6	11	4	0
VU	36	11	19	0	1

Last FG - UK 2nd-06:16, VU 2nd-01:27.
 Largest lead - UK by 8 1st-04:07, VU by 12 2nd-00:35.

Score tied - 1 time.
 Lead changed - 4 times.

NASHVILLE (AP) -- Vanderbilt guard Matthew Fisher-Davis has a simple approach to handling Kentucky blue in the Commodores' home gym.

Don't listen.

Fisher-Davis tied his career-high with 20 points, and Vanderbilt upset No. 16 Kentucky 74-62 on Saturday for its third straight victory and first over the Wildcats at Memorial Gym since 2011. This was Vanderbilt's first sellout since January 2014 -- the last time the Commodores hosted Kentucky.

The sophomore guard said the crowd of 14,326 was great.

"The fans were loud and great and into it the entire game," Fisher-Davis said. "There were times we were tired out there, and they gave us the energy to keep pushing forward. I think their energy helped to wear down Kentucky."

And about those Wildcat fans?

"I didn't even hear people who were wearing blue," Fisher-Davis said.

The Commodores (18-11, 10-6 SEC) have won six of their last eight to move closer to the top of the Southeastern Conference standings with two games left in the regular season. Vanderbilt came into this game tied with LSU for fourth place and is just a loss behind Kentucky for the league lead.

Jeff Roberson scored 16 points, twice scoring just before the shot clock expired in the second half, Damian Jones added 15 and Wade Baldwin IV had 14. Vanderbilt had lost three straight to Kentucky, including a 76-57 loss at Rupp Arena on Jan. 23.

"It felt good, especially since they're at the top of the conference," Roberson said.

Kentucky (21-8, 11-5) lost for the second time in three games despite freshman Jamal Murray scoring 33 points. Tyler Ulis added 12 points despite going 5 of 20, and coach John Calipari sent most of his bench to the locker room with 34 seconds left anticipating fans rushing the court.

"You tell the guys to go to the locker room. Go. Beat it," Calipari said. "I'm not going to get anybody hurt. I look at the coach, 'Peace brother. Good win.' And I run."

Vanderbilt fans did just that to celebrate with the Commodores who have beaten consecutive ranked opponents after losing 13 straight against Top 25 competition.

Kentucky missed its final nine shots and went scoreless over the final 3:47 of a game that pitted the SEC's two best shooting teams and stingiest defenses. The Wildcats shot very well in the first half but hit only 7 of 26 (26.9 percent) in the second. That's when Vanderbilt took over on a court they play so very well on this season.

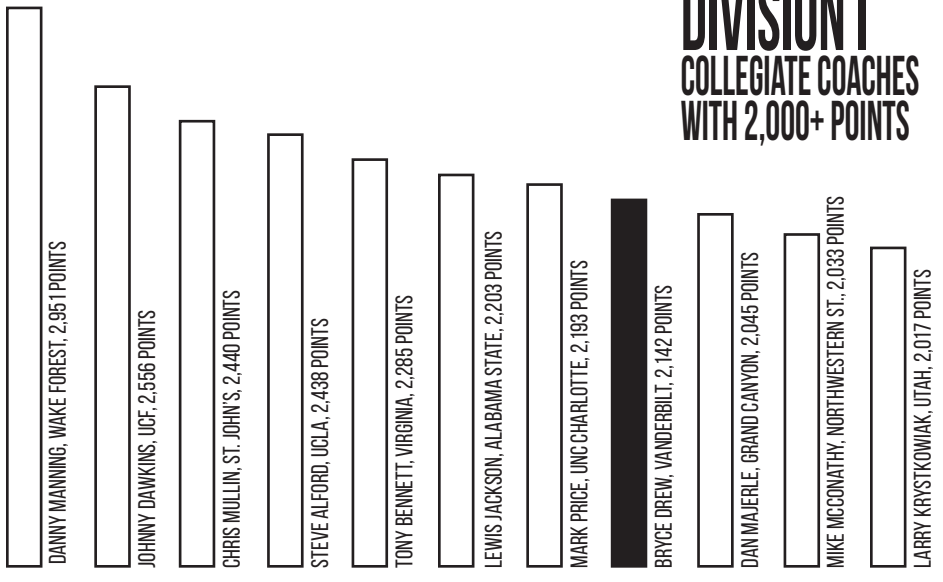
The Wildcats never led by more than eight points but were up 45-38 on a basket by Isaiah Briscoe.

Vanderbilt answered with a 13-2 run capped by consecutive 3-pointers by Fisher-Davis putting the Commodores up 51-47 with 14:38 left and prompting Calipari to take a timeout. Fisher-Davis' first 3 gave Vandy its first lead since midway through the first half.

Kentucky last got within 58-56 on a jumper by Briscoe midway through the half before going cold. Vanderbilt padded the lead at the free throw line in the final minute before the celebration began. Calipari credited the Commodores' 7-footers Jones and Luke Kornet, who had 11 rebounds, for outplaying his big men.

"When it got rough, they outfought us," Calipari said.

The Wildcats led 39-36 at halftime with Murray scoring 21 points in his 18 minutes.



DORES SIGN THREE

Head Coach Bryce Drew inked his first signing class in November, signing 6'2 guard Maxwell Evans, from Houston, Texas, 6'2 guard Saben Lee, from Tempe, Ariz., and Ejike Obinna, a 6'9 center from Enugu, Nigeria.

Evans is the number 16-ranked prospect in the state of Texas and 247sports.com ranks him as the 11th-ranked combo guard nationally.

Lee is a four-star prospect and the number 92-ranked player by Scout.com and the number 17 point guard by 247sports.com.

Obinna attends the Virginia Academy in Ashburn, Va., is a 4-star prospect by ESPN.com and Rivals.com, and is the 107th-ranked prospect in the class of 2017 by 247sports.com.

Commodores vs. SEC

Vanderbilt is in its 84th SEC season and is a charter member of the league. All time against current members of the conference, Vanderbilt is 699-686.

979

Vanderbilt has made a 3-pointer in 979 consecutive games, a streak which began at the inception of the 3-point line in 1986-87. The Commodores rank second only to UNLV for the longest streak in Division I basketball. Vanderbilt, UNLV and Princeton are the only three schools in college basketball to have made at least one 3-pointer in every game played since the 3-point line was implemented.

NBA Commodores

Vanderbilt was one of only three schools (Kentucky, Washington) with two first-round selections in the 2016 NBA Draft when Wade Baldwin IV was drafted 17th by the Memphis Grizzlies and Damian Jones was selected 30th by the Golden State Warriors. Baldwin IV and Jones became the sixth and seventh first-round picks, respectively, in the history of the program, joining Will Perdue in 1988 (11th, Chicago), Jeff Turner in 1984 (7th, New Jersey), Clyde Lee in 1966 (3rd, San Francisco), and John Jenkins (23rd, Atlanta), and Festus Ezeli (30th, Golden State) in 2012.

First Time This Season

With the win over Chattanooga on December 17, Vanderbilt won its first game this season when: trailing at halftime, trailing with five minutes remaining, tied with two minutes remaining, in a game decided by 3 points or less, when outshot by an opponent, when outrebounded by an opponent, and when an opponent scores 70 points or more.

Fisher-Davis in Top 10 for 3's

Matthew Fisher-Davis now has 195 threes in his Vanderbilt career and is in 10th place in career threes made on the Commodores' all-time list. Fisher-Davis is two short of ninth place Mario Moore, who played from 2003-06.

Commodores make 16 3's vs LSU


Vanderbilt made 16 of 32 threes in route to a 96-89 win over LSU on December 29. So far this season, the Commodores have played four games when making 15 or more threes, and seven with 10 or more threes.

On December 29, the two teams combined to make 33 three pointers, which set a new SEC record for combined threes in a game.

Vanderbilt Basketball History

This is the 114th year of Vanderbilt basketball, with the first season taking place in 1900-01. There were no teams in 1904-05 and 1905-06.

HEAD COACH BRYCE DREW



THE DREW FILE

High School: Valparaiso (Ind.), '94
College: Bachelor of Arts In Sports Management, Valparaiso, '98
Family: Wife, Tara, son Bryson (2)



DREW THROUGH THE YEARS

Year	School	Position	W-L	Conf.	Postseason
2017	Vanderbilt	Head Coach	8-7	2-1	-
2016	Valparaiso	Head Coach	30-7	16-2	NIT Finals
2015	Valparaiso	Head Coach	28-6	13-3	NCAA Second Round
2014	Valparaiso	Head Coach	18-16	9-7	CollegelInsider.com First Round
2013	Valparaiso	Head Coach	26-8	13-3	NCAA Second Round
2012	Valparaiso	Head Coach	22-12	14-4	NIT First Round
2011	Valparaiso	Assistant Coach	23-12	12-6	CollegelInsider.com First Round
2010	Valparaiso	Assistant Coach	15-17	10-8	-
2009	Valparaiso	Assistant Coach	9-22	5-13	-
2008	Valparaiso	Assistant Coach	22-14	9-9	College Basketball Invite 2nd Rd.
2007	Valparaiso	Assistant Coach	16-15	9-5	-
2006	Valparaiso	Assistant Coach	17-12	8-8	-
2005	Valencia (Spain)	Player	38-14		Champions League Second Round
2004	New Orleans (NBA)	Player	41-41		East 1st round
2003	New Orleans (NBA)	Player	47-35		East 1st round
2002	Charlotte (NBA)	Player	44-38		East Semifinals
2001	Chicago (NBA)	Player	15-67		-
2000	Houston (NBA)	Player	34-48		-
1999	Houston (NBA)	Player	31-19		West 1st round
1998	Valparaiso	Player	23-10	13-3	NCAA Regional Semifinals
1997	Valparaiso	Player	24-7	13-3	NCAA First Round
1996	Valparaiso	Player	22-10	13-5	NCAA First Round
1995	Valparaiso	Player	20-8	14-4	-
Head Coach Totals			132-56	67-20	
Totals at Vanderbilt (Head Coach)			8-7	2-1	
Totals at Valparaiso (Head Coach)			124-49	65-19	
Totals at Valparaiso (Assistant)			102-92	53-49	
Totals at Valparaiso (playing)			89-35	53-15	
Totals as NBA Player			212-248		

3	Three-time Horizon League Coach of the Year
25	Averaged 25 wins a year in five years at Valparaiso
27	27th coach in Vanderbilt basketball history, and ninth of the modern era.
4	Postseason appearances as a head coach, including two in the NCAA Tournament and two in the NIT.
15	Coached 15 All-Horizon League honorees.
30	Won 30 games with Valparaiso in 2015-16.
2,142	Career points scored at Valparaiso - the most in the program's history. He is also the program's leader in 3-pointers made (364) and assists (626).
2	Two-time NABC District 12 Coach of the Year
6	Played six seasons in the NBA... Two with Houston, one with Chicago, and three with Charlotte/New Orleans
1,000	Scored over 1,000 points in his NBA career.
12	Played alongside 12 NBA All-Stars
3	Played with three players named among the Top 50 NBA Players of All Time - Charles Barkley, Hakeem Olajuwon, and Scottie Pippin
18	Has won 18 or more games each season as a head coach.

**VANDERBILT
ATHLETIC COMMUNICATIONS**

INTERVIEW POLICY

Vanderbilt head coach Bryce Drew and selected Vanderbilt players will be available to the media before practice on a weekly basis during the non-conference season, and bi-weekly during the SEC season.

The times for those media sessions will be emailed to media members in advance of those pre-practice interviews.

Media may photograph the first 20 minutes of practice. All practices are closed to the public.

POSTGAME INTERVIEW POLICY

Vanderbilt head coach Bryce Drew will enter the Memorial Gym interview room after the NCAA-mandated 10-minute cooling off period, and after the visiting team makes an appearance in the interview room.

VUCOMMODORES.COM

The official website of Vanderbilt athletics, vucommo-
dore.com, includes pregame notes, season statistics,
videos of press conferences and meetings with the media,
live stats, twitter feeds, and streaming audio and video of
everything that is Commodore athletics.

@VANDYMBB

The official Twitter feed of Vanderbilt men's basketball,
follow the latest information and get breaking news on Com-
modore basketball.

VU QUICK FACTS

Location Nashville, Tenn.
Founded 1873
Conference Southeastern
Enrollment 6,738
Nickname Commodores
Colors Black and Gold
Home Arena Memorial Gymnasium (14,316)
Chancellor Nicholas Zeppos
Vice Chancellor David Williams II
Faculty Rep. Dr. Susan Went

Athletic Communications

Men's Basketball SID Andy Boggs
Media Relations Address 2601 Jess Neely Dr.
..... Nashville, TN 37212
Office Phone (615) 343-1847
E-Mail Andy.Boggs@Vanderbilt.edu

INS AND OUTS

Career Games Played			
Player	Games	Starts	Cons. Starts
Luke Kornet	108	56	19
Nolan Cressler	104	46	-
Riley LaChance	83	69	15
Matthew Fisher-Davis	81	54	28
Jeff Roberson	80	64	18
Joe Toye	45	0	0
Payton Willis	15	9	9
Djery Baptiste	15	1	0
Clevon Brown	14	0	0

Double-Digit Scoring Games			
Player	Career (Record)	'16-17	Cons.
Riley LaChance	41 (28-13)	6 (5-1)	-
Luke Kornet	42 (28-14)	10 (6-4)	3 (2-1)
M. Fisher-Davis	39 (25-14)	12 (8-4)	-
Jeff Roberson	29 (21-8)	9 (6-3)	-
Nolan Cressler	46	4 (2-2)	1 (0-1)
Joe Toye	4 (2-2)	1 (1-0)	-
Payton Willis	5 (4-1)	5 (4-1)	1 (0-1)

Double-Digit Rebounding Games			
Player	Career	'16-17	Cons.
Luke Kornet	10 (9-1)	2 (1-1)	2 (1-1)
Jeff Roberson	9 (8-1)	3 (2-1)	-
M. Fisher-Davis	1 (1-0)	-	-

Double-Doubles			
Player	Career	'16-17	Cons.
Luke Kornet	7 (6-1)	2 (1-1)	2 (1-1)
Jeff Roberson	7 (6-1)	2 (1-1)	-
Matthew Fisher-Davis	1 (1-0)	-	-

2016-17 TRENDS

Winning Opening Tip	5-6
Losing Opening Tip	3-1
VU Scores First	4-5
Opponent Scores First	4-2
Leading at Halftime	7-3
Trailing at Halftime	1-3
Tied at Halftime	0-1
Leading with Five Minutes Remaining	7-1
Trailing with Five Minutes Remaining	1-6
Tied with Five Minutes Remaining	0-0
Leading with Two Minutes Remaining	7-0
Trailing with Two Minutes Remaining	0-5
Tied with Two Minutes Remaining	1-1
Overtime	0-0
Games Decided by Three Points or Less	1-2
Games Decided by 4-10 Points	2-3
Games Decided by 11-20 Points	2-0
Games Decided by 21-plus Points	3-2
VU Shoots 50% or Better	4-0
VU Shoots 40% or Better	7-2
VU Shoots Lower Than 40%	1-5
Opponent Shoots 50% or Better	2-2
Opponent Shoots 40% or Better	5-4
Opponent Shoots Lower Than 40%	3-4
VU Outshoots Opponent	6-2
VU Outshot by Opponent	2-5
Shoot Same Percentage	0-0
VU Scores 70 Points or More	8-2
VU Scores Less Than 70 Points	0-5
VU Scores 80 Points or More	5-0
VU Scores 90 Points or More	2-0
Opponent Scores 70 Points or More	2-4
Opponent Scores Less Than 70 Points	6-3
Opponent Scores 80 Points or More	1-1
Opponent Scores 90 Points or More	0-1
Makes More 3-Pointers Than Opponent	6-3
Makes Fewer 3-Pointers Than Opponent	1-4
3-Pointers are Equal	1-0
Outrebounds Opponent	6-2
Outrebounded by Opponent	1-5
Rebounds are Equal	1-0
Playing on National TV	5-5
Playing on Regional TV	0-0
Online Only	3-2
Playing on Weekday	7-5
Playing on Weekend	1-2
Game Tips Before 6 p.m. CT (afternoons)	0-1
Game Tips After 6 p.m. CT (evenings)	8-6
In White Uniforms	3-1
In Gold Uniforms	3-0
In Black Uniforms	2-4
In Grey Uniforms	0-2
In November	4-3
In December	3-3
In January	1-1
In February	0-0
In March	0-0
Home	6-1
Neutral	1-3
Away	1-3
Conferences	
vs. Non-Conference	6-6
Big East	0-2
Ohio Valley	2-0
MEAC	1-0
Patriot League	0-1
West Coast	1-0
Big Ten	0-1
Big South	1-0
Conference USA	0-1
Southern Conference	1-0
Atlantic 10	0-1
Vs. SEC	2-1
Lineups	
Kornet, Roberson, Fisher-Davis, LaChance, Cressler	2-2
Kornet, Baptiste, Roberson, Fisher-Davis, LaChance	0-1
Kornet, Roberson, Fisher-Davis, LaChance, Willis	6-4

SEC PRESEASON POLL

Preseason Media Poll, Pts

1. Kentucky
2. Florida
3. Texas A&M
4. Georgia
5. Arkansas
6. Vanderbilt
7. Alabama
8. South Carolina
9. Ole Miss
10. Mississippi State
11. Auburn
12. LSU
13. Tennessee
14. Missouri

First Team All-SEC

- Moses Kingsley* – Arkansas, F, Sr.
- J.J. Frazier – Georgia, G, Sr.
- Edrice "Bam" Adebayo – Kentucky, F, Fr.
- De'Aaron Fox – Kentucky, G, Fr.
- Tyler Davis – Texas A&M, C, So.

Second Team All-SEC

- KeVaughn Allen – Florida, G, So.
- Yante Maten – Georgia, F, Jr.
- Isaiah Briscoe – Kentucky, G, So.
- Malik Monk – Kentucky, G, Fr.
- Antonio Blakeney – LSU, G, So.
- Quindary Weatherspoon – Mississippi State, G, So.

Luke Kornet – Vanderbilt, F, Sr.

SEC Player of the Year: Moses Kingsley, Arkansas





LAST TIME OUT

BOX SCORE VS. ALABAMA



Official Basketball Box Score -- Game Totals -- Final Statistics
Vanderbilt vs Alabama
 1/7/17 6:05 p.m. at Tuscaloosa, Ala. (Coleman Coliseum)



Vanderbilt 56 • 8-7, 2-1

##	Player	Total			3-Ptr			Rebounds			PF	TP	A	TO	Bk	Stl	Min
		FG-FGA	FT-FTA	FT-FTA	FG-FGA	FT-FTA	Off	Def	Tot								
03	KORNET, Luke	f	5-17	3-7	2-3	6	7	13	2	15	2	1	4	1	37		
11	ROBERSON, Jeff	f	2-6	0-1	0-1	0	1	1	4	4	1	0	0	0	22		
01	WILLIS, Payton	g	3-8	2-3	2-3	0	5	5	2	10	4	2	0	1	27		
05	FISHER-DAVIS, Matthe	g	2-9	1-6	2-2	0	4	4	3	7	0	3	0	1	32		
13	LACHANCE, Riley	g	3-7	2-4	0-0	0	3	3	1	8	3	4	0	0	36		
02	TOYE, Joe		1-3	0-1	0-0	0	2	2	2	2	0	2	1	0	13		
12	BAPTISTE, Djery		0-0	0-0	0-0	0	0	0	2	0	0	0	0	1	5		
15	BROWN, Clevon		0-0	0-0	0-0	0	0	0	0	0	0	0	0	0	3		
24	CRESSLER, Nolan		4-6	2-4	0-0	1	3	4	1	10	0	0	0	1	25		
Team						1	2	3									
Totals			20-56	10-26	6-9	8	27	35	17	56	10	12	5	5	200		
FG % 1st Half: 11-32		34.4%	2nd half: 9-24		37.5%	Game: 20-56		35.7%							Deadball		
3FG % 1st Half: 5-12		41.7%	2nd half: 5-14		35.7%	Game: 10-26		38.5%							Rebounds		
FT % 1st Half: 3-4		75.0%	2nd half: 3-5		60.0%	Game: 6-9		66.7%							1		

Alabama 59 • 9-5, 2-0

##	Player	Total			3-Ptr			Rebounds			PF	TP	A	TO	Bk	Stl	Min
		FG-FGA	FT-FTA	FT-FTA	FG-FGA	FT-FTA	Off	Def	Tot								
01	Norris, Riley	f	0-5	0-4	0-0	0	2	2	0	0	0	0	0	0	0	19	
25	Key, Braxton	f	2-7	1-2	2-2	4	7	11	3	7	1	1	0	0	33		
35	Hall, Donta	f	0-1	0-0	0-0	1	1	2	2	0	0	2	1	0	8		
05	Johnson Jr, Avery	g	2-7	2-3	0-0	0	0	0	1	6	0	0	0	1	20		
12	Ingram, Dazon	g	4-12	0-2	2-5	4	6	10	0	10	5	2	1	2	31		
03	Collins, Corban		1-6	1-6	1-2	0	4	4	3	4	1	0	0	1	16		
10	Taylor, Jimmie		4-7	0-0	2-2	5	3	8	1	10	3	3	3	0	30		
11	Hale, Shannon		0-3	0-2	3-4	0	1	1	0	3	3	0	0	0	15		
21	Olaniyan, Bola		3-6	0-0	1-2	4	4	8	3	7	0	2	0	1	14		
22	Davis, Ar'Mond		4-9	3-6	1-1	0	0	0	0	12	0	0	0	1	14		
Team						2	2	4									
Totals			20-63	7-25	12-18	20	30	50	13	59	13	11	5	6	200		
FG % 1st Half: 12-35		34.3%	2nd half: 8-28		28.6%	Game: 20-63		31.7%							Deadball		
3FG % 1st Half: 3-12		25.0%	2nd half: 4-13		30.8%	Game: 7-25		28.0%							Rebounds		
FT % 1st Half: 3-7		42.9%	2nd half: 9-11		81.8%	Game: 12-18		66.7%							2		

Officials: Anthony Jordan, Terry Moore, Garrick Shannon
 Technical fouls: Vanderbilt-None. Alabama-None.
 Attendance: 11256

Score by periods	1st	2nd	Total
Vanderbilt	30	26	56
Alabama	30	29	59

Last FG - VU 2nd-01:17, UA 2nd-02:43.
 Largest lead - VU by 14 2nd-14:01, UA by 9 1st-12:02.
 VU led for 16:47. UA led for 20:41. Game was tied for 02:32.

	In	Off	2nd	Fast	
Points	Paint	T/O	Chance	Break	Bench
VU	18	16	8	8	12
UA	26	14	18	4	36

Score tied - 3 times.
 Lead changed - 11 times.

Team Notes:

- ★ The Commodores dropped to 8-7 overall and 2-1 in SEC play after the loss to the Crimson Tide.
- ★ The career series between the two teams is now tied at 68.
- ★ Vanderbilt limited the Tide to only 31.7% from the floor and 28.0% from three, but Alabama outrebounded the Commodores, 50-35, and 20-8 on the offensive glass. The Tide outscored VU, 18-8, in second-chance points.
- ★ Vanderbilt made 10 threes in the game. The Commodores have made 10 or more threes in seven games this year. It was the first game Vanderbilt has lost this year when making 10 or more threes.
- ★ The Commodores' free throw makes (6) and attempts (9) tied a season low.
- ★ Saturday's game marked the first time this season Vanderbilt has been tied with an opponent at the half.
- ★ Vanderbilt moved to 1-2 in games decided by three points or less and 0-3 when scoring 70 points or less.

Player Notes:

- ★ Luke Kornet added his second consecutive double-double and seventh of his career with 15 points and a season-high 13 rebounds.
- ★ Kornet also blocked four shots for the second consecutive game.
- ★ Senior Nolan Cressler added 10 points, the third time in four games he has scored in double figures. The transfer from Cornell is three points away from the 1,000-point mark for his career.
- ★ Freshman Payton Willis also scored 10 points, the fifth time this season he has scored in double figures. Willis also added four assists.

RECAP

TUSCALOOSA (AP) -- Alabama junior Ar'Mond Davis helped the Crimson Tide prepare for its Southeastern Conference home opener against Vanderbilt, taking the role of the Commodore's Matthew Fisher-Davis on scout team.

Davis played as himself on Saturday night, coming off of the bench to lead Alabama (9-5, 2-0 SEC) to a 59-56 victory over Vanderbilt (8-7, 2-1 SEC).

Davis scored all 12 of his points in the second half, shooting 50 percent from 3-point range, and Alabama scored 36 of its points off of the bench.

Tied 30-30 at halftime, Vanderbilt opened up the second half on a 12-0 run off of four unanswered 3-pointers by Riley LaChance, Payton Willis, Nolan Cressler and Fisher-Davis to take a 42-30 lead. Vanderbilt made 10 3-pointers on the night.

"We were pleased with the first half," Vanderbilt coach Bryce Drew said. "Jeff Roberson, (who) has been playing excellent for us and got his fourth foul (at 19:39 of the second half) and we made a sub and really went on a nice run and it gave us a position to be able to have a chance to win this game."

Davis hit his third 3-pointer to tie things back up, 49-49, with 8:44 remaining, bringing the crowd to its feet. He sparked Alabama's comeback with a four-point play after being fouled on his first of three 3-pointers to bring the Crimson Tide within 10, 46-36. From there, Alabama went on a 23-10 run in the final 11 minutes to secure the victory.

"Big-time win for us tonight," Johnson said. "We struggled to score there for a big stretch, but we consistently played defense ... so for us to do the job we did defensively, especially allowing them to make 10 3s, I am just proud of our guys."

Luke Kornet led Vanderbilt with 15 points, 13 rebounds and four blocks.

Vanderbilt called timeout with 12:29 remaining in the first half after Alabama hit back-to-back baskets to cap off a 16-2 run and take a 16-8 lead. The Commodores opened the game off of a pair of 3s by Lachance and Willis, in similar fashion to the start of the second half, to take a 6-0 lead.

Alabama (9-5, 2-0) led by as many as nine points in the first half, but Vanderbilt chipped away to tie things up by halftime.

Dazon Ingram finished with a double-double of 10 points and 10 rebounds for Alabama, and Jimmie Taylor scored 10 points and had eight rebounds. Braxton Key had 11 rebounds and seven points.

Cressler and Willis finished with 10 points each for Vanderbilt.

Alabama out rebounded Vanderbilt 50-35.

"I thought their offensive rebounds were key," Drew said. "Anytime you hold aa team to 32 percent you feel good about your defense, but all of their second chance points was a really big difference in the game."





Official Basketball Box Score - Game Totals - Final Statistics
Vanderbilt vs Marquette
 11/11/16 6:37 PM at Annapolis, Md. (Alumni Hall)



Vanderbilt 71 • 0-1

##	Player	Total		3-Ptr		Rebounds			PF	TP	A	TO	Blk	Stl	Min
		FG-FGA	FG-FGA	FT-FTA	Off	Def	Tot								
03	KORNET, Luke	f	4-9	1-4	6-6	0	5	5	3	15	1	3	2	0	23
11	ROBERSON, Jeff	f	3-11	1-4	2-2	4	6	10	0	9	2	5	0	1	33
05	FISHER-DAVIS, Matthe	g	4-10	2-5	2-2	0	0	0	0	12	1	4	0	0	22
13	LACHANCE, Riley	g	3-5	2-3	1-2	0	2	2	0	9	2	1	1	0	33
24	CRESSLER, Nolan	g	3-8	1-1	0-0	3	6	9	1	7	1	3	0	0	19
00	JUSTICE, Camron	01	1-5	0-3	0-0	0	2	2	0	2	3	1	0	1	19
01	WILLIS, Payton	01	1-3	0-1	1-6	1	1	2	0	3	1	0	0	1	8
02	TOYE, Joe	02	2-4	0-2	4-6	1	1	2	1	8	2	1	0	0	21
12	BAPTISTE, Djery	01	0-1	0-0	1-2	0	1	1	4	1	0	0	1	1	9
15	BROWN, Clevon	01	2-2	1-1	0-0	1	1	2	1	5	0	1	1	0	13
Team						1	1	2							
Totals			23-58	8-24	17-26	11	26	37	10	71	13	19	5	4	200

FG % 1st Half: 14-33 42.4% 2nd half: 9-25 36.0% Game: 23-58 39.7% Deadball Rebounds 4
 3FG % 1st Half: 5-13 38.5% 2nd half: 3-11 27.3% Game: 8-24 33.3%
 FT % 1st Half: 7-10 70.0% 2nd half: 10-16 62.5% Game: 17-26 65.4%

Marquette 95 • 1-0

##	Player	Total		3-Ptr		Rebounds			PF	TP	A	TO	Blk	Stl	Min
		FG-FGA	FG-FGA	FT-FTA	Off	Def	Tot								
40	FISCHER, Luke	c	7-9	0-0	4-4	3	4	7	3	18	3	0	3	2	32
00	HOWARD, Markus	g	0-2	0-0	0-0	0	0	0	4	0	2	1	0	0	11
22	REINHARDT, Katin	g	4-14	1-6	0-0	0	4	4	1	9	3	2	0	2	26
23	JOHNSON, Jajuan	g	9-13	3-5	0-0	1	3	4	3	21	3	1	1	6	29
25	CHEATHAM, Haanif	g	6-11	3-5	0-0	0	6	6	1	15	3	1	0	2	28
01	WILSON, Duane	01	4-6	1-2	0-0	0	3	3	1	9	0	2	0	0	14
05	COHEN III, Sandy	01	0-1	0-0	0-0	1	1	2	1	0	0	2	0	0	5
10	HAUSER, Sam	01	5-8	4-7	0-0	1	2	3	2	14	1	0	0	1	19
12	HELDT, Matt	01	1-1	0-0	0-1	0	1	1	4	2	0	2	0	0	3
21	CARTER, Traci	01	3-6	1-3	0-0	3	1	4	2	7	5	0	0	0	19
30	ROWSEY, Andrew	01	0-3	0-3	0-0	0	2	2	1	0	2	0	0	0	14
Team						1	2	3							
Totals			39-74	13-31	4-5	10	29	39	23	95	22	12	4	13	200

FG % 1st Half: 16-35 45.7% 2nd half: 23-39 59.0% Game: 39-74 52.7% Deadball Rebounds 0
 3FG % 1st Half: 3-12 25.0% 2nd half: 10-19 52.6% Game: 13-31 41.9%
 FT % 1st Half: 4-5 80.0% 2nd half: 0-0 0.0% Game: 4-5 80.0%

Officials: Michael Stephens, James Breeding, Les Jones
 Technical fouls: Vanderbilt-None. Marquette-None.
 Attendance: 2016 Veterans Classic

Score by periods	1st	2nd	Total
Vanderbilt	40	31	71
Marquette	39	56	95

Points	In	Off	2nd	Fast	Bench
	Paint	T/O	Chance	Break	
VU	22	11	9	2	19
MU	44	35	19	19	32

Last FG - VU 2nd-00:00, MU 2nd-01:35.
 Largest lead - VU by 1 1st-00:25, MU by 32 2nd-03:51.
 VU led for 01:23. MU led for 35:25. Game was tied for 03:12.

Score tied - 5 times.
 Lead changed - 2 times.



Official Basketball Box Score - Game Totals - Final Statistics
Belmont vs Vanderbilt
 11/15/16 8 p.m. at Nashville, Tenn. (Memorial Gym)



Belmont 66 • 0-1

##	Player	Total		3-Ptr		Rebounds			PF	TP	A	TO	Blk	Stl	Min
		FG-FGA	FG-FGA	FT-FTA	Off	Def	Tot								
32	EKEKEZE, Amanze	f	7-10	3-5	1-1	1	4	5	4	18	1	1	0	0	26
35	BRADDS, Evan	f	6-15	1-2	6-10	1	7	8	2	19	1	1	1	1	31
01	LUKE, Austin	g	2-7	1-6	0-0	0	3	3	2	5	6	0	1	1	29
03	WINDLER, Dylan	g	3-5	1-3	0-0	4	2	6	2	7	2	0	1	0	28
20	BARNETTE, Taylor	g	3-15	3-13	2-2	1	3	4	3	11	2	3	0	0	35
02	SMITH, Nick	01	1-6	0-5	0-0	1	0	1	4	2	0	0	0	1	17
11	MCCLAIN, Kevin	01	2-8	0-5	0-0	1	0	1	2	4	3	2	0	0	15
21	SAMPSON, Burton	01	0-1	0-1	0-0	0	0	0	0	0	0	1	0	0	8
24	BANKERT, Michael	01	0-0	0-0	0-0	1	1	2	0	0	0	0	0	1	5
31	LESTER, Josh	01	0-0	0-0	0-0	0	0	0	1	0	0	0	0	0	0+
41	HADDEN, Tyler	01	0-1	0-1	0-0	0	0	0	3	0	0	0	0	0	4
50	ADELSPERGER, Seth	01	0-0	0-0	0-0	0	1	1	0	0	0	0	0	0	2
Team						0	2	2							
Totals			24-68	9-41	9-13	10	23	33	23	66	15	9	2	4	200

FG % 1st Half: 9-30 30.0% 2nd half: 15-38 39.5% Game: 24-68 35.3% Deadball Rebounds 3
 3FG % 1st Half: 1-8 5.6% 2nd half: 8-23 34.8% Game: 9-41 22.0%
 FT % 1st Half: 2-2 100.0% 2nd half: 7-11 63.6% Game: 9-13 69.2%

Vanderbilt 80 • 1-1

##	Player	Total		3-Ptr		Rebounds			PF	TP	A	TO	Blk	Stl	Min
		FG-FGA	FG-FGA	FT-FTA	Off	Def	Tot								
03	KORNET, Luke	f	4-9	0-0	12-16	2	5	7	1	20	2	3	3	0	29
11	ROBERSON, Jeff	f	4-8	2-4	0-0	2	6	8	5	10	4	1	0	0	33
05	FISHER-DAVIS, Matthe	g	4-10	3-6	5-5	0	3	3	0	16	0	2	0	0	34
13	LACHANCE, Riley	g	1-3	1-1	2-2	0	3	3	0	5	4	1	0	0	24
24	CRESSLER, Nolan	g	2-5	1-2	0-0	1	4	5	3	5	3	0	0	1	28
00	JUSTICE, Camron	01	1-2	1-1	0-0	0	1	1	0	3	0	1	0	0	6
01	WILLIS, Payton	01	3-5	1-3	3-4	1	0	1	1	10	0	2	0	1	16
02	TOYE, Joe	01	1-3	0-1	1-2	0	6	6	0	3	0	1	0	0	14
12	BAPTISTE, Djery	01	3-5	0-0	2-2	0	3	3	4	8	0	2	0	0	11
15	BROWN, Clevon	01	0-0	0-0	0-0	0	0	0	1	0	0	0	1	0	5
Team						1	3	4							
Totals			23-50	9-18	25-31	7	34	41	15	80	13	14	4	2	200

FG % 1st Half: 14-26 53.8% 2nd half: 9-24 37.5% Game: 23-50 46.0% Deadball Rebounds 3,1
 3FG % 1st Half: 6-9 66.7% 2nd half: 3-9 33.3% Game: 9-18 50.0%
 FT % 1st Half: 2-4 50.0% 2nd half: 23-27 85.2% Game: 25-31 80.6%

Officials: Olandis Poole, Bart Lenox, Jason Baker
 Technical fouls: Belmont-None. Vanderbilt-None.
 Attendance: 9116

Score by periods	1st	2nd	Total
Belmont	21	45	66
Vanderbilt	36	44	80

Points	In	Off	2nd	Fast	Bench
	Paint	T/O	Chance	Break	
BEL	28	8	3	7	6
VU	24	3	12	3	24

Last FG - BEL 2nd-00:56, VU 2nd-01:17.
 Largest lead - BEL by 2 1st-19:45, VU by 16 1st-01:41.
 BEL led for 00:15. VU led for 39:30. Game was tied for 00:15.

Score tied - 0 times.
 Lead changed - 1 time.



Official Basketball Box Score - Game Totals - Final Statistics
Norfolk State vs Vanderbilt
 11/18/16 7 p.m. at Nashville, Tenn. (Memorial Gym)



Norfolk State 52 • 2-2

##	Player	Total		3-Ptr		Rebounds			PF	TP	A	TO	Blk	Stl	Min
		FG-FGA	FG-FGA	FT-FTA	Off	Def	Tot								
22	LONG, Alex	f	1-9	0-0	1-2	2	3	5	3	3	0	3	0	0	20
05	GELLINEAU, Bryan	c	0-1	0-0	0-0	0	1	1	3	0	0	4	1	0	12
02	ROBINSON, Zaynah	g	2-8	0-1	2-2	0	2	2	1	6	1	0	1	0	30
03	WADE, Jonathan	g	6-14	1-4	7-9	2	6	8	2	20	0	2	0	1	36
04	GOSS, Micah	g	1-6	1-4	0-0	0	1	1	1	3	0	0	0	0	16
00	WARD, Carrington	01	2-10	0-1	0-0	1	2	3	0	4	1	1	0	1	22
13	ALLEN, Stavian	01	0-0	0-0	0-0	0	2	2	3	0	0	0	0	0	8
20	BROWN, Alex	01	0-1	0-0	0-0	0	0	0	0	0	0	0	0	0	7
24	WILLIAMS, Kyle	01	0-1	0-1	0-0	0	0	0	0	0	0	0	0	0	11
44	ROBINSON, Dan	01	3-5	0-0	1-1	3	1	4	4	7	0	0	0	0	22
45	BUTLER, Jordan	01	3-5	0-0	3-6	2	2	4	4	9	0	2	0	0	16
Team						3	3	6							
Totals			18-60	2-11	14-20	13	23								



Official Basketball Box Score -- Game Totals -- Final Statistics
Vanderbilt vs Butler
 11/24/16 5:00pm at Orleans Arena, Las Vegas, NV



Vanderbilt 66 • 2-3

#	Player	Total		3-Ptr		Rebounds			PF	TP	A	TO	Blk	Stl	Min
		FG-FGA	FT-FTA	FG-FGA	FT-FTA	Off	Def	Tot							
03	KORNET, Luke	2-11	1-5	0-0	1	4	5	3	5	1	4	2	0	28	
11	ROBERSON, Jeff	3-5	0-2	5-6	0	4	4	4	11	1	2	1	1	25	
12	BAPTISTE, Djery	1-3	0-0	0-0	1	1	2	3	2	0	2	0	0	17	
05	FISHER-DAVIS, Matthe	1-3	0-2	0-0	1	2	3	0	2	0	0	0	1	11	
13	LACHANCE, Riley	2-6	1-2	2-2	1	3	4	3	7	6	2	0	0	34	
00	JUSTICE, Camron	0-2	0-1	1-2	0	1	1	2	1	1	0	0	0	10	
01	WILLIS, Payton	5-8	2-5	5-6	1	2	3	2	17	2	2	1	0	27	
02	TOYE, Joe	3-5	0-1	1-2	0	2	2	4	7	0	1	0	1	14	
15	BROWN, Clevon	2-4	2-2	0-0	2	2	4	2	6	0	1	0	0	16	
20	MCGLOIN, Phillip	0-0	0-0	0-0	0	0	0	1	0	0	0	0	0	0+	
24	CRESSLER, Nolan	3-5	1-2	1-1	0	3	3	5	8	0	2	0	2	18	
	Team				1	1	2								
	Totals	22-52	7-22	15-19	8	25	33	29	66	11	16	4	5	200	

FG % 1st Half: 11-28 39.3% 2nd half: 11-24 45.8% Game: 22-52 42.3%
 3FG % 1st Half: 4-12 33.3% 2nd half: 3-10 30.0% Game: 7-22 31.8%
 FT % 1st Half: 8-10 80.0% 2nd half: 7-9 77.8% Game: 15-19 78.9%

Butler 76 • 5-0

#	Player	Total		3-Ptr		Rebounds			PF	TP	A	TO	Blk	Stl	Min
		FG-FGA	FT-FTA	FG-FGA	FT-FTA	Off	Def	Tot							
04	WIDEMAN, Tyler	1-4	0-0	6-6	6	1	7	2	8	1	3	0	0	27	
30	MARTIN, Kelan	3-12	1-5	7-10	0	3	3	4	14	2	2	0	3	30	
45	CHRABASCZ, Andrew	3-7	2-3	4-4	3	7	10	2	12	3	1	0	1	37	
00	WOODSON, Avery	2-6	1-4	0-0	0	4	4	2	5	2	0	0	0	17	
01	LEWIS, Tyler	4-9	1-4	6-10	0	2	2	0	15	4	2	0	0	30	
03	BALDWIN, Kamar	5-7	2-3	0-0	0	1	1	3	12	1	1	0	1	27	
11	SAVAGE, Kethan	1-1	0-0	0-2	0	1	1	0	2	0	0	0	0	6	
20	BADDLEY, Henry	0-0	0-0	0-0	0	0	0	0	0	0	0	0	0	2	
22	McDERMOTT, Sean	2-6	2-6	1-2	1	5	6	4	7	1	2	0	0	20	
51	FOWLER, Nate	0-0	0-0	1-2	2	0	2	0	1	0	1	1	1	4	
	Team				0	0	0								
	Totals	21-52	9-25	25-36	12	24	36	17	76	14	12	1	6	200	

FG % 1st Half: 10-23 43.5% 2nd half: 11-29 37.9% Game: 21-52 40.4%
 3FG % 1st Half: 7-13 53.8% 2nd half: 2-12 16.7% Game: 9-25 36.0%
 FT % 1st Half: 14-17 82.4% 2nd half: 11-19 57.9% Game: 25-36 69.4%

Officials: Duke Edsall, Rick Randall, Ed Crenshaw
 Technical fouls: Vanderbilt-TEAM, Butler-None.
 Attendance:

Score by periods	1st	2nd	Total
Vanderbilt	34	32	66
Butler	41	35	76

	In	Off	2nd	Fast	Bench
Points	Paint	T/O	Chance	Break	
VU	30	10	8	2	39
BUT	24	21	10	4	22

Last FG - VU 2nd-00:07, BUT 2nd-01:33.
 Largest lead - VU by 4 1st-18:04, BUT by 12 2nd-01:33.
 VU led for 06:14. BUT led for 33:02. Game was tied for 00:44.
 Score tied - 3 times.
 Lead changed - 5 times.



Official Basketball Box Score -- Game Totals -- Final Statistics
Santa Clara vs Vanderbilt
 11/25/16 5:00 PM at Orleans Arena, Las Vegas, NV



Santa Clara 66 • 3-4

#	Player	Total		3-Ptr		Rebounds			PF	TP	A	TO	Blk	Stl	Min
		FG-FGA	FT-FTA	FG-FGA	FT-FTA	Off	Def	Tot							
03	JADERSTEN, Henrik	2-6	1-5	0-0	0	5	5	2	5	1	0	0	0	36	
04	PUGH, Jarvis	3-7	0-2	2-2	0	5	5	2	8	1	2	0	0	37	
12	HAUSER, Matt	2-8	0-3	0-0	0	3	3	2	4	4	0	0	0	37	
23	BROWNRIDGE, Jared	10-15	4-9	12-13	0	1	1	0	36	2	1	1	0	36	
43	KRATCH, Nate	4-9	1-2	0-0	0	3	3	4	9	0	1	0	0	27	
01	WARDLOW, Evan	0-0	0-0	0-0	0	0	0	2	0	0	1	0	0	7	
10	HEALY, Kai	1-2	0-0	0-0	0	0	0	3	2	0	1	0	0	11	
22	HUBBARD, Matt	0-0	0-0	0-0	1	0	1	4	0	0	2	0	0	5	
35	LEWIS, Tony	1-2	0-0	0-0	0	1	1	1	2	0	1	0	0	4	
	Team				0	2	2								
	Totals	23-49	6-21	14-15	1	20	21	20	66	8	9	1	0	200	

FG % 1st Half: 10-24 41.7% 2nd half: 13-25 52.0% Game: 23-49 46.9%
 3FG % 1st Half: 3-13 23.1% 2nd half: 3-8 37.5% Game: 6-21 28.6%
 FT % 1st Half: 0-0 0.0% 2nd half: 14-15 93.3% Game: 14-15 93.3%

Vanderbilt 76 • 3-3

#	Player	Total		3-Ptr		Rebounds			PF	TP	A	TO	Blk	Stl	Min
		FG-FGA	FT-FTA	FG-FGA	FT-FTA	Off	Def	Tot							
01	WILLIS, Payton	2-5	1-4	0-0	1	3	4	0	5	8	4	0	0	32	
03	KORNET, Luke	4-9	1-3	9-10	1	5	6	3	18	0	3	1	0	30	
05	FISHER-DAVIS, Matthe	4-9	3-6	3-3	0	2	2	2	14	2	2	0	0	35	
11	ROBERSON, Jeff	4-8	3-5	1-4	0	4	4	2	12	1	4	0	0	32	
13	LACHANCE, Riley	6-7	5-6	0-0	0	4	4	4	17	6	0	0	1	32	
02	TOYE, Joe	1-2	1-1	0-0	0	0	0	0	3	1	0	0	0	9	
12	BAPTISTE, Djery	2-2	0-0	0-0	0	0	0	3	4	0	0	0	0	10	
15	BROWN, Clevon	0-3	0-2	0-0	1	2	3	0	0	0	0	0	0	8	
24	CRESSLER, Nolan	1-3	1-1	0-0	2	1	3	1	3	0	0	0	0	12	
	Team				2	4	6								
	Totals	24-48	15-28	13-17	7	25	32	15	76	18	13	1	1	200	

FG % 1st Half: 14-26 53.8% 2nd half: 10-22 45.5% Game: 24-48 50.0%
 3FG % 1st Half: 10-16 62.5% 2nd half: 5-12 41.7% Game: 15-28 53.6%
 FT % 1st Half: 3-6 50.0% 2nd half: 10-11 90.9% Game: 13-17 76.5%

Officials: Rick Randall, Ed Crenshaw, John St. Clair
 Technical fouls: Santa Clara-None. Vanderbilt-None.
 Attendance:

Score by periods	1st	2nd	Total
Santa Clara	23	43	66
Vanderbilt	41	35	76

	In	Off	2nd	Fast	Bench
Points	Paint	T/O	Chance	Break	
SCU	22	14	2	0	4
VU	14	5	3	2	10

Last FG - SCU 2nd-00:24, VU 2nd-01:21.
 Largest lead - SCU None, VU by 18 1st-00:02.
 SCU led for 00:00. VU led for 39:43. Game was tied for 00:17.
 Score tied - 0 times.
 Lead changed - 0 times.



Official Basketball Box Score -- Game Totals -- Final Statistics
Tennessee State vs Vanderbilt
 11/29/16 7:00 pm at Nashville, Tenn. (Memorial Gym)



Tennessee State 59 • 6-1

#	Player	Total		3-Ptr		Rebounds			PF	TP	A	TO	Blk	Stl	Min
		FG-FGA	FT-FTA	FG-FGA	FT-FTA	Off	Def	Tot							
04	HAMILTON, K.	7-12	3-5	2-5	3	1	4	2	19	0	4	1	0	26	
33	MARTIN, Wayne	2-5	0-1	1-2	1	3	4	2	5	0	4	0	0	28	
03	REED, Jordan	2-5	0-0	2-6	2	2	4	4	6	2	1	1	2	29	
05	McCALL, Tahjere	1-3	0-0	6-10	0	0	0	5	8	3	0	0	1	20	
14	REDDICK, Darreon	5-14	2-3	0-0	0	0	0	0	12	0	0	0	0	28	
00	CHANEY, Armani	1-3	0-1	0-0	0	2	2	2	2	2	2	0	0	22	
01	SPENCER, Delano	2-7	2-5	0-0	0	0	0	2	6	1	1	0	0	22	
15	WILLIAMS, Xavier	0-0	0-0	0-0	0	1	1	0	0	0	0	0	0	3	
21	MKEOWULU, Christian	0-0	0-0	1-2	1	0	1	3	1	0	2	1	0	19	
23	EVERETT, A'Torey	0-0	0-0	0-0	0	0	0	0	0	0	0	0	0	3	
	Team				2	2	4								
	Totals	20-49	7-15	12-25	9	11	20	20	59	8	14	3	3	200	

FG % 1st Half: 9-27 33.3% 2nd half: 11-22 50.0% Game: 20-49 40.8%
 3FG % 1st Half: 2-7 28.6% 2nd half: 5-8 62.5% Game: 7-15 46.7%
 FT % 1st Half: 2-6 33.3% 2nd half: 10-19 52.6% Game: 12-25 48.0%

Vanderbilt 83 • 4-3

#	Player	Total		3-Ptr		Rebounds			PF	TP	A	TO	Blk	Stl	Min
		FG-FGA	FT-FTA	FG-FGA	FT-FTA	Off	Def	Tot							
11	ROBERSON, Jeff	5-10	2-4	1-2	0	5	5	3	13	0	4	0	2	31	
03	KORNET, Luke	2-4	0-1	8-8	3	3	6	2	12	1	3	2	1	28	
01	WILLIS, Payton	2-4	1-3	4-4	1	1	2	3	9	3	3	0	0	23	
05	FISHER-DAVIS, Matthe	6-10	2-5	8-11	2	3	5	2	22	1	2	0	2	29	
13	LACHANCE, Riley	4-6	4-6	0-0	1	1	2	2	12	5	0	0	0	33	
00	JUSTICE, Camron	0-2	0-1	1-3	0	0	0	2	1	1	0	0	1	5	
02	TOYE, Joe	2-3	0-0	1-2	1	1	2	1	5	0	1	0	0	11	
12	BAPTISTE, Djery	2-2	0-0	0-0	1	2	3	2	4	0	1	1	0	11	
15	BROWN, Clevon	0-3	0-2	0-0	2	0	2	1	0	0	2	0	0	10	
24	CRESSLER, Nolan	2-2	1-1	0-0	0	5	5	1	5	1	2	0	0	19	
	Team				2	5	7								
	Totals	25-46	10-23	23-30	13	26	39	19	83	12	19	3	6	200	

FG % 1st Half: 14-23 60.9% 2nd half: 11-23 47.8% Game: 25-46 54.3%
 3FG % 1st Half: 5-11 45.5% 2nd half: 5-12 41.7% Game: 10-23 43.5%
 FT % 1st Half: 10-13 76.9% 2nd half: 13-17 76.5% Game: 23-30 76.7%

Officials: Anthony Jordan, Joe Lindsay, Chuck Jones
 Technical fouls: Tennessee State-REED, Jordan. Vanderbilt-None.
 Attendance: 8445



Official Basketball Box Score - Game Totals - Final Statistics
High Point vs Vanderbilt
 12/06/16 7 p.m. at Nashville, Tenn. (Memorial Gym)



High Point 63 • 4-5

#	Player	Total		3-Ptr		Rebounds			PF	TP	A	TO	Blk	Stl	Min
		FG-FGA	FG-FGA	FT-FTA	FT-FTA	Off	Def	Tot							
25	MADISON, Ricky	f	0-0	0-0	2-2	0	0	0	5	2	1	3	0	1	20
33	BOWMAN JR, Miles	f	5-10	2-3	10-12	3	3	6	1	22	1	2	1	0	27
02	WHITE, Austin	g	2-3	1-1	0-0	0	1	1	1	5	3	1	0	1	20
03	WRIGHT, Jamal	g	4-4	4-4	0-0	0	4	4	3	12	1	6	0	0	30
22	FOX, Andre	g	1-8	1-2	0-0	0	2	2	0	3	0	2	0	0	24
04	WILLIAMS, Jalen	g	0-1	0-0	0-0	0	0	0	0	0	1	2	0	0	16
10	THOMPSON, Tarique	g	2-3	1-1	0-0	0	1	1	3	5	0	1	0	1	20
14	VARGO, Luke	g	1-1	1-1	0-0	0	0	0	0	3	1	0	0	0	10
24	LINDAUER, Anthony	g	4-10	2-2	1-2	0	3	3	4	11	3	2	0	2	27
34	WHITEHEAD, Jordan	g	0-0	0-0	0-0	0	1	1	0	0	0	0	0	0	3
35	GOODING, Dexter	g	0-1	0-1	0-0	0	1	1	0	0	1	0	0	0	3
Team						1	1	2							
Totals			19-41	12-15	13-16	4	17	21	17	63	12	19	1	5	200

FG % 1st Half: 14-25 56.0% 2nd half: 5-16 31.3% Game: 19-41 46.3% Deadball Rebounds 1
 3FG % 1st Half: 8-9 88.9% 2nd half: 4-6 66.7% Game: 12-15 80.0%
 FT % 1st Half: 6-7 85.7% 2nd half: 7-9 77.8% Game: 13-16 81.3%

Vanderbilt 90 • 5-4

#	Player	Total		3-Ptr		Rebounds			PF	TP	A	TO	Blk	Stl	Min
		FG-FGA	FG-FGA	FT-FTA	FT-FTA	Off	Def	Tot							
05	FISHER-DAVIS, Matthe	f	6-10	4-8	3-4	0	3	3	0	19	3	1	1	0	29
11	ROBERSON, Jeff	f	5-8	4-7	0-0	0	3	3	2	14	2	2	0	0	25
03	KORNET, Luke	c	3-8	0-2	2-2	0	3	3	4	8	1	1	1	1	23
01	WILLIS, Payton	g	4-5	3-4	2-2	0	2	2	2	13	4	1	1	1	23
13	LACHANCE, Riley	g	4-4	4-4	2-2	0	2	2	2	14	7	1	0	2	29
00	JUSTICE, Camron	g	1-1	0-0	1-1	0	1	1	0	3	0	1	0	1	6
02	TOYE, Joe	g	1-5	1-2	3-4	2	3	5	1	6	1	1	0	0	18
12	BAPTISTE, Djery	g	0-0	0-0	0-0	0	1	1	2	0	0	1	0	0	14
15	BROWN, Clevon	g	1-2	1-2	0-0	0	0	0	2	3	0	1	1	0	11
20	MCGLOIN, Phillip	g	0-0	0-0	0-0	0	0	0	0	0	0	0	0	0	0+
24	CRESSLER, Nolan	g	4-7	2-3	0-0	2	2	4	1	10	5	3	0	3	22
Team						2	0	2							
Totals			29-50	19-32	13-15	6	20	26	16	90	23	13	3	8	200

FG % 1st Half: 16-27 59.3% 2nd half: 13-23 56.5% Game: 29-50 58.0% Deadball Rebounds 0
 3FG % 1st Half: 12-19 63.2% 2nd half: 7-13 53.8% Game: 19-32 59.4%
 FT % 1st Half: 6-6 100.0% 2nd half: 7-9 77.8% Game: 13-15 86.7%

Officials: John Hampton, Terry Moore, Nathan Bemis
 Technical fouls: High Point-None. Vanderbilt-None.
 Attendance: 8288

Score by periods	1st	2nd	Total
High Point	42	21	63
Vanderbilt	50	40	90

Points	In	Off	2nd	Fast	Bench
HPU	Paint	T/O	Chance	Break	
VU	10	11	5	0	19
VU	12	33	8	10	22

Last FG - HPU 2nd-00:58, VU 2nd-01:26.
 Largest lead - HPU by 7 1st-14:13, VU by 30 2nd-03:40.
 HPU led for 04:34, VU led for 34:14. Game was tied for 01:11.

Score tied - 0 times.
 Lead changed - 4 times.



Official Basketball Box Score - Game Totals - Final Statistics
Vanderbilt vs Middle Tennessee
 12/08/16 6:35 p.m. at Murfreesboro, Tenn.



Vanderbilt 48 • 5-5

#	Player	Total		3-Ptr		Rebounds			PF	TP	A	TO	Blk	Stl	Min
		FG-FGA	FG-FGA	FT-FTA	FT-FTA	Off	Def	Tot							
03	KORNET, Luke	f	3-13	0-2	2-2	2	3	5	1	8	1	1	1	0	28
11	ROBERSON, Jeff	f	4-12	1-5	2-5	1	7	8	1	11	0	3	0	1	32
01	WILLIS, Payton	g	0-1	0-1	2-2	0	2	2	1	2	2	1	0	0	16
05	FISHER-DAVIS, Matthe	g	4-13	3-7	2-2	0	3	3	1	13	1	4	0	1	36
13	LACHANCE, Riley	g	1-4	0-2	0-0	0	4	4	2	2	2	3	0	0	34
02	TOYE, Joe	g	1-2	1-1	0-0	0	1	1	0	3	1	1	0	0	8
12	BAPTISTE, Djery	g	0-0	0-0	0-0	0	0	0	0	0	0	0	0	0	3
15	BROWN, Clevon	g	3-4	0-0	0-0	1	3	4	1	6	1	0	1	0	17
24	CRESSLER, Nolan	g	1-4	0-1	1-2	0	2	2	3	3	1	0	0	1	26
Team						1	3	4							
Totals			17-53	5-19	9-13	5	28	33	10	48	9	13	2	3	200

FG % 1st Half: 9-28 32.1% 2nd half: 8-25 32.0% Game: 17-53 32.1% Deadball Rebounds 2
 3FG % 1st Half: 4-13 30.8% 2nd half: 1-6 16.7% Game: 5-19 26.3%
 FT % 1st Half: 1-2 50.0% 2nd half: 8-11 72.7% Game: 9-13 69.2%

Middle Tennessee 71 • 9-1

#	Player	Total		3-Ptr		Rebounds			PF	TP	A	TO	Blk	Stl	Min
		FG-FGA	FG-FGA	FT-FTA	FT-FTA	Off	Def	Tot							
22	WILLIAMS, JaCorey	f	6-9	0-0	1-2	0	10	10	2	13	0	1	0	1	31
30	UPSHAW, Reggie	f	7-12	0-2	0-2	1	5	6	2	14	5	1	1	3	35
00	DIXON, Tyrrik	g	1-4	0-1	0-0	1	5	6	1	2	2	3	0	1	23
11	SIMPSON, Edward	g	1-5	1-5	0-0	0	1	1	1	3	6	1	0	2	29
20	POTTS, Giddy	g	10-17	4-9	3-3	1	8	9	2	27	1	0	0	3	34
01	WALTERS, Brandon	g	1-4	0-0	0-0	1	1	2	1	2	1	0	1	0	10
02	JOHNSON, Antwan	g	0-4	0-3	3-4	1	1	2	0	3	0	0	0	0	9
04	HABERSHAM, Xavier	g	2-5	2-3	0-0	0	1	1	1	6	0	0	0	0	21
14	MILLER, Chase	g	0-0	0-0	0-0	0	0	0	0	0	0	0	1	0	2
24	COPELAND, Quavius	g	0-0	0-0	0-0	0	0	0	0	0	0	0	0	0	2
25	GAMBLE, Karl	g	0-1	0-1	1-2	0	0	0	2	1	0	0	0	0	2
45	FOOTE, Aldonis	g	0-0	0-0	0-0	0	0	0	2	0	0	0	0	0	2
Team						2	0	2							
Totals			28-61	7-24	8-13	7	32	33	14	71	15	6	3	10	200

FG % 1st Half: 12-29 41.4% 2nd half: 16-32 50.0% Game: 28-61 45.9% Deadball Rebounds 3,1
 3FG % 1st Half: 4-13 30.8% 2nd half: 3-11 27.3% Game: 7-24 29.2%
 FT % 1st Half: 3-6 50.0% 2nd half: 5-7 71.4% Game: 8-13 61.5%

Officials: Ray Natili, Patrick Adams, Roger Ayers
 Technical fouls: Vanderbilt-None. Middle Tennessee-None.
 Attendance: 9606

Score by periods	1st	2nd	Total
Vanderbilt	23	25	48
Middle Tennessee	31	40	71

Points	In	Off	2nd	Fast	Bench
VU	Paint	T/O	Chance	Break	
VU	22	4	6	0	12
MT	28	17	3	16	12

Last FG - VU 2nd-05:23, MT 2nd-01:52.
 Largest lead - VU by 4 1st-16:01, MT by 26 2nd-06:51.
 VU led for 04:39, MT led for 34:03. Game was tied for 01:18.

Score tied - 2 times.
 Lead changed - 3 times.



Official Basketball Box Score - Game Totals - Final Statistics
Chattanooga vs Vanderbilt
 12/17/16 7:30 p.m. at Nashville, Tenn. (Memorial Gym)



Chattanooga 74 • 8-3

#	Player	Total		3-Ptr		Rebounds			PF	TP	A	TO	Blk	Stl	Min
		FG-FGA	FG-FGA	FT-FTA	FT-FTA	Off	Def	Tot							
05	Justin Tuoyo	f	6-10	0-0	0-1	7	2	9	4	12	2	4	2	0	27
23	Tre' McLean	f	3-9	1-3	3-3	0	6	6	3	10	0	2	0	1	34
01	Greg Pryor	g	4-7	1-4	3-5	0	3	3	1	12	5	1	0	0	37
04	J. Burroughs-Cook	g	4-11	0-1	3-4	1	1	2	4	11	0	1	0	1	29
24	Casey Jones	g	8-11	0-0	0-2	1	2	3	2	16	1	3	0	0	26
02	Rodney Chatman	g	0-0	0-0	0-0	0	0	0	3	0	1	1	0	0	9
03	Nat Dixon	g	1-1	0-0	0-0	0	1	1	2	2	1	0	0	0	14
11	Makale Foreman	g	1-1	1-1	0-0	0	0	0	1	3	0	0	0	0	7
21	Makinde London	g	2-4	0-2	4-4	0	6	6	4	8	1	1	1	1	17
Team						2	1	3							
Totals			29-54	3-11	13-19	11	22	33	24	74	11	14	3	3	200

FG % 1st Half: 14-31 45.2% 2nd half: 15-23 65.2% Game: 29-54 53.7% Deadball Rebounds 1
 3FG % 1st Half: 2-7 28.6% 2nd half: 1-4 25.0% Game: 3-11 27.3%
 FT % 1st Half: 8-10 80.0% 2nd half: 5-9 55.6% Game



Official Basketball Box Score - Game Totals - Final Statistics
Vanderbilt vs LSU
 12/29/16 8:00 PM at Baton Rouge, La. (Maravich Center)



Vanderbilt 96 • 7-6 (1-0 SEC)

#	Player	Total		3-Ptr	Rebounds			PF	TP	A	TO	Blk	Stl	Min
		FG-FGA	FT-FTA		Off	Def	Tot							
03	KORNET, Luke	5-7	2-4	2-2	1	3	4	3	14	2	0	0	2	33
11	ROBERSON, Jeff	2-8	0-3	2-3	5	6	11	2	6	6	3	1	2	37
01	WILLIS, Payton	4-7	3-6	0-0	0	0	0	1	11	2	3	0	2	22
05	FISHER-DAVIS, Matthe	5-13	4-9	9-12	0	4	4	2	23	0	2	0	0	29
13	LACHANCE, Riley	8-13	4-7	4-5	0	1	1	1	24	5	1	0	1	36
02	TOYE, Joe	3-5	2-2	0-0	0	2	2	3	8	1	0	0	1	11
12	BAPTISTE, Djery	0-1	0-0	0-0	1	0	1	2	0	0	0	0	0	9
24	CRESSLER, Nolan	4-4	1-1	1-2	1	2	3	1	10	2	1	0	1	23
Team					1	2	3			1				
Totals		31-58	16-32	18-24	9	20	29	15	96	18	11	1	9	200

FG % 1st Half: 16-32 50.0% 2nd half: 15-26 57.7% Game: 31-58 53.4% Deadball Rebounds 1
 3FG % 1st Half: 8-16 50.0% 2nd half: 8-16 50.0% Game: 16-32 50.0%
 FT % 1st Half: 5-5 100.0 2nd half: 13-19 68.4% Game: 18-24 75.0%

LSU 89 • 8-4 (0-1 SEC)

#	Player	Total		3-Ptr	Rebounds			PF	TP	A	TO	Blk	Stl	Min
		FG-FGA	FT-FTA		Off	Def	Tot							
01	REATH, Duop	2-4	0-0	1-2	0	2	2	2	5	0	6	2	1	32
21	EPPS, Aaron	1-3	0-0	1-2	1	3	4	5	3	1	3	0	0	22
00	SAMPSON, Brandon	4-7	4-5	0-0	0	1	1	1	12	1	4	0	1	24
02	BLAKENEY, Antonio	8-13	2-6	6-7	1	6	7	0	24	2	1	1	1	33
04	MAYS, Skylar	3-4	3-3	2-2	1	1	2	1	11	4	0	0	0	18
03	ROBINSON III, Elbert	0-0	0-0	0-0	0	0	0	1	0	0	0	0	0	4
10	JENKINS, Brandon	2-6	1-3	0-2	0	1	1	3	5	2	0	0	0	19
11	PATTERSON, Jalyn	4-7	3-5	0-0	0	3	3	1	11	6	0	0	2	26
20	BRIDGEWATER, Brian	2-2	0-0	0-0	1	0	1	2	4	0	0	0	0	2
44	SIMS, Wayde	5-8	4-6	0-1	1	5	6	1	14	2	1	0	2	20
Team					1	1	2							
Totals		31-54	17-28	10-16	6	23	29	17	89	18	15	3	7	200

FG % 1st Half: 13-25 52.0% 2nd half: 18-29 62.1% Game: 31-54 57.4% Deadball Rebounds 3
 3FG % 1st Half: 9-13 69.2% 2nd half: 8-15 53.3% Game: 17-28 60.7%
 FT % 1st Half: 7-8 87.5% 2nd half: 3-8 37.5% Game: 10-16 62.5%

Officials: Anthony Jordan, Mike Nance, Ron Groover
 Technical fouls: Vanderbilt-None. LSU-None.
 Attendance: 7853

Score by periods	1st	2nd	Total
Vanderbilt	45	51	96
LSU	42	47	89

Points	In Paint	Off T/O	2nd Chance	Fast Break	Bench
VU	24	30	12	0	18
LSU	22	18	7	4	34

Last FG - VU 2nd-01:49, LSU 2nd-00:31.
 Largest lead - VU by 20 2nd-09:05, LSU by 3 1st-16:59.
 VU led for 36:06. LSU led for 02:34. Game was tied for 01:20.

Score tied - 4 times.
 Lead changed - 4 times.



Official Basketball Box Score - Game Totals - Final Statistics
Auburn vs Vanderbilt
 01/04/17 6 p.m. at Nashville, Tenn. (Memorial Gym)



Auburn 61 • 10-4, 0-2 SEC

#	Player	Total		3-Ptr	Rebounds			PF	TP	A	TO	Blk	Stl	Min
		FG-FGA	FT-FTA		Off	Def	Tot							
03	Purifoy, Danjel	3-13	2-6	2-2	1	3	4	2	10	3	2	0	3	31
50	Wiley, Austin	3-8	0-0	0-0	4	0	4	3	6	0	0	0	0	12
01	Harper, Jared	7-15	3-6	2-2	0	1	1	1	19	2	1	0	1	32
05	Heron, Mustapha	3-13	0-3	7-7	0	6	6	0	13	1	2	0	1	31
23	Lang, TJ	0-3	0-2	0-0	2	3	5	3	0	0	0	1	0	17
00	Spencer, Horace	1-1	0-0	0-0	1	1	2	2	2	0	1	1	0	14
02	Brown, Bryce	1-3	1-3	0-0	0	0	0	2	3	0	1	0	1	12
04	Dunans, T.J.	2-8	0-1	0-2	1	4	5	2	4	1	4	1	2	23
12	Smith, LaRon	0-0	0-0	0-0	1	0	1	2	0	0	0	0	0	9
24	McLemore, Anfernee	2-4	0-0	0-0	3	3	6	0	4	0	1	1	0	15
35	Johnson, Ronnie	0-0	0-0	0-0	0	0	0	1	0	1	0	0	0	4
Team					0	2	2							
Totals		22-68	6-21	11-13	12	25	37	18	61	8	12	4	8	200

FG % 1st Half: 9-29 31.0% 2nd half: 13-39 33.3% Game: 22-68 32.4% Deadball Rebounds 1
 3FG % 1st Half: 2-7 28.6% 2nd half: 4-14 28.6% Game: 6-21 28.6%
 FT % 1st Half: 9-9 100.0 2nd half: 2-4 50.0% Game: 11-13 84.6%

Vanderbilt 80 • 8-6, 2-0 SEC

#	Player	Total		3-Ptr	Rebounds			PF	TP	A	TO	Blk	Stl	Min
		FG-FGA	FT-FTA		Off	Def	Tot							
11	ROBERSON, Jeff	0-7	0-3	5-6	0	7	7	3	5	2	1	0	1	34
03	KORNET, Luke	4-9	1-2	1-3	4	7	11	2	10	2	1	4	1	31
01	WILLIS, Payton	3-6	1-4	0-0	1	4	5	2	7	6	3	0	1	32
05	FISHER-DAVIS, Matthe	11-20	7-14	4-7	0	7	7	1	33	2	2	0	2	33
13	LACHANCE, Riley	3-5	2-4	0-0	0	4	4	5	8	3	4	0	1	22
02	TOYE, Joe	4-7	1-4	0-0	0	2	2	3	9	3	3	0	1	19
12	BAPTISTE, Djery	0-1	0-0	0-0	1	0	1	1	0	0	0	0	0	7
15	BROWN, Clevon	0-0	0-0	0-0	1	0	1	0	0	0	0	1	0	8
24	CRESSLER, Nolan	3-3	2-2	0-0	0	1	1	0	8	0	0	0	0	14
Team					1	1	2							
Totals		28-58	14-33	10-16	8	33	41	17	80	18	14	5	7	200

FG % 1st Half: 15-31 48.4% 2nd half: 13-27 48.1% Game: 28-58 48.3% Deadball Rebounds 3,2
 3FG % 1st Half: 8-18 44.4% 2nd half: 6-15 40.0% Game: 14-33 42.4%
 FT % 1st Half: 8-14 57.1% 2nd half: 2-2 100.0% Game: 10-16 62.5%

Officials: Antinio Petty, Karl Hess, Gerry Pollard
 Technical fouls: Auburn-None. Vanderbilt-None.
 Attendance: 9918

Score by periods	1st	2nd	Total
Auburn	29	32	61
Vanderbilt	46	34	80

Points	In Paint	Off T/O	2nd Chance	Fast Break	Bench
AU	32	15	10	2	13
VU	24	16	11	4	17

Last FG - AU 2nd-00:37, VU 2nd-03:57.
 Largest lead - AU None, VU by 26 2nd-03:57.
 AU led for 00:00. VU led for 39:37. Game was tied for 00:23.

Score tied - 0 times.
 Lead changed - 0 times.



Official Basketball Box Score - Game Totals - Final Statistics
Vanderbilt vs Alabama
 1/7/17 6:05 p.m. at Tuscaloosa, Ala. (Coleman Coliseum)



Vanderbilt 56 • 8-7, 2-1

#	Player	Total		3-Ptr	Rebounds			PF	TP	A	TO	Blk	Stl	Min
		FG-FGA	FT-FTA		Off	Def	Tot							
03	KORNET, Luke	5-17	3-7	2-3	6	7	13	2	15	2	1	4	1	37
11	ROBERSON, Jeff	2-6	0-1	0-1	0	1	1	4	4	1	0	0	0	22
01	WILLIS, Payton	3-8	2-3	2-3	0	5	5	2	10	4	2	0	1	27
05	FISHER-DAVIS, Matthe	2-9	1-6	2-2	0	4	4	3	7	0	3	0	1	32
13	LACHANCE, Riley	3-7	2-4	0-0	0	3	3	1	8	3	4	0	0	36
02	TOYE, Joe	1-3	0-1	0-0	0	2	2	2	2	0	2	1	0	13
12	BAPTISTE, Djery	0-0	0-0	0-0	0	0	0	2	0	0	0	0	1	5
15	BROWN, Clevon	0-0	0-0	0-0	0	0	0	0	0	0	0	0	0	3
24	CRESSLER, Nolan	4-6	2-4	0-0	1	3	4	1	10	0	0	0	1	25
Team					1	2	3							
Totals		20-56	10-26	6-9	8	27	35	17	56	10	12	5	5	200

FG % 1st Half: 11-32 34.4% 2nd half: 9-24 37.5% Game: 20-56 35.7% Deadball Rebounds 1
 3FG % 1st Half: 5-12 41.7% 2nd half: 5-14 35.7% Game: 10-26 38.5%
 FT % 1st Half: 3-4 75.0% 2nd half: 3-5 60.0% Game: 6-9 66.7%

Alabama 59 • 9-5, 2-0

#	Player	Total		3-Ptr	Rebounds			PF	TP	A	TO	Blk	Stl	Min
		FG-FGA	FT-FTA		Off	Def	Tot							
01	Norris, Riley	0-5	0-4	0-0	0	2	2	0	0	0	0	0	0	19
25	Key, Braxton	2-7	1-2	2-2	4	7	11	3	7	1	1	0	0	33
35	Hall, Donta	0-1	0-0	0-0	1	1	2	2	0	0	2	1	0	8
05	Johnson Jr, Avery	2-7	2-3	0-0	0	0	0	1	6	0	0	0	1	20
12	Ingram, Dazon	4-12	0-2	2-5	4	6	10	0	10	5	2	1	2	31
03	Collins, Corban	1-6	1-6	1-2	0	4	4	3	4	1	0	0	1	16
10	Taylor, Jimmie	4-7	0-0	2-2	5	3	8	1	10	3	3	3	0	30

2016-17 Roster

No.	Name	Pos.	Ht.	Wt.	Cl.-Yr	Hometown (Previous School)
1	Payton Willis	G	6-4	182	Fr. - 1st	Fayetteville, Ark. (Fayetteville)
2	Joe Toy	G/F	6-7	208	So. - 2nd	Chicago, Ill. (Whitney Young)
3	Luke Kornet	F	7-1	250	Sr. - 4th	Lantana, Texas (Liberty Christian)
5	Matthew Fisher-Davis	G	6-5	185	Jr. - 3rd	Charlotte, N.C. (Butler)
11	Jeff Roberson	F	6-6	224	Jr. - 3rd	Houston, Texas (The Kinkaid School)
12	Djery Baptiste	C	6-10	240	R-Fr. - 2nd	Gonaives, Haiti (Prestonwood Christian (Texas))
13	Riley LaChance	G	6-2	192	Jr. - 3rd	Brookfield, Wis. (Brookfield Central)
14	Larry Austin, Jr.	G	6-2	175	R-So. - 3rd	Springfield, Ill. (Xavier University/Lanphier)
15	Clevon Brown	F	6-8	219	Fr. - 1st	San Antonio, Texas (Churchill)
24	Nolan Cressler	G	6-4	210	R-Sr. - 5th	Pittsburgh, Pa. (Cornell/Plum)

COACHING STAFF

Head Coach..... **Bryce Drew** (Valparaiso, 1998) - 1st
 Associate Head Coach..... **Roger Powell** (Illinois, 2005) - 1st
 Assistant Coach..... **Jake Diebler** (Valparaiso, 2009) - 1st
 Assistant Coach..... **Casey Shaw** (Toledo, 1998) - 1st
 Director of Recruiting/Player Personnel.. **Omar Mance** (Rice, 2003) - 1st
 Director of Operations..... **Luke Simons** (Purdue, 2005) - 1st
 Director of Basketball Admin./Video Coord. **Matt Olinger** (Liberty, 2007) - 1st

SUPPORT STAFF

Athletic Communications Dir. **Andy Boggs** (Florida State, 1998)
 Academic Support..... **Neal Clark** (Kentucky, 1992)
 Athletic Trainer..... **Shannon Gordon** (Indiana State, 1992)
 Strength and Conditioning..... **Jeremy Anderson** (Liberty, 2011)

PRONUNCIATION GUIDE

Djery Baptiste..... **Jerry - Bap-TEEST**
 Luke Kornet **Kor-NET**
 Jeff Roberson..... **ROE-ber-son**
 Joe Toy **TOY**
 Clevon Brown..... **CLEE-von**
 Jake Diebler **DEEB-ler**

ROSTER BY CLASS

Seniors (2)

Luke Kornet..... Lantana, Texas
Nolan Cressler Pittsburgh, Pa.

Juniors (3)

Matthew Fisher-Davis Charlotte, N.C.
Riley LaChance Brookfield, Wisc.
Jeff Roberson Houston, Texas

Sophomores (2)

Larry Austin, Jr. Springfield, Ill.
Joe Toy Chicago, Ill.

Freshman (3)

Djery Baptiste..... Gonaives, Haiti
Clevon Brown..... San Antonio, Texas
Payton Willis Fayetteville, Ark.

MEMORIAL MAGIC - THE HOME TO VANDERBILT HOOPS SINCE 1952

HISTORIC MEMORIAL GYMNASIUM IN 65TH SEASON

Storied Memorial Gymnasium is in its 65th season as the host venue of Vanderbilt basketball. The SEC's most historic hoops setting has played host to more than 950 men's contests as well as the 1984 and 1991 SEC Tournaments and 40 men's and women's NCAA Tournament contests (since the early 1980s).

As the oldest gymnasium in the SEC, Memorial Gymnasium is renowned for its end zone benches, raised floor and unique atmosphere. It was dedicated in 1952 as a memorial to all Vanderbilt men and women who served in World War II. It was built by the late master architect Edwin Keeble, who was commissioned to build a combination gymnasium/concert hall.

.782	All-time winning percentage at Memorial Gym (778-216).
.896	Winning percentage against non-conference opponents since 1990 (207-24).
6	Undefeated seasons at home.

Winningest Coaches at Memorial Gymnasium

Coach	Yrs	Record
1. Kevin Stallings (2000-16)	17	226-65
2. Roy Skinner (1959, 1962-76)	16	181-41
3. Bob Polk (1948-58, 1960-61)	8	96-15
4. C.M. Newton (1982-89)	8	91-37
5. Jan van Breda Kolff (1994-99)	6	75-20
6. Eddie Fogler (1990-93)	4	54-12

Coach Drew at Memorial Gymnasium

Coach	Yr	Record
Bryce Drew	2016-17	6-1

ANNUAL ATTENDANCE FIGURES

Year	All Games	Attendance	Average	NCAA Rank	SEC Games	SEC Attendance	Average
2016-17	7	61,591	8,799	-	1	9,918	9,918
2015-16	16	178,167	11,135	36	9	107,318	11,924
2014-15	19	168,377	8,862	51	9	88,830	9,870
2013-14	16	152,539	9,534	45	9	92,455	10,273
2012-13	15	159,557	10,637	36	9	100,986	11,221
2011-12	18	246,561	13,698	18	8	112,368	14,046
2010-11	17	234,632	13,802	18	8	114,346	14,293
2009-10	16	217,965	13,623	21	8	113,539	14,192
2008-09	17	225,686	13,276	25	8	112,833	14,104
2007-08	19	254,954	13,418	22	8	113,713	14,214
2006-07	17	204,511	12,030	31	8	109,043	13,630
2005-06	16	195,159	12,197	24	8	108,258	13,532
2004-05 [^]	19	191,678	10,088	43	8	105,357	13,170
2003-04	17	192,301	11,312	33	8	106,990	13,374
2002-03	16	153,123	9,570	46	8	96,906	12,113
2001-02	17	150,325	8,843	50	8	93,873	11,734
2000-01	19	186,468	9,814	45	8	102,055	12,757
1999-00*	18	197,770	10,987	30	8	106,741	13,343
1998-99	16	192,538	12,034	26	8	106,128	13,266
1997-98	16	213,974	13,373	21	8	117,819	14,727
1996-97	16	207,771	12,986	25	8	120,214	15,027
1995-96	18	226,354	12,575	28	8	112,996	14,125
1994-95	13	183,042	14,080	17	8	118,932	14,867
1993-94	16	223,997	14,000	15	8	121,345	15,168
1992-93	14	212,156	15,154	11	8	122,536	15,317
1991-92	17	210,585	12,387	29	8	115,104	14,388
1990-91	16	214,638	13,415	19	9	133,482	14,831
1989-90	19	259,992	13,684	18	9	136,136	15,126
1988-89	15	224,657	14,977	13	9	137,212	15,246
1987-88	16	223,747	13,984	14	9	138,393	15,377
1986-87	17	226,343	13,314	14	9	130,854	14,539
1985-86	15	200,806	13,387	14	9	128,059	14,229
1984-85	16	194,390	12,149	17	9	122,514	13,613
1983-84	18	249,292	13,850	10	9	135,546	15,050
1982-83	17	237,584	13,976	9	9	135,418	15,046
1981-82	14	202,225	14,445	9	9	131,699	14,633
1980-81	15	227,478	15,165	9	9	136,436	15,160
1979-80	15	228,029	15,202	5	9	138,754	15,417
1978-79	14	215,330	15,380	5	9	139,930	15,547
1977-78	14	207,375	14,813	5	9	134,232	14,915
1976-77	15	211,966	14,131	4	9	149,108	16,568
1975-76	13	180,901	13,915	-	9	135,375	15,042
1974-75	12	178,527	14,877	-	9	134,304	14,923
1973-74	12	182,728	15,227	-	9	140,252	15,584
1972-73	12	173,567	14,464	-	9	131,193	14,577
1971-72	12	156,778	13,065	-	9	120,172	13,352
1970-71	12	170,634	14,220	-	9	130,260	14,473
1969-70	12	176,763	14,730	-	9	135,745	14,861
1968-69	12	126,896	10,575	-	9	95,300	10,589
1967-68	12	129,722	10,810	-	9	96,274	10,697
1966-67	12	105,492	8,791	-	9	79,173	8,797
1965-66	12	106,022	8,835	-	9	62,368	8,910
1964-65	12	98,821	8,235	-	9	65,712	8,214
1963-64	12	84,827	7,069	-	6	35,684	5,947
1962-63	12	75,261	6,272	-	6	46,183	6,598
1961-62	13	73,640	5,665	-	8	47,357	5,920
1960-61	13	74,187	5,707	-	7	45,549	6,507
1959-60	14	76,199	5,443	-	8	46,064	5,758

[^] First year capacity increased from 14,168 to 14,316; * First year capacity decreased from 15,311 to 14,168

**VANDERBILT BASKETBALL
QUICK HITTERS**

- This is the 114th year of Vanderbilt basketball, with the first season taking place in 1900-01. There were no teams in 1904-05 and 1905-06.
- The Commodores have been named to 14 NCAA Tournaments and 12 NIT's. Vanderbilt advanced to the Elite 8 in 1965 (field of 23), and the Sweet 16 in 1988, 1993, 2004, and 2007. The Commodores captured the NIT Championship in 1990 and finished runner-up in 1994.
- The Commodores are a charter member of the SEC, with the 2016-17 season being the 84th year in the conference.
- Vanderbilt is the only private institution in the SEC with the lowest enrollment of any of the 14 schools (6,738).
- Vanderbilt's Perry Wallace became the first African-American scholarship basketball player in the SEC when he took the court in 1967.
- The Commodores have 44 career 1,000-point scorers, with Shan Foster (2004-08) the all-time leading scorer with 2,011 career points.
- Vanderbilt has had 12 All-Americans since 1950. They are: Billy Joe Adcock (1950), Clyde Lee (1965), Tom Hagan (1969), Jan van Breda Kolff (1974), Will Perdue (1988), Billy McCaffrey (1993), Dan Langhi (2000), Matt Freije (2004), Derrick Byars (2007), Shan Foster (2008), and John Jenkins (2011).
- Vanderbilt had two players selected in the 2016 NBA Draft - Wade Baldwin IV, Memphis, 17th pick and Damian Jones, Golden State 30th pick - one of only three schools with two or more players drafted in the first round. In all, 37 Vanderbilt players have been selected in the NBA Draft since 1950.
- The Commodores had three players drafted in the first 31 picks of the 2012 NBA Draft - John Jenkins, Atlanta, 23rd pick, Festus Ezeli, Golden State, 30th pick, Jeffery Taylor, Charlotte, 31st pick - the most by the Commodores in one draft.
- The Commodores ended a 61-year SEC Tournament drought in 2012 by claiming the tournament championship in New Orleans, the team's first SEC tournament championship since 1951.
- Kevin Stallings is the winningest coach in Vanderbilt history with 322 total victories (17 years, 322-220).
- All three of the university's top all-time scorers played for Kevin Stallings (Foster, Jeffery Taylor, Matt Freije). John Jenkins, who is 10th on the list, also played for him.
- Vanderbilt's intercollegiate athletics teams are nicknamed the Commodores, in honor of the nickname given to founder Cornelius Vanderbilt, who made his fortune in shipping. Vanderbilt donated \$1 million to begin "Central University" in 1875 - the campus was later renamed for Cornelius because of his generosity. Cornelius never stepped foot on the campus that bears his namesake.

SEC STANDINGS

2016-17 SEC STANDINGS (1/9)

	SEC	Pct.	All	Pct.
Alabama	2-0	1.000	9-5	.643
Florida	3-0	1.000	12-3	.800
Kentucky	3-0	1.000	13-2	.867
South Carolina	2-0	1.000	12-3	.800
Vanderbilt	2-1	.667	8-7	.533
Georgia	2-1	.667	10-5	.667
Miss. State	1-1	.500	10-4	.714
Arkansas	1-2	.333	12-3	.800
LSU	1-2	.333	9-5	.643
Ole Miss	1-2	.333	10-5	.667
Tennessee	1-2	.333	8-7	.533
Auburn	0-3	.000	10-5	.667
Missouri	0-2	.000	5-9	.357
Texas A&M	0-3	.000	8-6	.571

SEC STATS

VU TEAM SEC RANKINGS (1/9)

Category	SEC	All
Scoring	4th (77.3)	11th (72.3)
Scoring Defense	5th (69.7)	8th (68.7)
Scoring Margin	4th (+7.7)	11th (+3.6)
FT%	10th (.694)	2nd (.774)
FG%	4th (.459)	11th (.432)
FG% Defense	2nd (.395)	11th (.425)
3FG%	3rd (.440)	1st (.403)
3FG% Defense	11th (.405)	12th (.365)
3FG Made	1st (13.3)	1st (10.2)
Rebound Margin	10th (-3.7)	9th (+2.0)
Blocks	9th (3.7)	13th (3.9)
Assists	3rd (15.3)	5th (14.5)
Steals	T-5th (0.3)	12th (-1.8)
Assist/TO Ratio	4th (1.2)	6th (1.1)

VU INDIVIDUAL SEC RANKINGS (1/9)

Player	SEC	Total
Matthew Fisher-Davis		
Scoring	4th (21.0)	6th (16.9)
FT%	NA	T-9th (.829)
3FG%	NA	5th (.421)
3FG Made	2nd (4.0)	2nd (3.0)
Luke Kornet		
Rebounding	4th (9.3)	NA
FT%	NA	T-9th (.829)
3FG%	T-6th (.462)	NA
3FG Made	T-10th (2.0)	NA
Blocks	T-2nd (2.7)	4th (2.1)
Off. Rebounding	3rd (3.7)	NA
Def. Rebounding	8th (5.7)	NA
Minutes Played	T-5th (33.7)	NA
Riley LaChance		
Assists	NA	7th (4.2)
3FG%	3rd (.533)	1st (.582)
3FG Made	7th (2.7)	8th (2.1)
A/TO Ratio	NA	4th (2.5)
Minutes Played	NA	9th (30.6)
Jeff Roberson		
Rebounding	NA	5th (7.2)
A/TO Ratio	T-9th (2.3)	NA
Def. Rebounding	NA	3rd (5.4)
Minutes Played	NA	7th (31.1)
Payton Willis		
3FG%	T-6th (.462)	NA
3FG Made	T-10th (2.0)	NA

THE LAST TIME...

VANDERBILT INDIVIDUALS

Scoring:

Scored 25 points – Matthew Fisher-Davis (25), at Dayton, 12/21/2016
Scored 30 points – Matthew Fisher-Davis (33), vs. Auburn, 1/4/2017
Scored 35 points – Billy McCaffrey (35), vs. Georgia, 2/24/1993
Scored 40 points – Shan Foster (42) vs. Mississippi State, 3/5/2008

Two Players Had 20 Points – Matthew Fisher-Davis (20), Damian Jones (20) at Miss. State, 2/16/2016

Three Players Had 20 Points – Derrick Byars (28), Shan Foster (21) and Ross Neltner (20) vs. Toledo, 12/2/2006

Scored 20 Points in Two Straight Games – Matthew Fisher-Davis at LSU (23) 12/29/16, vs. Auburn (33), 1/4/2017

Scored 20 Points in Three Straight Games – Matthew Fisher-Davis at Dayton (25), 12/21/16, at LSU (23) 12/29/16, vs. Auburn (33), 1/4/2017

Scored 20 Points in Four Straight Games – John Jenkins vs. Monmouth (25), 11/25/11, vs. Xavier (20), 11/28/11, at Louisville (27), 12/2/2011, at Davidson (22), 12/7/2011

Scored 20 Points in Five Straight Games – Shan Foster vs. Georgia (29), 2/23/2008; vs. Tennessee (32), 2/26/2008; at Arkansas (22), 3/1/2008; vs. Mississippi State (42), 3/5/2008; at Alabama (21), 3/8/2008

Scored 20 Points in Six Straight Games – Shan Foster vs. Georgia (29), 2/23/2008; vs. Tennessee (32), 2/26/2008; at Arkansas (22), 3/1/2008; vs. Mississippi State (42), 3/5/2008; at Alabama (21), 3/8/2008; vs. Auburn (26), 3/13/2008

Five Players Scored in Double Figures – Matthew Fisher-Davis (19), Jeff Roberson (14), Riley LaChance (14), Payton Willis (13), Nolan Cressler (10) vs. High Point, 12/6/2016

Seven Players Scored in Double Figures – Damian Jones (10), Wade Baldwin IV (20), Riley LaChance (10), Nolan Cressler (14), Joe Toye (10), Matthew Fisher-Davis (12), Josh Henderson (11), vs. Detroit (12/2/15)

Four Players with 15 or more points – Jeffery Taylor (20), John Jenkins (17), Brad Tinsley (16), Lance Goulbourne (16), Festus Ezeli (15) at LSU, 2/26/2011

Double-Doubles:

Double-Double – Luke Kornet (15 points, 13 rebounds) at Alabama, 1/7/17
20-10 game – Damian Jones (20 points, 10 rebounds) at Miss. State, 2/16/2016
30-10 game – A.J. Ogilvy (33 points, 10 rebounds) vs. Oregon, 11/11/2011
Back-to-back 20-10 games – Matt Freije vs. South Carolina (26 points, 11 rebounds)

1/28/04; vs. Kentucky (20 points, 11 rebounds) 1/31/04

Double-Double in Points and Rebounds – Luke Kornet (15 points, 13 rebounds) at Alabama, 1/7/17

Double-Double in Points and Assists – Wade Baldwin IV (15 points, 10 assists) vs. Western Michigan, 12/30/2015

Double-Double in Points and Blocks – Luke Kornet (11 points, 10 blocks) vs. Auburn (1/12/2016)

Double-Double in Points and Steals – Never

Double-Double in Two Consecutive games – Luke Kornet (10 points, 11 rebounds) vs. Auburn, 1/4/17; (15 points, 13 rebounds) at Alabama, 1/7/17

Double-Double in three consecutive games – Dan Langhi vs. Notre Dame (33 points, 10 rebounds) 11/21/1998; vs. Morehead State (18 points, 10 rebounds) 11/24/1998; vs. Ohio State (14 points, 17 rebounds) 11/28/1998

Two players record double-double – Damian Jones (24 points, 12 rebounds), Luke Kornet (10 points, 10 rebounds) vs. Trevecca, 11/16/2014

Triple-Doubles:

Triple-Double – Luke Kornet (11 points, 11 rebounds, 10 blocks) vs. Auburn, 1/12/16; Brad Tinsley (11 points, 10 rebounds, 10 assists) vs. Presbyterian, 11/12/2010

Field Goals:

Made 10 FG in a game – Damian Jones (10) at Saint Mary's, 3/18/2015

Made 11 FG in a game – Matthew Fisher-Davis (11) vs. Auburn, 1/4/2017

Made 12 FG in a game – Damian Jones (12) at Florida, 2/23/2016

Made 16 FG in a game - Shan Foster (16) vs. Mississippi State, 3/5/2008

Attempted 15 FG in a game – Wade Baldwin IV (15) vs. Kentucky, 2/27/16

Attempted 16 FG in a game – Damian Jones (16) at Miss. State, 2/16/2016

Attempted 17 FG in a game – Luke Kornet (17) at Alabama, 1/17/16

Attempted 18 FG in a game – Matthew Fisher-Davis (18) at Dayton, 12/21/2016

Attempted 19 FG in a game – Rod Odom (19) vs. Missouri, 1/16/14

Attempted 20 FG in a game - Matthew Fisher-Davis (20), vs. Auburn, 1/4/2017

Three-Pointers:

Made 5 3-pointers in a game – Matthew Fisher-Davis (5), at Dayton, 12/21/2016

Made 6 3-pointers in a game – Matthew Fisher-Davis (6) at Miss. State, 2/16/2016

Made 7 3-pointers in a game – Matthew Fisher-Davis (7) vs. Auburn, 1/4/2017

Made 8 3-pointers in a game – Shan Foster (8) vs. UMass, 1/5/2008

Made 9 3-pointers in a game – Shan Foster (9) vs. Mississippi State, 3/5/2008

Attempted 10 3-pointers in a game – Matthew Fisher-Davis (14) vs. Auburn, 1/4/2017
Attempted 15 3-pointers in a game – John Jenkins (16) vs. Oregon, 11/11/2011

Free Throws:

Made 10 FT in a game – Wade Baldwin IV (10), vs. Dayton, 12/9/15

Made 12 FT in a game – Luke Kornet (12) vs. Belmont, 11/15/16

Made 13 FT in a game – A.J. Ogilvy (13) vs. DePaul, 12/5/2009

Made 18 FT in a game – Matt Freije (18) vs. Indiana, 11/24/2003

Attempted 12 FT in a game – Wade Baldwin IV (13) at Tennessee, 1/20/16

Attempted 14 FT in a game – Wade Baldwin IV (14) vs. Florida, 1/26/2016

Attempted 15 FT in a game – Luke Kornet (16) vs. Belmont, 11/15/16

Rebounds:

10 Rebounds in a game – Luke Kornet (13), at Alabama, 1/7/17

15 Rebounds in a game – Jeff Roberson (16) vs. Minnesota, 12/3/16

10+ Rebounds in Three Consecutive Games – Lance Goulbourne (16) vs. Ole Miss, 1/19/2011; (10) vs. St. Mary's, 1/22/2011; (12) at Miss. State, 1/27/2011

Assists:

8 Assists – Payton Willis (8) vs. Santa Clara, 11/25/2016

9 Assists – Wade Baldwin IV (9) at Miss. State, 2/16/2016

10 Assists – Wade Baldwin IV (10) vs. Auburn, 1/12/16

11 Assists – Mario Moore (13) vs. Arkansas, 2/19/2005

12 Assists – Mario Moore (13) vs. Arkansas, 2/19/2005

13 Assists – Mario Moore (13) vs. Arkansas, 2/19/2005

14 Assists – Billy McCaffrey (14) vs. Kentucky, 1/13/1993

5+ Assists in Four Consecutive Games - Wade Baldwin IV (8) vs. Texas A&M, 2/4/16; (9) at Ole Miss, 2/6/16; (7) vs. Missouri, 2/10/16; (7) at Auburn, 2/13/16; (9) at Miss. St., 2/16/16; (7) vs. Georgia, 2/20/16

8+ Assists in Two Consecutive Games- Atiba Prater (9) at Georgia, 2/2/2000; (9) vs. Boston College, 2/6/2000

Blocks:

4 Blocked Shots – Luke Kornet (4) at Alabama, 1/7/17

5 Blocked Shots – Luke Kornet (5) vs. Tennessee, 3/10/2016

6 Blocked Shots – Luke Kornet (6) at Texas A&M, 3/5/2016

7 Blocked Shots – Damian Jones (7) at S. Carolina, 2/13/14

10 Blocked Shots – Luke Kornet (10) vs. Auburn, 1/12/16

Steals:

4 Steals – Riley LaChance (4) at Saint Mary's, 3/18/15

5 Steals – Riley LaChance (5) vs. Penn, 12/22/2014

6 Steals – Dan Cage (6) vs. Furman, 11/28/2006

7 Steals - James Strong (8) vs. Morehead State, 11/24/1998

8 Steals – James Strong (8) vs. Morehead State, 11/24/1998

Minutes:

Played every minute – Rod Odom vs. Florida, 2/25/14

Played over 40 minutes – Matthew Fisher-Davis (41), Riley LaChance (40) at Arkansas, 1/5/2016

All 5 starters played 40 minutes – Steve Tchiengang (40), Brad Tinsley (40), Lance Goulbourne (41), Jeffery Taylor (41), and John Jenkins (41), at Louisville, 12/2/2011

Fouls:

Technical Foul – Team, vs. Butler, 11/24/2016

Fouled Out – Riley LaChance, vs. Auburn, 1/4/2017

Two Players Fouled Out – Damian Jones, Jeff Roberson at Ole Miss, 2/6/2016

Three Players Fouled Out – Damian Jones, Jeff Roberson, Wade Baldwin IV at Ole Miss, 2/6/2016

TEAM

Started the game with Opponent Technical Foul – Furman bench, 12/22/2008

Scored 95 or more points – 102 vs. Detroit, 12/2/15 (W, 102-52)

Scored 100 or more points – 102 vs. Detroit, 12/2/2015 (W, 102-52)

Scored 100 or more points (SEC game) – 102 at Ole Miss, 2/16/2012 (W, 102-76)

Scored 110 or more points – 113 vs. Alabama A&M 12/30/1998 (W, 113-71)

Scored 110 or more points (SEC game) – 111 vs. Alabama 2/21/1972 (W, 111-91)

Scored 120 or more points – 130 vs. Ole Miss 12/22/1970 (W, 130-112)

Scored 120 or more points (SEC game) – 130 vs. Ole Miss 12/22/1970 (W, 130-112)

Scored 130 or more points – 130 vs. Ole Miss 12/22/1970 (W, 130-112)

Scored Less than 50 points – 48 at Middle Tennessee (L, 48-71), 12/8/2016

Scored Less than 40 points – 38 at Tennessee (L, 76-38), 3/1/2014

Scored 20 or less points in half – 18 (1st half), 20 (2nd half) at Tennessee, 3/1/14, (L, 76-38)

Scored 90+ points in three consecutive games - 95 vs. Bradley, 11/24/2007 (W, 95-86); 91 vs. South Alabama, 11/29/2007 (W, 91-88); vs. Georgia Tech, 12/1/2007 (W, 92-79)

Allowed 90 or more points – 95, vs. Marquette, 11/11/2016 (L, 95-71)

Allowed 100 or more points – 106, Kentucky, 3/5/2003 (L, 44-106)

Allowed Less than 50 points – 41, vs. Austin Peay, 11/13/2015 (W, 80-41)

Allowed 40 or Less points – 31, at Mississippi State, 2/23/2013 (W, 72-31)

Shot 60% or better – .609 vs. Tenn. St., 11/23/14 (W, 78-46)

Shot 60% or better from three – .643 vs. Purdue, 12/13/14 (W, 81-71)



THE LAST TIME...

Shot over 67% FG – .679 vs. TSU, 12/19/2009 (W, 84-71)

Shot 50% or better – .580 vs. High Point, 12/6/2016

Shot lower than 30% – .224 at Florida 3/1/2014 (L, 76-38)

Allowed 60% shooting – .612 at Florida, 2/21/2009 (L, 68-82)

Scored 100 points in two consecutive games – 111 vs. North Alabama 12/20/1980 (W, 111-79) and 111 vs. Memphis 12/23/1980 (W, 111-96)

Scored 100 points in three consecutive games – Never

Scored 100 points in Consecutive SEC games – 104 vs. LSU 2/19/1972 (W, 104-83) and 111 vs. Alabama 2/21/1972 (W, 111-91)

Won game by 70 points or more – 71 vs. Union (Tenn.) (W, 95-24), 1911-12

Won game by 60 points or more – 71 vs. Union (Tenn.) (W, 95-24), 1911-12

Won game by 50 points or more – 50 vs. Detroit (W, 102-52) 12/2/2015

Lost by 25 or More Points – at Tennessee, 3/1/2014 (L, 76-38)

Game decided by one point – at Miss. State, 2/16/2016 (L, 75-74)

Two consecutive games decided by one point – at South Carolina (L, 70-71) 1/7/1998 and Tennessee (W, 80-79) 1/10/1998

Three consecutive games decided by one point – Never

Shot 90% or Better from Free Throw Line (min. 10 att.) – 94.4% vs. Georgia (17-18) 2/27/2013

Shot less than 50% from Free Throw Line – 46.9% vs. Morgan State (15-32) 11/23/13

Shot less than 20% from 3PT – .158 (3-19) vs. Wichita State 3/15/16 (L, 70-50)

Attempted 30 FT – 30 (23-30) vs. Tenn. St., 11/29/2016

Attempted 35 FT – 39 (29-39) at Tennessee, 1/20/2016

Attempted 40 FT – 42 (29-42) vs. Florida, 2/3/2015

Attempted five or less FT – 3 vs. Chaminade, 11/24/2009

Made 30 FT – 38, vs. Western Carolina, 12/16/14

Made 15 3FG – 16 vs. LSU, 12/29/2016

Won an Overtime Game – vs. Stony Brook 11/19/15 (W, 79-72)

Lost an Overtime Game – at Arkansas, 1/5/2016 (L, 85-90)

Played Two Overtimes – vs. Yale 1/3/15 (W, 79-74)

Played Three Overtimes – at Ole Miss 2/17/1982 (L, 51-48)

Played Four Overtimes – at Ole Miss 2/17/1982 (L, 51-48)

Played consecutive games that went to overtime – vs. Xavier 11/28/2011 (L, 82-70) and at Louisville, 12/2/2011 (L, 62-60)

Had 20 Turnovers – 26 at Arkansas, 1/5/2016

Had fewer than 10 Turnovers in two straight games – at Florida (9) 3/6/2013, vs. South Carolina (9) 3/9/2013

Had 10 Blocks – 10, vs. Auburn, 1/12/2016

Scored 30 points – Jamal Murray (33) vs. Kentucky, 2/27/16

Scored 35 points – Jared Brownridge (36), Santa Clara, 11/25/2016

Scored 40 points – Morris Almond (44), Rice, 1/3/2007

Two Players Had 20 Points – Anthlon Bell (26), Moses Kingsley (25) at Arkansas, 1/5/16

Five Players Scored in Double Figures Justin Tuoyo (12), Tre' McLean (10), Greg Pryor (12), J. Burroughs-Cook (11), Casey Jones (16) vs. Chattanooga, 12/17/16

Six Players Scored in Double Figures – Bam Doyno (22), Dwayne Curtis (12), Todd Abernethy (11), Clarence Sanders (11), Polynice (10) and Williams (10), vs. Ole Miss, 1/27/2007

Four Players with 15 or more points – Erik Daniels (20), Marquis Estill (17), Kelenna Azubuike (16) and Gerald Fitch (15) vs. Kentucky, 3/5/2003

Double-Doubles:

Double-Double – Dazon Ingram (10 points, 10 rebounds) at Alabama, 1/7/17

Triple-Double – Sam Muldrow (16 points, 14 rebounds and 10 blocks) at South Carolina, 1/8/2010

20-10 game – Ryan Rosburg (24 points, 11 rebounds), vs. Missouri, 2/10/2016

30-10 game – Ben Simmons (36 points, 14 rebounds), LSU, 1/2/2016

Double-Double in Points and Rebounds

– Dazon Ingram (10 points, 10 rebounds) at Alabama, 1/7/17

Double-Double in Points and Assists – Nick Calathes (15 points, 10 assists) at Florida, 1/27/2008

Two players record double-doubles – Prince Ibeh (13 points, 11 rebounds), Kerwin Roach, Jr. (15 points, 11 rebounds), at Texas, 1/30/2016

Field Goals:

Made 10 FG in a game – Giddy Potts (10) at Middle Tennessee, 12/8/16

Made 11 FG in a game – Jordan Mickey, vs. LSU (12), 1/24/15

Made 12 FG in a game – Jamal Murray, vs. Kentucky (12), 2/27/16

Made 13 FG in a game – Bobby Portis, at Arkansas (13), 1/10/15

Attempted 15 FG in a game – Jared Harper (15), Auburn, 1/4/2017

Attempted 16 FG in a game – Armani Moore (16), Tennessee, 3/1/2016

Attempted 17 FG in a game – Giddy Potts (17) at Middle Tennessee, 12/8/16

Attempted 18 FG in a game – Detrick Mostella (18), vs. Tennessee, 3/10/2016

Attempted 19 FG in a game – Tarean Prince (19) at Baylor, 12/6/2015

Attempted 20 FG in a game – Jamal Murray, vs. Kentucky (20), 2/27/16

Attempted 25 FG in a game – Stefan Moody (25) at Ole Miss, 2/6/16

Three-Pointers:

Made 5 3-pointers in a game – Kenny Gaines (5) vs. Georgia, 1/14/2015

Made 6 3-pointers in a game – Jamal Murray, vs. Kentucky (6), 2/27/16

Made 7 3-pointers in a game – Chandler Parsons (7) vs. Florida, 1/25/2009

Made 8 3-pointers in a game – Brian Sullivan (8) vs. Miami (OH), 1/2/2012

Attempted 10 3-pointers in a game – Taylor Barnette, vs. Belmont, 11/15/16

Free Throws:

Made 8 FT in a game – Q. Weatherspoon (8) at Miss. State, 2/16/2016

Made 9 FT in a game – Dusty Hannahs (9) at Arkansas, 1/5/16

Made 10 FT in a game – Miles Bowman, Jr. (10) vs. High Point, 12/6/2016

Made 16 FT in a game – Ben Simmons (16), LSU, 1/2/2016

Made 17 FT in a game – Morris Almond (17) at Rice, 1/3/2007

Attempted 10 FT in a game – Charles Cooke (10) at Dayton, 12/21/2016

Attempted 13 FT in a game – Jared Brownridge (13) vs. Santa Clara, 11/25/16

Attempted 14 FT in a game – Johnny O'Bryant III, (14) at LSU, 1/18/14

Attempted 15 FT in a game – Ben Simmons (19), LSU, 1/2/2016

Rebounds:

10 Rebounds in a game – Braxton Key (11), Dazon Ingram at Alabama, 1/7/17

15 Rebounds in a game – Cinmeon Bowers (15) at Auburn, 2/13/2016

18 Rebounds in a game – Daniel Northern (18) vs. Tennessee Tech, 12/20/2008

19 Rebounds in a game – Omar Samhan (19) at St. Mary's, 11/20/2009

20 Rebounds in a game – Roy Rogers (20) at Alabama, 1/3/1996

Assists

8 Assists – Alex Caruso (8) at Texas A&M, 3/5/16

9 Assists – John Wall (9) at Kentucky, 1/30/2010

10 Assists – Alex Caruso (10) at Texas A&M, 1/31/2015

11 Assists – Dee Bost (11) vs. Mississippi State, 3/11/2011

12 Assists – G.G. Smith (12) vs. Georgia, 2/3/1999

Blocks:

4 Blocked Shots – Jameel Warner (4), vs. Stony Brook, 11/19/15

5 Blocked Shots – Karl-Anthony Towns, (7), at Kentucky, 1/20/15

6 Blocked Shots – Reggie Lynch, (6), vs. Minnesota, 12/3/16

7 Blocked Shots – A.J. Hammons, (7), at Purdue, 12/22/15

8 Blocked Shots – Jarvis Varnado (9) vs. Mississippi State, 2/3/2010

10 Blocked Shots – Sam Muldrow (10) at South Carolina, 1/8/2011

Steals:

5 Steals – Devon Baukman (5) vs. Tennessee, 3/10/2016

6 Steals – Jajuan Johnson (6) vs. Marquette, 11/11/2016

7 Steals – Aaron Lucas (7) at South Carolina, 1/19/2002

8 Steals – Steve Wojochowski (8) at Duke, 11/22/1996

Two players with 3 steals – Bobby Portis (4), Rashad Madden (3) at Arkansas, 1/10/15

Minutes:

Played every minute – Kadeem Jack, Myles Mack vs. Rutgers, 11/28/14

Played over 40 minutes – Carson Puriefoy (44), vs. Stony Brook, 11/19/15

Fouls:

Technical Foul – Jordan Reed, vs. Tenn. St., 11/29/2016

Fouled Out – Tahjere McCall, vs. Tenn. St., 11/29/2016

Three Players Fouled Out – Donte' Williams, Nemanja Djuristic, John Florveus vs. Georgia, 1/14/2012

OPPONENT - TEAM

Scored 90 or more points at Memorial Gym – 90 vs. LSU, 1/2/16 (LSU 90, Vanderbilt 85)

Scored 100 or more points – 106 at Kentucky 3/5/2003 (L, 44-106)

Scored 110 or more points – 120 vs. Kentucky 2/7/1996 (L, 81-120)

Scored 120 or more points – 120 vs. Kentucky 2/7/1996 (L, 81-120)

Scored 130 or more points – Never

Scored Less than 50 points – 41 vs. Austin Peay, 11/13/15 (W, 80-41)

Scored Less than 40 points – 31 at Mississippi State, 2/23/2013 (W, 72-31)

Shot 50% or Better – .537 vs. Chattanooga, 12/17/2016 (W, 76-74)

Shot 60% or Better – .612 at Florida (UF 82, VU 68), 2/21/2009

Shot 60% or Better from 3PT – .800 (12-15), vs. High Point, 12/6/2016

Shot less than 30% FG – .290 (18-62), at Auburn, 2/13/2016 (W, 86-57)

Shot less than 15% from 3PT – .111 (2-18), vs. W. Michigan, 12/30/15 (W, 86-61)

Held Opponent Without a 3-Pointer – vs. Nebraska, 11/18/10 (W, 59-49)

Shot 90% or Better from Free Throw Line – .913, at Georgia (23-25), 1/27/2015

Shot less than 50% from Free Throw Line – .467, vs. Minnesota, 12/3/2016 (L, 52-56)

Attempted 30 FT – 36 vs. Butler, 11/24/2016

Attempted 40 FT – 42 at Mississippi State, 2/12/2007

Attempted 45 or More FT – 49 at South Carolina, 1/28/2009

Attempted five or less FT – 1 vs. Miami (OH), 1/2/2012

Made 20 FT – 25, vs. Butler, 11/24/2016

Made 30 FT – 32, at South Carolina, 1/28/2009

Made 0 FT – Georgia, 1/14/2009

Made 12 3PT – 12, vs. High Point, 12/6/2016

Made 15 3PT – 15, vs. Florida, 1/25/2009

Attempted 30 or more 3PT – 41 vs. Belmont, 11/15/16

Had 20 Turnovers – 20 vs. MTSU, 12/21/2012

OPPONENT - INDIVIDUALS

Scoring:

Scored 25 points – Giddy Potts (27) at Middle Tennessee, 12/8/16





DJERY BAPTISTE

12

R-Freshman, Center
6'10" 240 lbs.
Gonaives, Haiti
Prestonwood Christian HS

SEASON HIGHS

Points: 8, vs. Belmont (11/15/16)
FG Made: 3, vs. Belmont (11/15/16)
FG Atts: 5, 2x, last vs. Bucknell (11/21/16)
3FG Made:
3FG Atts:
FT Made: 3, vs. Norfolk St. (11/18/16)
FT Atts: 6, vs. Norfolk St. (11/18/16)
Rebounds: 7, vs. Norfolk St. (11/18/16)
Assists: 1, at Dayton (12/21/16)
Turnovers: 2, 3x, last vs. Butler (11/24/16)
Blocks: 3, vs. Norfolk St. (11/18/16)
Steals: 1, 3x, last vs. Alabama (1/7/16)
Minutes: 18, vs. Norfolk St. (11/18/16)

CAREER HIGHS

Points: 8, vs. Belmont (11/15/16)
FG Made: 3, vs. Belmont (11/15/16)
FG Atts: 5, 2x, last vs. Bucknell (11/21/16)
3FG Made:
3FG Atts:
FT Made: 3, vs. Norfolk St. (11/18/16)
FT Atts: 6, vs. Norfolk St. (11/18/16)
Rebounds: 7, vs. Norfolk St. (11/18/16)
Assists: 1, at Dayton (12/21/16)
Turnovers: 2, 3x, last vs. Butler (11/24/16)
Blocks: 3, vs. Norfolk St. (11/18/16)
Steals: 1, 3x, last vs. Alabama (1/7/16)
Minutes: 18, vs. Norfolk St. (11/18/16)

MISCELLANEOUS

BAPTISTE NOTEBOOK

- ✪ Made first career-start vs. Butler.
- ✪ Tallied career-high eight points and three rebounds vs. Belmont; had 7 points and 7 rebounds vs. Norfolk St.
- ✪ Redshirted the 2015-16 season.
- ✪ Signed with the Commodores in November of 2014...Chose the Commodores over UConn, SMU, Oregon, and USC, and was ranked the eighth-best player in the state of Texas according to ESPN.
- ✪ Originally from Haiti, Baptiste is one of the most physically impressive prospects in the 2015 class. He speaks four languages and hopes to one day be a diplomat in his native country.
- ✪ Attended the Prestonwood Christian Academy in Plano, Texas, where he averaged 10 points, 10 rebounds, three blocks, two assists, and one steal in his senior season...Helped lead his Lion teams to four consecutive state championships...Named his team's Defensive Player of the Year in his senior season.
- ✪ Djery Jean Baptiste...November 12, 1995...Son of Hebert Jean Baptiste and Wislonde Destin...Plans to major in Public Policy and Linguistics...Recipient of the Myer Family Men's Basketball Scholarship...Advice to youngsters: "Seek God."

BAPTISTE GAME-BY-GAME (FRESHMAN)

Opponent	M	FG-A	3P-A	FT-A	Reb	PF	A	T	B	S	PTS
N11 vs. Marquette	9	0-1	0-0	1-2	1	4	0	0	1	1	1
N15 Belmont	11	3-5	0-0	2-2	3	4	0	2	0	0	8
N18 Norfolk State	18	2-4	0-0	3-6	7	3	0	2	3	1	7
N21 Bucknell	13	1-5	0-0	0-0	5	1	0	0	1	0	2
N24 vs. Butler*	17	1-3	0-0	0-0	2	3	0	2	0	0	2
N25 vs. Santa Clara	10	2-2	0-0	0-0	0	3	0	0	0	0	4
N29 Tennessee State	11	2-2	0-0	0-0	3	2	0	1	1	0	4
D3 vs. Minnesota	8	1-1	0-0	0-0	2	1	0	0	0	0	2
D6 High Point	14	0-0	0-0	0-0	1	2	0	1	0	0	0
D8 @M. Tennessee	3	0-0	0-0	0-0	0	0	0	0	0	0	0
D17 Chattanooga	5	2-2	0-0	0-0	2	1	0	1	0	0	4
D21 @Dayton	6	0-2	0-0	0-0	1	2	1	0	1	0	0
D29 @LSU	9	0-1	0-0	0-0	1	2	0	0	0	0	0
J4 Auburn	7	0-1	0-0	0-0	1	1	0	0	0	0	0
J7 @Alabama	5	0-0	0-0	0-0	0	2	0	0	0	1	0

Baptiste's Overall Statistics at Vanderbilt

Year	GP	GS	Min	Avg	FG	FGA	Pct	3FG	3FGA	Pct	FT	FTA	Pct	Off	Def	Tot	Avg	PF	FO	Ast	TO	Blk	Stl	Pts	Avg
2016-17	15	1	146	9.7	14	29	.483	0	0	.000	6	10	.600	12	17	29	1.9	31	0	1	9	7	3	34	2.3
TOTAL	15	1	146	9.7	14	29	.483	0	0	.000	6	10	.600	12	17	29	1.9	31	0	1	9	7	3	34	2.3

Baptiste's SEC Statistics at Vanderbilt

Year	GP	GS	Min	Avg	FG	FGA	Pct	3FG	3FGA	Pct	FT	FTA	Pct	Off	Def	Tot	Avg	PF	FO	Ast	TO	Blk	Stl	Pts	Avg
2016-17	3	0	21	7.0	0	2	.000	0	0	.000	0	0	.000	2	0	2	0.7	5	0	0	0	0	1	0	0.0
TOTAL	3	0	21	7.0	0	2	.000	0	0	.000	0	0	.000	2	0	2	0.7	5	0	0	0	0	1	0	0.0



CLEVON BROWN

15 Freshman, Forward
6'8" 219 lbs.
San Antonio, Texas
Churchill HS

SEASON HIGHS

Points: 6, 3x, last at M. Tennessee (12/8/16)
FG Made: 3, at M. Tennessee (12/8/16)
FG Atts: 4, 3x, last at M. Tennessee (12/8/16)
3FG Made: 2, vs. Butler (11/24/16)
3FG Atts: 3, vs. Norfolk St. (11/18/16)
FT Made: 1, 2x, last vs. Chattanooga (12/17/16)
FT Atts: 2, last vs. Chattanooga (12/17/16)
Rebounds: 4, at M. Tennessee (12/8/16)
Assists: 1, at M. Tennessee (12/8/16)
Turnovers: 2, vs. Tennessee State (11/29/16)
Blocks: 1, 6x, last vs. Auburn (1/4/17)
Steals:
Minutes: 17, at M. Tennessee (12/8/16)

CAREER HIGHS

Points: 6, 3x, last at M. Tennessee (12/8/16)
FG Made: 3, at M. Tennessee (12/8/16)
FG Atts: 4, 3x, last at M. Tennessee (12/8/16)
3FG Made: 2, vs. Butler (11/24/16)
3FG Atts: 3, vs. Norfolk St. (11/18/16)
FT Made: 1, (2x), last vs. Chattanooga (12/17/16)
FT Atts: 2, last vs. Chattanooga (12/17/16)
Rebounds: 4, at M. Tennessee (12/8/16)
Assists: 1, at M. Tennessee (12/8/16)
Turnovers: 2, vs. Tennessee State (11/29/16)
Blocks: 1, 6x, last vs. Auburn (1/4/17)
Steals:
Minutes: 17, at M. Tennessee (12/8/16)

MISCELLANEOUS

BROWN NOTEBOOK

- ✪ Tied a career high with six points vs. Middle Tennessee. Also grabbed career-best four rebounds.
- ✪ Signed with the Commodores in November of 2015.
- ✪ Made career debut vs. Marquette, scored five points against Golden Eagles; scored career-high six points vs. Norfolk State.
- ✪ Was ranked as the 9th-best player in the state of Texas by Texas Hoops, and the 126th-ranked player nationally by Rivals.com.
- ✪ As a junior, he averaged 16.8 points, 9.4 rebounds, and 3.2 blocks per game and was named to the District 26-6A first team, while also claiming all-tournament honors at the Northside ISD and Georgetown tournaments.
- ✪ Ranked as the 26th-ranked power forward in the country by Scout.com, he also received offers from Texas, Illinois, Notre Dame, and Auburn.

BROWN GAME-BY-GAME (FRESHMAN)

Opponent	M	FG-A	3P-A	FT-A	Reb	PF	A	T	B	S	PTS
N11 vs. Marquette	13	2-2	1-1	0-0	2	1	0	1	1	0	5
N15 Belmont	5	0-0	0-0	0-0	0	1	0	0	1	0	0
N18 Norfolk State	16	2-4	1-3	1-1	3	1	0	0	1	0	6
N21 Bucknell	2	0-0	0-0	0-0	1	0	0	1	0	0	0
N24 vs. Butler	16	2-4	2-2	0-0	4	2	0	1	0	0	6
N25 vs. Santa Clara	8	0-3	0-2	0-0	3	0	0	0	0	0	0
N29 Tennessee State	10	0-3	0-2	0-0	2	1	0	2	0	0	0
D3 vs. Minnesota	3	0-1	0-1	0-0	0	3	0	0	0	0	0
D6 High Point	11	1-2	1-2	0-0	0	2	0	1	1	0	3
D8 @ M. Tennessee	17	3-4	0-0	0-0	4	1	1	0	1	0	6
D17 Chattanooga	5	0-0	0-0	1-2	1	1	0	1	0	0	1
D21 @ Dayton	3	0-0	0-0	0-0	2	1	0	0	0	0	0
D29 @ LSU	DNP										
J4 Auburn	8	0-0	0-0	0-0	1	0	0	0	1	0	0
J7 @ Alabama	3	0-0	0-0	0-0	0	0	0	0	0	0	0

Brown's Overall Statistics at Vanderbilt

Year	GP	GS	Min	Avg	FG	FGA	Pct	3FG	3FGA	Pct	FT	FTA	Pct	Off	Def	Tot	Avg	PF	FO	Ast	TO	Blk	Stl	Pts	Avg
2016-17	14	0	120	8.6	10	23	.435	5	13	.385	2	3	.667	8	15	23	1.6	14	0	1	7	6	0	27	1.9
TOTAL	14	0	120	8.6	10	23	.435	5	13	.385	2	3	.667	8	15	23	1.6	14	0	1	7	6	0	27	1.9

Brown's SEC Statistics at Vanderbilt

Year	GP	GS	Min	Avg	FG	FGA	Pct	3FG	3FGA	Pct	FT	FTA	Pct	Off	Def	Tot	Avg	PF	FO	Ast	TO	Blk	Stl	Pts	Avg
2016-17	2	0	11	5.5	0	0	.000	0	0	.000	0	0	.000	1	0	1	0.5	0	0	0	0	1	0	0	0.0
TOTAL	2	0	11	5.5	0	0	.000	0	0	.000	0	0	.000	1	0	1	0.5	0	0	0	0	1	0	0	0.0



NOLAN CRESSLER

24

RS Senior, Guard
6'4" 210 lbs.
Pittsburgh, Pa.
Cornell/Plum HS

SEASON HIGHS

Points: 11, at Dayton (12/21/16)
FG Made: 5, at Dayton (12/21/16)
FG Atts: 9, at Dayton (12/21/16)
3FG Made: 2, 3x, last at Alabama (1/7/16)
3FG Atts: 4, at Alabama (1/7/16)
FT Made: 4, vs. Minnesota (12/3/16)
FT Atts: 5, vs. Minnesota (12/3/16)
Rebounds: 9, vs. Marquette (11/11/16)
Assists: 5, vs. High Point (12/6/16)
Turnovers: 3, 2x, last vs. High Point (12/6/16)
Blocks:
Steals: 3, vs. High Point (12/6/16)
Minutes: 28, vs. Belmont (11/15/16)

CAREER HIGHS

Points: 34, vs. Brown (2/22/14)
FG Made: 11, vs. Siena (11/22/13)
FG Atts: 22, vs. Penn (3/8/14)
3FG Made: 6, vs. Brown (2/22/14)
3FG Atts: 13, at W. Michigan (11/29/13)
FT Made: 10, 2x, last vs. Brown (2/22/14)
FT Atts: 14, vs. Brown (2/22/14)
Rebounds: 9, 3x, last vs. Marquette (11/11/16)
Assists: 5, vs. High Point (12/6/16)
Turnovers: 4, 4x, last vs. Princeton (3/7/14)
Blocks: 1, 5x, last vs. Wichita St. (3/15/16)
Steals: 3, 2x, last vs. High Point (12/6/16)
Minutes: 37, 4x, last vs. Brown (2/22/14)

MISCELLANEOUS

	2016-17	Career
Double-Digit Pts.	4	45
20+ Points	-	11
5+ threes	-	5

CRESSLER NOTEBOOK

- ✪ Is 3 points away from 1,000 career points after scoring 10 points at Alabama.
- ✪ Scored in double figures in consecutive games for first time in Vanderbilt career against Dayton and LSU.
- ✪ Tallied 10 points vs. High Point. Also tied a career-high with three steals and set a new career-best with five assists.
- ✪ Scored eight points vs. Bucknell; also scored eight points vs. Butler.
- ✪ Tied career high with nine rebounds vs. Marquette.
- ✪ Posted six games in double figures in 2015-16. Scored season-high 14 points vs. Detroit on season-best six made field goals.
- ✪ Tied season high with 14 points at Ole Miss in only 13 minutes of action.
- ✪ Scored 11 points vs. Tennessee in only 12 minutes.
- ✪ Tallied 10 points vs. St. John's in Maui.
- ✪ 6'4 guard who transferred to Vanderbilt from Cornell in the summer of 2014.
- ✪ Averaged 16.8 points, 4.2 rebounds, and 1.6 assists in his sophomore season with the Big Red...Named an honorable-mention All-Ivy selection as a sophomore...Has two years of eligibility remaining after sitting out the 2014-15 season.
- ✪ Led the team in scoring with 16.8 points per game with the Big Red.
- ✪ Also averaged 4.2 rebounds, and 1.6 assists per contest.
- ✪ Scored a career-high 34 points against Brown..His 469 points ranked 14th in a single season at Cornell, while his 68 3-pointers sits 11th... He shot 41 percent from the floor and 36 percent from 3-point range while adding 4.2 rebounds and 1.6 assists per contest.
- ✪ Scored 27 points, including five 3-pointers, at 2013 MAC champion Western Michigan, and notched 25 points on 11-of-19 shooting vs. Siena, adding three rebounds and two assists.
- ✪ Opened the 2013-14 season with a bang, scoring a career-best 23 points in the season opener at Syracuse, including 20 in the first half.

CRESSLER GAME-BY-GAME (SENIOR)

Opponent	M	FG-A	3P-A	FT-A	Reb	PF	A	T	B	S	PTS
N11 vs. Marquette*	19	3-8	1-1	0-0	9	1	1	3	0	0	7
N15 Belmont*	28	2-5	1-2	0-0	5	3	3	0	0	1	5
N18 Norfolk State*	15	1-5	1-3	0-0	3	2	1	0	0	0	3
N21 Bucknell*	22	4-7	0-2	0-0	1	1	1	1	0	0	8
N24 vs. Butler	18	3-5	1-2	1-1	3	5	0	2	0	2	8
N25 vs. Santa Clara	12	1-3	1-1	0-0	3	1	0	0	0	0	3
N29 Tennessee State	19	2-2	1-1	0-0	5	1	1	2	0	0	5
D3 vs. Minnesota	18	1-3	0-0	4-5	4	2	0	0	0	1	6
D6 High Point	22	4-7	2-3	0-0	4	1	5	3	0	3	10
D8 @ M. Tennessee	26	1-4	0-1	1-2	2	3	1	0	0	1	3
D17 Chattanooga	14	0-1	0-1	0-0	0	1	1	1	0	0	0
D21 @ Dayton	18	5-9	1-3	0-0	6	2	1	1	0	0	11
D29 @ LSU	23	4-4	1-1	1-2	3	1	2	1	0	1	10
J4 Auburn	14	3-3	2-2	0-0	1	0	0	0	0	0	8
J7 @ Alabama	25	4-6	2-4	0-0	4	1	0	0	0	1	10

Cressler's Overall Statistics

Year	GP	GS	Min	Avg	FG	FGA	Pct	3FG	3FGA	Pct	FT	FTA	Pct	Off	Def	Tot	Avg	PF	FO	Ast	TO	Bik	Stl	Pts	Avg
2012-13*	31	12	717	23.1	99	232	.427	54	134	.403	36	47	.766	36	47	83	2.7	54	0	24	31	1	19	288	9.3
2013-14*	28	28	912	32.6	169	411	.411	68	187	.364	63	81	.778	63	81	144	5.1	78	3	45	59	2	14	469	16.8
2015-16	30	2	370	12.3	57	125	.456	17	62	.274	12	23	.522	10	55	65	2.2	41	1	23	21	3	3	143	4.8
2016-17	15	4	293	19.5	38	72	.528	14	27	.519	7	10	.700	16	37	53	3.5	25	1	17	14	0	10	97	6.5
VU TOTAL	45	6	663	14.7	95	197	.482	31	89	.348	19	33	.576	26	92	118	2.6	66	2	40	35	3	13	240	5.3
All*	104	46	2292	22.0	363	840	.432	153	410	.373	118	161	.733	125	220	345	3.3	198	5	109	125	6	46	997	9.6

Cressler's SEC Statistics at Vanderbilt

Year	GP	GS	Min	Avg	FG	FGA	Pct	3FG	3FGA	Pct	FT	FTA	Pct	Off	Def	Tot	Avg	PF	FO	Ast	TO	Bik	Stl	Pts	Avg
2015-16	15	0	144	9.6	24	55	.436	5	23	.217	9	17	.529	5	25	30	2.0	18	1	8	8	1	3	62	4.1
2016-17	3	0	62	20.7	11	13	.846	5	7	.714	1	2	.500	2	6	8	2.7	2	0	2	1	0	2	28	9.3
TOTAL	18	0	206	11.4	35	68	.515	10	30	.333	10	19	.526	7	31	38	2.1	20	1	10	9	1	5	90	5.0



MATTHEW FISHER-DAVIS

5

Junior, Guard
6'5" 185 lbs.
Charlotte, N.C.
Butler HS

SEASON HIGHS

- Points:** 33, vs. Auburn (1/4/17)
- FG Made:** 11, vs. Auburn (1/4/17)
- FG Atts:** 20, vs. Auburn (1/4/17)
- 3FG Made:** 7, vs. Auburn (1/4/17)
- 3FG Atts:** 14, vs. Auburn (1/4/17)
- FT Made:** 9, 2x, last at LSU (12/29/16)
- FT Atts:** 12, at LSU (12/29/16)
- Rebounds:** 7, 2x, last vs. vs. Auburn (1/4/17)
- Assists:** 4, vs. Minnesota (12/3/16)
- Turnovers:** 4, 2x, last at Dayton (12/21/16)
- Blocks:** 1, 3x, last at Dayton (12/21/16)
- Steals:** 2, 2x, last vs. Auburn (1/4/17)
- Minutes:** 37, vs. Chattanooga (12/17/16)

CAREER HIGHS

- Points:** 33, vs. Auburn (1/4/17)
- FG Made:** 11, vs. Auburn (1/4/17)
- FG Atts:** 20, vs. Auburn (1/4/17)
- 3FG Made:** 7, vs. Auburn (1/4/17)
- 3FG Atts:** 14, vs. Auburn (1/4/17)
- FT Made:** 9, 2x, last at LSU (12/29/16)
- FT Atts:** 12, at LSU (12/29/16)
- Rebounds:** 11, vs. Wofford (12/19/15)
- Assists:** 7, vs. Dayton (12/9/15)
- Turnovers:** 5, at Stanford (3/24/15)
- Blocks:** 4, vs. S. Dakota St. (3/20/15)
- Steals:** 3, vs. Gardner-Webb (11/16/15)
- Minutes:** 41, at Arkansas (1/5/16)

MISCELLANEOUS

	2016-17	Career
Double-Digit Pts.	12	40
3+ Threes	8	37
Double-Double	-	1

FISHER-DAVIS NOTEBOOK

- ⊕ Leads the team in scoring with 16.9 points per game, ranks sixth in the SEC in scoring, second in the league in three's made (3.0), and fifth in three-point field goal percentage (.421). Scored 20 or more points in five games this year.
- ⊕ Tallied a career-high 33 points vs. Auburn - made seven threes, first Commodore to make seven three's in a game since John Jenkins made seven against Lafayette on December 21, 2011.
- ⊕ Scored 25 points at Dayton on career-best nine made field goals. Made season-high five threes vs. Flyers; tallied 23 points in win at LSU in SEC opener.
- ⊕ Tallied 22 points in win over Tennessee State - made then career high in FT's (8) and FTA's (11).
- ⊕ Tallied 23 points vs. Bucknell.
- ⊕ Started 28 games and played in 32 contests in 2015-16. Scored in double figures in 17 games in 2015-16. Made three or more threes in 17 games.
- ⊕ Tallied a career-high 20 points on three different occasions - at Arkansas, at Mississippi State, and at home against Kentucky.
- ⊕ Tied a career-best with six made threes at Tennessee. He also added eight rebounds and a career-high four assists in 18-point effort.
- ⊕ Finished the season first in the SEC in three-point field goal percentage at 44.6%.
- ⊕ Had first double-double of his career with 10 points and career-high rebounds vs. Wofford.
- ⊕ Finished 2014-15 as the SEC's freshman leader in three-pointers made (2.1, 6th in conference) and was second in three-point percentage in all games (.401). In league games only, Fisher-Davis was fifth in threes made (2.2) and fourth in three-point percentage (.402).
- ⊕ Scored a career-high 18 points at Stanford in NIT Quarterfinals on a career-high six made threes.
- ⊕ Had three made threes against Purdue and W. Carolina.
- ⊕ Scored 11 points vs. Norfolk St.
- ⊕ 6'5 guard considered one of best shooters in 2014 class...Shot 67.5% from the floor, 49.1% from three, and 96% from the free throw line in his senior season at Butler HS.
- ⊕ Averaged 22 points, 13 rebounds, five assists, two steals and two blocks per game as a senior, and was named the SW4A Player of the Year and as a member of the Charlotte Observer's All-Observer team.
- ⊕ Chose Vanderbilt over Texas, Georgia, Baylor, Kansas State, Virginia, Oklahoma State, Arkansas, Alabama, and Wake Forest.

FISHER-DAVIS GAME-BY-GAME (JUNIOR)

Opponent	M	FG-A	3P-A	FT-A	Reb	PF	A	T	B	S	PTS
N11 vs. Marquette*	22	4-10	2-5	2-2	0	0	1	4	0	0	12
N15 Belmont*	34	4-10	3-6	5-5	3	0	0	2	0	0	16
N18 Norfolk State*	27	5-12	4-9	4-4	3	3	2	0	1	1	18
N21 Bucknell*	36	7-12	4-7	5-7	2	2	0	2	0	1	23
N24 vs. Butler*	11	1-3	0-2	0-0	3	0	0	0	0	1	2
N25 vs. Santa Clara*	35	4-9	3-6	3-3	2	2	2	2	0	0	14
N29 Tennessee State*	29	6-10	2-5	8-11	5	2	1	2	0	2	22
D3 vs. Minnesota*	35	3-11	2-7	0-0	3	1	4	2	0	1	8
D6 High Point*	29	6-10	4-8	3-4	3	0	3	1	1	0	19
D8 @ M. Tennessee*	36	4-13	3-7	2-2	3	1	1	4	0	1	13
D17 Chattanooga*	37	4-14	1-7	9-9	7	3	2	2	0	0	18
D21 @ Dayton*	29	9-18	5-9	2-2	3	4	0	4	1	0	25
D29 @ LSU*	29	5-13	4-9	9-12	4	2	0	2	0	0	23
J4 Auburn*	33	11-20	7-14	4-7	7	1	2	2	0	2	33
J7 @ Alabama*	32	2-9	1-6	2-2	4	3	0	3	0	1	7

Fisher-Davis' Overall Statistics at Vanderbilt

Year	GP	GS	Min	Avg	FG	FGA	Pct	3FG	3FGA	Pct	FT	FTA	Pct	Off	Def	Tot	Avg	PF	FO	Ast	TO	Blk	Stl	Pts	Avg
2014-15	34	11	777	22.9	80	228	.351	71	177	.401	15	21	.714	16	63	79	2.3	55	0	46	31	16	13	246	7.2
2015-16	32	28	877	27.4	102	236	.432	79	177	.446	27	36	.750	12	103	115	3.6	50	1	36	27	9	15	310	9.7
2016-17	15	15	454	30.3	75	174	.431	45	107	.421	58	70	.829	5	47	52	3.5	24	0	18	32	3	10	253	16.9
TOTAL	81	54	2108	26.0	257	638	.403	195	461	.423	100	127	.787	33	213	246	3.0	129	1	100	90	28	38	809	10.0

Fisher-Davis' SEC Statistics at Vanderbilt

Year	GP	GS	Min	Avg	FG	FGA	Pct	3FG	3FGA	Pct	FT	FTA	Pct	Off	Def	Tot	Avg	PF	FO	Ast	TO	Blk	Stl	Pts	Avg
2014-15	18	7	429	23.8	45	127	.354	39	97	.402	7	11	.636	9	36	45	2.5	27	0	26	17	7	7	136	7.6
2015-16	17	14	491	28.9	57	130	.438	44	101	.436	18	24	.750	5	48	53	3.1	26	1	21	15	4	7	176	10.4
2016-17	3	3	94	31.3	18	42	.429	12	29	.414	15	21	.714	0	15	15	5.0	6	0	2	7	0	3	63	21.0
TOTAL	38	24	1014	26.7	120	299	.401	95	227	.419	40	56	.714	14	99	113	3.0	59	1	49	39	11	17	375	9.9



LUKE KORNET

3

Senior, Forward
7'1" 250 lbs.
Lantana, Texas
Liberty Christian HS

SEASON HIGHS

Points: 20, vs. Belmont (11/15/16)
FG Made: 8, vs. Bucknell (11/21/16)
FG Atts: 18, vs. Minnesota (12/3/16)
3FG Made: 3, 2x, last at Alabama (1/7/16)
3FG Atts: 8, vs. Minnesota (12/3/16)
FT Made: 12, vs. Belmont (11/15/16)
FT Atts: 16, vs. Belmont (11/15/16)
Rebounds: 13, at Alabama (1/7/16)
Assists: 2, 4x, last at Alabama (1/7/16)
Turnovers: 4, vs. Butler (11/24/16)
Blocks: 4, 4x, last at Alabama (1/7/16)
Steals: 2, 2x, last at LSU (12/29/16)
Minutes: 37, at Alabama (1/7/16)

CAREER HIGHS

Points: 24, vs. Tennessee State (11/23/14)
FG Made: 10, vs. Tennessee State (11/23/14)
FG Atts: 18, vs. Minnesota (12/3/16)
3FG Made: 5, at Tennessee (2/26/15)
3FG Atts: 9, at S. Carolina (1/9/16)
FT Made: 12, vs. Belmont (11/15/16)
FT Atts: 16, vs. Belmont (11/15/16)
Rebounds: 14, at Tennessee (1/20/16)
Assists: 4, 2x, last vs. South Carolina (2/7/15)
Turnovers: 4, 3x, last vs. Butler (11/24/16)
Blocks: 10, vs. Auburn (1/12/16)
Steals: 3, vs. Miss. State (2/1/14)
Minutes: 37, 4x, last at Alabama (1/7/16)

MISCELLANEOUS

	2016-17	Career
Double-Digit Pts.	10	42
3+ Threes	1	9
4+ Blocks	2	16

KORNET NOTEBOOK

- ✪ Scored in double figures in 10 of 15 games this season.
- ✪ Is fourth in the SEC in blocks (2.1) and 9th in free throw percentage (.829).
- ✪ Had first double-double of the season with 10 points and 11 rebounds vs. Auburn; also added four blocks. Added another double-double at Alabama (15 points, 13 rebounds).
- ✪ Recently named to the Senior CLASS Award Top 30 list.
- ✪ Made a game-winning three vs. Chattanooga on Dec. 17; was season-best 3-6 from three.
- ✪ Led the team with 15 points in 2016-17 season opener vs. Marquette; scored 20 points vs. Belmont and set new career highs in FTs made and attempted; had season-high four blocks vs. Norfolk St.; scored 19 vs. Bucknell.
- ✪ Played in 28 games and made 25 starts in 2015-16. Averaged 8.9 points and 7.3 rebounds per game. Named to All-SEC Defensive Team.
- ✪ Scored in double figures in 11 games and had four or more blocks in 12 contests. Scored a season-high 20 points at Ole Miss. Made season-high four threes in win over Texas A&M in Nashville.
- ✪ 3rd in the nation in blocked shots, averaging 3.0 blocks per game. He is fifth in the program's history in career blocks per game (1.49) and is fourth in total blocks (139).
- ✪ In a single season, Kornet's 84 blocks ranked second in program history, and his 3.0 average was the best in a single season.
- ✪ Notched the program's second triple double with 11 points, 11 rebounds, and 10 blocks vs. Auburn. It was the program's first triple-double with blocks. Brad Tinsley had the other triple double when he registered 11 points, 10 rebounds, and 10 assists in a win over Presbyterian on November 12, 2010.
- ✪ The 10 blocks set a new Vanderbilt program single-game record - the previous best was seven by Will Perdue (vs. East Carolina, 12/28/87), Festus Ezeli (at Georgia, 2/16/11) and Damian Jones (at South Carolina, 2/13/14).
- ✪ Scored in double figures in 18 games as a sophomore and made three or more threes in six games.
- ✪ Scored 22 points vs. LSU off of the bench, a career-high in SEC games. He was 9-13 from the floor.
- ✪ Scored career-high 24 points on 10-11 shooting vs. Tenn. State... He tied the Memorial Gym record for FG% held by Jeffery Taylor, who was also 10-11 from the floor vs. Tennessee State on December 19, 2009.
- ✪ Played in 30 games and started two as a true freshman; averaged 4.0 points, 2.3 rebounds, and 0.8 assists per game in 2013-14; Scored in double-figures in three games.
- ✪ Grew seven inches in his senior season in high school and then two more when he arrived on campus.
- ✪ Son of Frank Kornet, a former Vanderbilt basketball standout of his own from 1986-89.
- ✪ Averaged 15.0 points, 8.0 rebounds, 3.0 blocks, and 3.0 steals at Liberty Christian School in Argyle, Texas.
- ✪ Team was a state finalist in 2013, and were District TAPPS 5A-1 Champions in 2013.
- ✪ Named to TAPPS 5A First Team All-State in 2012-13, and was an honorable all-state selection in 2011-12.
- ✪ Advice to youngsters: "Your life is a gift from God, so do everything possible to give back to Him."

KORNET GAME-BY-GAME (SENIOR)

Opponent	M	FG-A	3P-A	FT-A	Reb	PF	A	T	B	S	PTS
N11 vs. Marquette*	23	4-9	1-4	6-6	5	3	1	3	2	0	15
N15 Belmont*	29	4-9	0-0	12-16	7	1	2	3	3	0	20
N18 Norfolk State*	22	2-5	0-0	5-6	5	1	0	1	4	0	9
N21 Bucknell*	24	8-14	1-1	2-2	6	4	1	1	0	0	19
N24 vs. Butler*	28	2-11	1-5	0-0	5	3	1	4	2	0	5
N25 vs. Santa Clara*	30	4-9	1-3	9-10	6	3	0	3	1	0	18
N29 Tennessee State*	28	2-4	0-1	8-8	6	2	1	3	2	1	12
D3 vs. Minnesota*	32	4-18	2-8	2-4	6	3	1	1	2	0	12
D6 High Point*	23	3-8	0-2	2-2	3	4	1	1	1	1	8
D8 @ M. Tennessee*	28	3-13	0-2	2-2	5	1	1	1	1	0	8
D17 Chattanooga*	35	5-10	3-6	5-6	4	2	2	2	2	2	18
D21 @ Dayton*	33	3-12	2-7	0-0	8	0	3	0	4	0	8
D29 @ LSU*	33	5-7	2-4	2-2	4	3	2	0	0	2	14
J4 Auburn*	31	4-9	1-2	1-3	11	2	2	1	4	1	10
J7 @ Alabama*	37	5-17	3-7	2-3	13	2	2	1	4	1	15

Kornet's Overall Statistics at Vanderbilt

Year	GP	GS	Min	Avg	FG	FGA	Pct	3FG	3FGA	Pct	FT	FTA	Pct	Off	Def	Tot	Avg	PF	FO	Ast	TO	Blk	Stl	Pts	Avg
2013-14	30	2	460	15.3	45	131	.344	21	89	.236	8	15	.533	19	49	68	2.3	34	0	23	21	17	9	119	4.0
2014-15	35	14	756	21.6	106	214	.495	50	125	.400	42	55	.764	32	88	120	3.4	67	1	37	41	38	7	304	8.7
2015-16	28	25	767	27.4	87	216	.403	26	93	.280	49	71	.690	50	154	204	7.3	68	1	41	31	84	14	249	8.9
2016-17	15	15	436	29.1	58	155	.374	17	52	.327	58	70	.829	31	63	94	6.3	34	0	20	25	32	8	191	12.7
TOTAL	108	56	2419	22.4	296	716	.413	114	359	.318	157	211	.744	132	354	486	4.5	203	2	121	118	171	38	863	8.0

Kornet's SEC Statistics at Vanderbilt

Year	GP	GS	Min	Avg	FG	FGA	Pct	3FG	3FGA	Pct	FT	FTA	Pct	Off	Def	Tot	Avg	PF	FO	Ast	TO	Blk	Stl	Pts	Avg
2013-14	18	1	279	15.5	24	78	.308	12	57	.211	4	9	.444	10	29	39	2.2	16	0	13	13	10	7	64	3.6
2014-15	18	4	401	22.3	56	119	.471	28	72	.389	21	25	.840	14	44	58	3.2	32	1	22	19	15	5	161	8.9
2015-16	17	15	500	29.4	52	132	.394	19	59	.322	31	47	.660	29	103	132	7.8	47	1	26	26	54	9	154	9.1
2016-17	3	3	101	33.7	14	33	.424	6	13	.462	5	8	.625	11	17	28	9.3	7	0	6	2	8	4	39	13.0
TOTAL	56	23	1281	22.9	146	362	.403	65	201	.323	61	89	.685	64	193	257	4.6	102	2	67	60	87	25	418	7.5





RILEY LACHANCE

13 Junior, Guard
6'2" 192 lbs.
Brookfield, Wis.
Brookfield HS

SEASON HIGHS

- Points:** 14, at LSU (12/29/16)
- FG Made:** 8, at LSU (12/29/16)
- FG Atts:** 13, at LSU (12/29/16)
- 3FG Made:** 5, vs. Santa Clara (11/25/16)
- 3FG Atts:** 7, at LSU (12/29/16)
- FT Made:** 4, 3x, last at LSU (12/29/16)
- FT Atts:** 6, vs. Tennessee State (11/29/16)
- Rebounds:** 7, vs. Minnesota (12/3/16)
- Assists:** 7, vs. High Point (12/6/16)
- Turnovers:** 4, at Alabama (1/7/16)
- Blocks:** 1, vs. Marquette (11/11/16)
- Steals:** 2, 2x, last vs. High Point (12/6/16)
- Minutes:** 38, vs. Minnesota (12/3/16)

CAREER HIGHS

- Points:** 26, 2x, last vs. W. Carolina (12/16/14)
- FG Made:** 9, vs. Purdue (12/13/14)
- FG Atts:** 18, at Florida (2/18/15)
- 3FG Made:** 5, 4x, last vs. Santa Clara (11/25/16)
- 3FG Atts:** 9, 2x, last at Ole Miss (3/7/15)
- FT Made:** 5, 2x, last vs. W. Carolina (12/16/14)
- FT Atts:** 5, 4x, last vs. Georgia (1/14/15)
- Rebounds:** 9, vs. Missouri (2/21/15)
- Assists:** 8, at Ole Miss (3/7/15)
- Turnovers:** 5, vs. Florida (2/3/15)
- Blocks:** 1, 2x, last vs. Stony Brook (11/19/15)
- Steals:** 5, vs. Penn (12/22/14)
- Minutes:** 42, 2x, last vs. Tennessee (2/11/15)

MISCELLANEOUS

	2016-17	Career
Double-Digit Pts.	6	41
20+ Point games	1	4

LACHANCE NOTEBOOK

- ☛ Scored season-high 24 points in win at LSU. Finished 8-13 from floor, 4-7 from three, and had 5 assists. Was fourth time of his career and first time this season eclipsing the 20-point mark.
- ☛ Leads the SEC in three-point field goal percentage (58.2%) and is fourth in assist-to-turnover ratio (2.5). He is also seventh in the league in assists (4.2) and eighth in three's made (2.1).
- ☛ Tallied 17 points - was 6-7 from the floor and 5-6 from three vs. Santa Clara. Also added four rebounds and six assists, and had zero turnovers; named to Continental Tire Las Vegas Invitational All-Tournament team.
- ☛ Played in 33 games and started 19 in 2015-16. Averaged 6.9 points and 2.4 rebounds per game.
- ☛ Scored double figures in 11 games in 2015-16, including a season-high 18 points vs. Alabama while tying a career-best with five threes.
- ☛ Scored 13 points, had six assists, and four assists vs. Gardner-Webb; also scored 13 points vs. Stony Brook.
- ☛ Named to preseason All-SEC 2nd Team by league coaches in 2015.
- ☛ Named to the SEC All-Freshman team in 2015; SEC freshman leader in points scored in all games and second in threes made.
- ☛ Third on Vanderbilt's single-season freshman scoring list with 429 points - one of only four Vanderbilt freshman to ever eclipse 400-point barrier.
- ☛ Seventh in threes made (2.1) and eighth in minutes (33.3) last season. Second amongst freshmen in SEC in threes made behind teammate Matthew Fisher-Davis.
- ☛ Captured four SEC Freshmen of the Week honors in 2014-15, which set a program record.
- ☛ Scored in double figures in 24 games in 2014-15, scored 20 or more points in three contests.
- ☛ Ended freshman season with 102 assists, third on the freshman single-season list.
- ☛ Scored 19 points and dished out career-best eight assists in win at Ole Miss.
- ☛ Had a career-high nine rebounds vs. Missouri.
- ☛ Scored a career-high 26 points in win over Purdue and 26 vs. Western Carolina.
- ☛ 6'2 guard who lead his Brookfield Central High School team in Wisconsin to a 24-1 record as a senior when he averaged 23.0 points and 2.6 assists per game...Left Brookfield as the school's all-time leading scorer (1,643 points). Also Brookfield's single-season scoring leader with 543 points, and the all-time leader in steals with 188.
- ☛ Was voted the top point guard in the state of Wisconsin by Wisconsin Hoops, and was the Player of the Year for Waukesha County.
- ☛ Major is Human and Organizational Development.

LACHANCE GAME-BY-GAME (JUNIOR)

Opponent	M	FG-A	3P-A	FT-A	Reb	PF	A	T	B	S	PTS
N11 vs. Marquette*	33	3-5	2-3	1-2	2	0	2	1	1	0	9
N15 Belmont*	24	1-3	1-1	2-2	3	0	4	1	0	0	5
N18 Norfolk State*	22	4-7	3-5	1-1	4	3	1	3	0	2	12
N21 Bucknell*	32	4-7	2-3	0-0	1	1	6	0	0	1	10
N24 vs. Butler*	34	2-6	1-2	2-2	4	3	6	2	0	0	7
N25 vs. Santa Clara*	32	6-7	5-6	0-0	4	4	6	0	0	1	17
N29 Tennessee State*	33	4-6	4-6	0-0	2	2	5	0	0	0	12
D3 vs. Minnesota*	38	4-10	1-2	0-0	7	2	5	3	0	0	9
D6 High Point*	29	4-4	4-4	2-2	2	2	7	1	0	2	14
D8 @ M. Tennessee*	34	1-4	0-2	0-0	4	2	2	3	0	0	2
D17 Chattanooga*	22	1-2	1-2	4-4	1	3	4	1	0	0	7
D21 @ Dayton*	29	0-4	0-4	0-0	5	4	4	1	0	1	0
D29 @ LSU*	36	8-13	4-7	4-5	1	1	5	1	0	1	24
J4 Auburn*	22	3-5	2-4	0-0	4	5	3	4	0	1	8
J7 @ Alabama*	36	3-7	2-4	0-0	3	1	3	4	0	0	8

LaChance's Overall Statistics at Vanderbilt

Year	GP	GS	Min	Avg	FG	FGA	Pct	3FG	3FGA	Pct	FT	FTA	Pct	Off	Def	Tot	Avg	PF	FO	Ast	TO	Blk	Stl	Pts	Avg
2014-15	35	35	1166	33.3	147	337	.436	66	173	.382	69	79	.873	10	100	110	3.1	46	0	102	47	1	25	429	12.3
2015-16	33	19	820	24.8	80	226	.354	43	119	.361	26	34	.765	11	69	80	2.4	61	1	81	44	1	20	229	6.9
2016-17	15	15	456	30.4	48	90	.533	32	55	.582	16	18	.889	5	42	47	3.1	35	1	63	25	1	9	144	9.6
TOTAL	83	69	2442	29.4	275	653	.421	141	347	.406	111	131	.847	26	211	237	2.9	142	2	246	116	3	54	802	9.7

LaChance's SEC Statistics at Vanderbilt

Year	GP	GS	Min	Avg	FG	FGA	Pct	3FG	3FGA	Pct	FT	FTA	Pct	Off	Def	Tot	Avg	PF	FO	Ast	TO	Blk	Stl	Pts	Avg
2014-15	18	18	622	34.6	73	177	.412	35	91	.385	38	45	.844	6	56	62	3.4	27	0	54	29	0	10	219	12.2
2015-16	18	7	417	23.2	35	115	.304	22	64	.344	16	23	.696	6	40	46	2.6	31	1	36	27	0	13	108	6.0
2016-17	3	3	94	31.3	14	25	.560	8	15	.533	4	5	.800	0	8	8	2.7	7	1	11	9	0	2	40	13.3
TOTAL	39	28	1133	29.1	122	317	.385	65	170	.382	58	73	.795	12	104	116	3.0	65	2	101	65	0	25	367	9.4



JEFF ROBERSON

11

Junior, Forward
6'6" 224 lbs.
Houston, Texas
The Kinkaid School

SEASON HIGHS

- Points:** 14, vs. High Point (12/6/16)
- FG Made:** 5, 3x, last vs. High Point (12/6/16)
- FG Atts:** 14, vs. Minnesota (12/3/16)
- 3FG Made:** 4, vs. High Point (12/6/16)
- 3FG Atts:** 7, vs. High Point (12/6/16)
- FT Made:** 6, vs. Norfolk St. (11/18/16)
- FT Atts:** 6, 3x, last vs. Auburn (1/4/17)
- Rebounds:** 16, vs. Minnesota (12/3/16)
- Assists:** 6, at LSU (12/29/16)
- Turnovers:** 5, vs. Marquette (11/11/16)
- Blocks:** 2, 2x, last vs. Chattanooga (12/17/16)
- Steals:** 2, 2x, last at LSU (12/29/16)
- Minutes:** 37, at LSU (12/29/16)

CAREER HIGHS

- Points:** 20, vs. Texas A&M (2/4/16)
- FG Made:** 8, vs. Texas A&M (2/4/16)
- FG Atts:** 14, vs. Minnesota (12/3/16)
- 3FG Made:** 4, vs. High Point (12/6/16)
- 3FG Atts:** 6, vs. Minnesota (12/3/16)
- FT Made:** 8, vs. Georgia (2/20/16)
- FT Atts:** 9, vs. Georgia (2/20/16)
- Rebounds:** 16, vs. Minnesota (12/3/16)
- Assists:** 6, at LSU (12/29/16)
- Turnovers:** 5, vs. Marquette (11/11/16)
- Blocks:** 2, 5x, last vs. Chattanooga (12/17/16)
- Steals:** 2, 7x, last at LSU (12/29/16)
- Minutes:** 39, at Miss. State (2/16/16)

MISCELLANEOUS

	2016-17	Career
Double-Digit Pts.	9	29
10+ Rebounds	4	9
Double-Doubles	2	7

ROBERSON NOTEBOOK

- ✦ Added 11 rebounds in win at LSU, his ninth career game with double figure rebounds and fourth of the 2016-17 season. He also added a career-high six assists.
- ✦ Scored in double figures in nine games this season, including season-high 14 points vs. High Point.
- ✦ Made a career high four made threes vs. High Point.
- ✦ Had 2nd double-double of season and 7th of career vs. Minnesota with 12 points and a career-high 16 rebounds. Previous career-best in rebounds was 13 against St. John's in Maui on November 23, 2015.
- ✦ Roberson ranks third in the SEC in defensive rebounding and is fifth in rebounding (7.2)
- ✦ Scored nine points and had 10 rebounds in season opener vs. Marquette; had 10 points and 8 rebs. vs. Belmont.
- ✦ Played in 32 games in 2015-16 and made 25 starts. Averaged 9.3 points and 5.6 rebounds per game and 11.0 points and 5.7 rebounds in conference play. Shot 43.5% from three for the season.
- ✦ Scored in double figures in 18 games in 2015-16, including a career-high 20-point effort against Texas A&M in Nashville (2/4), when he was 8-10 from the floor and 3-4 from three.
- ✦ Tallied five double-doubles, including an 18-point, 10-rebound effort in win at Florida.
- ✦ Grabbed career-high 13 rebounds in win over St. John's in Maui.
- ✦ Finished fifth in the SEC in all games in free throw percentage (.833); second in league games only (.877).
- ✦ Started 24 games as a true freshman in 2014-15; averaged 4.7 ppg and shot 45.5% from three.
- ✦ Scored career-high 12 points vs. Tennessee at Memorial Gym.
- ✦ Scored eight points at Georgia Tech on 4-of-5 shooting; also scored eight points vs. Penn and 4-5 from floor.
- ✦ Tied a career high with eight rebounds against Baylor.
- ✦ Played career-high 35 minutes vs. LaSalle and scored seven points and grabbed seven rebounds.
- ✦ Left The Kinkaid School as the school's all-time leading scorer with 1,743 points.
- ✦ Averaged 20.1 points, 9.2 rebounds, 2.0 assists, and 1.5 steals per game in his senior season at the Kinkaid School in Houston.
- ✦ Named a finalist for the Guy V. Lewis Award, which is given to the top high school player in the city of Houston.
- ✦ As a senior, Roberson shot 66.8% from the floor, 48% from three-point range, and 78% from the free throw line.
- ✦ SEC Academic Honor Roll member in 2015.
- ✦ Chose Vanderbilt over Georgia Tech, Saint Louis, and Harvard.

ROBERSON GAME-BY-GAME (JUNIOR)

Opponent	M	FG-A	3P-A	FT-A	Reb	PF	A	T	B	S	PTS
N11 vs. Marquette*	33	3-11	1-4	2-2	10	0	2	5	0	1	9
N15 Belmont*	33	4-8	2-4	0-0	8	5	4	1	0	0	10
N18 Norfolk State*	24	2-8	1-4	6-6	11	3	3	3	0	0	11
N21 Bucknell*	36	4-10	0-3	0-0	6	2	5	1	1	1	8
N24 vs. Butler*	25	3-5	0-2	5-6	4	4	1	2	1	1	11
N25 vs. Santa Clara*	32	4-8	3-5	1-4	4	2	1	4	0	0	12
N29 Tennessee State*	31	5-10	2-4	1-2	5	3	0	4	0	2	13
D3 vs. Minnesota*	36	5-14	2-6	0-0	16	1	1	1	2	1	12
D6 High Point*	25	5-8	4-7	0-0	3	2	2	2	0	0	14
D8 @ M. Tennessee*	32	4-12	1-5	2-5	8	1	0	3	0	1	11
D17 Chattanooga*	35	4-10	1-4	2-2	5	3	2	1	2	0	11
D21 @ Dayton*	32	2-11	0-3	4-4	9	4	1	1	0	0	8
D29 @ LSU*	37	2-8	0-3	2-3	11	2	6	3	1	2	6
J4 Auburn*	34	0-7	0-3	5-6	7	3	2	1	0	1	5
J7 @ Alabama*	22	2-6	0-1	0-1	1	4	1	0	0	0	4

Roberson's Overall Statistics at Vanderbilt

Year	GP	GS	Min	Avg	FG	FGA	Pct	3FG	3FGA	Pct	FT	FTA	Pct	Off	Def	Tot	Avg	PF	FO	Ast	TO	Blk	Stl	Pts	Avg
2014-15	33	24	637	19.3	50	103	.485	15	33	.455	40	64	.625	32	70	102	3.1	86	2	37	48	10	13	155	4.7
2015-16	32	25	858	26.8	91	186	.489	30	69	.435	85	102	.833	58	121	179	5.6	101	5	38	34	6	15	297	9.3
2016-17	15	15	467	31.1	49	136	.360	17	58	.293	30	41	.732	27	81	108	7.2	39	1	31	32	7	10	145	9.7
TOTAL	80	64	1962	24.5	190	425	.447	62	160	.388	155	207	.749	117	272	389	4.9	226	8	106	114	23	38	597	7.5

Roberson's SEC Statistics at Vanderbilt

Year	GP	GS	Min	Avg	FG	FGA	Pct	3FG	3FGA	Pct	FT	FTA	Pct	Off	Def	Tot	Avg	PF	FO	Ast	TO	Blk	Stl	Pts	Avg
2014-15	16	11	313	19.6	22	49	.449	7	13	.538	24	40	.600	18	29	47	2.9	43	1	20	23	3	6	75	4.7
2015-16	18	17	524	29.1	60	114	.526	21	43	.488	57	65	.877	33	69	102	5.7	61	4	29	17	2	7	198	11.0
2016-17	3	3	93	31.0	4	21	.190	0	7	.000	7	10	.700	5	14	19	6.3	9	0	9	4	1	3	15	5.0
TOTAL	37	31	930	25.1	86	184	.467	28	63	.444	88	115	.765	56	112	168	4.5	113	5	58	44	6	16	288	7.8



JOE TOYE

2

Sophomore, Guard
6'7" 208 lbs.
Chicago, Ill.
Whitney Young HS

SEASON HIGHS

Points: 10, vs. Chattanooga (12/17/16)
FG Made: 4, vs. Auburn (1/4/17)
FG Atts: 7, vs. Auburn (1/4/17)
3FG Made: 1, 4x, last vs. Auburn (1/4/17)
3FG Atts: 4, vs. Auburn (1/4/17)
FT Made: 4, 2x, vs. Chattanooga (12/17/16)
FT Atts: 6, vs. Marquette (11/11/16)
Rebounds: 6, vs. Belmont (11/15/16)
Assists: 3, vs. Auburn (1/4/17)
Turnovers: 3, 5x, vs. Auburn (1/4/17)
Blocks: 1, at Alabama (1/7/16)
Steals: 1, 4x, vs. Auburn (1/4/17)
Minutes: 22, 2x, last at Dayton (12/21/16)

CAREER HIGHS

Points: 10, 4x, last vs. Chattanooga (12/17/16)
FG Made: 4, vs. Auburn (1/4/17)
FG Atts: 7, vs. Auburn (1/4/17)
3FG Made: 3, vs. Tennessee (3/10/16)
3FG Atts: 4, 2x, last vs. Auburn (1/4/17)
FT Made: 4, 2x, last vs. Chattanooga (12/17/16)
FT Atts: 6, vs. Detroit (12/2/15)
Rebounds: 6, vs. Belmont (11/15/16)
Assists: 4, vs. Tennessee (3/10/16)
Turnovers: 3, vs. Auburn (1/4/17)
Blocks: 1, 2x, last at Alabama (1/7/16)
Steals: 1, 8x, last at LSU (12/29/16)
Minutes: 26, vs. Wichita State (3/15/16)

MISCELLANEOUS

TOYE NOTEBOOK

- ✪ Made season-high four field goals against Auburn.
- ✪ Was 3-5 from floor in win at LSU and 2-2 from three.
- ✪ Tied a career high with 10 points in win over Chattanooga.
- ✪ Scored season-high eight points vs. Marquette in season opener.
- ✪ Played in 30 games in 2015-16 and averaged 3.6 points and 1.2 rebounds per game. Scored in double figures in three games.
- ✪ Tied a career high with 10 points against Tennessee at SEC Tournament. Made a career-high three three's in a career-best 23 minutes of action. Also scored 10 points in First Four game vs. Wichita State.
- ✪ Scored career-high 10 points vs. Detroit - tied his career high with three made field goals.
- ✪ Signed with the Commodores in November of 2014.
- ✪ Was ranked as the sixth-best player in the state of Illinois and a four-star prospect by ESPN, and was also ranked as the 113th-best prospect in the nation by Rivals.com.
- ✪ Toye and his twin sister Elizabeth are both Division I basketball players - Elizabeth plays for Wisconsin.
- ✪ Attended Whitney Young High School in Chicago, where he was named as a First-Team All-City selection.
- ✪ Averaged 18.0 points, 7.0 rebounds, 2.0 assists, 2.0 steals, and 1.5 blocks as a senior.
- ✪ Chose the Commodores over Iowa, Memphis, Creighton, Bradley, UIC, and Missouri.
- ✪ Recipient of the Edie and David Johnson Family Basketball Scholarship.
- ✪ Advice to youngsters: "Don't let negative influences in your life."

TOYE GAME-BY-GAME (SOPHOMORE)

Opponent	M	FG-A	3P-A	FT-A	Reb	PF	A	T	B	S	PTS
N11 vs. Marquette	21	2-4	0-2	4-6	2	1	2	1	0	0	8
N15 Belmont	14	1-3	0-1	1-2	6	0	0	1	0	0	3
N18 Norfolk State	21	1-3	0-1	3-4	3	2	2	0	0	0	2
N21 Bucknell	22	0-4	0-2	0-0	2	2	2	1	0	1	0
N24 vs. Butler	14	3-5	0-1	1-2	2	4	0	1	0	1	7
N25 vs. Santa Clara	9	1-2	1-1	0-0	0	0	1	0	0	0	3
N29 Tennessee State	11	2-3	0-0	1-2	2	1	0	1	0	0	5
D3 vs. Minnesota	7	0-3	0-0	0-0	2	0	0	0	0	0	0
D6 High Point	18	1-5	1-2	3-4	5	1	1	1	0	0	6
D8 @M. Tennessee	8	1-2	1-1	0-0	1	0	1	1	0	0	3
D17 Chattanooga	19	3-5	0-0	4-4	2	3	2	1	0	0	10
D21 @Dayton	22	0-2	0-1	2-2	3	2	1	2	0	1	2
D29 @LSU	11	3-5	2-2	0-0	2	3	1	0	0	1	8
J4 Auburn	19	4-7	1-4	0-0	2	3	3	3	0	1	9
J7 @Alabama	13	1-3	0-1	0-0	2	2	0	2	1	0	2

Toye's Overall Statistics at Vanderbilt

Year	GP	GS	Min	Avg	FG	FGA	Pct	3FG	3FGA	Pct	FT	FTA	Pct	Off	Def	Tot	Avg	PF	FO	Ast	TO	Blk	Stl	Pts	Avg
2015-16	30	0	257	8.6	37	74	.500	9	21	.429	25	39	.641	7	30	37	1.2	28	0	10	13	2	6	108	3.6
2016-17	15	0	229	15.3	23	56	.411	6	19	.316	19	26	.731	8	28	36	2.4	24	0	16	15	1	5	71	4.7
TOTAL	45	0	486	10.8	60	130	.462	15	40	.375	44	65	.677	15	58	73	1.6	52	0	26	28	3	11	179	4.0

Toye's SEC Statistics at Vanderbilt

Year	GP	GS	Min	Avg	FG	FGA	Pct	3FG	3FGA	Pct	FT	FTA	Pct	Off	Def	Tot	Avg	PF	FO	Ast	TO	Blk	Stl	Pts	Avg
2015-16	17	0	100	5.9	11	27	.407	2	9	.222	9	13	.692	2	11	13	0.8	9	0	3	8	1	3	33	1.9
2016-17	3	0	43	14.3	8	15	.533	3	7	.429	0	0	.000	0	6	6	2.0	8	0	4	5	1	2	19	6.3
TOTAL	20	0	143	7.2	19	42	.452	5	16	.313	9	13	.692	2	17	19	1.0	17	0	7	13	2	5	52	2.6





PAYTON WILLIS

1

Freshman, Guard
6'4" 182 lbs.
Fayetteville, Ark.
Fayetteville HS

SEASON HIGHS

- Points:** 17, vs. Butler (11/24/16)
- FG Made:** 5, vs. Butler (11/24/16)
- FG Atts:** 8, 2x, last at Alabama (1/7/16)
- 3FG Made:** 3, 2x, last at LSU (12/29/16)
- 3FG Atts:** 6, at LSU (12/29/16)
- FT Made:** 5, vs. Butler (11/24/16)
- FT Atts:** 6, 2x, last vs. Butler (11/24/16)
- Rebounds:** 5, 2x, last at Alabama (1/7/16)
- Assists:** 8, vs. Santa Clara (11/25/16)
- Turnovers:** 5, vs. Minnesota (12/3/16)
- Blocks:** 1, at Dayton (12/21/16)
- Steals:** 2, at LSU (12/29/16)
- Minutes:** 32, 2x, last vs. Auburn (1/4/17)

CAREER HIGHS

- Points:** 17, vs. Butler (11/24/16)
- FG Made:** 5, vs. Butler (11/24/16)
- FG Atts:** 8, 2x, last at Alabama (1/7/16)
- 3FG Made:** 3, 2x, last at LSU (12/29/16)
- 3FG Atts:** 6, at LSU (12/29/16)
- FT Made:** 5, vs. Butler (11/24/16)
- FT Atts:** 6, 2x, last vs. Butler (11/24/16)
- Rebounds:** 5, 2x, last at Alabama (1/7/16)
- Assists:** 8, vs. Santa Clara (11/25/16)
- Turnovers:** 5, vs. Minnesota (12/3/16)
- Blocks:** 1, at Dayton (12/21/16)
- Steals:** 2, at LSU (12/29/16)
- Minutes:** 32, 2x, last vs. Auburn (1/4/17)

WILLIS NOTEBOOK

- ✪ Scored in double figure for fifth time this season with 10 points at Alabama.
- ✪ Posted a career-high five rebounds against Auburn.
- ✪ Scored 11 points in win at LSU. Was 4-7 from floor and 3-6 from three.
- ✪ Started last eight games at point guard for the Commodores.
- ✪ Tallied 13 points and was 3-4 from floor vs. High Point.
- ✪ Scored career-high 17 points vs. Butler; made first career start vs. Santa Clara and dished out career-high eight assists vs. Broncos.
- ✪ Signed with the Commodores in the fall of 2015.
- ✪ Third ever Commodore from the state of Arkansas and first since Ralph Childs played for Vanderbilt in the 1955-56 season.
- ✪ Attended Fayetteville High School in Fayetteville, Arkansas, averaged 15.9 points, 3.6 rebounds, 3.5 assists, and 1.5 steals per game while also shooting 44.7% from three in his junior season and was honored as an all-conference and all-state selection as a sophomore and junior.
- ✪ Was ranked as the second-ranked player in the state of Arkansas, the 22nd-best point guard in the country by 247sports.com, and ranked as the 119th-best player in the nation by Rivals.com.

WILLIS GAME-BY-GAME (FRESHMAN)

Opponent	M	FG-A	3P-A	FT-A	Reb	PF	A	T	B	S	PTS
N11 vs. Marquette	8	1-3	0-1	1-6	2	1	1	0	0	1	3
N15 Belmont	16	3-5	1-3	3-4	1	1	0	2	0	1	10
N18 Norfolk State	20	1-4	0-1	0-0	4	1	5	3	0	0	2
N21 Bucknell	9	1-3	0-0	0-0	0	0	0	0	0	0	2
N24 vs. Butler	27	5-8	2-5	5-6	3	2	2	2	1	0	17
N25 vs. Santa Clara*	32	2-5	1-4	0-0	4	0	8	4	0	0	5
N29 Tennessee State*	23	2-4	1-3	4-4	2	3	3	3	0	0	9
D3 vs. Minnesota*	23	1-2	1-1	0-0	1	0	1	5	0	1	3
D6 High Point*	23	4-5	3-4	2-2	2	2	4	1	0	1	13
D8 @M. Tennessee*	16	0-1	0-1	2-2	2	1	2	1	0	0	2
D17 Chattanooga*	28	3-6	0-1	1-2	4	1	3	1	0	0	7
D21 @Dayton*	28	4-7	1-4	0-0	1	0	2	4	1	1	9
D29 @LSU*	22	4-7	3-6	0-0	0	1	2	3	0	2	11
J4 Auburn*	32	3-6	1-4	0-0	5	2	6	3	0	1	7
J7 @Alabama*	27	3-8	2-3	2-3	5	2	4	2	0	1	10

Willis' Overall Statistics at Vanderbilt

Year	GP	GS	Min	Avg	FG	FGA	Pct	3FG	3FGA	Pct	FT	FTA	Pct	Off	Def	Tot	Avg	PF	FO	Ast	TO	Blk	Stl	Pts	Avg
2016-17	15	10	334	22.3	37	74	.500	16	41	.390	20	29	.690	11	25	36	2.4	16	0	43	34	2	9	110	7.3
TOTAL	15	10	334	22.3	37	74	.500	16	41	.390	20	29	.690	11	25	36	2.4	16	0	43	34	2	9	110	7.3

Willis' SEC Statistics at Vanderbilt

Year	GP	GS	Min	Avg	FG	FGA	Pct	3FG	3FGA	Pct	FT	FTA	Pct	Off	Def	Tot	Avg	PF	FO	Ast	TO	Blk	Stl	Pts	Avg
2016-17	3	3	81	27.0	10	21	.476	6	13	.462	2	3	.667	1	9	10	3.3	5	0	12	8	0	4	28	9.3
TOTAL	3	3	81	27.0	10	21	.476	6	13	.462	2	3	.667	1	9	10	3.3	5	0	12	8	0	4	28	9.3



2016-17 Vanderbilt Basketball
 Vanderbilt Combined Team Statistics (as of Jan 09, 2017)
 All games



RECORD:	OVERALL	HOME	AWAY	NEUTRAL
ALL GAMES	8-7	6-1	1-3	1-3
CONFERENCE	2-1	1-0	1-1	0-0
NON-CONFERENCE	6-6	5-1	0-2	1-3

#	Player	gp-gs	min	avg	Total		3-Point		F-Throw		Rebounds				pf	dq	a	to	blk	stl	pts	avg
					fg-fga	fg%	3fg-fga	3fg%	ft-fa	ft%	off	def	tot	avg								
05	FISHER-DAVIS, Matth	15-15	454	30.3	75-174	.431	45-107	.421	58-70	.829	5	47	52	3.5	24	0	18	32	3	10	253	16.9
03	KORNET, Luke	15-15	436	29.1	58-155	.374	17-52	.327	58-70	.829	31	63	94	6.3	34	0	20	25	32	8	191	12.7
11	ROBERSON, Jeff	15-15	467	31.1	49-136	.360	17-58	.293	30-41	.732	27	81	108	7.2	39	1	31	32	7	10	145	9.7
13	LACHANCE, Riley	15-15	456	30.4	48-90	.533	32-55	.582	16-18	.889	5	42	47	3.1	35	1	63	25	1	9	144	9.6
01	WILLIS, Payton	15-10	334	22.3	37-74	.500	16-41	.390	20-29	.690	11	25	36	2.4	16	0	43	34	2	9	110	7.3
24	CRESSLER, Nolan	15-4	293	19.5	38-72	.528	14-27	.519	7-10	.700	16	37	53	3.5	25	1	17	14	0	10	97	6.5
02	TOYE, Joe	15-0	229	15.3	23-56	.411	6-19	.316	19-26	.731	8	28	36	2.4	24	0	16	15	1	5	71	4.7
12	BAPTISTE, Djery	15-1	146	9.7	14-29	.483	0-0	.000	6-10	.600	12	17	29	1.9	31	0	1	9	7	3	34	2.3
15	BROWN, Clevon	14-0	120	8.6	10-23	.435	5-13	.385	2-3	.667	8	15	23	1.6	14	0	1	7	6	0	27	1.9
Team											20	32	52				4					
Total.....		15	3000		356-825	.432	153-380	.403	219-283	.774	143	393	536	35.7	248	3	217	201	59	67	1084	72.3
Opponents.....		15	3000		367-864	.425	116-318	.365	180-260	.692	144	362	506	33.7	258	-	187	174	46	85	1030	68.7

TEAM STATISTICS	VU	OPP	Date	Opponent	Score	Att.
SCORING	1084	1030	^	11/11/16 vs Marquette	L 71-95	4116
Points per game	72.3	68.7		11/15/16 BELMONT	w 80-66	9116
Scoring margin	+3.6	-	+	11/18/16 NORFOLK STATE	w 75-52	8205
FIELD GOALS-ATT	356-825	367-864	+	11/21/16 BUCKNELL	L 72-75	8243
Field goal pct	.432	.425	#	11/24/16 vs Butler	L 66-76	2537
3 POINT FG-ATT	153-380	116-318	#	11/25/16 vs Santa Clara	w 76-66	3000
3-point FG pct	.403	.365		11/29/16 TENNESSEE STATE	w 83-59	8445
3-pt FG made per game	10.2	7.7	%	12/03/16 vs Minnesota	L 52-56	3250
FREE THROWS-ATT	219-283	180-260		12/06/16 HIGH POINT	w 90-63	8288
Free throw pct	.774	.692		12/08/16 at Middle Tennessee	L 48-71	9606
F-Throws made per game	14.6	12.0		12/17/16 CHATTANOOGA	w 76-74	9376
REBOUNDS	536	506		12/21/16 at Dayton	L 63-68	12828
Rebounds per game	35.7	33.7	*	12/29/16 at LSU	w 96-89	7853
Rebounding margin	+2.0	-	*	01/04/17 AUBURN	w 80-61	9918
ASSISTS	217	187	*	1/7/17 at Alabama	L 56-59	11256
Assists per game	14.5	12.5				
TURNOVERS	201	174				
Turnovers per game	13.4	11.6				
Turnover margin	-1.8	-				
Assist/turnover ratio	1.1	1.1				
STEALS	67	85				
Steals per game	4.5	5.7				
BLOCKS	59	46				
Blocks per game	3.9	3.1				
ATTENDANCE	61591	54446				
Home games-Avg/Game	7-8799	4-10386				
Neutral site-Avg/Game	-	4-3226				

^ = Veterans Classic presented by Northwestern Mutual, Annapolis, Md.
 + = Continental Tire Las Vegas Invitational, Nashville, Tenn.
 # = Continental Tire Las Vegas Invitational, Las Vegas, Nev.
 % = Sanford Pentagon, Sioux Falls, S.D.
 * = Conference game

Score by Periods	1st	2nd	Totals
Vanderbilt	545	539	1084
Opponents	471	559	1030



2016-17 Vanderbilt Basketball
 Vanderbilt Combined Team Statistics (as of Jan 07, 2017)
 Conference games



RECORD:	OVERALL	HOME	AWAY	NEUTRAL
ALL GAMES	2-1	1-0	1-1	0-0
CONFERENCE	2-1	1-0	1-1	0-0
NON-CONFERENCE	0-0	0-0	0-0	0-0

#	Player	gp-gs	min	avg	Total		3-Point		F-Throw		Rebounds				pf	dq	a	to	blk	stl	pts	avg
					fg-fga	fg%	3fg-fga	3fg%	ft-fta	ft%	off	def	tot	avg								
05	FISHER-DAVIS, Matth	3-3	94	31.3	18-42	.429	12-29	.414	15-21	.714	0	15	15	5.0	6	0	2	7	0	3	63	21.0
13	LACHANCE, Riley	3-3	94	31.3	14-25	.560	8-15	.533	4-5	.800	0	8	8	2.7	7	1	11	9	0	2	40	13.3
03	KORNET, Luke	3-3	101	33.7	14-33	.424	6-13	.462	5-8	.625	11	17	28	9.3	7	0	6	2	8	4	39	13.0
01	WILLIS, Payton	3-3	81	27.0	10-21	.476	6-13	.462	2-3	.667	1	9	10	3.3	5	0	12	8	0	4	28	9.3
24	CRESSLER, Nolan	3-0	62	20.7	11-13	.846	5-7	.714	1-2	.500	2	6	8	2.7	2	0	2	1	0	2	28	9.3
02	TOYE, Joe	3-0	43	14.3	8-15	.533	3-7	.429	0-0	.000	0	6	6	2.0	8	0	4	5	1	2	19	6.3
11	ROBERSON, Jeff	3-3	93	31.0	4-21	.190	0-7	.000	7-10	.700	5	14	19	6.3	9	0	9	4	1	3	15	5.0
15	BROWN, Clevon	2-0	11	5.5	0-0	.000	0-0	.000	0-0	.000	1	0	1	0.5	0	0	0	0	1	0	0	0.0
12	BAPTISTE, Djery	3-0	21	7.0	0-2	.000	0-0	.000	0-0	.000	2	0	2	0.7	5	0	0	0	0	1	0	0.0
Team											3	5	8				1					
Total.....		3	600		79-172	.459	40-91	.440	34-49	.694	25	80	105	35.0	49	1	46	37	11	21	232	77.3
Opponents.....		3	600		73-185	.395	30-74	.405	33-47	.702	38	78	116	38.7	48	-	39	38	12	21	209	69.7

TEAM STATISTICS	VU	OPP	Date	Opponent	Score	Att.
SCORING	232	209	* 12/29/16	at LSU	w 96-89	7853
Points per game	77.3	69.7	* 01/04/17	AUBURN	w 80-61	9918
Scoring margin	+7.7	-	* 1/7/17	at Alabama	L 56-59	11256
FIELD GOALS-ATT	79-172	73-185	^ = Veterans Classic presented by Northwestern Mutual, Annapolis, Md.			
Field goal pct	.459	.395	+ = Continental Tire Las Vegas Invitational, Nashville, Tenn.			
3 POINT FG-ATT	40-91	30-74	# = Continental Tire Las Vegas Invitational, Las Vegas, Nev.			
3-point FG pct	.440	.405	% = Sanford Pentagon, Sioux Falls, S.D.			
3-pt FG made per game	13.3	10.0	* = Conference game			
FREE THROWS-ATT	34-49	33-47				
Free throw pct	.694	.702				
F-Throws made per game	11.3	11.0				
REBOUNDS	105	116				
Rebounds per game	35.0	38.7				
Rebounding margin	-3.7	-				
ASSISTS	46	39				
Assists per game	15.3	13.0				
TURNOVERS	37	38				
Turnovers per game	12.3	12.7				
Turnover margin	+0.3	-				
Assist/turnover ratio	1.2	1.0				
STEALS	21	21				
Steals per game	7.0	7.0				
BLOCKS	11	12				
Blocks per game	3.7	4.0				
ATTENDANCE	9918	19109				
Home games-Avg/Game	1-9918	2-9554				
Neutral site-Avg/Game	-	0-0				

Score by Periods	1st	2nd	Totals
Vanderbilt	121	111	232
Opponents	101	108	209



2016-17 Vanderbilt Basketball
 Vanderbilt Team Game-by-Game (as of Jan 09, 2017)
 All games



TEAM STATISTICS

Opponent	Date	Score		Total		3-Pointers		Free throws		Rebounds				pf	a	t/o	blk	stl	pts	avg
				fg-fga	pct	3fg-fga	pct	ft-fta	pct	off	def	tot	avg							
vs Marquette	11/11/16	71-95	L	23-58	.397	8-24	.333	17-26	.654	11	26	37	37.0	10	13	19	5	4	71	71.0
BELMONT	11/15/16	80-66	W	23-50	.460	9-18	.500	25-31	.806	7	34	41	39.0	15	13	14	4	2	80	75.5
NORFOLK STATE	11/18/16	75-52	W	21-56	.375	10-28	.357	23-28	.821	15	31	46	41.3	19	16	13	9	4	75	75.3
BUCKNELL	11/21/16	72-75	L	29-62	.468	7-18	.389	7-9	.778	9	18	27	37.8	16	15	8	2	4	72	74.5
vs Butler	11/24/16	66-76	L	22-52	.423	7-22	.318	15-19	.789	8	25	33	36.8	29	11	16	4	5	66	72.8
vs Santa Clara	11/25/16	76-66	W	24-48	.500	15-28	.536	13-17	.765	7	25	32	36.0	15	18	13	1	1	76	73.3
TENNESSEE STATE	11/29/16	83-59	W	25-46	.543	10-23	.435	23-30	.767	13	26	39	36.4	19	12	19	3	6	83	74.7
vs Minnesota	12/03/16	52-56	L	19-63	.302	8-25	.320	6-9	.667	14	32	46	37.6	13	12	12	4	4	52	71.9
HIGH POINT	12/06/16	90-63	W	29-50	.580	19-32	.594	13-15	.867	6	20	26	36.3	16	23	13	3	8	90	73.9
at Middle Tennessee	12/08/16	48-71	L	17-53	.321	5-19	.263	9-13	.692	5	28	33	36.0	10	9	13	2	3	48	71.3
CHATTANOOGA	12/17/16	76-74	W	22-50	.440	6-21	.286	26-29	.897	8	19	27	35.2	18	16	11	4	2	76	71.7
at Dayton	12/21/16	63-68	L	23-65	.354	9-31	.290	8-8	1.000	15	29	44	35.9	19	13	13	7	3	63	71.0
at LSU	12/29/16	96-89	W	31-58	.534	16-32	.500	18-24	.750	9	20	29	35.4	15	18	11	1	9	96	72.9
AUBURN	01/04/17	80-61	W	28-58	.483	14-33	.424	10-16	.625	8	33	41	35.8	17	18	14	5	7	80	73.4
at Alabama	1/7/17	56-59	L	20-56	.357	10-26	.385	6-9	.667	8	27	35	35.7	17	10	12	5	5	56	72.3
Vanderbilt		1084		356-825	.432	153-380	.403	219-283	.774	143	393	536	35.7	248	217	201	59	67	1084	72.3
Opponents		1030		367-864	.425	116-318	.365	180-260	.692	144	362	506	33.7	258	187	174	46	85	1030	68.7

Games played: 15
 Points/game: 72.3
 FG Pct: 43.2
 3FG Pct: 40.3
 FT Pct: 77.4

Rebounds/game: 35.7
 Assists/game: 14.5
 Turnovers/game: 13.4
 Assist/turnover ratio: 1.1
 Steals/game: 4.5
 Blocks/game: 3.9



2016-17 Vanderbilt Basketball
 Vanderbilt Opponent Game-by-Game (as of Jan 09, 2017)
 All games



OPPONENT STATISTICS

Opponent	Date	Score		Total		3-Pointers		Free throws		Rebounds				pf	a	t/o	blk	stl	pts	avg
				fg-fga	pct	3fg-fga	pct	ft-fa	pct	off	def	tot	avg							
vs Marquette	11/11/16	71-95	L	39-74	.527	13-31	.419	4-5	.800	10	29	39	39.0	23	22	12	4	13	95	95.0
BELMONT	11/15/16	80-66	W	24-68	.353	9-41	.220	9-13	.692	10	23	33	36.0	23	15	9	2	4	66	80.5
NORFOLK STATE	11/18/16	75-52	W	18-60	.300	2-11	.182	14-20	.700	13	23	36	36.0	21	2	12	1	3	52	71.0
BUCKNELL	11/21/16	72-75	L	27-53	.509	8-19	.421	13-17	.765	8	25	33	35.2	10	9	11	4	4	75	72.0
vs Butler	11/24/16	66-76	L	21-52	.404	9-25	.360	25-36	.694	12	24	36	35.4	17	14	12	1	6	76	72.8
vs Santa Clara	11/25/16	76-66	W	23-49	.469	6-21	.286	14-15	.933	1	20	21	33.0	20	8	9	1	0	66	71.7
TENNESSEE STATE	11/29/16	83-59	W	20-49	.408	7-15	.467	12-25	.480	9	11	20	31.1	20	8	14	3	3	59	69.9
vs Minnesota	12/03/16	52-56	L	23-59	.390	3-9	.333	7-15	.467	10	31	41	32.4	7	15	9	8	7	56	68.1
HIGH POINT	12/06/16	90-63	W	19-41	.463	12-15	.800	13-16	.813	4	17	21	31.1	17	12	19	1	5	63	67.6
at Middle Tennessee	12/08/16	48-71	L	28-61	.459	7-24	.292	8-13	.615	7	32	39	31.9	14	15	6	3	10	71	67.9
CHATTANOOGA	12/17/16	76-74	W	29-54	.537	3-11	.273	13-19	.684	11	22	33	32.0	24	11	14	3	3	74	68.5
at Dayton	12/21/16	63-68	L	23-59	.390	7-22	.318	15-19	.789	11	27	38	32.5	14	17	9	3	6	68	68.4
at LSU	12/29/16	96-89	W	31-54	.574	17-28	.607	10-16	.625	6	23	29	32.2	17	18	15	3	7	89	70.0
AUBURN	01/04/17	80-61	W	22-68	.324	6-21	.286	11-13	.846	12	25	37	32.6	18	8	12	4	8	61	69.4
at Alabama	1/7/17	56-59	L	20-63	.317	7-25	.280	12-18	.667	20	30	50	33.7	13	13	11	5	6	59	68.7
Opponents		1030		367-864	.425	116-318	.365	180-260	.692	144	362	506	33.7	258	187	174	46	85	1030	68.7
Vanderbilt		1084		356-825	.432	153-380	.403	219-283	.774	143	393	536	35.7	248	217	201	59	67	1084	72.3

Games played: 15
 Points/game: 68.7
 FG Pct: 42.5
 3FG Pct: 36.5
 FT Pct: 69.2

Rebounds/game: 33.7
 Assists/game: 12.5
 Turnovers/game: 11.6
 Assist/turnover ratio: 1.1
 Steals/game: 5.7
 Blocks/game: 3.1



2016-17 Vanderbilt Basketball
 Vanderbilt Points-Rebounds-Assists (as of Jan 09, 2017)
 All games



Opponent	Date	Score		01 WILLIS,PAY	02 TOYE,JOE	03 KORNET,LUK	05 FISHER-DAV	11 ROBERSON,J	12 BAPTISTE,D	13 LACHANCE,R
vs Marquette	11/11/16	71-95	L	3-2-1	8-2-2	15-5-1	12-0-1	9-10-2	1-1-0	9-2-2
BELMONT	11/15/16	80-66	w	10-1-0	3-6-0	20-7-2	16-3-0	10-8-4	8-3-0	5-3-4
NORFOLK STATE	11/18/16	75-52	w	2-4-5	5-3-2	9-5-0	18-3-2	11-11-3	7-7-0	12-4-1
BUCKNELL	11/21/16	72-75	L	2-0-0	0-2-2	19-6-1	23-2-0	8-6-5	2-5-0	10-1-6
vs Butler	11/24/16	66-76	L	17-3-2	7-2-0	5-5-1	2-3-0	11-4-1	2-2-0	7-4-6
vs Santa Clara	11/25/16	76-66	w	5-4-8	3-0-1	18-6-0	14-2-2	12-4-1	4-0-0	17-4-6
TENNESSEE STATE	11/29/16	83-59	w	9-2-3	5-2-0	12-6-1	22-5-1	13-5-0	4-3-0	12-2-5
vs Minnesota	12/03/16	52-56	L	3-1-1	0-2-0	12-6-1	8-3-4	12-16-1	2-2-0	9-7-5
HIGH POINT	12/06/16	90-63	w	13-2-4	6-5-1	8-3-1	19-3-3	14-3-2	0-1-0	14-2-7
at Middle Tennessee	12/08/16	48-71	L	2-2-2	3-1-1	8-5-1	13-3-1	11-8-0	0-0-0	2-4-2
CHATTANOOGA	12/17/16	76-74	w	7-4-3	10-2-2	18-4-2	18-7-2	11-5-2	4-2-0	7-1-4
at Dayton	12/21/16	63-68	L	9-1-2	2-3-1	8-8-3	25-3-0	8-9-1	0-1-1	0-5-4
at LSU	12/29/16	96-89	w	11-0-2	8-2-1	14-4-2	23-4-0	6-11-6	0-1-0	24-1-5
AUBURN	01/04/17	80-61	w	7-5-6	9-2-3	10-11-2	33-7-2	5-7-2	0-1-0	8-4-3
at Alabama	1/7/17	56-59	L	10-5-4	2-2-0	15-13-2	7-4-0	4-1-1	0-0-0	8-3-3

Opponent	Date	Score		15 BROWN,CLEV	24 CRESSLER,N
vs Marquette	11/11/16	71-95	L	5-2-0	7-9-1
BELMONT	11/15/16	80-66	w	0-0-0	5-5-3
NORFOLK STATE	11/18/16	75-52	w	6-3-0	3-3-1
BUCKNELL	11/21/16	72-75	L	0-1-0	8-1-1
vs Butler	11/24/16	66-76	L	6-4-0	8-3-0
vs Santa Clara	11/25/16	76-66	w	0-3-0	3-3-0
TENNESSEE STATE	11/29/16	83-59	w	0-2-0	5-5-1
vs Minnesota	12/03/16	52-56	L	0-0-0	6-4-0
HIGH POINT	12/06/16	90-63	w	3-0-0	10-4-5
at Middle Tennessee	12/08/16	48-71	L	6-4-1	3-2-1
CHATTANOOGA	12/17/16	76-74	w	1-1-0	0-0-1
at Dayton	12/21/16	63-68	L	0-2-0	11-6-1
at LSU	12/29/16	96-89	w	DNP	10-3-2
AUBURN	01/04/17	80-61	w	0-1-0	8-1-0
at Alabama	1/7/17	56-59	L	0-0-0	10-4-0