



Vanderbilt (8-8, 2-2) vs. Tennessee (8-8, 1-3)
Nashville, Tenn. - Memorial Gym - 7:30 p.m. CT

TV: SEC Network

TV Talent: Dave Neal (play by play), Jon Sundvold (color)

Radio: Vanderbilt Radio Network from IMG College, vucommidores.com

Radio Talent: Joe Fisher (pxp), Tim Thompson (analyst)

Satellite Radio: XM 83, Sirius 190

Live Stats: vucommidores.com

Twitter Updates: @VandyMBB

Vanderbilt Athletic Communications

2601 Jess Neely Drive, Nashville, TN 37212

phone: 615-322-4121

www.vucommidores.com

VANDERBILT SCHEDULE/RESULTS

NOVEMBER

Date	VU	Opp	Opponent	Time/Result	TV/Rec.
Nov. 11	-	-	Marquette#	L, 71-95	0-1
Nov. 15	-	-	Belmont	W, 80-66	1-1
Nov. 18	-	-	Norfolk St. ^	W, 75-52	2-1
Nov. 21	-	-	Bucknell ^	L, 72-75	2-2
Nov. 24	-	RW/RV	Butler	L, 66-76	2-3
Nov. 25	-	-	Santa Clara	W, 76-66	3-3

Continental Tire Las Vegas Invitational, Las Vegas, Nev.

Nov. 29 - - Tennessee St. W, 83-59 4-3

DECEMBER

Date	VU	Opp	Opponent	Time	TV/Rec.
Dec. 3	-	RW/-	Minnesota+	L, 52-56	4-4
Dec. 6	-	-	High Point	W, 90-63	5-4
Dec. 8	-	-	M. Tennessee	L, 48-71	5-5
Dec. 17	-	-	Chattanooga	W, 76-74	6-5
Dec. 21	-	-	Dayton	L, 63-68	6-6
Dec. 29	-	-	LSU*	W, 96-89	7-6, 1-0

JANUARY

Date	VU	Opp	Opponent	Time	TV/Rec.
Jan. 4	-	-	Auburn*	W, 80-61	8-6, 2-0
Jan. 7	-	-	Alabama*	L, 56-59	8-7, 2-1
Jan. 10	-	6/6	Kentucky*	L, 81-87	8-8, 2-2
Jan. 14	-	-	Tennessee*	7:30 pm	SECN
Jan. 17	-	-	Georgia*	8 pm	ESPNU
Jan. 21	-	-	Florida*	11 am	CBS
Jan. 24	-	-	Arkansas*	7:30 pm	SECN
Jan. 28	-	-	Iowa State%	3 pm	ESPN2
Jan. 31	-	-	Texas A&M*	8 pm	ESPNU

FEBRUARY

Date	VU	Opp	Opponent	Time	TV/Rec.
Feb. 4	-	-	Ole Miss*	2 pm	ESPNU
Feb. 7	-	-	Arkansas*	7:30 pm	SECN
Feb. 11	-	-	Missouri*	2:30 pm	SECN
Feb. 16	-	-	Texas A&M*	6 pm	ESPN/2
Feb. 18	-	-	S. Carolina*	7:30 pm	SECN
Feb. 22	-	-	Tennessee*	5:30 pm	SECN
Feb. 25	-	-	Miss. State*	3 pm	ESPNU
Feb. 28	-	-	Kentucky*	8 pm	ESPN

MARCH

Date	VU	Opp	Opponent	Time	TV/Rec.
Mar. 4	-	-	Florida*	1 pm	ESPN/2

ALL TIMES CENTRAL

RANKINGS: AP/ESPN

*SEC GAME; #Northwestern Mutual Veterans Classic, Annapolis, Md.;

^Continental Tire Las Vegas Invitational, Nashville, Tenn.;

+Sanford Pentagon, Sioux Falls, S.D.; %SEC/Big 12 Challenge;

SECN: SEC Network; SECN+: SEC Network Plus;

CBSSN: CBS Sports Network; TWSC: Time Warner Sports Channel

GAME INFORMATION



2016-17 Record: 8-8, 2-2 SEC
Head Coach: Bryce Drew
Career Record: 132-57 (6)
VU Record: 8-8 (1)

2016-17 LEADERS

Points: M. Fisher-Davis (17.0)
Rebounds: Jeff Roberson (7.3)
Assists: Riley LaChance (4.2)
Blocks: Luke Kornet (2.0)

SERIES INFORMATION

Series Record: Tenn. leads, 117-74.
Last Meeting: Tenn. win, 67-65, on 3/10/16 in SEC Tournament.
Record at Vanderbilt: VU leads 50-35.
Record at Tennessee: UT leads 73-23.
Record at Neutral Site: UT leads 9-1.
Coach Drew vs. Tennessee: Coach Drew has never faced Tennessee.










2016-17 Record: 8-8, 1-3 SEC
Head Coach: Rick Barnes
Career Record: 627-341 (29)
Tennessee Record: 23-28 (2)

2016-17 LEADERS

Points: Robert Hubbs III (14.6)
Rebounds: Grant Williams (5.6)
Assists: Lamonte Turner (2.8)
Blocks: Grant Williams (2.0)

QUICK HITTERS

- ★ The Commodores dropped to 8-8 overall and 2-2 in SEC play after an 87-81 loss to Kentucky at Memorial Gym on January 10.
- ★ Four Vanderbilt players scored 15 or more points, with a trio of Commodores, Jeff Roberson (19), Matthew Fisher-Davis (19), and Riley LaChance (19) leading the way. Luke Kornet also added 16 points.
- ★ The four Vanderbilt players scoring 15 or more points is the first time Vanderbilt has had four or more 15+point scorers since Jeffery Taylor (20), John Jenkins (17), Brad Tinsley (16), Lance Goulbourne (16), and Festus Ezeli (15) accomplished the feat at LSU on 2/26/2011.
- ★ Kentucky shot 50.7% from the floor, compared to 43.1% for Vanderbilt, and the Wildcats outrebounded the Commodores, 40-34. VU limited Kentucky to only one three for the game (1-9). Vanderbilt made 8 threes (8-29).
- ★ Vanderbilt leads the SEC in three-point field goal percentage (39.4%) and in threes made (10.1) and is second in free throw percentage (76.8%). The Commodores rank 13th nationally in threes made and 15th in free-throw percentage.
- ★ VU's current RPI strength of schedule is 10th, and its non-conference schedule is ranked 8th.
- ★ The Commodores have made 10 or more threes in seven games this year. Vanderbilt is averaging 12.0 made three's per game in league play so far this season (total of 48 made).
- ★ The meeting with Tennessee will be the 192nd meeting in the series and the 86th meeting played in Nashville. The Volunteers are the Commodores' most-played opponent in the program's history.
- ★ Vanderbilt is 2-1 against Tennessee with Rick Barnes at the helm of the Volunteer program, with all of the games occurring last season. In the three games last year, Vanderbilt made a combined 29 threes and outrebounded the Volunteers by an average of +4.7.
- ★ Matthew Fisher-Davis' 33 points against Auburn on January 4 was the first time a Commodore scored that many points since March 4, 2009, when A.J. Ogilvy scored 33 points in a win over LSU.
- ★ Fisher-Davis also knocked down seven 3-pointers, a new career-high against the Tigers. He was the first Vanderbilt player to make seven three's in a game since John Jenkins made seven against Lafayette on December 21, 2011.
- ★ The Commodores are in their 84th season of SEC basketball - Vanderbilt is one of the founding members of the Southeastern Conference. Vanderbilt's next SEC win will be its 700th all-time league win.
- ★ Fisher-Davis leads the team in scoring with 17.0 points per game, while Kornet adds 12.9 points, with Roberson (10.3) and LaChance (10.2) each adding double figure scoring.
- ★ Making three's is not a new thing for this year's Commodore team. Combined in their career, current players have made 709 career threes. Fisher-Davis leads the way with 197. Cressler has 153, LaChance 143, and Roberson 112.
- ★ Riley LaChance leads the SEC in three-point field goal percentage (55.7%) and is fourth in assist-to-turnover ratio (2.3). He is also seventh in the league in assists (4.2) and eighth in three's made (2.1).
- ★ Fisher-Davis is sixth in the SEC in scoring in all games, second in the league in three's made (2.9), and seventh in three-point field goal percentage (.421). Roberson ranks third in the SEC in defensive rebounding and is fourth in rebounding (7.3). Kornet is fourth in the SEC in blocks (2.0) and 9th in free throw percentage (.836).
- ★ In SEC play, Kornet is ranked in the top 10 in seven different categories (Rebounding, 3FG%, 3FG Made, Blocks, Off. Rebounding, Def. Rebounding, Minutes Played).
- ★ Senior guard Nolan Cressler, who transferred from Cornell after his sophomore season, is now only one point away from 1,000 in his career.

1		<p>PAYTON WILLIS G ★ 6-4 ★ 182 ★ Fr. ★ Fayetteville, Ark.</p> <table border="1"> <thead> <tr> <th>PPG</th> <th>RPG</th> <th>APG</th> <th>SPG</th> <th>BPG</th> <th>MPG</th> </tr> </thead> <tbody> <tr> <td>7.1</td> <td>2.3</td> <td>2.7</td> <td>0.6</td> <td>0.1</td> <td>21.6</td> </tr> </tbody> </table>	PPG	RPG	APG	SPG	BPG	MPG	7.1	2.3	2.7	0.6	0.1	21.6	<p>NOTES: Scored a career-high 17 points vs. Butler... Has started 11 straight games at point guard position... Scored 11 points at LSU, 10 at Alabama...Dished out 6 assists vs. Auburn...3rd Commodore from Arkansas and 1st since Ralph Childs (1955-56).</p>	<p>CAREER HIGHS Pts. - 17, vs. Butler (11/24/16) Rebs. - 5, at Alabama (1/7/17) Ast. - 8, vs. Santa Clara (11/25/16) Min. - 32, vs. Santa Clara (11/25/16)</p>
PPG	RPG	APG	SPG	BPG	MPG											
7.1	2.3	2.7	0.6	0.1	21.6											
2		<p>JOE TOYE G/F ★ 6-7 ★ 208 ★ So. ★ Chicago, Ill.</p> <table border="1"> <thead> <tr> <th>PPG</th> <th>RPG</th> <th>APG</th> <th>SPG</th> <th>BPG</th> <th>MPG</th> </tr> </thead> <tbody> <tr> <td>4.6</td> <td>2.4</td> <td>1.1</td> <td>0.3</td> <td>0.1</td> <td>15.1</td> </tr> </tbody> </table>	PPG	RPG	APG	SPG	BPG	MPG	4.6	2.4	1.1	0.3	0.1	15.1	<p>NOTES: Played in all 16 games this season...Tied a career high with 10 points vs. UTC... Had nine points and 3 assists in win over Auburn...Attended Whitney Young High School in Chicago, where he was named as First-Team All-City.</p>	<p>CAREER HIGHS Pts. - 10, 2x, last vs. Tenn. (3/10/16) Rebs. - 6, vs. Belmont (11/15) Ast. - 2, vs. Norfolk St. (11/18/16) Min. - 23, vs. Tenn. (3/10/16)</p>
PPG	RPG	APG	SPG	BPG	MPG											
4.6	2.4	1.1	0.3	0.1	15.1											
3		<p>LUKE KORNET F ★ 7-1 ★ 250 ★ Sr. ★ Lantana, Texas</p> <table border="1"> <thead> <tr> <th>PPG</th> <th>RPG</th> <th>APG</th> <th>SPG</th> <th>BPG</th> <th>MPG</th> </tr> </thead> <tbody> <tr> <td>12.9</td> <td>6.4</td> <td>1.3</td> <td>0.6</td> <td>2.0</td> <td>29.3</td> </tr> </tbody> </table>	PPG	RPG	APG	SPG	BPG	MPG	12.9	6.4	1.3	0.6	2.0	29.3	<p>NOTES: 7'1 forward/center who hit game winning 3 vs. UTC; was 3-6 from 3 vs. Mocs...Second on team in scoring with 12.9 ppg...Scored 20 points vs. Belmont ...Scored 16 points and had eight rebounds against Kentucky...2nd on VU all-time list in career blocks.</p>	<p>CAREER HIGHS Pts. - 24, vs. Tenn. St. (11/23/14) Rebs. - 14, at Tenn. (1/20/16) Ast. - 4, 2x, last vs. S.C. (2/7/15) Min. - 37, 4x, last at Alabama (1/7/17)</p>
PPG	RPG	APG	SPG	BPG	MPG											
12.9	6.4	1.3	0.6	2.0	29.3											
5		<p>MATTHEW FISHER-DAVIS G ★ 6-5 ★ 185 ★ Jr. ★ Charlotte, N.C.</p> <table border="1"> <thead> <tr> <th>PPG</th> <th>RPG</th> <th>APG</th> <th>SPG</th> <th>BPG</th> <th>MPG</th> </tr> </thead> <tbody> <tr> <td>17.0</td> <td>3.4</td> <td>1.1</td> <td>0.6</td> <td>0.2</td> <td>30.8</td> </tr> </tbody> </table>	PPG	RPG	APG	SPG	BPG	MPG	17.0	3.4	1.1	0.6	0.2	30.8	<p>NOTES: Scored career-high 33 points vs. Auburn; made 7 3's...Has scored 20+ points in 5 games this year...Averages 2.9 threes per game, 2nd in SEC...Shooting 40.2% this year from three (7th in SEC).. Made 79 3's last year and has 197 in his career.</p>	<p>CAREER HIGHS Pts. - 33, vs. Auburn (1/4/17) Rebs. - 11, vs. Wofford (12/19/15) Ast. - 5, at Ole Miss (3/7/15) Min. - 41, at Arkansas (1/5/16)</p>
PPG	RPG	APG	SPG	BPG	MPG											
17.0	3.4	1.1	0.6	0.2	30.8											
11		<p>JEFF ROBERSON F ★ 6-6 ★ 224 ★ Jr. ★ Houston, Texas</p> <table border="1"> <thead> <tr> <th>PPG</th> <th>RPG</th> <th>APG</th> <th>SPG</th> <th>BPG</th> <th>MPG</th> </tr> </thead> <tbody> <tr> <td>10.3</td> <td>7.3</td> <td>2.1</td> <td>0.6</td> <td>0.5</td> <td>31.6</td> </tr> </tbody> </table>	PPG	RPG	APG	SPG	BPG	MPG	10.3	7.3	2.1	0.6	0.5	31.6	<p>NOTES: Scored season-high 19 points against Kentucky; also added nine rebounds...Grabbed 11 rebounds at LSU...Had career-high 16 rebs. vs. Minnesota...T-4th in SEC in rebounding and third in defensive rebounding... Scored in double figures in 10 games this year.</p>	<p>CAREER HIGHS Pts. - 20, vs. Texas A&M (2/4/16) Rebs. - 16, vs. Minnesota (12/3/16) Ast. - 5, 2x, last vs. Bucknell (11/21/16) Min. - 38, vs. Kentucky (1/10/17)</p>
PPG	RPG	APG	SPG	BPG	MPG											
10.3	7.3	2.1	0.6	0.5	31.6											
12		<p>DJERY BAPTISTE C ★ 6-10 ★ 240 ★ R-Fr. ★ Gonaives, Haiti</p> <table border="1"> <thead> <tr> <th>PPG</th> <th>RPG</th> <th>APG</th> <th>SPG</th> <th>BPG</th> <th>MPG</th> </tr> </thead> <tbody> <tr> <td>2.1</td> <td>1.9</td> <td>0.1</td> <td>0.2</td> <td>0.4</td> <td>9.5</td> </tr> </tbody> </table>	PPG	RPG	APG	SPG	BPG	MPG	2.1	1.9	0.1	0.2	0.4	9.5	<p>NOTES: Made first start of his career against Butler... Scored career-high eight points in win over Belmont... Posted seven points, seven rebounds and five blocks in win over Norfolk St... Speaks four languages...Redshirted last season.</p>	<p>CAREER HIGHS Pts. - 8, vs. Belmont (11/15/16) Rebs. - 7, vs. Norfolk St. (11/18/16) Ast. - Min. - 11, vs. Belmont (11/15/16)</p>
PPG	RPG	APG	SPG	BPG	MPG											
2.1	1.9	0.1	0.2	0.4	9.5											
13		<p>RILEY LACHANCE G ★ 6-2 ★ 192 ★ Jr. ★ Brookfield, Wis.</p> <table border="1"> <thead> <tr> <th>PPG</th> <th>RPG</th> <th>APG</th> <th>SPG</th> <th>BPG</th> <th>MPG</th> </tr> </thead> <tbody> <tr> <td>10.2</td> <td>3.3</td> <td>4.2</td> <td>0.6</td> <td>0.1</td> <td>30.5</td> </tr> </tbody> </table>	PPG	RPG	APG	SPG	BPG	MPG	10.2	3.3	4.2	0.6	0.1	30.5	<p>NOTES: Tallied season-high 24 points in win at LSU; also added 5 assists... Leads SEC in 3-point FG% at 55.7%... Fourth in SEC in A/T/O ratio (2.3)...Scored in double figures in 42 career games...Scored 19 points vs. Kentucky... Named to Las Vegas Invitational All-Tournament team.</p>	<p>CAREER HIGHS Pts. - 26, 2x, last vs. W. Carolina (12/16/14) Rebs. - 9, vs. Missouri (2/21/15) Ast. - 8, at Ole Miss (3/7/15) Min. - 42, 2x, last vs. Tenn. (2/11/15)</p>
PPG	RPG	APG	SPG	BPG	MPG											
10.2	3.3	4.2	0.6	0.1	30.5											
15		<p>CLEVON BROWN F ★ 6-8 ★ 219 ★ Fr. ★ San Antonio, Texas</p> <table border="1"> <thead> <tr> <th>PPG</th> <th>RPG</th> <th>APG</th> <th>SPG</th> <th>BPG</th> <th>MPG</th> </tr> </thead> <tbody> <tr> <td>1.8</td> <td>1.5</td> <td>0.1</td> <td>0.0</td> <td>0.4</td> <td>8.1</td> </tr> </tbody> </table>	PPG	RPG	APG	SPG	BPG	MPG	1.8	1.5	0.1	0.0	0.4	8.1	<p>NOTES: Tied a career high with six points at Middle Tennessee...Also set new career highs in rebounds (4), assists (1), and minutes (17) vs. Blue Raiders...Ranked as the 9th-best player in the state of Texas by Texas Hoops, and the 126th-ranked player nationally by Rivals.com.</p>	<p>CAREER HIGHS Pts. - 6, 2x, last vs. MT (12/8/16) Rebs. - 4, vs. MT (12/8/16) Ast. - 1, vs. MT (12/8/16) Min. - 17, vs. MT (12/8/16)</p>
PPG	RPG	APG	SPG	BPG	MPG											
1.8	1.5	0.1	0.0	0.4	8.1											
24		<p>NOLAN CRESSLER G ★ 6-4 ★ 210 ★ Sr. ★ Pittsburgh, Pa.</p> <table border="1"> <thead> <tr> <th>PPG</th> <th>RPG</th> <th>APG</th> <th>SPG</th> <th>BPG</th> <th>MPG</th> </tr> </thead> <tbody> <tr> <td>6.2</td> <td>3.6</td> <td>1.2</td> <td>0.6</td> <td>0.0</td> <td>20.1</td> </tr> </tbody> </table>	PPG	RPG	APG	SPG	BPG	MPG	6.2	3.6	1.2	0.6	0.0	20.1	<p>NOTES: Scored in double figures in three of last five games, including 10 points at Alabama...Shooting 48.3% from three...1 point away from 1,000...Transferred to VU from Cornell in spring of '14...Averaged 16.8 pts, 4.2 rebs, and 1.6 assists in last year with Cornell.</p>	<p>CAREER HIGHS Pts. - 34, vs. Brown (2/22/14) Rebs. - 9, 3x, last vs. Marquette (11/11/16) Ast. - 5, vs. High Point (12/6/16) Min. - 37, 4x, last vs. Brown (2/22/14)</p>
PPG	RPG	APG	SPG	BPG	MPG											
6.2	3.6	1.2	0.6	0.0	20.1											

IBAS

HENRY
GENE
MOE
CLARENCE

1,632
WINS

SUTTONS

EDDIE
SCOTT
SEAN

1,169
WINS

DREWS

HOMER
SCOTT
BRYCE

1,059
WINS

**ALL-TIME
WINNINGEST COLLEGIATE
COACHING FAMILIES**

The Drew family is the third all-time winningest collegiate coaching family in college basketball history with 1,059 wins.

- Homer Drew - 640**
(Bethel College - 252; IU-South Bend - 17; Valparaiso - 371)
- Scott Drew - 287**
(Valparaiso - 20; Baylor - 267)
- Bryce Drew - 132**
(Valparaiso - 124; Vanderbilt - 8)

VU Staff Can Score

The Vanderbilt men's basketball staff has combined to score a total of 5,486 collegiate points, with head coach Bryce Drew leading the way with 2,142 points. Here's a breakdown of the staff's scoring totals.

Head Coach Bryce Drew, Valparaiso	2,142
Asst. Coach Casey Shaw, Toledo	1,562
Assoc. Head Coach Roger Powell, Jr., Illinois	1,178
Asst. Coach Jake Diebler, Valparaiso	586
Total	5,468

Kornet Excels in Classroom

Senior center Luke Kornet has been named to the SEC Academic Honor Roll in the three years he has played at Vanderbilt, and also been named a CoSIDA All-District Academic Selection in his sophomore and junior seasons. He was also recently named to the NABC Good Works team for his work in the Vanderbilt and Nashville communities and named a candidate for the Senior CLASS Award.

Kornet is double majoring in computer science and mathematics.

Memorial Gym close to 1,000

The matchup with Tennessee will be the 996th regular season game played at Memorial Gym.

The Commodores have a 778-217 record at the SEC's oldest facility, a winning percentage of .782.

Dores Drain Threes

Vanderbilt made 19 threes against High Point on December 6, which set a new school record for threes in a game, surpassing an 18-three performance at Tennessee on January 8, 2005.

The Commodores also set a new record for most 3-pointers made at Memorial Gym, passing the old mark of 16 that was set on Jan. 8, 1994 vs. South Carolina and then matched on Feb. 11, 1995 vs. Arkansas. The Commodores hit 12 of their 19 3-pointers in the first half.

VU Makes Gamewinner

The Commodores made their first game-winning basket in almost four years against Chattanooga on December 17, when Luke Kornet made a three with 2.9 seconds remaining to give VU the 76-74 win over the Mocs.

The game-winner was the first since Kevin Bright made a 15-footer from the baseline on February 27, 2013, to defeat Georgia, 63-62, at Memorial Gym.

Neutral Site Does

Vanderbilt has played in four neutral site games already this season - against Minnesota in Sioux Falls, S.D., the season opener vs. Marquette (Veterans Classic, Annapolis, Md.) and the two games at the Continental Tire Las Vegas Invitational (Butler, Santa Clara).

ABOUT TENNESSEE

QUICK FACTS

Location	Knoxville, Tenn.
Founded	1794
Conference	SEC
Enrollment	27,523
Nickname	Volunteers
Colors	Orange and White
Home Arena	Thompson-Boling Arena (21,678)
President	Dr. Joe DiPietro
Athletics Director	Dave Hart
Basketball Staff	
Head Coach	Rick Barnes
Record Overall	.627-341 (29)
Record at Tennessee	.23-28 (2)
Assistant Coaches	Rob Lanier, Michael Schwartz, Desmond Oliver

- ★ Tennessee enters the game Saturday with an 8-8 overall record and a 1-3 mark in SEC play.
- ★ Guard Robert Hubbs III leads the Volunteers with 14.6 points per game. Grant Williams adds 10.8 points per contest.
- ★ The Volunteers feature one player from Nashville - freshman Jordan Bone, who attended The Ensworth School.
- ★ The Commodores won two of three meetings last season, including an 86-69 win at Memorial Gym on March 1, 2016. Vanderbilt leads the series in games played at Vanderbilt, 50-35.

CAREER BLOCKS LIST

TOTAL BLOCKS

PLAYER, YEARS	G	BS	BPG
1. Festus Ezeli, 2008-12	121	204	1.69
2. Luke Kornet, 2012-	109	171	1.57
3. Damian Jones, 2013-16	99	167	1.69
4. Will Perdue, 1984, 86-88	104	157	1.51
5. A.J. Ogilvy, 2007-10	96	145	1.51

BLOCKS PER GAME

PLAYER, YEARS	G	BS	BPG
t1. Damian Jones, 2013-16	99	167	1.69
t1. Festus Ezeli, 2008-12	121	204	1.69
3. Luke Kornet, 2012-	109	171	1.57
t4. A.J. Ogilvy, 2007-10	96	145	1.51
t4. Will Perdue, 1984, 86-88	104	157	1.51
6. Julian Terrell, 2003-06	124	116	0.94

STAT COMPARISON

	VU		TENN	
	All	SEC	2016-17	SEC
Record	8-8	2-2	8-8	1-3
Scoring Offense	72.8	78.2	76.9	70.2
Scoring Defense	69.8	74.0	73.6	74.5
Scoring Margin	+3.0	+4.3	+3.3	-4.2
FG%	.431	.452	.439	.404
FG% Defense	.431	.425	.430	.436
3FG%	.394	.400	.324	.271
3FG% Defense	.358	.373	.377	.426
Free Throw %	.768	.704	.754	.750
Rebounding	35.6	34.8	37.1	37.0
Rebounding Margin	+1.5	-4.2	+1.2	-0.2
Turnovers/game	13.0	11.0	14.3	14.8
Opponent Turnovers	11.3	11.0	15.8	14.5
Steals	4.3	5.8	6.6	5.3
Blocks	3.8	3.0	4.9	4.5

LAST TIME VS. TENNESSEE

Box SCORE

RECAP



Official Basketball Box Score -- Game Totals -- Final Statistics
Tennessee vs Vanderbilt
 03/10/16 2:40 pm CT at 2016 SEC Men's Tournament-Nashville, TN



Tennessee 67 • 15-18, 6-12

#	Player	Total			3-Ptr			Rebounds			PF	TP	A	TO	Blk	Stl	Min
		FG-FGA	FG-FGA	FT-FTA	FG-FGA	FG-FGA	FT-FTA	Off	Def	Tot							
04	Moore, Armani	f	5-12	1-1	3-5	0	5	5	3	14	3	0	2	0	0	36	
05	Schofield, Admiral	f	5-12	0-2	2-2	4	3	7	3	12	0	1	1	0	0	29	
23	Reese, Derek	f	2-6	1-2	2-2	2	8	10	1	7	2	1	0	1	35		
25	Phillips, Shembari	g	0-2	0-1	0-0	0	0	0	0	0	1	1	0	0	9		
34	Baulkman, Devon	g	2-5	1-4	1-1	0	4	4	1	6	1	1	0	5	31		
03	Hubbs III, Robert		4-8	1-1	1-2	3	1	4	0	10	0	0	0	0	29		
15	Mostella, Detrick		7-18	2-8	2-4	3	3	6	2	18	3	2	1	0	31		
	Team					0	1	1									
	Totals		25-63	6-19	11-16	12	25	37	10	67	10	7	4	6	200		

FG % 1st Half: 12-30 40.0% 2nd half: 13-33 39.4% Game: 25-63 39.7% Deadball Rebounds 1
 3FG % 1st Half: 4-12 33.3% 2nd half: 2-7 28.6% Game: 6-19 31.6%
 FT % 1st Half: 6-9 66.7% 2nd half: 5-7 71.4% Game: 11-16 68.8%

Vanderbilt 65 • 19-13, 11-7

#	Player	Total			3-Ptr			Rebounds			PF	TP	A	TO	Blk	Stl	Min
		FG-FGA	FG-FGA	FT-FTA	FG-FGA	FG-FGA	FT-FTA	Off	Def	Tot							
03	KORNET, Luke	f	2-3	2-3	0-0	1	7	8	1	6	2	0	5	1	36		
11	ROBERSON, Jeff	f	2-8	0-3	0-0	3	5	8	4	4	1	2	0	0	25		
30	JONES, Damian	c	5-8	0-0	2-5	0	2	2	3	12	0	2	0	0	29		
04	BALDWIN IV, Wade	g	5-13	0-5	3-3	1	5	6	4	13	8	4	0	1	34		
05	FISHER-DAVIS, Matthe	g	4-10	4-8	0-0	0	3	3	3	12	0	2	0	0	33		
00	JUSTICE, Camron		0-0	0-0	0-0	0	0	0	1	0	1	0	0	0	1		
02	TOYE, Joe		3-5	3-4	1-2	1	3	4	3	10	4	1	0	0	23		
13	LACHANCE, Riley		0-6	0-2	0-0	0	3	3	0	0	1	1	0	1	11		
24	CRESSLER, Nolan		2-2	0-0	0-0	0	0	0	0	4	0	0	0	0	5		
40	HENDERSON, Josh		2-2	0-0	0-0	1	0	1	1	4	0	0	0	0	3		
	Team					2	2	4									
	Totals		25-57	9-25	6-10	9	30	39	20	65	17	12	5	3	200		

FG % 1st Half: 10-32 31.3% 2nd half: 15-25 60.0% Game: 25-57 43.9% Deadball Rebounds 2
 3FG % 1st Half: 1-13 7.7% 2nd half: 8-12 66.7% Game: 9-25 36.0%
 FT % 1st Half: 1-1 100.0 2nd half: 5-9 55.6% Game: 6-10 60.0%

Officials: Karl Hess, Olandis Poole, Tony Henderson
 Technical fouls: Tennessee-None. Vanderbilt-None.
 Attendance: 12270
 Session 2 Attendance 12,270

Score by periods	1st	2nd	Total
Tennessee	34	33	67
Vanderbilt	22	43	65

Points	In Paint	Off T/O	2nd Chance	Fast Break	Bench
UT	30	17	8	6	28
VU	30	5	7	10	18

Last FG - UT 2nd-01:22, VU 2nd-00:09.
 Largest lead - UT by 15 1st-04:06, VU by 2 1st-18:54.
 UT led for 32:44. VU led for 03:42. Game was tied for 03:34.

Score tied - 4 times.
 Lead changed - 5 times.

NASHVILLE (AP) -- Derek Reese's two free throws with 13.3 seconds left proved the difference, and the Tennessee Volunteers held on to upset No. 5 seed Vanderbilt 67-65 at the Southeastern Conference tournament.

The Commodores appeared to have tied it at the buzzer when Wade Baldwin IV drove for a layup. Tennessee coach Rick Barnes immediately protested to officials, and they ruled the shot was late after reviewing a replay showing the ball still in Baldwin's left hand when the red light went on.

Vols senior Armani Moore dropped to his knees with his face in his hands after hearing the officials' decision.

The 12th-seeded Vols (15-18) were playing without their leading scorer but were coming off the biggest SEC tournament win in the program's history over Auburn on Wednesday night.

They avoided being swept by their in-state rival and may have seriously hurt their in-state rivals' NCAA Tournament hopes. Tennessee, which lost four straight to end the regular season, now will play No. 4 seed LSU in the quarterfinals Friday after its second straight win.

Vanderbilt (19-13) now has lost two straight and falls to 1-8 against Tennessee in this tournament.

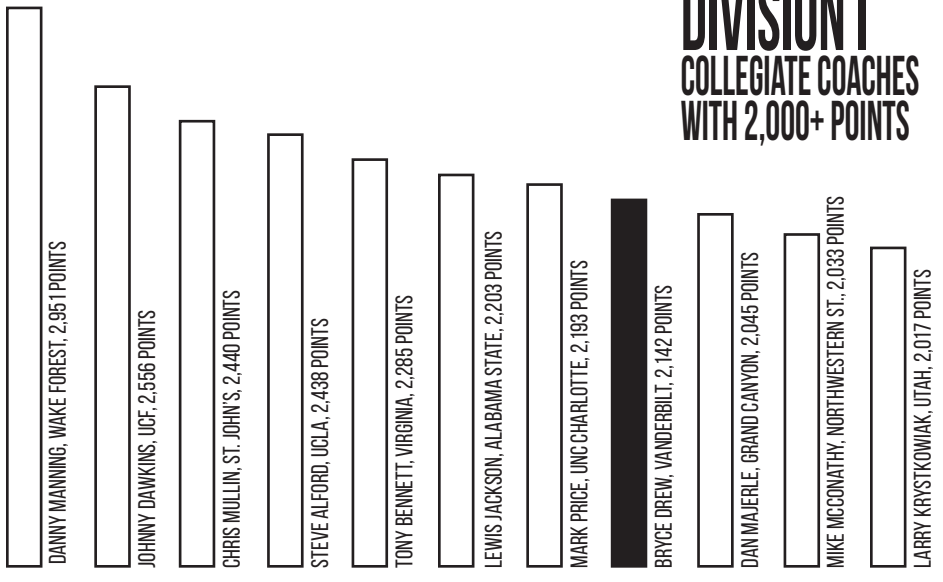
Detrick Mostella led the Vols with 18 points, Moore added 14, Admiral Schofield 12 and Robert Hubbs III 10.

Baldwin finished with 13 points, Matthew Fisher-Davis and Damian Jones each had 12 and Joe Toye 10. Vanderbilt hit 8 of 12 from 3 in the second half and shot 60 percent (15 of 25) in the final 20 minutes.

It just wasn't enough to erase the Commodores' poor shooting and sloppy play in the first half. Tennessee led by as much as 15 in the first half and 34-22 at halftime.

The Commodores finally got going and took their first lead since 2-0 on a 3-pointer by Toye with 4:19 left at 57-56, setting up the frantic finish. But Jones' dunk with 2:43 gave them their last lead at 59-58.

Fisher-Davis knocked down his fourth 3 with 8.6 seconds left to pull Vandy within 67-65. Mostella missed a free throw and got the rebound. He missed his next free throw with 4.5 seconds left, Luke Kornet got the rebound and passed to Baldwin who drove to the basket for his layup that wouldn't count.



DORES SIGN THREE

Head Coach Bryce Drew inked his first signing class in November, signing 6'2 guard Maxwell Evans, from Houston, Texas, 6'2 guard Saben Lee, from Tempe, Ariz., and Ejike Obinna, a 6'9 center from Enugu, Nigeria.

Evans is the number 16-ranked prospect in the state of Texas and 247sports.com ranks him as the 11th-ranked combo guard nationally.

Lee is a four-star prospect and the number 92-ranked player by Scout.com and the number 17 point guard by 247sports.com.

Obinna attends the Virginia Academy in Ashburn, Va., is a 4-star prospect by ESPN.com and Rivals.com, and is the 107th-ranked prospect in the class of 2017 by 247sports.com.

VU CAREER 3'S MADE

PLAYER, YEARS	3FGM	3FGA	PCT.
1. Shan Foster, 2005-08	367	872	.421
2. John Jenkins, 2010-12	306	699	.438
3. Ronnie McMahan, 1992-95	296	774	.382
4. Scott Draud, 1987-88, 90-91	288	657	.438
5. Frank Seckar, 1993-96	278	675	.419
6. Sam Howard, 1998-2002	238	653	.364
7. Barry Booker, 1986-89	246	535	.460
8. Drew Maddux, 1994-98	226	641	.353
t9. M. Fisher-Davis, 2015-	197	471	.418
t9. Mario Moore, 2003-06	197	559	.352
10. Matt Freije, 2000-04	183	515	.355
10. Rod Odom, 2010-14	183	492	.372

Commodores vs. SEC

Vanderbilt is in its 84th SEC season and is a charter member of the league. All time against current members of the conference, Vanderbilt is 699-687.

980

Vanderbilt has made a 3-pointer in 980 consecutive games, a streak which began at the inception of the 3-point line in 1986-87. The Commodores rank second only to UNLV for the longest streak in Division I basketball. Vanderbilt, UNLV and Princeton are the only three schools in college basketball to have made at least one 3-pointer in every game played since the 3-point line was implemented.

NBA Commodores

Vanderbilt was one of only three schools (Kentucky, Washington) with two first-round selections in the 2016 NBA Draft when Wade Baldwin IV was drafted 17th by the Memphis Grizzlies and Damian Jones was selected 30th by the Golden State Warriors. Baldwin IV and Jones became the sixth and seventh first-round picks, respectively, in the history of the program, joining Will Perdue in 1988 (11th, Chicago), Jeff Turner in 1984 (7th, New Jersey), Clyde Lee in 1966 (3rd, San Francisco), and John Jenkins (23rd, Atlanta), and Festus Ezeli (30th, Golden State) in 2012.

First Time This Season

With the win over Chattanooga on December 17, Vanderbilt won its first game this season when: trailing at halftime, trailing with five minutes remaining, tied with two minutes remaining, in a game decided by 3 points or less, when outshot by an opponent, when outrebounded by an opponent, and when an opponent scores 70 points or more.

Fisher-Davis in Top 10 for 3's

Matthew Fisher-Davis now has 197 threes in his Vanderbilt career and is now tied for ninth in career threes made on the Commodores' all-time list with Mario Moore, who played from 2003-06.

Commodores make 16 3's vs LSU

Vanderbilt made 16 of 32 threes in route to a 96-89 win over LSU on December 29. So far this season, the Commodores have played four games when making 15 or more threes, and seven with 10 or more threes.


On December 29, the two teams combined to make 33 three pointers, which set a new SEC record for combined threes in a game.

Vanderbilt Basketball History

This is the 114th year of Vanderbilt basketball, with the first season taking place in 1900-01. There were no teams in 1904-05 and 1905-06.



HEAD COACH BRYCE DREW



THE DREW FILE

High School: Valparaiso (Ind.), '94
College: Bachelor of Arts In Sports Management, Valparaiso, '98
Family: Wife, Tara, son Bryson (2)



DREW THROUGH THE YEARS

Year	School	Position	W-L	Conf.	Postseason
2017	Vanderbilt	Head Coach	8-8	2-2	-
2016	Valparaiso	Head Coach	30-7	16-2	NIT Finals
2015	Valparaiso	Head Coach	28-6	13-3	NCAA Second Round
2014	Valparaiso	Head Coach	18-16	9-7	CollegelInsider.com First Round
2013	Valparaiso	Head Coach	26-8	13-3	NCAA Second Round
2012	Valparaiso	Head Coach	22-12	14-4	NIT First Round
2011	Valparaiso	Assistant Coach	23-12	12-6	CollegelInsider.com First Round
2010	Valparaiso	Assistant Coach	15-17	10-8	-
2009	Valparaiso	Assistant Coach	9-22	5-13	-
2008	Valparaiso	Assistant Coach	22-14	9-9	College Basketball Invite 2nd Rd.
2007	Valparaiso	Assistant Coach	16-15	9-5	-
2006	Valparaiso	Assistant Coach	17-12	8-8	-
2005	Valencia (Spain)	Player	38-14		Champions League Second Round
2004	New Orleans (NBA)	Player	41-41		East 1st round
2003	New Orleans (NBA)	Player	47-35		East 1st round
2002	Charlotte (NBA)	Player	44-38		East Semifinals
2001	Chicago (NBA)	Player	15-67		-
2000	Houston (NBA)	Player	34-48		-
1999	Houston (NBA)	Player	31-19		West 1st round
1998	Valparaiso	Player	23-10	13-3	NCAA Regional Semifinals
1997	Valparaiso	Player	24-7	13-3	NCAA First Round
1996	Valparaiso	Player	22-10	13-5	NCAA First Round
1995	Valparaiso	Player	20-8	14-4	-
Head Coach Totals			132-57	67-21	
Totals at Vanderbilt (Head Coach)			8-8	2-2	
Totals at Valparaiso (Head Coach)			124-49	65-19	
Totals at Valparaiso (Assistant)			102-92	53-49	
Totals at Valparaiso (playing)			89-35	53-15	
Totals as NBA Player			212-248		

3	Three-time Horizon League Coach of the Year
25	Averaged 25 wins a year in five years at Valparaiso
27	27th coach in Vanderbilt basketball history, and ninth of the modern era.
4	Postseason appearances as a head coach, including two in the NCAA Tournament and two in the NIT.
15	Coached 15 All-Horizon League honorees.
30	Won 30 games with Valparaiso in 2015-16.
2,142	Career points scored at Valparaiso - the most in the program's history. He is also the program's leader in 3-pointers made (364) and assists (626).
2	Two-time NABC District 12 Coach of the Year
6	Played six seasons in the NBA... Two with Houston, one with Chicago, and three with Charlotte/New Orleans
1,000	Scored over 1,000 points in his NBA career.
12	Played alongside 12 NBA All-Stars
3	Played with three players named among the Top 50 NBA Players of All Time - Charles Barkley, Hakeem Olajuwon, and Scottie Pippin
18	Has won 18 or more games each season as a head coach.

VANDERBILT ATHLETIC COMMUNICATIONS

INTERVIEW POLICY

Vanderbilt head coach Bryce Drew and selected Vanderbilt players will be available to the media before practice on a weekly basis during the non-conference season, and bi-weekly during the SEC season.

The times for those media sessions will be emailed to media members in advance of those pre-practice interviews.

Media may photograph the first 20 minutes of practice. All practices are closed to the public.

POSTGAME INTERVIEW POLICY

Vanderbilt head coach Bryce Drew will enter the Memorial Gym interview room after the NCAA-mandated 10-minute cooling off period, and after the visiting team makes an appearance in the interview room.

VUCOMMODORES.COM

The official website of Vanderbilt athletics, vucommodores.com, includes pregame notes, season statistics, videos of press conferences and meetings with the media, live stats, twitter feeds, and streaming audio and video of everything that is Commodore athletics.

@VANDYMBB

The official Twitter feed of Vanderbilt men's basketball, follow the latest information and get breaking news on Commodore basketball.

VU QUICK FACTS

Location Nashville, Tenn.
Founded 1873
Conference Southeastern
Enrollment 6,738
Nickname Commodores
Colors Black and Gold
Home Arena Memorial Gymnasium (14,316)
Chancellor Nicholas Zeppos
Vice Chancellor David Williams II
Faculty Rep. Dr. Susan Wentz

Athletic Communications

Men's Basketball SID Andy Boggs
Media Relations Address 2601 Jess Neely Dr.
 Nashville, TN 37212
Office Phone (615) 343-1847
E-Mail Andy.Boggs@Vanderbilt.edu

INS AND OUTS

Career Games Played

Player	Games	Starts	Cons. Starts
Luke Kornet	109	57	20
Nolan Cressler	105	46	-
Riley LaChance	84	70	16
Matthew Fisher-Davis	82	55	29
Jeff Roberson	81	65	19
Joe Toye	46	0	0
Payton Willis	16	10	10
Djery Baptiste	16	1	0
Clevon Brown	15	0	0

Double-Digit Scoring Games

Player	Career (Record)	'16-17	Cons.
Riley LaChance	42 (28-14)	7 (5-2)	1 (0-1)
Luke Kornet	43 (28-15)	11 (6-5)	4 (2-2)
M. Fisher-Davis	40 (25-15)	13 (8-5)	1 (0-1)
Jeff Roberson	30 (21-9)	10 (6-4)	1 (0-1)
Nolan Cressler	46	4 (2-2)	-
Joe Toye	4 (2-2)	1 (1-0)	-
Payton Willis	5 (4-1)	5 (4-1)	-

Double-Digit Rebounding Games

Player	Career	'16-17	Cons.
Luke Kornet	10 (9-1)	2 (1-1)	-
Jeff Roberson	9 (8-1)	3 (2-1)	-
M. Fisher-Davis	1 (1-0)	-	-

Double-Doubles

Player	Career	'16-17	Cons.
Luke Kornet	7 (6-1)	2 (1-1)	-
Jeff Roberson	7 (6-1)	2 (1-1)	-
Matthew Fisher-Davis	1 (1-0)	-	-

SEC PRESEASON POLL

Preseason Media Poll, Pts

- Kentucky
- Florida
- Texas A&M
- Georgia
- Arkansas
- Vanderbilt**
- Alabama
- South Carolina
- Ole Miss
- Mississippi State
- Auburn
- LSU
- Tennessee
- Missouri

First Team All-SEC

- Moses Kingsley* – Arkansas, F, Sr.
- J.J. Frazier – Georgia, G, Sr.
- Edrice "Bam" Adebayo – Kentucky, F, Fr.
- De'Aaron Fox – Kentucky, G, Fr.
- Tyler Davis – Texas A&M, C, So.

Second Team All-SEC

- KeVaughn Allen – Florida, G, So.
- Yante Maten – Georgia, F, Jr.
- Isaiah Briscoe – Kentucky, G, So.
- Maiik Monk – Kentucky, G, Fr.
- Antonio Blakeney – LSU, G, So.
- Quindary Weatherspoon – Mississippi State, G, So.

Luke Kornet – Vanderbilt, F, Sr.

SEC Player of the Year: Moses Kingsley, Arkansas

2016-17 TRENDS

Winning Opening Tip	5-7
Losing Opening Tip	3-1
VU Scores First	4-5
Opponent Scores First	4-3
Leading at Halftime	7-3
Trailing at Halftime	1-4
Tied at Halftime	0-1
Leading with Five Minutes Remaining	7-1
Trailing with Five Minutes Remaining	1-7
Tied with Five Minutes Remaining	0-0
Leading with Two Minutes Remaining	7-0
Trailing with Two Minutes Remaining	0-6
Tied with Two Minutes Remaining	1-1
Overtime	0-0
Games Decided by Three Points or Less	1-2
Games Decided by 4-10 Points	2-4
Games Decided by 11-20 Points	2-0
Games Decided by 21-plus Points	3-2
VU Shoots 50% or Better	4-0
VU Shoots 40% or Better	7-3
VU Shoots Lower Than 40%	1-5
Opponent Shoots 50% or Better	2-3
Opponent Shoots 40% or Better	5-5
Opponent Shoots Lower Than 40%	3-4
VU Outshoots Opponent	6-2
VU Outshot by Opponent	2-6
Shoot Same Percentage	0-0
VU Scores 70 Points or More	8-3
VU Scores Less Than 70 Points	0-5
VU Scores 80 Points or More	5-1
VU Scores 90 Points or More	2-0
Opponent Scores 70 Points or More	2-5
Opponent Scores Less Than 70 Points	6-3
Opponent Scores 80 Points or More	1-2
Opponent Scores 90 Points or More	0-1
Makes More 3-Pointers Than Opponent	6-4
Makes Fewer 3-Pointers Than Opponent	1-4
3-Pointers are Equal	1-0
Outrebounds Opponent	6-2
Outrebounded by Opponent	1-6
Rebounds are Equal	1-0
Playing on National TV	5-6
Playing on Regional TV	0-0
Online Only	3-2
Playing on Weekday	7-6
Playing on Weekend	1-2
Game Tips Before 6 p.m. CT (afternoons)	0-1
Game Tips After 6 p.m. CT (evenings)	8-7
In White Uniforms	3-1
In Gold Uniforms	3-1
In Black Uniforms	2-4
In Grey Uniforms	0-2
In November	4-3
In December	3-3
In January	1-2
In February	0-0
In March	0-0
Home	6-2
Neutral	1-3
Away	1-3
Conferences	
vs. Non-Conference	6-6
Big East	0-2
Ohio Valley	2-0
MEAC	1-0
Patriot League	0-1
West Coast	1-0
Big Ten	0-1
Big South	1-0
Conference USA	0-1
Southern Conference	1-0
Atlantic 10	0-1
Vs. SEC	2-2
Lineups	
Kornet, Roberson, Fisher-Davis, LaChance, Cressler	2-2
Kornet, Baptiste, Roberson, Fisher-Davis, LaChance	0-1
Kornet, Roberson, Fisher-Davis, LaChance, Willis	6-5



LAST TIME OUT

Box Score vs. Kentucky



Official Basketball Box Score -- Game Totals -- Final Statistics
Kentucky vs Vanderbilt
 01/10/17 6 p.m. at Nashville, Tenn. (Memorial Gym)



Kentucky 87 • 14-2, 4-0 SEC

##	Player	Total			3-Ptr			Rebounds			PF	TP	A	TO	Blk	Stl	Min
		FG-FGA	FT-FTA	FT-FTA	FG-FGA	FT-FTA	Off	Def	Tot								
03	Adebayo, Edrice	f	3-4	0-0	8-10	3	4	7	4	14	0	1	0	0	30		
32	Gabriel, Wenyen	f	1-3	0-1	2-4	0	5	5	3	4	0	1	1	0	22		
00	Fox, De'Aaron	g	11-17	0-1	0-0	0	5	5	4	22	2	1	0	1	25		
05	Monk, Malik	g	6-15	1-4	5-6	0	1	1	3	18	1	0	0	1	29		
13	Briscoe, Isaiah	g	10-18	0-1	3-4	2	5	7	0	23	5	1	0	0	39		
11	Mulder, Mychal	g	1-3	0-2	0-0	0	2	2	2	2	0	1	0	0	16		
15	Humphries, Isaac	g	1-4	0-0	0-0	4	3	7	2	2	0	0	0	0	8		
25	Hawkins, Dominique	g	0-0	0-0	0-0	0	0	0	3	0	0	1	0	0	9		
35	Willis, Derek	g	1-3	0-0	0-0	1	2	3	2	2	0	0	0	0	22		
Team						0	2	3									
Totals			34-67	1-9	18-24	10	30	40	23	87	8	6	1	2	200		

FG % 1st Half: 18-34 52.9% 2nd half: 16-33 48.5% Game: 34-67 50.7% Deadball Rebounds 0,1
 3FG % 1st Half: 1-5 20.0% 2nd half: 0-4 0.0% Game: 1-9 11.1%
 FT % 1st Half: 8-10 80.0% 2nd half: 10-14 71.4% Game: 18-24 75.0%

Vanderbilt 81 • 8-8, 2-2 SEC

##	Player	Total			3-Ptr			Rebounds			PF	TP	A	TO	Blk	Stl	Min
		FG-FGA	FT-FTA	FT-FTA	FG-FGA	FT-FTA	Off	Def	Tot								
11	ROBERSON, Jeff	f	7-12	1-3	4-4	2	7	9	2	19	2	0	1	0	38		
03	KORNET, Luke	c	5-11	3-7	3-3	1	7	8	4	16	1	0	0	1	32		
01	WILLIS, Payton	g	1-2	0-1	2-2	0	1	1	4	4	0	1	0	1	11		
05	FISHER-DAVIS, Matthe	g	4-15	2-10	9-11	0	2	2	3	19	0	0	0	0	38		
13	LACHANCE, Riley	g	6-11	2-6	5-8	0	6	6	0	19	4	4	0	0	32		
02	TOYE, Joe	g	1-1	0-0	0-2	1	2	3	1	2	1	0	0	0	12		
12	BAPTISTE, Djery	g	0-0	0-0	0-2	0	1	1	4	0	0	1	0	0	6		
15	BROWN, Clevon	g	0-0	0-0	0-0	0	0	0	1	0	0	0	0	0	2		
24	CRESSLER, Nolan	g	1-6	0-2	0-0	1	3	4	1	2	2	0	0	0	29		
Team						0	0	0									
Totals			25-58	8-29	23-32	5	29	34	20	81	10	7	1	2	200		

FG % 1st Half: 12-28 42.9% 2nd half: 13-30 43.3% Game: 25-58 43.1% Deadball Rebounds 6
 3FG % 1st Half: 4-15 26.7% 2nd half: 4-14 28.6% Game: 8-29 27.6%
 FT % 1st Half: 13-17 76.5% 2nd half: 10-15 66.7% Game: 23-32 71.9%

Officials: Olandis Poole, Joe Lindsay, Ron Groover
 Technical fouls: Kentucky-None. Vanderbilt-None.
 Attendance: 12707

Score by periods	1st	2nd	Total
Kentucky	45	42	87
Vanderbilt	41	40	81

Points	In Paint	Off T/O	2nd Chance	Fast Break	Bench
UK	46	11	9	8	6
VU	32	3	4	2	4

Last FG - UK 2nd-00:32, VU 2nd-00:18.
 Largest lead - UK by 9 1st-17:19, VU by 2 1st-12:57.
 UK led for 33:23. VU led for 03:23. Game was tied for 03:14.

Score tied - 7 times.
 Lead changed - 8 times.

Team Notes:

- ★ Vanderbilt had 41 points at the half against Kentucky. It is the seventh time this season the 'Dores have scored 40 or more points in the first half.
- ★ The Commodores are only the third team this season to score 40 or more points in the first half against Kentucky.
- ★ The Commodores dished out 10 assists Tuesday night. It is their 15th game with 10 or more this season.
- ★ Vanderbilt finished 8-for-29 from three ending its streak of three straight games with 10 or more 3-pointers made.
- ★ The Commodores turned the ball over seven times against the Wildcats. It is only the second time this season the 'Dores have had fewer than 10 turnovers in a game.

Player Notes:

- ★ Riley LaChance and Jeff Roberson both tallied season-highs in points with 19.
- ★ Roberson hauled in a team-high nine rebounds against Kentucky, his ninth game with eight or more.
- ★ LaChance led the Commodores with four assists.
- ★ Luke Kornet had 16 points and eight rebounds, ending his double-double streak at two games.
- ★ Kornet was 3-for-7 from three, his second game this season and tenth of his career with three or more made 3-pointers.
- ★ Roberson (19), Fisher-Davis (19), LaChance (19) and Kornet (16) each scored 15 or more points, marking the first time Vanderbilt has had four or more 15+point scorers since Jeffery Taylor (20), John Jenkins (17), Brad Tinsley (16), Lance Goulbourne (16), and Festus Ezeli (15) accomplished the feat at LSU on 2/26/2011.
- ★ Nolan Cressler finished with two points Tuesday night, he now needs one more point to reach 1,000 for his career.

RECAP

NASHVILLE (AP) -- John Calipari is waiting for his young Kentucky Wildcats to take charge on the floor and grow up. The faster the better for the meticulous coach.

Malik Monk scored six points in the final 32 seconds, and No. 6 Kentucky remained unbeaten in the Southeastern Conference by holding off Vanderbilt 87-81 Tuesday night.

Calipari said he had to make calls every time down the floor for his Wildcats to get the right shots.

"We still don't trust each other because guys aren't doing their job defensively, what they're supposed to do," Calipari said. "We ran gaps, we didn't switch when we needed to, we didn't talk. That lack of trust makes you look timid. If at some point this year, this team is supposed to be what everybody thinks, then we better be empowered. It better be their team."

Kentucky (14-2, 4-0) came in having beaten its first three SEC opponents by at least 23 points, something the Wildcats hadn't done since the 1953-54 season. They looked ready to roll over Vanderbilt, scoring the first nine points of the game, before finding themselves in their tightest game at least in league play this season.

Calipari credited first-year Vanderbilt coach Bryce Drew for having a very disciplined team. Vanderbilt had a season-low seven turnovers.

"That team did what they wanted against us," Calipari said. "They missed some open shots. Thank goodness they missed some open shots."

Vanderbilt (8-8, 2-2) closed to 83-81 on Jeff Roberson's putback with 17.9 seconds left. But the rally fizzled from there.

Monk, who hit Kentucky's last field goal with 32 seconds left, made two free throws with 17 seconds left. Vanderbilt's last shot, a 3 from Matthew Fisher-Davis, was off target with 9 seconds remaining, and Monk finished off the win with two more foul shots.

Isaiah Briscoe led Kentucky with 23 points, and De'Aaron Fox had 22. Monk finished with 18 points, and Edrice "Bam" Adebayo had 14.

"I think it was extremely important just to be able to show people that even if we're not out and running, we can execute in half-court, and that's what we did in the second half," Fox said.

Roberson, Fisher-Davis and Riley LaChance each scored 19 points for Vanderbilt. Luke Kornet added 16.

The Wildcats got into early foul trouble that kept Monk and Fox on the bench for much of the first half.

Monk, the SEC's leading scorer, picked up his second foul with 16:54 left, followed quickly by Fox. They both went to the bench, and the Wildcats led only 45-41 at halftime.

Vanderbilt last led 53-51 on a three-point play by LaChance and stayed close despite the SEC's best shooters outside the arc hitting just 8 of 29 (27.6 percent).

"Usually, we knock those down but tonight they were going in and out for us," Drew said.





Official Basketball Box Score - Game Totals - Final Statistics
Vanderbilt vs Marquette
 11/11/16 6:37 PM at Annapolis, Md. (Alumni Hall)



Vanderbilt 71 • 0-1

##	Player	Total			3-Ptr			Rebounds			PF	TP	A	TO	Blk	Stl	Min
		FG-FGA	FG-FGA	FT-FTA	FG-FGA	FG-FGA	FT-FTA	Off	Def	Tot							
03	KORNET, Luke	f	4-9	1-4	6-6	0	5	5	3	15	1	3	2	0	23		
11	ROBERSON, Jeff	f	3-11	1-4	2-2	4	6	10	0	9	2	5	0	1	33		
05	FISHER-DAVIS, Matthe	g	4-10	2-5	2-2	0	0	0	0	12	1	4	0	0	22		
13	LACHANCE, Riley	g	3-5	2-3	1-2	0	2	2	0	9	2	1	1	0	33		
24	CRESSLER, Nolan	g	3-8	1-1	0-0	3	6	9	1	7	1	3	0	0	19		
00	JUSTICE, Camron	01	1-5	0-3	0-0	0	2	2	0	2	3	1	0	1	19		
01	WILLIS, Payton	01	1-3	0-1	1-6	1	1	2	0	3	1	0	0	1	8		
02	TOYE, Joe	02	2-4	0-2	4-6	1	1	2	1	8	2	1	0	0	21		
12	BAPTISTE, Djery	01	0-1	0-0	1-2	0	1	1	4	1	0	0	1	1	9		
15	BROWN, Clevon	01	2-2	1-1	0-0	1	1	2	1	5	0	1	1	0	13		
	Team					1	1	2									
	Totals		23-58	8-24	17-26	11	26	37	10	71	13	19	5	4	200		

FG % 1st Half: 14-33 42.4% 2nd half: 9-25 36.0% Game: 23-58 39.7% Deadball Rebounds 4
 3FG % 1st Half: 5-13 38.5% 2nd half: 3-11 27.3% Game: 8-24 33.3%
 FT % 1st Half: 7-10 70.0% 2nd half: 10-16 62.5% Game: 17-26 65.4%

Marquette 95 • 1-0

##	Player	Total			3-Ptr			Rebounds			PF	TP	A	TO	Blk	Stl	Min
		FG-FGA	FG-FGA	FT-FTA	FG-FGA	FG-FGA	FT-FTA	Off	Def	Tot							
40	FISCHER, Luke	c	7-9	0-0	4-4	3	4	7	3	18	3	0	3	2	32		
00	HOWARD, Markus	g	0-2	0-0	0-0	0	0	0	4	0	2	1	0	0	11		
22	REINHARDT, Katin	g	4-14	1-6	0-0	0	4	4	1	9	3	2	0	2	26		
23	JOHNSON, Jajuan	g	9-13	3-5	0-0	1	3	4	3	21	3	1	1	6	29		
25	CHEATHAM, Haanif	g	6-11	3-5	0-0	0	6	6	1	15	3	1	0	2	28		
01	WILSON, Duane	01	4-6	1-2	0-0	0	3	3	1	9	0	2	0	0	14		
05	COHEN III, Sandy	01	0-1	0-0	0-0	1	1	2	1	0	0	2	0	0	5		
10	HAUSER, Sam	01	5-8	4-7	0-0	1	2	3	2	14	1	0	0	1	19		
12	HELDT, Matt	01	1-1	0-0	0-1	0	1	1	4	2	0	2	0	0	3		
21	CARTER, Traci	01	3-6	1-3	0-0	3	1	4	2	7	5	0	0	0	19		
30	ROWSEY, Andrew	01	0-3	0-3	0-0	0	2	2	1	0	2	0	0	0	14		
	Team					1	2	3									
	Totals		39-74	13-31	4-5	10	29	39	23	95	22	12	4	13	200		

FG % 1st Half: 16-35 45.7% 2nd half: 23-39 59.0% Game: 39-74 52.7% Deadball Rebounds 0
 3FG % 1st Half: 3-12 25.0% 2nd half: 10-19 52.6% Game: 13-31 41.9%
 FT % 1st Half: 4-5 80.0% 2nd half: 0-0 0.0% Game: 4-5 80.0%

Officials: Michael Stephens, James Breeding, Les Jones
 Technical fouls: Vanderbilt-None. Marquette-None.
 Attendance:
 2016 Veterans Classic

Score by periods	1st	2nd	Total
Vanderbilt	40	31	71
Marquette	39	56	95

Points	In	Off	2nd	Fast	Bench
	Paint	T/O	Chance	Break	
VU	22	11	9	2	19
MU	44	35	19	2	32

Last FG - VU 2nd-00:00, MU 2nd-01:35.
 Largest lead - VU by 1 1st-00:25, MU by 32 2nd-03:51.
 VU led for 01:23. MU led for 35:25. Game was tied for 03:12.

Score tied - 5 times.
 Lead changed - 2 times.



Official Basketball Box Score - Game Totals - Final Statistics
Belmont vs Vanderbilt
 11/15/16 8 p.m. at Nashville, Tenn. (Memorial Gym)



Belmont 66 • 0-1

##	Player	Total			3-Ptr			Rebounds			PF	TP	A	TO	Blk	Stl	Min
		FG-FGA	FG-FGA	FT-FTA	FG-FGA	FG-FGA	FT-FTA	Off	Def	Tot							
32	EKEKEZE, Amanze	f	7-10	3-5	1-1	1	4	5	4	18	1	1	0	0	26		
35	BRADDS, Evan	f	6-15	1-2	6-10	1	7	8	2	19	1	1	1	1	31		
01	LUKE, Austin	g	2-7	1-6	0-0	0	3	3	2	5	6	0	1	1	29		
03	WINDLER, Dylan	g	3-5	1-3	0-0	4	2	6	2	7	2	0	1	0	28		
20	BARNETTE, Taylor	g	3-15	3-13	2-2	1	3	4	3	11	2	3	0	0	35		
02	SMITH, Nick	02	1-6	0-5	0-0	1	0	1	4	2	0	0	0	1	17		
11	MCCLAIN, Kevin	01	2-8	0-5	0-0	1	0	1	2	4	3	2	0	0	15		
21	SAMPSON, Burton	01	0-1	0-1	0-0	0	0	0	0	0	0	1	0	0	8		
24	BANKERT, Michael	01	0-0	0-0	0-0	1	1	2	0	0	0	0	0	1	5		
31	LESTER, Josh	01	0-0	0-0	0-0	0	0	0	1	0	0	0	0	0	0+		
41	HADDEN, Tyler	01	0-1	0-1	0-0	0	0	0	3	0	0	0	0	0	4		
50	ADELSPERGER, Seth	01	0-0	0-0	0-0	0	1	1	0	0	0	0	0	0	2		
	Team					0	2	2									
	Totals		24-68	9-41	9-13	10	23	33	23	66	15	9	2	4	200		

FG % 1st Half: 9-30 30.0% 2nd half: 15-38 39.5% Game: 24-68 35.3% Deadball Rebounds 3
 3FG % 1st Half: 1-18 5.6% 2nd half: 8-23 34.8% Game: 9-41 22.0%
 FT % 1st Half: 2-2 100.0% 2nd half: 7-11 63.6% Game: 9-13 69.2%

Vanderbilt 80 • 1-1

##	Player	Total			3-Ptr			Rebounds			PF	TP	A	TO	Blk	Stl	Min
		FG-FGA	FG-FGA	FT-FTA	FG-FGA	FG-FGA	FT-FTA	Off	Def	Tot							
03	KORNET, Luke	f	4-9	0-0	12-16	2	5	7	1	20	2	3	3	0	29		
11	ROBERSON, Jeff	f	4-8	2-4	0-0	2	6	8	5	10	4	1	0	0	33		
05	FISHER-DAVIS, Matthe	g	4-10	3-6	5-5	0	3	3	0	16	0	2	0	0	34		
13	LACHANCE, Riley	g	1-3	1-1	2-2	0	3	3	0	5	4	1	0	0	24		
24	CRESSLER, Nolan	g	2-5	1-2	0-0	1	4	5	3	5	3	0	0	1	28		
00	JUSTICE, Camron	01	1-2	1-1	0-0	0	1	1	0	3	0	1	0	0	6		
01	WILLIS, Payton	01	3-5	1-3	3-4	1	0	1	1	10	0	2	0	1	16		
02	TOYE, Joe	01	1-3	0-1	1-2	0	6	6	0	3	0	1	0	0	14		
12	BAPTISTE, Djery	01	3-5	0-0	2-2	0	3	3	4	8	0	2	0	0	11		
15	BROWN, Clevon	01	0-0	0-0	0-0	0	0	0	1	0	0	0	1	0	5		
	Team					1	3	4									
	Totals		23-50	9-18	25-31	7	34	41	15	80	13	14	4	2	200		

FG % 1st Half: 14-26 53.8% 2nd half: 9-24 37.5% Game: 23-50 46.0% Deadball Rebounds 3,1
 3FG % 1st Half: 6-9 66.7% 2nd half: 3-9 33.3% Game: 9-18 50.0%
 FT % 1st Half: 2-4 50.0% 2nd half: 23-27 85.2% Game: 25-31 80.6%

Officials: Olandis Poole, Bart Lenox, Jason Baker
 Technical fouls: Belmont-None. Vanderbilt-None.
 Attendance: 9116

Score by periods	1st	2nd	Total
Belmont	21	45	66
Vanderbilt	36	44	80

Points	In	Off	2nd	Fast	Bench
	Paint	T/O	Chance	Break	
BEL	28	8	7	3	6
VU	24	3	12	3	24

Last FG - BEL 2nd-00:56, VU 2nd-01:17.
 Largest lead - BEL by 2 1st-19:45, VU by 16 1st-01:41.
 BEL led for 00:15. VU led for 39:30. Game was tied for 00:15.

Score tied - 0 times.
 Lead changed - 1 time.



Official Basketball Box Score - Game Totals - Final Statistics
Norfolk State vs Vanderbilt
 11/18/16 7 p.m. at Nashville, Tenn. (Memorial Gym)



Norfolk State 52 • 2-2

##	Player	Total			3-Ptr			Rebounds			PF	TP	A	TO	Blk	Stl	Min
		FG-FGA	FG-FGA	FT-FTA	FG-FGA	FG-FGA	FT-FTA	Off	Def	Tot							
22	LONG, Alex	f	1-9	0-0	1-2	2	3	5	3	3	0	3	0	0	20		
05	GELLINEAU, Bryan	c	0-1	0-0	0-0	0	1	1	3	0	0	4	1	0	12		
02	ROBINSON, Zaynah	g	2-8	0-1	2-2	0	2	2	1	6	1	0	1	0	30		
03	WADE, Jonathan	g	6-14	1-4	7-9	2	6	8	2	20	0	2	0	1	36		
04	GOSS, Micah	g	1-6	1-4	0-0	0	1	1	1	3	0	0	0	0	16		
00	WARD, Carrington	01	2-10	0-1	0-0	1	2	3	0	4	1	1	0	1	22		
13	ALLEN, Stavian	01	0-0	0-0	0-0	0	2	2	3	0	0	0	0	0	8		
20	BROWN, Alex	01	0-1	0-0	0-0	0	0	0	0	0	0	0	0	0	7		
24	WILLIAMS, Kyle	01	0-1	0-1	0-0	0	0	0	0	0	0	0	0	0	11		
44	ROBINSON, Dan	01	3-5	0-0	1-1	3	1	4	4	7	0	0	0	0	22		
45	BUTLER, Jordan	01	3-5	0-0	3-6	2	2	4	4	9	0	2	0	0	16		
	Team					3	3	6									
	Totals		18-60	2-11	14-20	13	23	36	21	52	2	12	1	3	200		

FG % 1st Half: 9-31 29.0% 2nd half: 9-29 31.0% Game: 18-60 30.0% Deadball Rebounds 2
 3FG % 1st Half: 2-5 40.0% 2nd half: 0-6 0.0% Game: 2-11 18.2%
 FT % 1st Half: 8-11 72.7% 2nd half: 6-9 66.7% Game: 14-20 70.0%

Vanderbilt 75 • 2-1

##	Player	Total			3-Ptr			Rebounds			PF	TP	A	TO	Blk	Stl	Min
		FG-FGA	FG-FGA	FT-FTA	FG-FGA	FG-FGA	FT-FTA	Off	Def	Tot							
11	ROBERSON, Jeff	f	2-8	1-4	6-6	5	6	11	3	11	3	3	0	0	24		
03	KORNET, Luke	c	2-5	0-0	5-6	1	4	5	1	9	0	1	4	0	22		
05	FISHER-DAVIS, Matthe	g	5-12	4-9	4-4	0	3	3	3	18	2	0	1	1	27		
13	LACHANCE, Riley	g	4-7	3-5	1-1	0	4	4	3	12	1	3	0	2	22		
24	CRE																

Official Basketball Box Score -- Game Totals -- Final Statistics
Vanderbilt vs Butler
 11/24/16 5:00pm at Orleans Arena, Las Vegas, NV



Vanderbilt 66 • 2-3

#	Player	Total		3-Ptr		Rebounds			PF	TP	A	TO	Blk	Stl	Min
		FG-FGA	FG-FGA	FT-FTA	Off	Def	Tot								
03	KORNET, Luke	f	2-11	1-5	0-0	1	4	5	3	5	1	4	2	0	28
11	ROBERSON, Jeff	f	3-5	0-2	5-6	0	4	4	4	11	1	2	1	1	25
12	BAPTISTE, Djery	c	1-3	0-0	0-0	1	1	2	3	2	0	2	0	0	17
05	FISHER-DAVIS, Matthe	g	1-3	0-2	0-0	1	2	3	0	2	0	0	0	1	11
13	LACHANCE, Riley	g	2-6	1-2	2-2	1	3	4	3	7	6	2	0	0	34
00	JUSTICE, Camron	g	0-2	0-1	1-2	0	1	1	2	1	1	0	0	0	10
01	WILLIS, Payton	g	5-8	2-5	5-6	1	2	3	2	17	2	2	1	0	27
02	TOYE, Joe	g	3-5	0-1	1-2	0	2	2	4	7	0	1	0	1	14
15	BROWN, Clevon	g	2-4	2-2	0-0	2	2	4	2	6	0	1	0	0	16
20	MCGLOIN, Phillip	g	0-0	0-0	0-0	0	0	0	1	0	0	0	0	0	0+
24	CRESSLER, Nolan	g	3-5	1-2	1-1	0	3	3	5	8	0	2	0	2	18
	Team					1	1	2							
	Totals		22-52	7-22	15-19	8	25	33	29	66	11	16	4	5	200

FG % 1st Half: 11-28 39.3% 2nd half: 11-24 45.8% Game: 22-52 42.3%
 3FG % 1st Half: 4-12 33.3% 2nd half: 3-10 30.0% Game: 7-22 31.8%
 FT % 1st Half: 8-10 80.0% 2nd half: 7-9 77.8% Game: 15-19 78.9%

Butler 76 • 5-0

#	Player	Total		3-Ptr		Rebounds			PF	TP	A	TO	Blk	Stl	Min
		FG-FGA	FG-FGA	FT-FTA	Off	Def	Tot								
04	WIDEMAN, Tyler	f	1-4	0-0	6-6	6	1	7	2	8	1	3	0	0	27
30	MARTIN, Kelan	f	3-12	1-5	7-10	0	3	3	4	14	2	2	0	3	30
45	CHRABASCZ, Andrew	f	3-7	2-3	4-4	3	7	10	2	12	3	1	0	1	37
00	WOODSON, Avery	g	2-6	1-4	0-0	0	4	4	2	5	2	0	0	0	17
01	LEWIS, Tyler	g	4-9	1-4	6-10	0	2	2	0	15	4	2	0	0	30
03	BALDWIN, Kamar	g	5-7	2-3	0-0	0	1	1	3	12	1	1	0	1	27
11	SAVAGE, Kethan	g	1-1	0-0	0-2	0	1	1	0	2	0	0	0	0	6
20	BADDLEY, Henry	g	0-0	0-0	0-0	0	0	0	0	0	0	0	0	0	2
22	McDERMOTT, Sean	g	2-6	2-6	1-2	1	5	6	4	7	1	2	0	0	20
51	FWLER, Nate	g	0-0	0-0	1-2	2	0	2	0	1	0	1	1	1	4
	Team					0	0	0							
	Totals		21-52	9-25	25-36	12	24	36	17	76	14	12	1	6	200

FG % 1st Half: 10-23 43.5% 2nd half: 11-29 37.9% Game: 21-52 40.4%
 3FG % 1st Half: 7-13 53.8% 2nd half: 2-12 16.7% Game: 9-25 36.0%
 FT % 1st Half: 14-17 82.4% 2nd half: 11-19 57.9% Game: 25-36 69.4%

Officials: Duke Edsall, Rick Randall, Ed Crenshaw
 Technical fouls: Vanderbilt-TEAM, Butler-None.
 Attendance:

Score by periods	1st	2nd	Total
Vanderbilt	34	32	66
Butler	41	35	76

	In	Off	2nd	Fast	Bench
Points	Paint	T/O	Chance	Break	
VU	30	10	8	2	39
BUT	24	21	10	4	22

Last FG - VU 2nd-00:07, BUT 2nd-01:33.
 Largest lead - VU by 4 1st-18:04, BUT by 12 2nd-01:33.
 VU led for 06:14. BUT led for 33:02. Game was tied for 00:44.

Score tied - 3 times.
 Lead changed - 5 times.

Official Basketball Box Score -- Game Totals -- Final Statistics
Santa Clara vs Vanderbilt
 11/25/16 5:00 PM at Orleans Arena, Las Vegas, NV



Santa Clara 66 • 3-4

#	Player	Total		3-Ptr		Rebounds			PF	TP	A	TO	Blk	Stl	Min
		FG-FGA	FG-FGA	FT-FTA	Off	Def	Tot								
03	JADERSTEN, Henrik	*	2-6	1-5	0-0	0	5	5	2	5	1	0	0	0	36
04	PUGH, Jarvis	*	3-7	0-2	2-2	0	5	5	2	8	1	2	0	0	37
12	HAUSER, Matt	*	2-8	0-3	0-0	0	3	3	2	4	4	0	0	0	37
23	BROWNDRIDGE, Jared	*	10-15	4-9	12-13	0	1	1	0	36	2	1	1	0	36
43	KRATCH, Nate	*	4-9	1-2	0-0	0	3	3	4	9	0	1	0	0	27
01	WARDLOW, Evan	*	0-0	0-0	0-0	0	0	0	2	0	0	1	0	0	7
10	HEALY, Kai	*	1-2	0-0	0-0	0	0	0	3	2	0	1	0	0	11
22	HUBBARD, Matt	*	0-0	0-0	0-0	1	0	1	4	0	0	2	0	0	5
35	LEWIS, Tony	*	1-2	0-0	0-0	0	1	1	1	2	0	1	0	0	4
	Team					0	2	2							
	Totals		23-49	6-21	14-15	1	20	21	20	66	8	9	1	0	200

FG % 1st Half: 10-24 41.7% 2nd half: 13-25 52.0% Game: 23-49 46.9%
 3FG % 1st Half: 3-13 23.1% 2nd half: 3-8 37.5% Game: 6-21 28.6%
 FT % 1st Half: 0-0 0.0% 2nd half: 14-15 93.3% Game: 14-15 93.3%

Vanderbilt 76 • 3-3

#	Player	Total		3-Ptr		Rebounds			PF	TP	A	TO	Blk	Stl	Min
		FG-FGA	FG-FGA	FT-FTA	Off	Def	Tot								
01	WILLIS, Payton	*	2-5	1-4	0-0	1	3	4	0	5	8	4	0	0	32
03	KORNET, Luke	*	4-9	1-3	9-10	1	5	6	3	18	0	3	1	0	30
05	FISHER-DAVIS, Matthe	*	4-9	3-6	3-3	0	2	2	2	14	2	2	0	0	35
11	ROBERSON, Jeff	*	4-8	3-5	1-4	0	4	4	2	12	1	4	0	0	32
13	LACHANCE, Riley	*	6-7	5-6	0-0	0	4	4	4	17	6	0	0	1	32
02	TOYE, Joe	*	1-2	1-1	0-0	0	0	0	0	3	1	0	0	0	9
12	BAPTISTE, Djery	*	2-2	0-0	0-0	0	0	0	3	4	0	0	0	0	10
15	BROWN, Clevon	*	0-3	0-2	0-0	1	2	3	0	0	0	0	0	0	8
24	CRESSLER, Nolan	*	1-3	1-1	0-0	2	1	3	1	3	0	0	0	0	12
	Team					2	4	6							
	Totals		24-48	15-28	13-17	7	25	32	15	76	18	13	1	1	200

FG % 1st Half: 14-26 53.8% 2nd half: 10-22 45.5% Game: 24-48 50.0%
 3FG % 1st Half: 10-16 62.5% 2nd half: 5-12 41.7% Game: 15-28 53.6%
 FT % 1st Half: 10-11 90.9% 2nd half: 10-11 90.9% Game: 13-17 76.5%

Officials: Rick Randall, Ed Crenshaw, John St. Clair
 Technical fouls: Santa Clara-None. Vanderbilt-None.
 Attendance:

Score by periods	1st	2nd	Total
Santa Clara	23	43	66
Vanderbilt	41	35	76

	In	Off	2nd	Fast	Bench
Points	Paint	T/O	Chance	Break	
SCU	22	14	2	0	4
VU	14	5	3	2	10

Last FG - SCU 2nd-00:24, VU 2nd-01:21.
 Largest lead - SCU None, VU by 18 1st-00:02.
 SCU led for 00:00. VU led for 39:43. Game was tied for 00:17.

Score tied - 0 times.
 Lead changed - 0 times.

Official Basketball Box Score -- Game Totals -- Final Statistics
Tennessee State vs Vanderbilt
 11/29/16 7:00 pm at Nashville, Tenn. (Memorial Gym)



Tennessee State 59 • 6-1

#	Player	Total		3-Ptr		Rebounds			PF	TP	A	TO	Blk	Stl	Min
		FG-FGA	FG-FGA	FT-FTA	Off	Def	Tot								
04	HAMILTON, K.	f	7-12	3-5	2-5	3	1	4	2	19	0	4	1	0	26
33	MARTIN, Wayne	f	2-5	0-1	1-2	1	3	4	2	5	0	4	0	0	28
03	REED, Jordan	g	2-5	0-0	2-6	2	2	4	4	6	2	1	2	29	
05	McCALL, Tahjere	g	1-3	0-0	6-10	0	0	0	5	8	3	0	0	1	20
14	REDDICK, Darreon	g	5-14	2-3	0-0	0	0	0	0	12	0	0	0	0	28
00	CHANEY, Armani	g	1-3	0-1	0-0	0	2	2	2	2	2	2	0	0	22
01	SPENCER, Delano	g	2-7	2-5	0-0	0	0	0	2	6	1	1	0	0	22
15	WILLIAMS, Xavier	g	0-0	0-0	0-0	0	1	1	0	0	0	0	0	0	3
21	MKEOWULU, Christian	g	0-0	0-0	1-2	1	0	1	3	1	0	2	1	0	19
23	EVERETT, A'Torey	g	0-0	0-0	0-0	0	0	0	0	0	0	0	0	0	3
	Team					2	2	4							
	Totals		20-49	7-15	12-25	9	11	20	20	59	8	14	3	3	200

FG % 1st Half: 9-27 33.3% 2nd half: 11-22 50.0% Game: 20-49 40.8%
 3FG % 1st Half: 2-7 28.6% 2nd half: 5-8 62.5% Game: 7-15 46.7%
 FT % 1st Half: 2-6 33.3% 2nd half: 10-19 52.6% Game: 12-25 48.0%

Vanderbilt 83 • 4-3

#	Player	Total		3-Ptr		Rebounds			PF	TP	A	TO	Blk	Stl	Min
		FG-FGA	FG-FGA	FT-FTA	Off	Def	Tot								
11	ROBERSON, Jeff	f	5-10	2-4	1-2	0	5	5	3	13	0	4	0	2	31
03	KORNET, Luke	c	2-4	0-1	8-8	3	3	6	2	12	1	3	2	1	28
01	WILLIS, Payton	g	2-4	1-3											

Official Basketball Box Score - Game Totals - Final Statistics
High Point vs Vanderbilt
 12/06/16 7 p.m. at Nashville, Tenn. (Memorial Gym)



High Point 63 • 4-5

#	Player	Total		3-Ptr		Rebounds			PF	TP	A	TO	Blk	Stl	Min
		FG-FGA	FG-FGA	FT-FTA	FT-FTA	Off	Def	Tot							
25	MADISON, Ricky	f	0-0	0-0	2-2	0	0	0	5	2	1	3	0	1	20
33	BOWMAN JR, Miles	f	5-10	2-3	10-12	3	3	6	1	22	1	2	1	0	27
02	WHITE, Austin	g	2-3	1-1	0-0	0	1	1	1	5	3	1	0	1	20
03	WRIGHT, Jamal	g	4-4	4-4	0-0	0	4	4	3	12	1	6	0	0	30
22	FOX, Andre	g	1-8	1-2	0-0	0	2	2	0	3	0	2	0	0	24
04	WILLIAMS, Jalen	g	0-1	0-0	0-0	0	0	0	0	0	1	2	0	0	16
10	THOMPSON, Tarique	g	2-3	1-1	0-0	0	1	1	3	5	0	1	0	1	20
14	VARGO, Luke	g	1-1	1-1	0-0	0	0	0	0	3	1	0	0	0	10
24	LINDAUER, Anthony	g	4-10	2-2	1-2	0	3	3	4	11	3	2	0	2	27
34	WHITEHEAD, Jordan	g	0-0	0-0	0-0	0	1	1	0	0	0	0	0	0	3
35	GOODING, Dexter	g	0-1	0-1	0-0	0	1	1	0	0	1	0	0	0	3
	Team					1	1	2							
	Totals		19-41	12-15	13-16	4	17	21	17	63	12	19	1	5	200

FG % 1st Half: 14-25 56.0% 2nd half: 5-16 31.3% Game: 19-41 46.3% Deadball Rebounds 1
 3FG % 1st Half: 8-9 88.9% 2nd half: 4-6 66.7% Game: 12-15 80.0%
 FT % 1st Half: 6-7 85.7% 2nd half: 7-9 77.8% Game: 13-16 81.3%

Vanderbilt 90 • 5-4

#	Player	Total		3-Ptr		Rebounds			PF	TP	A	TO	Blk	Stl	Min
		FG-FGA	FG-FGA	FT-FTA	FT-FTA	Off	Def	Tot							
05	FISHER-DAVIS, Matthe	f	6-10	4-8	3-4	0	3	3	0	19	3	1	1	0	29
11	ROBERSON, Jeff	f	5-8	4-7	0-0	0	3	3	2	14	2	2	0	0	25
03	KORNET, Luke	c	3-8	0-2	2-2	0	3	3	4	8	1	1	1	1	23
01	WILLIS, Payton	g	4-5	3-4	2-2	0	2	2	2	13	4	1	1	1	23
13	LACHANCE, Riley	g	4-4	4-4	2-2	0	2	2	2	14	7	1	0	2	29
00	JUSTICE, Camron	g	1-1	0-0	1-1	0	1	1	0	3	0	1	0	1	6
02	TOYE, Joe	g	1-5	1-2	3-4	2	3	5	1	6	1	1	0	0	18
12	BAPTISTE, Djery	g	0-0	0-0	0-0	0	1	1	2	0	0	1	0	0	14
15	BROWN, Clevon	g	1-2	1-2	0-0	0	0	0	2	3	0	1	1	0	11
20	MCGLOIN, Phillip	g	0-0	0-0	0-0	0	0	0	0	0	0	0	0	0	0+
24	CRESSLER, Nolan	g	4-7	2-3	0-0	2	2	4	1	10	5	3	0	3	22
	Team					2	0	2							
	Totals		29-50	19-32	13-15	6	20	26	16	90	23	13	3	8	200

FG % 1st Half: 16-27 59.3% 2nd half: 13-23 56.5% Game: 29-50 58.0% Deadball Rebounds 0
 3FG % 1st Half: 12-19 63.2% 2nd half: 7-13 53.8% Game: 19-32 59.4%
 FT % 1st Half: 6-6 100.0% 2nd half: 7-9 77.8% Game: 13-15 86.7%

Officials: John Hampton, Terry Moore, Nathan Bemis
 Technical fouls: High Point-None. Vanderbilt-None.
 Attendance: 8288

Score by periods	1st	2nd	Total
High Point	42	21	63
Vanderbilt	50	40	90

Points	In	Off	2nd	Fast	Bench
HPU	10	11	5	0	19
VU	12	33	8	10	22

Last FG - HPU 2nd-00:58, VU 2nd-01:26.
 Largest lead - HPU by 7 1st-14:13, VU by 30 2nd-03:40.
 HPU led for 04:34, VU led for 34:14. Game was tied for 01:11.

Score tied - 0 times.
 Lead changed - 4 times.

Official Basketball Box Score - Game Totals - Final Statistics
Vanderbilt vs Middle Tennessee
 12/08/16 6:35 p.m. at Murfreesboro, Tenn.



Vanderbilt 48 • 5-5

#	Player	Total		3-Ptr		Rebounds			PF	TP	A	TO	Blk	Stl	Min
		FG-FGA	FG-FGA	FT-FTA	FT-FTA	Off	Def	Tot							
03	KORNET, Luke	f	3-13	0-2	2-2	2	3	5	1	8	1	1	1	0	28
11	ROBERSON, Jeff	f	4-12	1-5	2-5	1	7	8	1	11	0	3	0	1	32
01	WILLIS, Payton	g	0-1	0-1	2-2	0	2	2	1	2	2	1	0	0	16
05	FISHER-DAVIS, Matthe	g	4-13	3-7	2-2	0	3	3	1	13	1	4	0	1	36
13	LACHANCE, Riley	g	1-4	0-2	0-0	0	4	4	2	2	2	3	0	0	34
02	TOYE, Joe	g	1-2	1-1	0-0	0	1	1	0	3	1	1	0	0	8
12	BAPTISTE, Djery	g	0-0	0-0	0-0	0	0	0	0	0	0	0	0	0	3
15	BROWN, Clevon	g	3-4	0-0	0-0	1	3	4	1	6	1	0	1	0	17
24	CRESSLER, Nolan	g	1-4	0-1	1-2	0	2	2	3	3	1	0	0	1	26
	Team					1	3	4							
	Totals		17-53	5-19	9-13	5	28	33	10	48	9	13	2	3	200

FG % 1st Half: 9-28 32.1% 2nd half: 8-25 32.0% Game: 17-53 32.1% Deadball Rebounds 2
 3FG % 1st Half: 4-13 30.8% 2nd half: 1-6 16.7% Game: 5-19 26.3%
 FT % 1st Half: 1-2 50.0% 2nd half: 8-11 72.7% Game: 9-13 69.2%

Middle Tennessee 71 • 9-1

#	Player	Total		3-Ptr		Rebounds			PF	TP	A	TO	Blk	Stl	Min
		FG-FGA	FG-FGA	FT-FTA	FT-FTA	Off	Def	Tot							
22	WILLIAMS, JaCorey	f	6-9	0-0	1-2	0	10	10	2	13	0	1	0	1	31
30	UPSHAW, Reggie	f	7-12	0-2	0-2	1	5	6	2	14	5	1	1	3	35
00	DIXON, Tyrik	g	1-4	0-1	0-0	1	5	6	1	2	2	3	0	1	23
11	SIMPSON, Edward	g	1-5	1-5	0-0	0	1	1	1	3	6	1	0	2	29
20	POTTS, Giddy	g	10-17	4-9	3-3	1	8	9	2	27	1	0	0	3	34
01	WALTERS, Brandon	g	1-4	0-0	0-0	1	1	2	1	2	1	0	1	0	10
02	JOHNSON, Antwan	g	0-4	0-3	3-4	1	1	2	0	3	0	0	0	0	9
04	HABERSHAM, Xavier	g	2-5	2-3	0-0	0	1	1	1	6	0	0	0	0	21
14	MILLER, Chase	g	0-0	0-0	0-0	0	0	0	0	0	0	0	1	0	2
24	COPELAND, Quavius	g	0-0	0-0	0-0	0	0	0	0	0	0	0	0	0	2
25	GAMBLE, Karl	g	0-1	0-1	1-2	0	0	0	2	1	0	0	0	0	2
45	FOOTE, Aldonis	g	0-0	0-0	0-0	0	0	0	2	0	0	0	0	0	2
	Team					2	0	2							
	Totals		28-61	7-24	8-13	7	32	33	14	71	15	6	3	10	200

FG % 1st Half: 12-29 41.4% 2nd half: 16-32 50.0% Game: 28-61 45.9% Deadball Rebounds 3,1
 3FG % 1st Half: 4-13 30.8% 2nd half: 3-11 27.3% Game: 7-24 29.2%
 FT % 1st Half: 3-6 50.0% 2nd half: 5-7 71.4% Game: 8-13 61.5%

Officials: Ray Natili, Patrick Adams, Roger Ayers
 Technical fouls: Vanderbilt-None. Middle Tennessee-None.
 Attendance: 9606

Score by periods	1st	2nd	Total
Vanderbilt	23	25	48
Middle Tennessee	31	40	71

Points	In	Off	2nd	Fast	Bench
VU	22	4	6	0	12
MT	28	17	3	16	12

Last FG - VU 2nd-05:23, MT 2nd-01:52.
 Largest lead - VU by 4 1st-16:01, MT by 26 2nd-06:51.
 VU led for 04:39, MT led for 34:03. Game was tied for 01:18.

Score tied - 2 times.
 Lead changed - 3 times.

Official Basketball Box Score - Game Totals - Final Statistics
Chattanooga vs Vanderbilt
 12/17/16 7:30 p.m. at Nashville, Tenn. (Memorial Gym)



Chattanooga 74 • 8-3

#	Player	Total		3-Ptr		Rebounds			PF	TP	A	TO	Blk	Stl	Min
		FG-FGA	FG-FGA	FT-FTA	FT-FTA	Off	Def	Tot							
05	Justin Tuoyo	f	6-10	0-0	0-1	7	2	9	4	12	2	4	2	0	27
23	Tre McLean	f	3-9	1-3	3-3	0	6	6	3	10	0	2	0	1	34
01	Greg Pryor	g	4-7	1-4	3-5	0	3	3	1	12	5	1	0	0	37
04	J. Burroughs-Cook	g	4-11	0-1	3-4	1	1	2	4	11	0	1	0	1	29
24	Casey Jones	g	8-11	0-0	0-2	1	2	3	2	16	1	3	0	0	26
02	Rodney Chatman	g	0-0	0-0	0-0	0	0	0	3	0	1	1	0	0	9
03	Nat Dixon	g	1-1	0-0	0-0	0	1	1	2	2	1	0	0	0	14
11	Makale Foreman	g	1-1	1-1	0-0	0	0	0	1	3	0	0	0	0	7
21	Makinde London	g	2-4	0-2	4-4	0	6	6	4	8	1	1	1	1	17
	Team					2	1	3							
	Totals		29-54	3-11	13-19	11	22	33	24	74	11	14	3	3	200

FG % 1st Half: 14-31 45.2% 2nd half: 15-23 65.2% Game: 29-54 53.7% Deadball Rebounds 1
 3FG % 1st Half: 2-7 28.6% 2nd half: 1-4 25.0% Game: 3-11 27.3%
 FT % 1st Half: 8-10 80.0% 2nd half: 5-9 55.6% Game: 13-19 68.4%

Vanderbilt 76 • 6-5

#	Player	Total		3-Ptr		Rebounds			PF	TP	A	TO	Blk	Stl	Min
		FG-FGA	FG-FGA	FT-FTA	FT-FTA	Off	Def	Tot							
05	FISHER-DAVIS, Matthe	f	4-14	1-7	9-9	1	6	7	3	18	2	2	0	0	37
11	ROBERSON, Jeff	f	4-10	1-4	2-2	2	3	5	3	11	2	1	2	0	35
03	KORNET, Luke	c	5-10	3-6	5-6	0	4	4	2	18	2	2	2	2	35
01	WILLIS, Payton	g	3-6	0-1	1-2	2	2	4	1	7	3	1	0	0	28
13	LACHANCE, Riley	g	1-2	1-2	4-4	1	0	1	3	7	4	1	0	0	22
02	TOYE, Joe	g	3-5	0-0	4-4	0	2	2	3	10	2	1	0	0	19
12	BAPTISTE, Djery	g	2-2	0-0	0-0	1	1	2	1	4	0	1	0	0	5
15	BROWN, Clevon	g	0-0	0-0	1-2	0	1	1	1	1	0	1	0	0	5
24	CRESSLER, Nolan	g	0-1	0-1	0-0	0	0	0	1	0	1	1	0	0	14
	Team					1	0	1							



Official Basketball Box Score - Game Totals - Final Statistics
Vanderbilt vs LSU
 12/29/16 8:00 PM at Baton Rouge, La. (Maravich Center)



Vanderbilt 96 • 7-6 (1-0 SEC)

#	Player	Total		3-Ptr	Rebounds			PF	TP	A	TO	Blk	Stl	Min	
		FG-FGA	FT-FTA		Off	Def	Tot								
03	KORNET, Luke	f	5-7	2-4	2-2	1	3	4	3	14	2	0	0	2	33
11	ROBERSON, Jeff	f	2-8	0-3	2-3	5	6	11	2	6	6	3	1	2	37
01	WILLIS, Payton	g	4-7	3-6	0-0	0	0	0	1	11	2	3	0	2	22
05	FISHER-DAVIS, Matthe	g	5-13	4-9	9-12	0	4	4	2	23	0	2	0	0	29
13	LACHANCE, Riley	g	8-13	4-7	4-5	0	1	1	1	24	5	1	0	1	36
02	TOYE, Joe	g	3-5	2-2	0-0	0	2	2	3	8	1	0	0	1	11
12	BAPTISTE, Djery	g	0-1	0-0	0-0	1	0	1	2	0	0	0	0	0	9
24	CRESSLER, Nolan	g	4-4	1-1	1-2	1	2	3	1	10	2	1	0	1	23
Team						1	2	3							
Totals			31-58	16-32	18-24	9	20	29	15	96	18	11	1	9	200

FG % 1st Half: 16-32 50.0% 2nd half: 15-26 57.7% Game: 31-58 53.4%
 3FG % 1st Half: 8-16 50.0% 2nd half: 8-16 50.0% Game: 16-32 50.0%
 FT % 1st Half: 5-5 100.0% 2nd half: 13-19 68.4% Game: 18-24 75.0%

LSU 89 • 8-4 (0-1 SEC)

#	Player	Total		3-Ptr	Rebounds			PF	TP	A	TO	Blk	Stl	Min	
		FG-FGA	FT-FTA		Off	Def	Tot								
01	REATH, Duop	f	2-4	0-0	1-2	0	2	2	2	5	0	6	2	1	32
21	EPPS, Aaron	f	1-3	0-0	1-2	1	3	4	5	3	1	3	0	0	22
00	SAMPSON, Brandon	g	4-7	4-5	0-0	0	1	1	1	12	1	4	0	1	24
02	BLAKENEY, Antonio	g	8-13	2-6	6-7	1	6	7	0	24	2	1	1	1	33
04	MAYS, Skylar	g	3-4	3-3	2-2	1	1	2	1	11	4	0	0	0	18
03	ROBINSON III, Elbert	g	0-0	0-0	0-0	0	0	0	1	0	0	0	0	0	4
10	JENKINS, Brandon	g	2-6	1-3	0-2	0	1	1	3	5	2	0	0	0	19
11	PATTERSON, Jalyn	g	4-7	3-5	0-0	0	3	3	1	11	6	0	0	2	26
20	BRIDGEWATER, Brian	g	2-2	0-0	0-0	1	0	1	2	4	0	0	0	0	2
44	SIMS, Wayde	g	5-8	4-6	0-1	1	5	6	1	14	2	1	0	2	20
Team						1	1	2							
Totals			31-54	17-28	10-16	6	23	29	17	89	18	15	3	7	200

FG % 1st Half: 13-25 52.0% 2nd half: 18-29 62.1% Game: 31-54 57.4%
 3FG % 1st Half: 9-13 69.2% 2nd half: 8-15 53.3% Game: 17-28 60.7%
 FT % 1st Half: 7-8 87.5% 2nd half: 3-8 37.5% Game: 10-16 62.5%

Officials: Anthony Jordan, Mike Nance, Ron Groover
 Technical fouls: Vanderbilt-None. LSU-None.
 Attendance: 7853

Score by periods	1st	2nd	Total
Vanderbilt	45	51	96
LSU	42	47	89

Points	In	Off	2nd	Fast	Bench
Paint	Paint	T/O	Chance	Break	
VU	24	30	12	0	18
LSU	22	18	7	4	34

Last FG - VU 2nd-01:49, LSU 2nd-00:31.
 Largest lead - VU by 20 2nd-09:05, LSU by 3 1st-16:59.
 VU led for 36:06. LSU led for 02:34. Game was tied for 01:20.
 Score tied - 4 times.
 Lead changed - 4 times.



Official Basketball Box Score - Game Totals - Final Statistics
Auburn vs Vanderbilt
 01/04/17 6 p.m. at Nashville, Tenn. (Memorial Gym)



Auburn 61 • 10-4, 0-2 SEC

#	Player	Total		3-Ptr	Rebounds			PF	TP	A	TO	Blk	Stl	Min	
		FG-FGA	FT-FTA		Off	Def	Tot								
03	Purifoy, Danjel	f	3-13	2-6	2-2	1	3	4	2	10	3	2	0	3	31
50	Wiley, Austin	c	3-8	0-0	0-0	4	0	4	3	6	0	0	0	0	12
01	Harper, Jared	g	7-15	3-6	2-2	0	1	1	1	19	2	1	0	1	32
05	Heron, Mustapha	g	3-13	0-3	7-7	0	6	6	0	13	1	2	0	1	31
23	Lang, TJ	g	0-3	0-2	0-0	2	3	5	3	0	0	0	1	0	17
00	Spencer, Horace	g	1-1	0-0	0-0	1	1	2	2	2	0	1	1	0	14
02	Brown, Bryce	g	1-3	1-3	0-0	0	0	0	2	3	0	1	0	1	12
04	Dunans, T.J.	g	2-8	0-1	0-2	1	4	5	2	4	1	4	1	2	23
12	Smith, LaRon	g	0-0	0-0	0-0	0	2	2	2	0	0	0	0	0	9
24	McLemore, Anfernee	g	2-4	0-0	0-0	3	3	6	0	4	0	1	1	0	15
35	Johnson, Ronnie	g	0-0	0-0	0-0	0	0	0	1	0	1	0	0	0	4
Team						0	2	2							
Totals			22-68	6-21	11-13	12	25	37	18	61	8	12	4	8	200

FG % 1st Half: 9-29 31.0% 2nd half: 13-39 33.3% Game: 22-68 32.4%
 3FG % 1st Half: 2-7 28.6% 2nd half: 4-14 28.6% Game: 6-21 28.6%
 FT % 1st Half: 9-9 100.0% 2nd half: 2-4 50.0% Game: 11-13 84.6%

Vanderbilt 80 • 8-6, 2-0 SEC

#	Player	Total		3-Ptr	Rebounds			PF	TP	A	TO	Blk	Stl	Min	
		FG-FGA	FT-FTA		Off	Def	Tot								
11	ROBERSON, Jeff	f	0-7	0-3	5-6	0	7	7	3	5	2	1	0	1	34
03	KORNET, Luke	c	4-9	1-2	1-3	4	7	11	2	10	2	1	4	1	31
01	WILLIS, Payton	g	3-6	1-4	0-0	1	4	5	2	7	6	3	0	1	32
05	FISHER-DAVIS, Matthe	g	11-20	7-14	4-7	0	7	7	1	33	2	2	0	2	33
13	LACHANCE, Riley	g	3-5	2-4	0-0	0	4	4	5	8	3	4	0	1	22
02	TOYE, Joe	g	4-7	1-4	0-0	0	2	2	3	9	3	3	0	1	19
12	BAPTISTE, Djery	g	0-1	0-0	0-0	1	0	1	1	0	0	0	0	0	7
15	BROWN, Clevon	g	0-0	0-0	0-0	1	0	1	0	0	0	0	1	0	8
24	CRESSLER, Nolan	g	3-3	2-2	0-0	0	1	1	0	8	0	0	0	0	14
Team						1	1	2							
Totals			28-58	14-33	10-16	8	33	41	17	80	18	14	5	7	200

FG % 1st Half: 15-31 48.4% 2nd half: 13-27 48.1% Game: 28-58 48.3%
 3FG % 1st Half: 8-18 44.4% 2nd half: 6-14 40.0% Game: 14-33 42.4%
 FT % 1st Half: 8-14 57.1% 2nd half: 2-2 100.0% Game: 10-16 62.5%

Officials: Antinio Petty, Karl Hess, Gerry Pollard
 Technical fouls: Auburn-None. Vanderbilt-None.
 Attendance: 9918

Score by periods	1st	2nd	Total
Auburn	29	32	61
Vanderbilt	46	34	80

Points	In	Off	2nd	Fast	Bench
Paint	Paint	T/O	Chance	Break	
AU	32	15	10	2	13
VU	24	16	11	4	17

Last FG - AU 2nd-00:37, VU 2nd-03:57.
 Largest lead - AU None, VU by 26 2nd-03:57.
 AU led for 00:00. VU led for 39:37. Game was tied for 00:23.
 Score tied - 0 times.
 Lead changed - 0 times.



Official Basketball Box Score - Game Totals - Final Statistics
Vanderbilt vs Alabama
 1/17/17 6:05 p.m. at Tuscaloosa, Ala. (Coleman Coliseum)



Vanderbilt 56 • 8-7, 2-1

#	Player	Total		3-Ptr	Rebounds			PF	TP	A	TO	Blk	Stl	Min	
		FG-FGA	FT-FTA		Off	Def	Tot								
03	KORNET, Luke	f	5-17	3-7	2-3	6	7	13	2	15	2	1	4	1	37
11	ROBERSON, Jeff	f	2-6	0-1	0-1	0	1	1	4	4	1	0	0	0	22
01	WILLIS, Payton	g	3-8	2-3	2-3	0	5	5	2	10	4	2	0	1	27
05	FISHER-DAVIS, Matthe	g	2-9	1-6	2-2	0	4	4	3	7	0	3	0	1	32
13	LACHANCE, Riley	g	3-7	2-4	0-0	0	3	3	1	8	3	4	0	0	36
02	TOYE, Joe	g	1-3	0-1	0-0	0	2	2	2	2	0	2	1	0	13
12	BAPTISTE, Djery	g	0-0	0-0	0-0	0	0	0	2	0	0	0	0	1	5
15	BROWN, Clevon	g	0-0	0-0	0-0	0	0	0	0	0	0	0	0	0	3
24	CRESSLER, Nolan	g	4-6	2-4	0-0	1	3	4	1	10	0	0	0	1	25
Team						1	2	3							
Totals			20-56	10-26	6-9	8	27	35	17	56	10	12	5	5	200

FG % 1st Half: 11-32 34.4% 2nd half: 9-24 37.5% Game: 20-56 35.7%
 3FG % 1st Half: 5-12 41.7% 2nd half: 5-14 35.7% Game: 10-26 38.5%
 FT % 1st Half: 3-4 75.0% 2nd half: 3-5 60.0% Game: 6-9 66.7%

Alabama 59 • 9-5, 2-0

#	Player	Total		3-Ptr	Rebounds			PF	TP	A	TO	Blk	Stl	Min	
		FG-FGA	FT-FTA		Off	Def	Tot								
01	Norris, Riley	f	0-5	0-4	0-0	0	2	2	0	0	0	0	0	0	19
25	Key, Braxton	f	2-7	1-2	2-2	4	7	11	3	7	1	1	0	0	33
05	Hall, Donta	f	0-1	0-0	0-0	1	1	2	2	0	0	2	1	0	8
05	Johnson Jr, Avery	g	2-7	2-3	0-0	0	0	0	1	6	0	0	0		



2016-17 Roster

No.	Name	Pos.	Ht.	Wt.	Cl.-Yr	Hometown (Previous School)
1	Payton Willis	G	6-4	182	Fr. - 1st	Fayetteville, Ark. (Fayetteville)
2	Joe Toy	G/F	6-7	208	So. - 2nd	Chicago, Ill. (Whitney Young)
3	Luke Kornet	F	7-1	250	Sr. - 4th	Lantana, Texas (Liberty Christian)
5	Matthew Fisher-Davis	G	6-5	185	Jr. - 3rd	Charlotte, N.C. (Butler)
11	Jeff Roberson	F	6-6	224	Jr. - 3rd	Houston, Texas (The Kinkaid School)
12	Djery Baptiste	C	6-10	240	R-Fr. - 2nd	Gonaives, Haiti (Prestonwood Christian (Texas))
13	Riley LaChance	G	6-2	192	Jr. - 3rd	Brookfield, Wis. (Brookfield Central)
14	Larry Austin, Jr.	G	6-2	175	R-So. - 3rd	Springfield, Ill. (Xavier University/Lanphier)
15	Clevon Brown	F	6-8	219	Fr. - 1st	San Antonio, Texas (Churchill)
24	Nolan Cressler	G	6-4	210	R-Sr. - 5th	Pittsburgh, Pa. (Cornell/Plum)

COACHING STAFF

Head Coach..... **Bryce Drew** (Valparaiso, 1998) - 1st
 Associate Head Coach..... **Roger Powell** (Illinois, 2005) - 1st
 Assistant Coach..... **Jake Diebler** (Valparaiso, 2009) - 1st
 Assistant Coach..... **Casey Shaw** (Toledo, 1998) - 1st
 Director of Recruiting/Player Personnel.. **Omar Mance** (Rice, 2003) - 1st
 Director of Operations..... **Luke Simons** (Purdue, 2005) - 1st
 Director of Basketball Admin./Video Coord. **Matt Olinger** (Liberty, 2007) - 1st

SUPPORT STAFF

Athletic Communications Dir. **Andy Boggs** (Florida State, 1998)
 Academic Support..... **Neal Clark** (Kentucky, 1992)
 Athletic Trainer..... **Shannon Gordon** (Indiana State, 1992)
 Strength and Conditioning..... **Jeremy Anderson** (Liberty, 2011)

PRONUNCIATION GUIDE

Djery Baptiste..... **Jerry - Bap-TEEST**
 Luke Kornet **Kor-NET**
 Jeff Roberson..... **ROE-ber-son**
 Joe Toy **TOY**
 Clevon Brown..... **CLEE-von**
 Jake Diebler **DEEB-ler**

ROSTER BY CLASS

Seniors (2)

Luke Kornet..... Lantana, Texas
Nolan Cressler Pittsburgh, Pa.

Juniors (3)

Matthew Fisher-Davis Charlotte, N.C.
Riley LaChance Brookfield, Wisc.
Jeff Roberson Houston, Texas

Sophomores (2)

Larry Austin, Jr. Springfield, Ill.
Joe Toy Chicago, Ill.

Freshman (3)

Djery Baptiste..... Gonaives, Haiti
Clevon Brown..... San Antonio, Texas
Payton Willis Fayetteville, Ark.



MEMORIAL MAGIC - THE HOME TO VANDERBILT HOOPS SINCE 1952

HISTORIC MEMORIAL GYMNASIUM IN 65TH SEASON

Storied Memorial Gymnasium is in its 65th season as the host venue of Vanderbilt basketball. The SEC's most historic hoops setting has played host to more than 950 men's contests as well as the 1984 and 1991 SEC Tournaments and 40 men's and women's NCAA Tournament contests (since the early 1980s).

As the oldest gymnasium in the SEC, Memorial Gymnasium is renowned for its end zone benches, raised floor and unique atmosphere. It was dedicated in 1952 as a memorial to all Vanderbilt men and women who served in World War II. It was built by the late master architect Edwin Keeble, who was commissioned to build a combination gymnasium/concert hall.

.782	All-time winning percentage at Memorial Gym (778-217).
.896	Winning percentage against non-conference opponents since 1990 (207-24).
6	Undefeated seasons at home.

Winningest Coaches at Memorial Gymnasium

Coach	Yrs	Record
1. Kevin Stallings (2000-16)	17	226-65
2. Roy Skinner (1959, 1962-76)	16	181-41
3. Bob Polk (1948-58, 1960-61)	8	96-15
4. C.M. Newton (1982-89)	8	91-37
5. Jan van Breda Kolff (1994-99)	6	75-20
6. Eddie Fogler (1990-93)	4	54-12

Coach Drew at Memorial Gymnasium

Coach	Yr	Record
Bryce Drew	2016-17	6-2

ANNUAL ATTENDANCE FIGURES

Year	All Games	Attendance	Average	NCAA Rank	SEC Games	SEC Attendance	Average
2016-17	8	74,298	9,287	-	2	22,625	11,312
2015-16	16	178,167	11,135	36	9	107,318	11,924
2014-15	19	168,377	8,862	51	9	88,830	9,870
2013-14	16	152,539	9,534	45	9	92,455	10,273
2012-13	15	159,557	10,637	36	9	100,986	11,221
2011-12	18	246,561	13,698	18	8	112,368	14,046
2010-11	17	234,632	13,802	18	8	114,346	14,293
2009-10	16	217,965	13,623	21	8	113,539	14,192
2008-09	17	225,686	13,276	25	8	112,833	14,104
2007-08	19	254,954	13,418	22	8	113,713	14,214
2006-07	17	204,511	12,030	31	8	109,043	13,630
2005-06	16	195,159	12,197	24	8	108,258	13,532
2004-05 [^]	19	191,678	10,088	43	8	105,357	13,170
2003-04	17	192,301	11,312	33	8	106,990	13,374
2002-03	16	153,123	9,570	46	8	96,906	12,113
2001-02	17	150,325	8,843	50	8	93,873	11,734
2000-01	19	186,468	9,814	45	8	102,055	12,757
1999-00*	18	197,770	10,987	30	8	106,741	13,343
1998-99	16	192,538	12,034	26	8	106,128	13,266
1997-98	16	213,974	13,373	21	8	117,819	14,727
1996-97	16	207,771	12,986	25	8	120,214	15,027
1995-96	18	226,354	12,575	28	8	112,996	14,125
1994-95	13	183,042	14,080	17	8	118,932	14,867
1993-94	16	223,997	14,000	15	8	121,345	15,168
1992-93	14	212,156	15,154	11	8	122,536	15,317
1991-92	17	210,585	12,387	29	8	115,104	14,388
1990-91	16	214,638	13,415	19	9	133,482	14,831
1989-90	19	259,992	13,684	18	9	136,136	15,126
1988-89	15	224,657	14,977	13	9	137,212	15,246
1987-88	16	223,747	13,984	14	9	138,393	15,377
1986-87	17	226,343	13,314	14	9	130,854	14,539
1985-86	15	200,806	13,387	14	9	128,059	14,229
1984-85	16	194,390	12,149	17	9	122,514	13,613
1983-84	18	249,292	13,850	10	9	135,546	15,050
1982-83	17	237,584	13,976	9	9	135,418	15,046
1981-82	14	202,225	14,445	9	9	131,699	14,633
1980-81	15	227,478	15,165	9	9	136,436	15,160
1979-80	15	228,029	15,202	5	9	138,754	15,417
1978-79	14	215,330	15,380	5	9	139,930	15,547
1977-78	14	207,375	14,813	5	9	134,232	14,915
1976-77	15	211,966	14,131	4	9	149,108	16,568
1975-76	13	180,901	13,915	-	9	135,375	15,042
1974-75	12	178,527	14,877	-	9	134,304	14,923
1973-74	12	182,728	15,227	-	9	140,252	15,584
1972-73	12	173,567	14,464	-	9	131,193	14,577
1971-72	12	156,778	13,065	-	9	120,172	13,352
1970-71	12	170,634	14,220	-	9	130,260	14,473
1969-70	12	176,763	14,730	-	9	135,745	14,861
1968-69	12	126,896	10,575	-	9	95,300	10,589
1967-68	12	129,722	10,810	-	9	96,274	10,697
1966-67	12	105,492	8,791	-	9	79,173	8,797
1965-66	12	106,022	8,835	-	9	62,368	8,910
1964-65	12	98,821	8,235	-	9	65,712	8,214
1963-64	12	84,827	7,069	-	6	35,684	5,947
1962-63	12	75,261	6,272	-	6	46,183	6,598
1961-62	13	73,640	5,665	-	8	47,357	5,920
1960-61	13	74,187	5,707	-	7	45,549	6,507
1959-60	14	76,199	5,443	-	8	46,064	5,758

[^] First year capacity increased from 14,168 to 14,316; * First year capacity decreased from 15,311 to 14,168



**VANDERBILT BASKETBALL
QUICK HITTERS**

- This is the 114th year of Vanderbilt basketball, with the first season taking place in 1900-01. There were no teams in 1904-05 and 1905-06.
- The Commodores have been named to 14 NCAA Tournaments and 12 NIT's. Vanderbilt advanced to the Elite 8 in 1965 (field of 23), and the Sweet 16 in 1988, 1993, 2004, and 2007. The Commodores captured the NIT Championship in 1990 and finished runner-up in 1994.
- The Commodores are a charter member of the SEC, with the 2016-17 season being the 84th year in the conference.
- Vanderbilt is the only private institution in the SEC with the lowest enrollment of any of the 14 schools (6,738).
- Vanderbilt's Perry Wallace became the first African-American scholarship basketball player in the SEC when he took the court in 1967.
- The Commodores have 44 career 1,000-point scorers, with Shan Foster (2004-08) the all-time leading scorer with 2,011 career points.
- Vanderbilt has had 12 All-Americans since 1950. They are: Billy Joe Adcock (1950), Clyde Lee (1965), Tom Hagan (1969), Jan van Breda Kolff (1974), Will Perdue (1988), Billy McCaffrey (1993), Dan Langhi (2000), Matt Freije (2004), Derrick Byars (2007), Shan Foster (2008), and John Jenkins (2011).
- Vanderbilt had two players selected in the 2016 NBA Draft - Wade Baldwin IV, Memphis, 17th pick and Damian Jones, Golden State 30th pick - one of only three schools with two or more players drafted in the first round. In all, 37 Vanderbilt players have been selected in the NBA Draft since 1950.
- The Commodores had three players drafted in the first 31 picks of the 2012 NBA Draft - John Jenkins, Atlanta, 23rd pick, Festus Ezeli, Golden State, 30th pick, Jeffery Taylor, Charlotte, 31st pick - the most by the Commodores in one draft.
- The Commodores ended a 61-year SEC Tournament drought in 2012 by claiming the tournament championship in New Orleans, the team's first SEC tournament championship since 1951.
- Kevin Stallings is the winningest coach in Vanderbilt history with 322 total victories (17 years, 322-220).
- All three of the university's top all-time scorers played for Kevin Stallings (Foster, Jeffery Taylor, Matt Freije). John Jenkins, who is 10th on the list, also played for him.
- Vanderbilt's intercollegiate athletics teams are nicknamed the Commodores, in honor of the nickname given to founder Cornelius Vanderbilt, who made his fortune in shipping. Vanderbilt donated \$1 million to begin "Central University" in 1875 - the campus was later renamed for Cornelius because of his generosity. Cornelius never stepped foot on the campus that bears his namesake.

SEC STANDINGS

2016-17 SEC STANDINGS (1/12)

	SEC	Pct.	All	Pct.
Florida	4-0	1.000	13-3	.813
Kentucky	4-0	1.000	14-2	.875
South Carolina	3-0	1.000	13-3	.813
Georgia	3-1	.750	10-5	.667
Alabama	2-1	.667	9-6	.600
Miss. State	2-1	.667	11-4	.733
Vanderbilt	2-2	.500	8-8	.500
Arkansas	1-3	.250	12-4	.750
Auburn	1-3	.250	11-5	.688
LSU	1-3	.250	9-6	.600
Ole Miss	1-3	.250	10-6	.625
Tennessee	1-3	.250	8-8	.500
Texas A&M	1-3	.250	9-6	.600
Missouri	0-3	.000	5-10	.333

SEC STATS

VU TEAM SEC RANKINGS (1/12)

Category	SEC	All
Scoring	5th (78.2)	11th (72.8)
Scoring Defense	6th (74.0)	8th (69.8)
Scoring Margin	6th (+4.2)	11th (+3.0)
FT%	8th (.704)	2nd (.768)
FG%	5th (.452)	10th (.431)
FG% Defense	6th (.425)	13th (.431)
3FG%	T-2nd (.400)	1st (.394)
3FG% Defense	11th (.373)	12th (.358)
3FG Made	1st (12.0)	1st (10.1)
Rebound Margin	13th (-4.2)	8th (+1.5)
Blocks	14th (3.0)	13th (3.8)
Assists	T-4th (14.0)	5th (14.2)
Steals	10th (5.8)	14th (4.3)
Turnover Margin	8th (+0.0)	12th (-1.8)
Assist/TO Ratio	2nd (1.3)	4th (1.1)

VU INDIVIDUAL SEC RANKINGS (1/12)

Player	SEC	Total
Matthew Fisher-Davis		
Scoring	T-2nd (20.5)	6th (17.0)
3FG%	NA	7th (.402)
3FG Made	1st (3.5)	2nd (2.9)
Minutes Played	9th (33.0)	NA
Luke Kornet		
Rebounding	3rd (9.0)	NA
FT%	NA	9th (.836)
3FG%	7th (.450)	NA
3FG Made	T-10th (2.3)	NA
Blocks	T-4th (2.0)	T-4th (2.0)
Off. Rebounding	T-6th (3.0)	NA
Def. Rebounding	3rd (6.0)	NA
Minutes Played	T-5th (33.7)	NA
Riley LaChance		
FG%	4th (.556)	NA
Assists	T-8th (3.8)	T-7th (4.2)
3FG%	5th (.476)	1st (.557)
3FG Made	8th (2.5)	8th (2.1)
A/TO Ratio	NA	4th (2.3)
Minutes Played	NA	9th (30.6)
Jeff Roberson		
Rebounding	T-9th (7.0)	T-4th (7.3)
Def. Rebounding	T-7th (5.3)	3rd (5.5)
Minutes Played	10th (32.8)	5th (31.6)



THE LAST TIME...

VANDERBILT INDIVIDUALS

Scoring:

Scored 25 points – Matthew Fisher-Davis (25), at Dayton, 12/21/2016

Scored 30 points – Matthew Fisher-Davis (33), vs. Auburn, 1/4/2017

Scored 35 points – Billy McCaffrey (35), vs. Georgia, 2/24/1993

Scored 40 points – Shan Foster (42) vs. Mississippi State, 3/5/2008

Two Players Had 20 Points –

Matthew Fisher-Davis (20), Damian Jones (20) at Miss. State, 2/16/2016

Three Players Had 20 Points – Derrick Byars (28), Shan Foster (21) and Ross Neltner (20) vs. Toledo, 12/2/2006

Scored 20 Points in Two Straight Games – Matthew Fisher-Davis at LSU (23) 12/29/16, vs. Auburn (33), 1/4/2017

Scored 20 Points in Three Straight Games – Matthew Fisher-Davis at Dayton (25), 12/21/16, at LSU (23) 12/29/16, vs. Auburn (33), 1/4/2017

Scored 20 Points in Four Straight Games – John Jenkins vs. Monmouth (25), 11/25/11, vs. Xavier (20), 11/28/11, at Louisville (27), 12/2/2011, at Davidson (22), 12/7/2011

Scored 20 Points in Five Straight Games – Shan Foster vs. Georgia (29), 2/23/2008; vs. Tennessee (32), 2/26/2008; at Arkansas (22), 3/1/2008; vs. Mississippi State (42), 3/5/2008; at Alabama (21), 3/8/2008

Scored 20 Points in Six Straight Games – Shan Foster vs. Georgia (29), 2/23/2008; vs. Tennessee (32), 2/26/2008; at Arkansas (22), 3/1/2008; vs. Mississippi State (42), 3/5/2008; at Alabama (21), 3/8/2008; vs. Auburn (26), 3/13/2008

Five Players Scored in Double Figures – Matthew Fisher-Davis (19), Jeff Roberson (14), Riley LaChance (14), Payton Willis (13), Nolan Cressler (10) vs. High Point, 12/6/2016

Seven Players Scored in Double Figures – Damian Jones (10), Wade Baldwin IV (20), Riley LaChance (10), Nolan Cressler (14), Joe Toye (10), Matthew Fisher-Davis (12), Josh Henderson (11), vs. Detroit (12/2/15)

Four Players with 15 or more points – Jeff Roberson (19), Matthew Fisher-Davis (19), Riley LaChance (19), Luke Kornet (16) vs. Kentucky, 1/10/2017

Double-Doubles:

Double-Double – Luke Kornet (15 points, 13 rebounds) at Alabama, 1/7/17

20-10 game – Damian Jones (20 points, 10 rebounds) at Miss. State, 2/16/2016

30-10 game – A.J. Ogilvy (33 points, 10 rebounds) vs. Oregon, 11/11/2011

Back-to-back 20-10 games – Matt Freije vs. South Carolina (26 points, 11 rebounds)

1/28/04; vs. Kentucky (20 points, 11 rebounds) 1/31/04

Double-Double in Points and Rebounds – Luke Kornet (15 points, 13 rebounds) at Alabama, 1/7/17

Double-Double in Points and Assists – Wade Baldwin IV (15 points, 10 assists) vs. Western Michigan, 12/30/2015

Double-Double in Points and Blocks – Luke Kornet (11 points, 10 blocks) vs. Auburn (1/12/2016)

Double-Double in Points and Steals – Never

Double-Double in Two Consecutive games

– Luke Kornet (10 points, 11 rebounds) vs. Auburn, 1/4/17; (15 points, 13 rebounds) at Alabama, 1/7/17

Double-Double in three consecutive games – Dan Langhi vs. Notre Dame (33 points, 10 rebounds) 11/21/1998; vs. Morehead State (18 points, 10 rebounds) 11/24/1998; vs. Ohio State (14 points, 17 rebounds) 11/28/1998

Two players record double-double

– Damian Jones (24 points, 12 rebounds), Luke Kornet (10 points, 10 rebounds) vs. Trevecca, 11/16/2014

Triple-Doubles:

Triple-Double – Luke Kornet (11 points, 11 rebounds, 10 blocks) vs. Auburn, 1/12/16; Brad Tinsley (11 points, 10 rebounds, 10 assists) vs. Presbyterian, 11/12/2010

Field Goals:

Made 10 FG in a game – Damian Jones (10) at Saint Mary's, 3/18/2015

Made 11 FG in a game – Matthew Fisher-Davis (11) vs. Auburn, 1/4/2017

Made 12 FG in a game – Damian Jones (12) at Florida, 2/23/2016

Made 16 FG in a game – Shan Foster (16) vs. Mississippi State, 3/5/2008

Attempted 15 FG in a game – Matthew Fisher-Davis (15) vs. Kentucky, 1/10/2017

Attempted 16 FG in a game – Damian Jones (16) at Miss. State, 2/16/2016

Attempted 17 FG in a game – Luke Kornet (17) at Alabama, 1/17/16

Attempted 18 FG in a game – Matthew Fisher-Davis (18) at Dayton, 12/21/2016

Attempted 19 FG in a game – Rod Odom (19) vs. Missouri, 1/16/14

Attempted 20 FG in a game – Matthew Fisher-Davis (20), vs. Auburn, 1/4/2017

Three-Pointers:

Made 5 3-pointers in a game – Matthew Fisher-Davis (5), at Dayton, 12/21/2016

Made 6 3-pointers in a game – Matthew Fisher-Davis (6) at Miss. State, 2/16/2016

Made 7 3-pointers in a game – Matthew Fisher-Davis (7) vs. Auburn, 1/4/2017

Made 8 3-pointers in a game – Shan Foster (8) vs. UMass, 1/5/2008

Made 9 3-pointers in a game – Shan Foster (9) vs. Mississippi State, 3/5/2008

Attempted 10 3-pointers in a game – Matthew Fisher-Davis (10) vs. Kentucky, 1/10/2017

Attempted 15 3-pointers in a game – John Jenkins (16) vs. Oregon, 11/11/2011

Free Throws:

Made 10 FT in a game – Wade Baldwin IV (10), vs. Dayton, 12/9/15

Made 12 FT in a game – Luke Kornet (12) vs. Belmont, 11/15/16

Made 13 FT in a game – A.J. Ogilvy (13) vs. DePaul, 12/5/2009

Made 18 FT in a game – Matt Freije (18) vs. Indiana, 11/24/2003

Attempted 12 FT in a game – Wade Baldwin IV (13) at Tennessee, 1/20/16

Attempted 14 FT in a game – Wade Baldwin IV (14) vs. Florida, 1/26/2016

Attempted 15 FT in a game – Luke Kornet (16) vs. Belmont, 11/15/16

Rebounds:

10 Rebounds in a game – Luke Kornet (13), at Alabama, 1/7/17

15 Rebounds in a game – Jeff Roberson (16) vs. Minnesota, 12/3/16

10+ Rebounds in Three Consecutive Games – Lance Goulbourne (16) vs. Ole Miss, 1/19/2011; (10) vs. St. Mary's, 1/22/2011; (12) at Miss. State, 1/27/2011

Assists:

8 Assists – Payton Willis (8) vs. Santa Clara, 11/25/2016

9 Assists – Wade Baldwin IV (9) at Miss. State, 2/16/2016

10 Assists – Wade Baldwin IV (10) vs. Auburn, 1/12/16

11 Assists – Mario Moore (13) vs. Arkansas, 2/19/2005

12 Assists – Mario Moore (13) vs. Arkansas, 2/19/2005

13 Assists – Mario Moore (13) vs. Arkansas, 2/19/2005

14 Assists – Billy McCaffrey (14) vs. Kentucky, 1/13/1993

5+ Assists in Four Consecutive Games – Wade Baldwin IV (8) vs. Texas A&M, 2/4/16; (9) at Ole Miss, 2/6/16; (7) vs. Missouri, 2/10/16; (7) at Auburn, 2/13/16; (9) at Miss. St., 2/16/16; (7) vs. Georgia, 2/20/16

8+ Assists in Two Consecutive Games – Atiba Prater (9) at Georgia, 2/2/2000; (9) vs. Boston College, 2/6/2000

Blocks:

4 Blocked Shots – Luke Kornet (4) at Alabama, 1/7/17

5 Blocked Shots – Luke Kornet (5) vs. Tennessee, 3/10/2016

6 Blocked Shots – Luke Kornet (6) at Texas A&M, 3/5/2016

7 Blocked Shots – Damian Jones (7) at S. Carolina, 2/13/14

10 Blocked Shots – Luke Kornet (10) vs. Auburn, 1/12/16

Steals:

4 Steals – Riley LaChance (4) at Saint Mary's, 3/18/15

5 Steals – Riley LaChance (5) vs. Penn, 12/22/2014

6 Steals – Dan Cage (6) vs. Furman, 11/28/2006

7 Steals – James Strong (8) vs. Morehead State, 11/24/1998

8 Steals – James Strong (8) vs. Morehead State, 11/24/1998

Minutes:

Played every minute – Rod Odom vs. Florida, 2/25/14

Played over 40 minutes – Matthew Fisher-Davis (41), Riley LaChance (40) at Arkansas, 1/5/2016

All 5 starters played 40 minutes – Steve Tchiengang (40), Brad Tinsley (40), Lance Goulbourne (41), Jeffery Taylor (41), and John Jenkins (41), at Louisville, 12/2/2011

Fouls:

Technical Foul – Team, vs. Butler, 11/24/2016

Fouled Out – Riley LaChance, vs. Auburn, 1/4/2017

Two Players Fouled Out – Damian Jones, Jeff Roberson at Ole Miss, 2/6/2016

Three Players Fouled Out – Damian Jones, Jeff Roberson, Wade Baldwin IV at Ole Miss, 2/6/2016

TEAM

Started the game with Opponent Technical Foul – Furman bench, 12/22/2008

Scored 95 or more points – 102 vs. Detroit, 12/2/15 (W, 102-52)

Scored 100 or more points – 102 vs. Detroit, 12/2/2015 (W, 102-52)

Scored 100 or more points (SEC game) – 102 at Ole Miss, 2/16/2012 (W, 102-76)

Scored 110 or more points – 113 vs. Alabama A&M 12/30/1998 (W, 113-71)

Scored 110 or more points (SEC game) – 111 vs. Alabama 2/21/1972 (W, 111-91)

Scored 120 or more points – 130 vs. Ole Miss 12/22/1970 (W, 130-112)

Scored 120 or more points (SEC game) – 130 vs. Ole Miss 12/22/1970 (W, 130-112)

Scored 130 or more points – 130 vs. Ole Miss 12/22/1970 (W, 130-112)

Scored Less than 50 points – 48 at Middle Tennessee (L, 48-71), 12/8/2016

Scored Less than 40 points – 38 at Tennessee (L, 76-38), 3/1/2014

Scored 20 or less points in half – 18 (1st half), 20 (2nd half) at Tennessee, 3/1/14, (L, 76-38)

Scored 90+ points in three consecutive games – 95 vs. Bradley, 11/24/2007 (W, 95-86); 91 vs. South Alabama, 11/29/2007 (W, 91-88); vs. Georgia Tech, 12/1/2007 (W, 92-79)

Allowed 90 or more points – 95, vs. Marquette, 11/11/2016 (L, 95-71)

Allowed 100 or more points – 106, Kentucky, 3/5/2003 (L, 44-106)

Allowed Less than 50 points – 41, vs. Austin Peay, 11/13/2015 (W, 80-41)

Allowed 40 or Less points – 31, at Mississippi State, 2/23/2013 (W, 72-31)

Shot 60% or better – .609 vs. Tenn. St., 11/23/14 (W, 78-46)



THE LAST TIME...

Shot 60% or better from three – .643 vs. Purdue, 12/13/14 (W, 81-71)
Shot over 67% FG – .679 vs. TSU, 12/19/2009 (W, 84-71)
Shot 50% or better – .580 vs. High Point, 12/6/2016
Shot lower than 30% – .224 at Florida 3/1/2014 (L, 76-38)
Allowed 60% shooting – .612 at Florida, 2/21/2009 (L, 68-82)
Scored 100 points in two consecutive games – 111 vs. North Alabama 12/20/1980 (W, 111-79) and 111 vs. Memphis 12/23/1980 (W, 111-96)
Scored 100 points in three consecutive games – Never
Scored 100 points in Consecutive SEC games – 104 vs. LSU 2/19/1972 (W, 104-83) and 111 vs. Alabama 2/21/1972 (W, 111-91)
Won game by 70 points or more – 71 vs. Union (Tenn.) (W, 95-24), 1911-12
Won game by 60 points or more – 71 vs. Union (Tenn.) (W, 95-24), 1911-12
Won game by 50 points or more – 50 vs. Detroit (W, 102-52) 12/2/2015
Lost by 25 or More Points – at Tennessee, 3/1/2014 (L, 76-38)
Game decided by one point – at Miss. State, 2/16/2016 (L, 75-74)
Two consecutive games decided by one point – at South Carolina (L, 70-71) 1/7/1998 and Tennessee (W, 80-79) 1/10/1998
Three consecutive games decided by one point – Never
Shot 90% or Better from Free Throw Line (min. 10 att.) – 94.4% vs. Georgia (17-18) 2/27/2013
Shot less than 50% from Free Throw Line – 46.9% vs. Morgan State (15-32) 11/23/13
Shot less than 20% from 3PT – .158 (3-19) vs. Wichita State 3/15/16 (L, 70-50)
Attempted 30 FT – 32 (23-32) vs. Kentucky, 1/10/2017
Attempted 35 FT – 39 (29-39) at Tennessee, 1/20/2016
Attempted 40 FT – 42 (29-42) vs. Florida, 2/3/2015
Attempted five or less FT – 3 vs. Chamaine, 11/24/2009
Made 30 FT – 38, vs. Western Carolina, 12/16/14
Made 15 3FG – 16 vs. LSU, 12/29/2016
Won an Overtime Game – vs. Stony Brook 11/19/15 (W, 79-72)
Lost an Overtime Game – at Arkansas, 1/5/2016 (L, 85-90)
Played Two Overtimes – vs. Yale 1/3/15 (W, 79-74)
Played Three Overtimes – at Ole Miss 2/17/1982 (L, 51-48)
Played Four Overtimes – at Ole Miss 2/17/1982 (L, 51-48)
Played consecutive games that went to overtime – vs. Xavier 11/28/2011 (L, 82-70) and at Louisville, 12/2/2011 (L, 62-60)
Had 20 Turnovers – 26 at Arkansas, 1/5/2016
Had fewer than 10 Turnovers in two straight games – at Florida (9) 3/6/2013, vs. South Carolina (9) 3/9/2013
Had 10 Blocks – 10, vs. Auburn, 1/12/2016

OPPONENT - INDIVIDUALS

Scoring:
Scored 25 points – Giddy Potts (27) at Middle Tennessee, 12/8/16
Scored 30 points – Jamal Murray (33) vs. Kentucky, 2/27/16
Scored 35 points – Jared Brownridge (36), Santa Clara, 11/25/2016
Scored 40 points – Morris Almond (44), Rice, 1/3/2007
Two Players Had 20 Points – Anthlon Bell (26), Moses Kingsley (25) at Arkansas, 1/5/16
Five Players Scored in Double Figures Justin Tuoyo (12), Tre' McLean (10), Greg Pryor (12), J. Burroughs-Cook (11), Casey Jones (16) vs. Chattanooga, 12/17/16
Six Players Scored in Double Figures – Bam Doyno (22), Dwayne Curtis (12), Todd Abernethy (11), Clarence Sanders (11), Polynice (10) and Williams (10), vs. Ole Miss, 1/27/2007
Four Players with 15 or more points – Erik Daniels (20), Marquis Estill (17), Keleenna Azubuike (16) and Gerald Fitch (15) vs. Kentucky, 3/5/2003

Double-Doubles:

Double-Double – Dazon Ingram (10 points, 10 rebounds) at Alabama, 1/7/17
Triple-Double – Sam Muldrow (16 points, 14 rebounds and 10 blocks) at South Carolina, 1/8/2010
20-10 game – Ryan Rosburg (24 points, 11 rebounds), vs. Missouri, 2/10/2016
30-10 game – Ben Simmons (36 points, 14 rebounds), LSU, 1/2/2016

Double-Double in Points and Rebounds – Dazon Ingram (10 points, 10 rebounds) at Alabama, 1/7/17
Double-Double in Points and Assists – Nick Calathes (15 points, 10 assists) at Florida, 1/27/2008
Two players record double-doubles – Prince Ibeh (13 points, 11 rebounds), Kerwin Roach, Jr. (15 points, 11 rebounds), at Texas, 1/30/2016

Field Goals:

Made 10 FG in a game – Isaiah Briscoe (10) vs. Kentucky, 1/10/17
Made 11 FG in a game – De'Aaron Fox (11), vs. Kentucky, 1/10/17
Made 12 FG in a game – Jamal Murray, vs. Kentucky (12), 2/27/16
Made 13 FG in a game – Bobby Portis, at Arkansas (13), 1/10/15
Attempted 15 FG in a game – Jared Harper (15), Auburn, 1/4/2017
Attempted 16 FG in a game – Armani Moore (16), Tennessee, 3/1/2016
Attempted 17 FG in a game – De'Aaron Fox (17), vs. Kentucky, 1/10/17
Attempted 18 FG in a game – Isaiah Briscoe (18) vs. Kentucky, 1/10/17
Attempted 19 FG in a game – Taurean Prince (19) at Baylor, 12/6/2015
Attempted 20 FG in a game – Jamal Murray, vs. Kentucky (20), 2/27/16
Attempted 25 FG in a game – Stefan Moody (25) at Ole Miss, 2/6/16

Three-Pointers:

Made 5 3-pointers in a game – Kenny Gaines (5) vs. Georgia, 1/14/2015
Made 6 3-pointers in a game – Jamal Murray, vs. Kentucky (6), 2/27/16
Made 7 3-pointers in a game – Chandler Parsons (7) vs. Florida, 1/25/2009
Made 8 3-pointers in a game – Brian Sullivan (8) vs. Miami (OH), 1/2/2012
Attempted 10 3-pointers in a game – Taylor Barnette, vs. Belmont, 11/15/16
Free Throws:
Made 8 FT in a game – Edrice Adebayo (8) vs. Kentucky, 1/10/17
Made 9 FT in a game – Dusty Hannahs (9) at Arkansas, 1/5/16
Made 10 FT in a game – Miles Bowman, Jr. (10) vs. High Point, 12/6/2016
Made 16 FT in a game – Ben Simmons (16), LSU, 1/2/2016
Made 17 FT in a game – Morris Almond (17) at Rice, 1/3/2007

Attempted 10 FT in a game – Edrice Adebayo (10) vs. Kentucky, 1/10/17
Attempted 13 FT in a game – Jared Brownridge (13) vs. Santa Clara, 11/25/16
Attempted 14 FT in a game – Johnny O'Bryant III, (14) at LSU, 1/18/14
Attempted 15 FT in a game – Ben Simmons (19), LSU, 1/2/2016

Rebounds:

10 Rebounds in a game – Braxton Key (11), Dazon Ingram at Alabama, 1/7/17
15 Rebounds in a game – Cinmeon Bowers (15) at Auburn, 2/13/2016
18 Rebounds in a game – Daniel Northern (18) vs. Tennessee Tech, 12/20/2008
19 Rebounds in a game – Omar Samhan (19) at St. Mary's, 11/20/2009
20 Rebounds in a game – Roy Rogers (20) at Alabama, 1/3/1996

Assists

8 Assists – Alex Caruso (8) at Texas A&M, 3/5/16
9 Assists – John Wall (9) at Kentucky, 1/30/2010
10 Assists – Alex Caruso (10) at Texas A&M, 1/31/2015
11 Assists – Dee Bost (11) vs. Mississippi State, 3/11/2011
12 Assists – G.G. Smith (12) vs. Georgia, 2/3/1999

Blocks:

4 Blocked Shots – Jameel Warner, (4), vs. Stony Brook, 11/19/15
5 Blocked Shots – Karl-Anthony Towns, (7), at Kentucky, 1/20/15
6 Blocked Shots – Reggie Lynch, (6), vs. Minnesota, 12/3/16
7 Blocked Shots – A.J. Hammons, (7), at Purdue, 12/22/15
8 Blocked Shots – Jarvis Varnado (9) vs. Mississippi State, 2/3/2010
10 Blocked Shots – Sam Muldrow (10) at South Carolina, 1/8/2011

Steals:

5 Steals – Devon Baukman (5) vs. Tennessee, 3/10/2016
6 Steals – Jajuan Johnson (6) vs. Marquette, 11/11/2016
7 Steals – Aaron Lucas (7) at South Carolina, 1/19/2002
8 Steals – Steve Wojciechowski (8) at Duke, 11/22/1996
Two players with 3 steals – Bobby Portis (4), Rashad Madden (3) at Arkansas, 1/10/15

Minutes:

Played every minute – Kadeem Jack, Myles Mack vs. Rutgers, 11/28/14
Played over 40 minutes – Carson Puriefory (44), vs. Stony Brook, 11/19/15

Fouls:

Technical Foul – Jordan Reed, vs. Tenn. St., 11/29/2016
Fouled Out – Tahjere McCall, vs. Tenn. St., 11/29/201
Three Players Fouled Out – Donte' Williams, Nemanja Djuristic, John Florveus vs. Georgia, 1/14/2012

OPPONENT - TEAM

Scored 90 or more points at Memorial Gym – 90 vs. LSU, 1/2/16 (LSU 90, Vanderbilt 85)
Scored 100 or more points – 106 at Kentucky 3/5/2003 (L, 44-106)
Scored 110 or more points – 120 vs. Kentucky 2/7/1996 (L, 81-120)
Scored 120 or more points – 120 vs. Kentucky 2/7/1996 (L, 81-120)
Scored 130 or more points – Never
Scored Less than 50 points – 41 vs. Austin Peay, 11/13/15 (W, 80-41)
Scored Less than 40 points – 31 at Mississippi State, 2/23/2013 (W, 72-31)
Shot 50% or Better – .537 vs. Chattanooga, 12/17/2016 (W, 76-74)
Shot 60% or Better – .612 at Florida (UF 82, VU 68), 2/21/2009
Shot 60% or Better from 3PT – .800 (12-15), vs. High Point, 12/6/2016
Shot less than 30% FG – .290 (18-62), at Auburn, 2/13/2016 (W, 86-57)
Shot less than 15% from 3PT – .111 (1-9), vs. Kentucky, 1/10/17 (L, 81-87)
Held Opponent Without a 3-Pointer – vs. Nebraska, 11/18/10 (W, 59-49)
Shot 90% or Better from Free Throw Line – 91.3, at Georgia (23-25), 1/27/2015
Shot less than 50% from Free Throw Line – .467, vs. Minnesota, 12/3/2016 (L, 52-56)
Attempted 30 FT – 36 vs. Butler, 11/24/2016
Attempted 40 FT – 42 at Mississippi State, 2/12/2007
Attempted 45 or More FT – 49 at South Carolina, 1/28/2009
Attempted five or less FT – 1 vs. Miami (OH), 1/2/2012
Made 20 FT – 25, vs. Butler, 11/24/2016
Made 30 FT – 32, at South Carolina, 1/28/2009
Made 0 FT – Georgia, 1/14/2009
Made 12 3PT – 12, vs. High Point, 12/6/2016
Made 15 3PT – 15, vs. Florida, 1/25/2009
Attempted 30 or more 3PT – 41 vs. Belmont, 11/15/16
Had 20 Turnovers – 20 vs. MTSU, 12/21/2012





DJERY BAPTISTE

12

R-Freshman, Center
6'10" 240 lbs.
Gonaives, Haiti
Prestonwood Christian HS

SEASON HIGHS

Points: 8, vs. Belmont (11/15/16)
FG Made: 3, vs. Belmont (11/15/16)
FG Atts: 5, 2x, last vs. Bucknell (11/21/16)
3FG Made:
3FG Atts:
FT Made: 3, vs. Norfolk St. (11/18/16)
FT Atts: 6, vs. Norfolk St. (11/18/16)
Rebounds: 7, vs. Norfolk St. (11/18/16)
Assists: 1, at Dayton (12/21/16)
Turnovers: 2, 3x, last vs. Butler (11/24/16)
Blocks: 3, vs. Norfolk St. (11/18/16)
Steals: 1, 3x, last vs. Alabama (1/7/16)
Minutes: 18, vs. Norfolk St. (11/18/16)

CAREER HIGHS

Points: 8, vs. Belmont (11/15/16)
FG Made: 3, vs. Belmont (11/15/16)
FG Atts: 5, 2x, last vs. Bucknell (11/21/16)
3FG Made:
3FG Atts:
FT Made: 3, vs. Norfolk St. (11/18/16)
FT Atts: 6, vs. Norfolk St. (11/18/16)
Rebounds: 7, vs. Norfolk St. (11/18/16)
Assists: 1, at Dayton (12/21/16)
Turnovers: 2, 3x, last vs. Butler (11/24/16)
Blocks: 3, vs. Norfolk St. (11/18/16)
Steals: 1, 3x, last vs. Alabama (1/7/16)
Minutes: 18, vs. Norfolk St. (11/18/16)

MISCELLANEOUS

BAPTISTE NOTEBOOK

- ✦ Made first career-start vs. Butler.
- ✦ Tallied career-high eight points and three rebounds vs. Belmont; had 7 points and 7 rebounds vs. Norfolk St.
- ✦ Redshirted the 2015-16 season.
- ✦ Signed with the Commodores in November of 2014...Chose the Commodores over UConn, SMU, Oregon, and USC, and was ranked the eighth-best player in the state of Texas according to ESPN.
- ✦ Originally from Haiti, Baptiste is one of the most physically impressive prospects in the 2015 class. He speaks four languages and hopes to one day be a diplomat in his native country.
- ✦ Attended the Prestonwood Christian Academy in Plano, Texas, where he averaged 10 points, 10 rebounds, three blocks, two assists, and one steal in his senior season...Helped lead his Lion teams to four consecutive state championships...Named his team's Defensive Player of the Year in his senior season.
- ✦ Djery Jean Baptiste...November 12, 1995...Son of Hebert Jean Baptiste and Wislonde Destin...Plans to major in Public Policy and Linguistics...Recipient of the Myer Family Men's Basketball Scholarship...Advice to youngsters: "Seek God."

BAPTISTE GAME-BY-GAME (FRESHMAN)

Opponent	M	FG-A	3P-A	FT-A	Reb	PF	A	T	B	S	PTS
N11 vs. Marquette	9	0-1	0-0	1-2	1	4	0	0	1	1	1
N15 Belmont	11	3-5	0-0	2-2	3	4	0	2	0	0	8
N18 Norfolk State	18	2-4	0-0	3-6	7	3	0	2	3	1	7
N21 Bucknell	13	1-5	0-0	0-0	5	1	0	0	1	0	2
N24 vs. Butler*	17	1-3	0-0	0-0	2	3	0	2	0	0	2
N25 vs. Santa Clara	10	2-2	0-0	0-0	0	3	0	0	0	0	4
N29 Tennessee State	11	2-2	0-0	0-0	3	2	0	1	1	0	4
D3 vs. Minnesota	8	1-1	0-0	0-0	2	1	0	0	0	0	2
D6 High Point	14	0-0	0-0	0-0	1	2	0	1	0	0	0
D8 @M. Tennessee	3	0-0	0-0	0-0	0	0	0	0	0	0	0
D17 Chattanooga	5	2-2	0-0	0-0	2	1	0	1	0	0	4
D21 @Dayton	6	0-2	0-0	0-0	1	2	1	0	1	0	0
D29 @LSU	9	0-1	0-0	0-0	1	2	0	0	0	0	0
J4 Auburn	7	0-1	0-0	0-0	1	1	0	0	0	0	0
J7 @Alabama	5	0-0	0-0	0-0	0	2	0	0	0	1	0
J10 Kentucky	6	0-0	0-0	0-2	1	4	0	1	0	0	0

Baptiste's Overall Statistics at Vanderbilt

Year	GP	GS	Min	Avg	FG	FGA	Pct	3FG	3FGA	Pct	FT	FTA	Pct	Off	Def	Tot	Avg	PF	FO	Ast	TO	Blk	Stl	Pts	Avg
2016-17	16	1	152	9.5	14	29	.483	0	0	.000	6	12	.500	12	18	30	1.9	35	0	1	10	7	3	34	2.1
TOTAL	16	1	152	9.5	14	29	.483	0	0	.000	6	12	.500	12	18	30	1.9	35	0	1	10	7	3	34	2.1

Baptiste's SEC Statistics at Vanderbilt

Year	GP	GS	Min	Avg	FG	FGA	Pct	3FG	3FGA	Pct	FT	FTA	Pct	Off	Def	Tot	Avg	PF	FO	Ast	TO	Blk	Stl	Pts	Avg
2016-17	4	0	27	6.8	0	2	.000	0	0	.000	0	2	.000	2	1	3	0.8	9	0	0	1	0	1	0	0.0
TOTAL	4	0	27	6.8	0	2	.000	0	0	.000	0	2	.000	2	1	3	0.8	9	0	0	1	0	1	0	0.0



CLEVON BROWN

15

Freshman, Forward
6'8" 219 lbs.
San Antonio, Texas
Churchill HS

SEASON HIGHS

Points: 6, 3x, last at M. Tennessee (12/8/16)
FG Made: 3, at M. Tennessee (12/8/16)
FG Atts: 4, 3x, last at M. Tennessee (12/8/16)
3FG Made: 2, vs. Butler (11/24/16)
3FG Atts: 3, vs. Norfolk St. (11/18/16)
FT Made: 1, 2x, last vs. Chattanooga (12/17/16)
FT Atts: 2, last vs. Chattanooga (12/17/16)
Rebounds: 4, at M. Tennessee (12/8/16)
Assists: 1, at M. Tennessee (12/8/16)
Turnovers: 2, vs. Tennessee State (11/29/16)
Blocks: 1, 6x, last vs. Auburn (1/4/17)
Steals:
Minutes: 17, at M. Tennessee (12/8/16)

CAREER HIGHS

Points: 6, 3x, last at M. Tennessee (12/8/16)
FG Made: 3, at M. Tennessee (12/8/16)
FG Atts: 4, 3x, last at M. Tennessee (12/8/16)
3FG Made: 2, vs. Butler (11/24/16)
3FG Atts: 3, vs. Norfolk St. (11/18/16)
FT Made: 1, (2x), last vs. Chattanooga (12/17/16)
FT Atts: 2, last vs. Chattanooga (12/17/16)
Rebounds: 4, at M. Tennessee (12/8/16)
Assists: 1, at M. Tennessee (12/8/16)
Turnovers: 2, vs. Tennessee State (11/29/16)
Blocks: 1, 6x, last vs. Auburn (1/4/17)
Steals:
Minutes: 17, at M. Tennessee (12/8/16)

MISCELLANEOUS

BROWN NOTEBOOK

- ✪ Tied a career high with six points vs. Middle Tennessee. Also grabbed career-best four rebounds.
- ✪ Signed with the Commodores in November of 2015.
- ✪ Made career debut vs. Marquette, scored five points against Golden Eagles; scored career-high six points vs. Norfolk State.
- ✪ Was ranked as the 9th-best player in the state of Texas by Texas Hoops, and the 126th-ranked player nationally by Rivals.com.
- ✪ As a junior, he averaged 16.8 points, 9.4 rebounds, and 3.2 blocks per game and was named to the District 26-6A first team, while also claiming all-tournament honors at the Northside ISD and Georgetown tournaments.
- ✪ Ranked as the 26th-ranked power forward in the country by Scout.com, he also received offers from Texas, Illinois, Notre Dame, and Auburn.

BROWN GAME-BY-GAME (FRESHMAN)

Opponent	M	FG-A	3P-A	FT-A	Reb	PF	A	T	B	S	PTS
N11 vs. Marquette	13	2-2	1-1	0-0	2	1	0	1	1	0	5
N15 Belmont	5	0-0	0-0	0-0	0	1	0	0	1	0	0
N18 Norfolk State	16	2-4	1-3	1-1	3	1	0	0	1	0	6
N21 Bucknell	2	0-0	0-0	0-0	1	0	0	1	0	0	0
N24 vs. Butler	16	2-4	2-2	0-0	4	2	0	1	0	0	6
N25 vs. Santa Clara	8	0-3	0-2	0-0	3	0	0	0	0	0	0
N29 Tennessee State	10	0-3	0-2	0-0	2	1	0	2	0	0	0
D3 vs. Minnesota	3	0-1	0-1	0-0	0	3	0	0	0	0	0
D6 High Point	11	1-2	1-2	0-0	0	2	0	1	1	0	3
D8 @ M. Tennessee	17	3-4	0-0	0-0	4	1	1	0	1	0	6
D17 Chattanooga	5	0-0	0-0	1-2	1	1	0	1	0	0	1
D21 @ Dayton	3	0-0	0-0	0-0	2	1	0	0	0	0	0
D29 @ LSU	DNP										
J4 Auburn	8	0-0	0-0	0-0	1	0	0	0	1	0	0
J7 @ Alabama	3	0-0	0-0	0-0	0	0	0	0	0	0	0
J10 Kentucky	2	0-0	0-0	0-0	0	1	0	0	0	0	0

Brown's Overall Statistics at Vanderbilt

Year	GP	GS	Min	Avg	FG	FGA	Pct	3FG	3FGA	Pct	FT	FTA	Pct	Off	Def	Tot	Avg	PF	FO	Ast	TO	Blk	Stl	Pts	Avg
2016-17	15	0	122	8.1	10	23	.435	5	13	.385	2	3	.667	8	15	23	1.5	15	0	1	7	6	0	27	1.8
TOTAL	15	0	122	8.1	10	23	.435	5	13	.385	2	3	.667	8	15	23	1.5	15	0	1	7	6	0	27	1.8

Brown's SEC Statistics at Vanderbilt

Year	GP	GS	Min	Avg	FG	FGA	Pct	3FG	3FGA	Pct	FT	FTA	Pct	Off	Def	Tot	Avg	PF	FO	Ast	TO	Blk	Stl	Pts	Avg
2016-17	3	0	13	4.3	0	0	.000	0	0	.000	0	0	.000	1	0	1	0.3	1	0	0	0	1	0	0	0.0
TOTAL	3	0	13	4.3	0	0	.000	0	0	.000	0	0	.000	1	0	1	0.3	1	0	0	0	1	0	0	0.0





NOLAN CRESSLER

24 RS Senior, Guard
6'4" 210 lbs.
Pittsburgh, Pa.
Cornell/Plum HS

SEASON HIGHS

Points: 11, at Dayton (12/21/16)
FG Made: 5, at Dayton (12/21/16)
FG Atts: 9, at Dayton (12/21/16)
3FG Made: 2, 3x, last at Alabama (1/7/16)
3FG Atts: 4, at Alabama (1/7/16)
FT Made: 4, vs. Minnesota (12/3/16)
FT Atts: 5, vs. Minnesota (12/3/16)
Rebounds: 9, vs. Marquette (11/11/16)
Assists: 5, vs. High Point (12/6/16)
Turnovers: 3, 2x, last vs. High Point (12/6/16)
Blocks:
Steals: 3, vs. High Point (12/6/16)
Minutes: 29, vs. Kentucky (1/10/17)

CAREER HIGHS

Points: 34, vs. Brown (2/22/14)
FG Made: 11, vs. Siena (11/22/13)
FG Atts: 22, vs. Penn (3/8/14)
3FG Made: 6, vs. Brown (2/22/14)
3FG Atts: 13, at W. Michigan (11/29/13)
FT Made: 10, 2x, last vs. Brown (2/22/14)
FT Atts: 14, vs. Brown (2/22/14)
Rebounds: 9, 3x, last vs. Marquette (11/11/16)
Assists: 5, vs. High Point (12/6/16)
Turnovers: 4, 4x, last vs. Princeton (3/7/14)
Blocks: 1, 5x, last vs. Wichita St. (3/15/16)
Steals: 3, 2x, last vs. High Point (12/6/16)
Minutes: 37, 4x, last vs. Brown (2/22/14)

MISCELLANEOUS

	2016-17	Career
Double-Digit Pts.	4	45
20+ Points	-	11
5+ threes	-	5

CRESSLER NOTEBOOK

- ✪ Is 1 point away from 1,000 career points.
- ✪ Scored 10 points at Alabama.
- ✪ Scored in double figures in consecutive games for first time in Vanderbilt career against Dayton and LSU.
- ✪ Tallied 10 points vs. High Point. Also tied a career-high with three steals and set a new career-best with five assists.
- ✪ Scored eight points vs. Bucknell; also scored eight points vs. Butler.
- ✪ Tied career high with nine rebounds vs. Marquette.
- ✪ Posted six games in double figures in 2015-16. Scored season-high 14 points vs. Detroit on season-best six made field goals.
- ✪ Tied season high with 14 points at Ole Miss in only 13 minutes of action.
- ✪ Scored 11 points vs. Tennessee in only 12 minutes.
- ✪ Tallied 10 points vs. St. John's in Maui.
- ✪ 6'4 guard who transferred to Vanderbilt from Cornell in the summer of 2014.
- ✪ Averaged 16.8 points, 4.2 rebounds, and 1.6 assists in his sophomore season with the Big Red...Named an honorable-mention All-Ivy selection as a sophomore...Has two years of eligibility remaining after sitting out the 2014-15 season.
- ✪ Led the team in scoring with 16.8 points per game with the Big Red.
- ✪ Also averaged 4.2 rebounds, and 1.6 assists per contest.
- ✪ Scored a career-high 34 points against Brown...His 469 points ranked 14th in a single season at Cornell, while his 68 3-pointers sits 11th... He shot 41 percent from the floor and 36 percent from 3-point range while adding 4.2 rebounds and 1.6 assists per contest.
- ✪ Scored 27 points, including five 3-pointers, at 2013 MAC champion Western Michigan, and notched 25 points on 11-of-19 shooting vs. Siena, adding three rebounds and two assists.
- ✪ Opened the 2013-14 season with a bang, scoring a career-best 23 points in the season opener at Syracuse, including 20 in the first half.

CRESSLER GAME-BY-GAME (SENIOR)

Opponent	M	FG-A	3P-A	FT-A	Reb	PF	A	T	B	S	PTS
N11 vs. Marquette*	19	3-8	1-1	0-0	9	1	1	3	0	0	7
N15 Belmont*	28	2-5	1-2	0-0	5	3	3	0	0	1	5
N18 Norfolk State*	15	1-5	1-3	0-0	3	2	1	0	0	0	3
N21 Bucknell*	22	4-7	0-2	0-0	1	1	1	1	0	0	8
N24 vs. Butler	18	3-5	1-2	1-1	3	5	0	2	0	2	8
N25 vs. Santa Clara	12	1-3	1-1	0-0	3	1	0	0	0	0	3
N29 Tennessee State	19	2-2	1-1	0-0	5	1	1	2	0	0	5
D3 vs. Minnesota	18	1-3	0-0	4-5	4	2	0	0	0	1	6
D6 High Point	22	4-7	2-3	0-0	4	1	5	3	0	3	10
D8 @ M. Tennessee	26	1-4	0-1	1-2	2	3	1	0	0	1	3
D17 Chattanooga	14	0-1	0-1	0-0	0	1	1	1	0	0	0
D21 @ Dayton	18	5-9	1-3	0-0	6	2	1	1	0	0	11
D29 @ LSU	23	4-4	1-1	1-2	3	1	2	1	0	1	10
J4 Auburn	14	3-3	2-2	0-0	1	0	0	0	0	0	8
J7 @ Alabama	25	4-6	2-4	0-0	4	1	0	0	0	1	10
J10 Kentucky	29	1-6	0-2	0-0	4	1	2	0	0	0	2

Cressler's Overall Statistics

Year	GP	GS	Min	Avg	FG	FGA	Pct	3FG	3FGA	Pct	FT	FTA	Pct	Off	Def	Tot	Avg	PF	FO	Ast	TO	Blk	Stl	Pts	Avg
2012-13*	31	12	717	23.1	99	232	.427	54	134	.403	36	47	.766	36	47	83	2.7	54	0	24	31	1	19	288	9.3
2013-14*	28	28	912	32.6	169	411	.411	68	187	.364	63	81	.778	63	81	144	5.1	78	3	45	59	2	14	469	16.8
2015-16	30	2	370	12.3	57	125	.456	17	62	.274	12	23	.522	10	55	65	2.2	41	1	23	21	3	3	143	4.8
2016-17	16	4	322	20.1	39	78	.500	14	29	.483	7	10	.700	17	40	57	3.6	26	1	19	14	0	10	99	6.2
VU TOTAL	46	6	692	15.0	96	203	.473	31	91	.341	19	33	.576	27	95	122	2.7	67	2	42	35	3	13	242	5.3
All*	105	46	2321	22.1	364	846	.430	153	412	.371	118	161	.733	126	223	349	3.3	199	5	111	125	6	46	999	9.5

* Statistics from prior team/school

Cressler's SEC Statistics at Vanderbilt

Year	GP	GS	Min	Avg	FG	FGA	Pct	3FG	3FGA	Pct	FT	FTA	Pct	Off	Def	Tot	Avg	PF	FO	Ast	TO	Blk	Stl	Pts	Avg
2015-16	15	0	144	9.6	24	55	.436	5	23	.217	9	17	.529	5	25	30	2.0	18	1	8	8	1	3	62	4.1
2016-17	4	0	91	22.8	12	19	.632	5	9	.556	1	2	.500	3	9	12	3.0	3	0	4	1	0	2	30	7.5
TOTAL	19	0	235	12.4	36	74	.486	10	32	.313	10	19	.526	8	34	42	2.2	21	1	12	9	1	5	92	4.8



MATTHEW FISHER-DAVIS

5

Junior, Guard
6'5" 185 lbs.
Charlotte, N.C.
Butler HS

SEASON HIGHS

- Points:** 33, vs. Auburn (1/4/17)
- FG Made:** 11, vs. Auburn (1/4/17)
- FG Atts:** 20, vs. Auburn (1/4/17)
- 3FG Made:** 7, vs. Auburn (1/4/17)
- 3FG Atts:** 14, vs. Auburn (1/4/17)
- FT Made:** 9, 3x, last vs. Kentucky (1/10/17)
- FT Atts:** 12, at LSU (12/29/16)
- Rebounds:** 7, 2x, last vs. vs. Auburn (1/4/17)
- Assists:** 4, vs. Minnesota (12/3/16)
- Turnovers:** 4, 2x, last at Dayton (12/21/16)
- Blocks:** 1, 3x, last at Dayton (12/21/16)
- Steals:** 2, 2x, last vs. Auburn (1/4/17)
- Minutes:** 38, vs. Kentucky (1/10/17)

CAREER HIGHS

- Points:** 33, vs. Auburn (1/4/17)
- FG Made:** 11, vs. Auburn (1/4/17)
- FG Atts:** 20, vs. Auburn (1/4/17)
- 3FG Made:** 7, vs. Auburn (1/4/17)
- 3FG Atts:** 14, vs. Auburn (1/4/17)
- FT Made:** 9, 3x, last vs. Kentucky (1/10/17)
- FT Atts:** 12, at LSU (12/29/16)
- Rebounds:** 11, vs. Wofford (12/19/15)
- Assists:** 7, vs. Dayton (12/9/15)
- Turnovers:** 5, at Stanford (3/24/15)
- Blocks:** 4, vs. S. Dakota St. (3/20/15)
- Steals:** 3, vs. Gardner-Webb (11/16/15)
- Minutes:** 41, at Arkansas (1/5/16)

MISCELLANEOUS

	2016-17	Career
Double-Digit Pts.	13	41
3+ Threes	8	37
Double-Double	-	1

FISHER-DAVIS NOTEBOOK

- ☛ Leads the team in scoring with 17.0 points per game, Fisher-Davis is sixth in the SEC in scoring in all games, second in the league in three's made (2.9), and seventh in three-point field goal percentage (.421).
- ☛ Tallied a career-high 33 points vs. Auburn - made seven threes, first Commodore to make seven three's in a game since John Jenkins made seven against Lafayette on December 21, 2011.
- ☛ Scored 25 points at Dayton on career-best nine made field goals. Made season-high five threes vs. Flyers; tallied 23 points in win at LSU in SEC opener.
- ☛ Tallied 22 points in win over Tennessee State - made then career high in FT's (8) and FTA's (11).
- ☛ Tallied 23 points vs. Bucknell.
- ☛ Started 28 games and played in 32 contests in 2015-16. Scored in double figures in 17 games in 2015-16. Made three or more threes in 17 games.
- ☛ Tallied a career-high 20 points on three different occasions - at Arkansas, at Mississippi State, and at home against Kentucky.
- ☛ Tied a career-best with six made threes at Tennessee. He also added eight rebounds and a career-high four assists in 18-point effort.
- ☛ Finished the season first in the SEC in three-point field goal percentage at 44.6%.
- ☛ Had first double-double of his career with 10 points and career-high rebounds vs. Wofford.
- ☛ Finished 2014-15 as the SEC's freshman leader in three-pointers made (2.1, 6th in conference) and was second in three-point percentage in all games (.401). In league games only, Fisher-Davis was fifth in threes made (2.2) and fourth in three-point percentage (.402).
- ☛ Scored a career-high 18 points at Stanford in NIT Quarterfinals on a career-high six made threes.
- ☛ Had three made threes against Purdue and W. Carolina.
- ☛ Scored 11 points vs. Norfolk St.
- ☛ 6'5 guard considered one of best shooters in 2014 class...Shot 67.5% from the floor, 49.1% from three, and 96% from the free throw line in his senior season at Butler HS.
- ☛ Averaged 22 points, 13 rebounds, five assists, two steals and two blocks per game as a senior, and was named the SW4A Player of the Year and as a member of the Charlotte Observer's All-Observer team.
- ☛ Chose Vanderbilt over Texas, Georgia, Baylor, Kansas State, Virginia, Oklahoma State, Arkansas, Alabama, and Wake Forest.

FISHER-DAVIS GAME-BY-GAME (JUNIOR)

Opponent	M	FG-A	3P-A	FT-A	Reb	PF	A	T	B	S	PTS
N11 vs. Marquette*	22	4-10	2-5	2-2	0	0	1	4	0	0	12
N15 Belmont*	34	4-10	3-6	5-5	3	0	0	2	0	0	16
N18 Norfolk State*	27	5-12	4-9	4-4	3	3	2	0	1	1	18
N21 Bucknell*	36	7-12	4-7	5-7	2	2	0	2	0	1	23
N24 vs. Butler*	11	1-3	0-2	0-0	3	0	0	0	0	1	2
N25 vs. Santa Clara*	35	4-9	3-6	3-3	2	2	2	2	0	0	14
N29 Tennessee State*	29	6-10	2-5	8-11	5	2	1	2	0	2	22
D3 vs. Minnesota*	35	3-11	2-7	0-0	3	1	4	2	0	1	8
D6 High Point*	29	6-10	4-8	3-4	3	0	3	1	1	0	19
D8 @ M. Tennessee*	36	4-13	3-7	2-2	3	1	1	4	0	1	13
D17 Chattanooga*	37	4-14	1-7	9-9	7	3	2	2	0	0	18
D21 @ Dayton*	29	9-18	5-9	2-2	3	4	0	4	1	0	25
D29 @ LSU*	29	5-13	4-9	9-12	4	2	0	2	0	0	23
J4 Auburn*	33	11-20	7-14	4-7	7	1	2	2	0	2	33
J7 @ Alabama*	32	2-9	1-6	2-2	4	3	0	3	0	1	7
J10 Kentucky*	38	4-15	2-10	9-11	2	3	0	0	0	0	19

Fisher-Davis' Overall Statistics at Vanderbilt

Year	GP	GS	Min	Avg	FG	FGA	Pct	3FG	3FGA	Pct	FT	FTA	Pct	Off	Def	Tot	Avg	PF	FO	Ast	TO	Blk	Stl	Pts	Avg
2014-15	34	11	777	22.9	80	228	.351	71	177	.401	15	21	.714	16	63	79	2.3	55	0	46	31	16	13	246	7.2
2015-16	32	28	877	27.4	102	236	.432	79	177	.446	27	36	.750	12	103	115	3.6	50	1	36	27	9	15	310	9.7
2016-17	16	16	492	30.8	79	189	.418	47	117	.402	67	81	.827	5	49	54	3.4	27	0	18	32	3	10	272	17.0
TOTAL	82	55	2146	26.2	261	653	.400	197	471	.418	109	138	.790	33	215	248	3.0	132	1	100	90	28	38	828	10.1

Fisher-Davis' SEC Statistics at Vanderbilt

Year	GP	GS	Min	Avg	FG	FGA	Pct	3FG	3FGA	Pct	FT	FTA	Pct	Off	Def	Tot	Avg	PF	FO	Ast	TO	Blk	Stl	Pts	Avg
2014-15	18	7	429	23.8	45	127	.354	39	97	.402	7	11	.636	9	36	45	2.5	27	0	26	17	7	7	136	7.6
2015-16	17	14	491	28.9	57	130	.438	44	101	.436	18	24	.750	5	48	53	3.1	26	1	21	15	4	7	176	10.4
2016-17	4	4	132	33.0	22	57	.386	14	39	.359	24	32	.750	0	17	17	4.3	9	0	2	7	0	3	82	20.5
TOTAL	39	25	1052	27.0	124	314	.395	97	237	.409	49	67	.731	14	101	115	2.9	62	1	49	39	11	17	394	10.1



LUKE KORNET

3

Senior, Forward
7'1" 250 lbs.
Lantana, Texas
Liberty Christian HS

SEASON HIGHS

Points: 20, vs. Belmont (11/15/16)
FG Made: 8, vs. Bucknell (11/21/16)
FG Atts: 18, vs. Minnesota (12/3/16)
3FG Made: 3, 3x, last vs. Kentucky (1/10/17)
3FG Atts: 8, vs. Minnesota (12/3/16)
FT Made: 12, vs. Belmont (11/15/16)
FT Atts: 16, vs. Belmont (11/15/16)
Rebounds: 13, at Alabama (1/7/16)
Assists: 2, 4x, last at Alabama (1/7/16)
Turnovers: 4, vs. Butler (11/24/16)
Blocks: 4, 4x, last at Alabama (1/7/16)
Steals: 2, 2x, last at LSU (12/29/16)
Minutes: 37, at Alabama (1/7/16)

CAREER HIGHS

Points: 24, vs. Tennessee State (11/23/14)
FG Made: 10, vs. Tennessee State (11/23/14)
FG Atts: 18, vs. Minnesota (12/3/16)
3FG Made: 5, at Tennessee (2/26/15)
3FG Atts: 9, at S. Carolina (1/9/16)
FT Made: 12, vs. Belmont (11/15/16)
FT Atts: 16, vs. Belmont (11/15/16)
Rebounds: 14, at Tennessee (1/20/16)
Assists: 4, 2x, last vs. South Carolina (2/7/15)
Turnovers: 4, 3x, last vs. Butler (11/24/16)
Blocks: 10, vs. Auburn (1/12/16)
Steals: 3, vs. Miss. State (2/1/14)
Minutes: 37, 4x, last at Alabama (1/7/16)

MISCELLANEOUS

	2016-17	Career
Double-Digit Pts.	11	43
3+ Threes	2	10
4+ Blocks	2	16

KORNET NOTEBOOK

- ✪ Scored in double figures in 11 of 16 games this season.
- ✪ Is fourth in the SEC in blocks (2.0) and 9th in free throw percentage (.836).
- ✪ Had first double-double of the season with 10 points and 11 rebounds vs. Auburn; also added four blocks. Added another double-double at Alabama (15 points, 13 rebounds).
- ✪ Recently named to the Senior CLASS Award Top 30 list.
- ✪ Made a game-winning three vs. Chattanooga on Dec. 17; was season-best 3-6 from three.
- ✪ Led the team with 15 points in 2016-17 season opener vs. Marquette; scored 20 points vs. Belmont and set new career highs in FTs made and attempted; had season-high four blocks vs. Norfolk St.; scored 19 vs. Bucknell.
- ✪ Played in 28 games and made 25 starts in 2015-16. Averaged 8.9 points and 7.3 rebounds per game. Named to All-SEC Defensive Team.
- ✪ Scored in double figures in 11 games and had four or more blocks in 12 contests. Scored a season-high 20 points at Ole Miss. Made season-high four threes in win over Texas A&M in Nashville.
- ✪ 3rd in the nation in blocked shots, averaging 3.0 blocks per game. He is fifth in the program's history in career blocks per game (1.49) and is fourth in total blocks (139).
- ✪ In a single season, Kornet's 84 blocks ranked second in program history, and his 3.0 average was the best in a single season.
- ✪ Notched the program's second triple double with 11 points, 11 rebounds, and 10 blocks vs. Auburn. It was the program's first triple-double with blocks. Brad Tinsley had the other triple double when he registered 11 points, 10 rebounds, and 10 assists in a win over Presbyterian on November 12, 2010.
- ✪ The 10 blocks set a new Vanderbilt program single-game record - the previous best was seven by Will Perdue (vs. East Carolina, 12/28/87), Festus Ezeli (at Georgia, 2/16/11) and Damian Jones (at South Carolina, 2/13/14).
- ✪ Scored in double figures in 18 games as a sophomore and made three or more threes in six games.
- ✪ Scored 22 points vs. LSU off of the bench, a career-high in SEC games. He was 9-13 from the floor.
- ✪ Scored career-high 24 points on 10-11 shooting vs. Tenn. State... He tied the Memorial Gym record for FG% held by Jeffery Taylor, who was also 10-11 from the floor vs. Tennessee State on December 19, 2009.
- ✪ Played in 30 games and started two as a true freshman; averaged 4.0 points, 2.3 rebounds, and 0.8 assists per game in 2013-14; Scored in double-figures in three games.
- ✪ Grew seven inches in his senior season in high school and then two more when he arrived on campus.
- ✪ Son of Frank Kornet, a former Vanderbilt basketball standout of his own from 1986-89.
- ✪ Averaged 15.0 points, 8.0 rebounds, 3.0 blocks, and 3.0 steals at Liberty Christian School in Argyle, Texas.
- ✪ Team was a state finalist in 2013, and were District TAPPS 5A-1 Champions in 2013.
- ✪ Named to TAPPS 5A First Team All-State in 2012-13, and was an honorable all-state selection in 2011-12.
- ✪ Advice to youngsters: "Your life is a gift from God, so do everything possible to give back to Him."

KORNET GAME-BY-GAME (SENIOR)

Opponent	M	FG-A	3P-A	FT-A	Reb	PF	A	T	B	S	PTS
N11 vs. Marquette*	23	4-9	1-4	6-6	5	3	1	3	2	0	15
N15 Belmont*	29	4-9	0-0	12-16	7	1	2	3	3	0	20
N18 Norfolk State*	22	2-5	0-0	5-6	5	1	0	1	4	0	9
N21 Bucknell*	24	8-14	1-1	2-2	6	4	1	1	0	0	19
N24 vs. Butler*	28	2-11	1-5	0-0	5	3	1	4	2	0	5
N25 vs. Santa Clara*	30	4-9	1-3	9-10	6	3	0	3	1	0	18
N29 Tennessee State*	28	2-4	0-1	8-8	6	2	1	3	2	1	12
D3 vs. Minnesota*	32	4-18	2-8	2-4	6	3	1	1	2	0	12
D6 High Point*	23	3-8	0-2	2-2	3	4	1	1	1	1	8
D8 @ M. Tennessee*	28	3-13	0-2	2-2	5	1	1	1	1	0	8
D17 Chattanooga*	35	5-10	3-6	5-6	4	2	2	2	2	2	18
D21 @ Dayton*	33	3-12	2-7	0-0	8	0	3	0	4	0	8
D29 @ LSU*	33	5-7	2-4	2-2	4	3	2	0	0	2	14
J4 Auburn*	31	4-9	1-2	1-3	11	2	2	1	4	1	10
J7 @ Alabama*	37	5-17	3-7	2-3	13	2	2	1	4	1	15
J10 Kentucky*	32	5-11	3-7	3-3	8	4	1	0	0	1	16

Kornet's Overall Statistics at Vanderbilt

Year	GP	GS	Min	Avg	FG	FGA	Pct	3FG	3FGA	Pct	FT	FTA	Pct	Off	Def	Tot	Avg	PF	FO	Ast	TO	Blk	Stl	Pts	Avg
2013-14	30	2	460	15.3	45	131	.344	21	89	.236	8	15	.533	19	49	68	2.3	34	0	23	21	17	9	119	4.0
2014-15	35	14	756	21.6	106	214	.495	50	125	.400	42	55	.764	32	88	120	3.4	67	1	37	41	38	7	304	8.7
2015-16	28	25	767	27.4	87	216	.403	26	93	.280	49	71	.690	50	154	204	7.3	68	1	41	31	84	14	249	8.9
2016-17	16	16	468	29.3	63	166	.380	20	59	.339	61	73	.836	32	70	102	6.4	38	0	21	25	32	9	207	12.9
TOTAL	109	57	2451	22.5	301	727	.414	117	366	.320	160	214	.748	133	361	494	4.5	207	2	122	118	171	39	879	8.1

Kornet's SEC Statistics at Vanderbilt

Year	GP	GS	Min	Avg	FG	FGA	Pct	3FG	3FGA	Pct	FT	FTA	Pct	Off	Def	Tot	Avg	PF	FO	Ast	TO	Blk	Stl	Pts	Avg
2013-14	18	1	279	15.5	24	78	.308	12	57	.211	4	9	.444	10	29	39	2.2	16	0	13	13	10	7	64	3.6
2014-15	18	4	401	22.3	56	119	.471	28	72	.389	21	25	.840	14	44	58	3.2	32	1	22	19	15	5	161	8.9
2015-16	17	15	500	29.4	52	132	.394	19	59	.322	31	47	.660	29	103	132	7.8	47	1	26	26	54	9	154	9.1
2016-17	4	4	133	33.2	19	44	.432	9	20	.450	8	11	.727	12	24	36	9.0	11	0	7	2	8	5	55	13.8
TOTAL	57	24	1313	23.0	151	373	.405	68	208	.327	64	92	.696	65	200	265	4.6	106	2	68	60	87	26	434	7.6





RILEY LACHANCE

13

Junior, Guard
6'2" 192 lbs.
Brookfield, Wis.
Brookfield HS

SEASON HIGHS

- Points:** 24, at LSU (12/29/16)
- FG Made:** 8, at LSU (12/29/16)
- FG Atts:** 13, at LSU (12/29/16)
- 3FG Made:** 5, vs. Santa Clara (11/25/16)
- 3FG Atts:** 7, at LSU (12/29/16)
- FT Made:** 5, vs. Kentucky (1/10/17)
- FT Atts:** 8, vs. Kentucky (1/10/17)
- Rebounds:** 7, vs. Minnesota (12/3/16)
- Assists:** 7, vs. High Point (12/6/16)
- Turnovers:** 4, 2x, vs. Kentucky (1/10/17)
- Blocks:** 1, vs. Marquette (11/11/16)
- Steals:** 2, 2x, last vs. High Point (12/6/16)
- Minutes:** 38, vs. Minnesota (12/3/16)

CAREER HIGHS

- Points:** 26, 2x, last vs. W. Carolina (12/16/14)
- FG Made:** 9, vs. Purdue (12/13/14)
- FG Atts:** 18, at Florida (2/18/15)
- 3FG Made:** 5, 4x, last vs. Santa Clara (11/25/16)
- 3FG Atts:** 9, 2x, last at Ole Miss (3/7/15)
- FT Made:** 5, 3x, last vs. Kentucky (1/10/17)
- FT Atts:** 8, vs. Kentucky (1/10/17)
- Rebounds:** 9, vs. Missouri (2/21/15)
- Assists:** 8, at Ole Miss (3/7/15)
- Turnovers:** 5, vs. Florida (2/3/15)
- Blocks:** 1, 2x, last vs. Stony Brook (11/19/15)
- Steals:** 5, vs. Penn (12/22/14)
- Minutes:** 42, 2x, last vs. Tennessee (2/11/15)

MISCELLANEOUS

	2016-17	Career
Double-Digit Pts.	7	42
20+ Point games	1	4

LACHANCE NOTEBOOK

- ☛ Scored season-high 24 points in win at LSU. Finished 8-13 from floor, 4-7 from three, and had 5 assists. Was fourth time of his career and first time this season eclipsing the 20-point mark.
- ☛ Leads the SEC in three-point field goal percentage (55.7%) and is fourth in assist-to-turnover ratio (2.3). He is also seventh in the league in assists (4.2) and eighth in three's made (2.1).
- ☛ Tallied 17 points - was 6-7 from the floor and 5-6 from three vs. Santa Clara. Also added four rebounds and six assists, and had zero turnovers; named to Continental Tire Las Vegas Invitational All-Tournament team.
- ☛ Played in 33 games and started 19 in 2015-16. Averaged 6.9 points and 2.4 rebounds per game.
- ☛ Scored double figures in 11 games in 2015-16, including a season-high 18 points vs. Alabama while tying a career-best with five threes.
- ☛ Scored 13 points, had six assists, and four assists vs. Gardner-Webb; also scored 13 points vs. Stony Brook.
- ☛ Named to preseason All-SEC 2nd Team by league coaches in 2015.
- ☛ Named to the SEC All-Freshman team in 2015; SEC freshman leader in points scored in all games and second in threes made.
- ☛ Third on Vanderbilt's single-season freshman scoring list with 429 points - one of only four Vanderbilt freshman to ever eclipse 400-point barrier.
- ☛ Seventh in threes made (2.1) and eighth in minutes (33.3) last season. Second amongst freshmen in SEC in threes made behind teammate Matthew Fisher-Davis.
- ☛ Captured four SEC Freshmen of the Week honors in 2014-15, which set a program record.
- ☛ Scored in double figures in 24 games in 2014-15, scored 20 or more points in three contests.
- ☛ Ended freshman season with 102 assists, third on the freshman single-season list.
- ☛ Scored 19 points and dished out career-best eight assists in win at Ole Miss.
- ☛ Had a career-high nine rebounds vs. Missouri.
- ☛ Scored a career-high 26 points in win over Purdue and 26 vs. Western Carolina.
- ☛ 6'2 guard who lead his Brookfield Central High School team in Wisconsin to a 24-1 record as a senior when he averaged 23.0 points and 2.6 assists per game...Left Brookfield as the school's all-time leading scorer (1,643 points). Also Brookfield's single-season scoring leader with 543 points, and the all-time leader in steals with 188.
- ☛ Was voted the top point guard in the state of Wisconsin by Wisconsin Hoops, and was the Player of the Year for Waukesha County.
- ☛ Major is Human and Organizational Development.

LACHANCE GAME-BY-GAME (JUNIOR)

Opponent	M	FG-A	3P-A	FT-A	Reb	PF	A	T	B	S	PTS
N11 vs. Marquette*	33	3-5	2-3	1-2	2	0	2	1	1	0	9
N15 Belmont*	24	1-3	1-1	2-2	3	0	4	1	0	0	5
N18 Norfolk State*	22	4-7	3-5	1-1	4	3	1	3	0	2	12
N21 Bucknell*	32	4-7	2-3	0-0	1	1	6	0	0	1	10
N24 vs. Butler*	34	2-6	1-2	2-2	4	3	6	2	0	0	7
N25 vs. Santa Clara*	32	6-7	5-6	0-0	4	4	6	0	0	1	17
N29 Tennessee State*	33	4-6	4-6	0-0	2	2	5	0	0	0	12
D3 vs. Minnesota*	38	4-10	1-2	0-0	7	2	5	3	0	0	9
D6 High Point*	29	4-4	4-4	2-2	2	2	7	1	0	2	14
D8 @ M. Tennessee*	34	1-4	0-2	0-0	4	2	2	3	0	0	2
D17 Chattanooga*	22	1-2	1-2	4-4	1	3	4	1	0	0	7
D21 @ Dayton*	29	0-4	0-4	0-0	5	4	4	1	0	1	0
D29 @ LSU*	36	8-13	4-7	4-5	1	1	5	1	0	1	24
J4 Auburn*	22	3-5	2-4	0-0	4	5	3	4	0	1	8
J7 @ Alabama*	36	3-7	2-4	0-0	3	1	3	4	0	0	8
J10 Kentucky*	32	6-11	2-6	5-8	6	0	4	4	0	0	19

LaChance's Overall Statistics at Vanderbilt

Year	GP	GS	Min	Avg	FG	FGA	Pct	3FG	3FGA	Pct	FT	FTA	Pct	Off	Def	Tot	Avg	PF	FO	Ast	TO	Blk	Stl	Pts	Avg
2014-15	35	35	1166	33.3	147	337	.436	66	173	.382	69	79	.873	10	100	110	3.1	46	0	102	47	1	25	429	12.3
2015-16	33	19	820	24.8	80	226	.354	43	119	.361	26	34	.765	11	69	80	2.4	61	1	81	44	1	20	229	6.9
2016-17	16	16	488	30.5	54	101	.535	34	61	.557	21	26	.808	5	48	53	3.3	35	1	67	29	1	9	163	10.2
TOTAL	84	70	2474	29.5	281	664	.423	143	353	.405	116	139	.835	26	217	243	2.9	142	2	250	120	3	54	821	9.8

LaChance's SEC Statistics at Vanderbilt

Year	GP	GS	Min	Avg	FG	FGA	Pct	3FG	3FGA	Pct	FT	FTA	Pct	Off	Def	Tot	Avg	PF	FO	Ast	TO	Blk	Stl	Pts	Avg
2014-15	18	18	622	34.6	73	177	.412	35	91	.385	38	45	.844	6	56	62	3.4	27	0	54	29	0	10	219	12.2
2015-16	18	7	417	23.2	35	115	.304	22	64	.344	16	23	.696	6	40	46	2.6	31	1	36	27	0	13	108	6.0
2016-17	4	4	126	31.5	20	36	.556	10	21	.476	9	13	.692	0	14	14	3.5	7	1	15	13	0	2	59	14.8
TOTAL	40	29	1165	29.1	128	328	.390	67	176	.381	63	81	.778	12	110	122	3.1	65	2	105	69	0	25	386	9.7



JEFF ROBERSON

11

Junior, Forward
6'6" 224 lbs.
Houston, Texas
The Kinkaid School

SEASON HIGHS

- Points:** 19, vs. Kentucky (1/10/17)
- FG Made:** 7, vs. Kentucky (1/10/17)
- FG Atts:** 14, vs. Minnesota (12/3/16)
- 3FG Made:** 4, vs. High Point (12/6/16)
- 3FG Atts:** 7, vs. High Point (12/6/16)
- FT Made:** 6, vs. Norfolk St. (11/18/16)
- FT Atts:** 6, 3x, last vs. Auburn (1/4/17)
- Rebounds:** 16, vs. Minnesota (12/3/16)
- Assists:** 6, at LSU (12/29/16)
- Turnovers:** 5, vs. Marquette (11/11/16)
- Blocks:** 2, 2x, last vs. Chattanooga (12/17/16)
- Steals:** 2, 2x, last at LSU (12/29/16)
- Minutes:** 37, at LSU (12/29/16)

CAREER HIGHS

- Points:** 20, vs. Texas A&M (2/4/16)
- FG Made:** 8, vs. Texas A&M (2/4/16)
- FG Atts:** 14, vs. Minnesota (12/3/16)
- 3FG Made:** 4, vs. High Point (12/6/16)
- 3FG Atts:** 6, vs. Minnesota (12/3/16)
- FT Made:** 8, vs. Georgia (2/20/16)
- FT Atts:** 9, vs. Georgia (2/20/16)
- Rebounds:** 16, vs. Minnesota (12/3/16)
- Assists:** 6, at LSU (12/29/16)
- Turnovers:** 5, vs. Marquette (11/11/16)
- Blocks:** 2, 5x, last vs. Chattanooga (12/17/16)
- Steals:** 2, 7x, last at LSU (12/29/16)
- Minutes:** 39, at Miss. State (2/16/16)

MISCELLANEOUS

	2016-17	Career
Double-Digit Pts.	10	30
10+ Rebounds	4	9
Double-Doubles	2	7

ROBERSON NOTEBOOK

- ✦ Scored season-high 19 points vs. Kentucky on season-best 7 made field goals. Also added nine rebounds.
- ✦ Added 11 rebounds in win at LSU, his ninth career game with double figure rebounds and fourth of the 2016-17 season. He also added a career-high six assists.
- ✦ Scored in double figures in 10 games this season.
- ✦ Made a career high four made threes vs. High Point.
- ✦ Had 2nd double-double of season and 7th of career vs. Minnesota with 12 points and a career-high 16 rebounds. Previous career-best in rebounds was 13 against St. John's in Maui on November 23, 2015.
- ✦ Roberson ranks third in the SEC in defensive rebounding and is fifth in rebounding (7.2)
- ✦ Scored nine points and had 10 rebounds in season opener vs. Marquette; had 10 points and 8 rebs. vs. Belmont.
- ✦ Played in 32 games in 2015-16 and made 25 starts. Averaged 9.3 points and 5.6 rebounds per game and 11.0 points and 5.7 rebounds in conference play. Shot 43.5% from three for the season.
- ✦ Scored in double figures in 18 games in 2015-16, including a career-high 20-point effort against Texas A&M in Nashville (2/4), when he was 8-10 from the floor and 3-4 from three.
- ✦ Tallied five double-doubles, including an 18-point, 10-rebound effort in win at Florida.
- ✦ Grabbed career-high 13 rebounds in win over St. John's in Maui.
- ✦ Finished fifth in the SEC in all games in free throw percentage (.833); second in league games only (.877).
- ✦ Started 24 games as a true freshman in 2014-15; averaged 4.7 ppg and shot 45.5% from three.
- ✦ Scored career-high 12 points vs. Tennessee at Memorial Gym.
- ✦ Scored eight points at Georgia Tech on 4-of-5 shooting; also scored eight points vs. Penn and 4-5 from floor.
- ✦ Tied a career high with eight rebounds against Baylor.
- ✦ Played career-high 35 minutes vs. LaSalle and scored seven points and grabbed seven rebounds.
- ✦ Left The Kinkaid School as the school's all-time leading scorer with 1,743 points.
- ✦ Averaged 20.1 points, 9.2 rebounds, 2.0 assists, and 1.5 steals per game in his senior season at the Kinkaid School in Houston.
- ✦ Named a finalist for the Guy V. Lewis Award, which is given to the top high school player in the city of Houston.
- ✦ As a senior, Roberson shot 66.8% from the floor, 48% from three-point range, and 78% from the free throw line.
- ✦ SEC Academic Honor Roll member in 2015.
- ✦ Chose Vanderbilt over Georgia Tech, Saint Louis, and Harvard.

ROBERSON GAME-BY-GAME (JUNIOR)

Opponent	M	FG-A	3P-A	FT-A	Reb	PF	A	T	B	S	PTS
N11 vs. Marquette*	33	3-11	1-4	2-2	10	0	2	5	0	1	9
N15 Belmont*	33	4-8	2-4	0-0	8	5	4	1	0	0	10
N18 Norfolk State*	24	2-8	1-4	6-6	11	3	3	3	0	0	11
N21 Bucknell*	36	4-10	0-3	0-0	6	2	5	1	1	1	8
N24 vs. Butler*	25	3-5	0-2	5-6	4	4	1	2	1	1	11
N25 vs. Santa Clara*	32	4-8	3-5	1-4	4	2	1	4	0	0	12
N29 Tennessee State*	31	5-10	2-4	1-2	5	3	0	4	0	2	13
D3 vs. Minnesota*	36	5-14	2-6	0-0	16	1	1	1	2	1	12
D6 High Point*	25	5-8	4-7	0-0	3	2	2	2	0	0	14
D8 @ M. Tennessee*	32	4-12	1-5	2-5	8	1	0	3	0	1	11
D17 Chattanooga*	35	4-10	1-4	2-2	5	3	2	1	2	0	11
D21 @ Dayton*	32	2-11	0-3	4-4	9	4	1	1	0	0	8
D29 @ LSU*	37	2-8	0-3	2-3	11	2	6	3	1	2	6
J4 Auburn*	34	0-7	0-3	5-6	7	3	2	1	0	1	5
J7 @ Alabama*	22	2-6	0-1	0-1	1	4	1	0	0	0	4
J10 Kentucky*	38	7-12	1-3	4-4	9	2	2	0	1	0	19

Roberson's Overall Statistics at Vanderbilt

Year	GP	GS	Min	Avg	FG	FGA	Pct	3FG	3FGA	Pct	FT	FTA	Pct	Off	Def	Tot	Avg	PF	FO	Ast	TO	Blk	Stl	Pts	Avg
2014-15	33	24	637	19.3	50	103	.485	15	33	.455	40	64	.625	32	70	102	3.1	86	2	37	48	10	13	155	4.7
2015-16	32	25	858	26.8	91	186	.489	30	69	.435	85	102	.833	58	121	179	5.6	101	5	38	34	6	15	297	9.3
2016-17	16	16	505	31.6	56	148	.378	18	61	.295	34	45	.756	29	88	117	7.3	41	1	33	32	8	10	164	10.3
TOTAL	81	65	2000	24.7	197	437	.451	63	163	.387	159	211	.754	119	279	398	4.9	228	8	108	114	24	38	616	7.6

Roberson's SEC Statistics at Vanderbilt

Year	GP	GS	Min	Avg	FG	FGA	Pct	3FG	3FGA	Pct	FT	FTA	Pct	Off	Def	Tot	Avg	PF	FO	Ast	TO	Blk	Stl	Pts	Avg
2014-15	16	11	313	19.6	22	49	.449	7	13	.538	24	40	.600	18	29	47	2.9	43	1	20	23	3	6	75	4.7
2015-16	18	17	524	29.1	60	114	.526	21	43	.488	57	65	.877	33	69	102	5.7	61	4	29	17	2	7	198	11.0
2016-17	4	4	131	32.8	11	33	.333	1	10	.100	11	14	.786	7	21	28	7.0	11	0	11	4	2	3	34	8.5
TOTAL	38	32	968	25.5	93	196	.474	29	66	.439	92	119	.773	58	119	177	4.7	115	5	60	44	7	16	307	8.1



JOE TOYE

2

Sophomore, Guard
6'7" 208 lbs.
Chicago, Ill.
Whitney Young HS

SEASON HIGHS

Points: 10, vs. Chattanooga (12/17/16)
FG Made: 4, vs. Auburn (1/4/17)
FG Atts: 7, vs. Auburn (1/4/17)
3FG Made: 1, 4x, last vs. Auburn (1/4/17)
3FG Atts: 4, vs. Auburn (1/4/17)
FT Made: 4, 2x, vs. Chattanooga (12/17/16)
FT Atts: 6, vs. Marquette (11/11/16)
Rebounds: 6, vs. Belmont (11/15/16)
Assists: 3, vs. Auburn (1/4/17)
Turnovers: 3, 5x, vs. Auburn (1/4/17)
Blocks: 1, at Alabama (1/7/16)
Steals: 1, 4x, vs. Auburn (1/4/17)
Minutes: 22, 2x, last at Dayton (12/21/16)

CAREER HIGHS

Points: 10, 4x, last vs. Chattanooga (12/17/16)
FG Made: 4, vs. Auburn (1/4/17)
FG Atts: 7, vs. Auburn (1/4/17)
3FG Made: 3, vs. Tennessee (3/10/16)
3FG Atts: 4, 2x, last vs. Auburn (1/4/17)
FT Made: 4, 2x, last vs. Chattanooga (12/17/16)
FT Atts: 6, vs. Detroit (12/2/15)
Rebounds: 6, vs. Belmont (11/15/16)
Assists: 4, vs. Tennessee (3/10/16)
Turnovers: 3, vs. Auburn (1/4/17)
Blocks: 1, 2x, last at Alabama (1/7/16)
Steals: 1, 8x, last at LSU (12/29/16)
Minutes: 26, vs. Wichita State (3/15/16)

MISCELLANEOUS

TOYE NOTEBOOK

- ✪ Made season-high four field goals against Auburn.
- ✪ Was 3-5 from floor in win at LSU and 2-2 from three.
- ✪ Tied a career high with 10 points in win over Chattanooga.
- ✪ Scored season-high eight points vs. Marquette in season opener.
- ✪ Played in 30 games in 2015-16 and averaged 3.6 points and 1.2 rebounds per game. Scored in double figures in three games.
- ✪ Tied a career high with 10 points against Tennessee at SEC Tournament. Made a career-high three three's in a career-best 23 minutes of action. Also scored 10 points in First Four game vs. Wichita State.
- ✪ Scored career-high 10 points vs. Detroit - tied his career high with three made field goals.
- ✪ Signed with the Commodores in November of 2014.
- ✪ Was ranked as the sixth-best player in the state of Illinois and a four-star prospect by ESPN, and was also ranked as the 113th-best prospect in the nation by Rivals.com.
- ✪ Toye and his twin sister Elizabeth are both Division I basketball players - Elizabeth plays for Wisconsin.
- ✪ Attended Whitney Young High School in Chicago, where he was named as a First-Team All-City selection.
- ✪ Averaged 18.0 points, 7.0 rebounds, 2.0 assists, 2.0 steals, and 1.5 blocks as a senior.
- ✪ Chose the Commodores over Iowa, Memphis, Creighton, Bradley, UIC, and Missouri.
- ✪ Recipient of the Edie and David Johnson Family Basketball Scholarship.
- ✪ Advice to youngsters: "Don't let negative influences in your life."

TOYE GAME-BY-GAME (SOPHOMORE)

Opponent	M	FG-A	3P-A	FT-A	Reb	PF	A	T	B	S	PTS
N11 vs. Marquette	21	2-4	0-2	4-6	2	1	2	1	0	0	8
N15 Belmont	14	1-3	0-1	1-2	6	0	0	1	0	0	3
N18 Norfolk State	21	1-3	0-1	3-4	3	2	2	0	0	0	2
N21 Bucknell	22	0-4	0-2	0-0	2	2	2	1	0	1	0
N24 vs. Butler	14	3-5	0-1	1-2	2	4	0	1	0	1	7
N25 vs. Santa Clara	9	1-2	1-1	0-0	0	0	1	0	0	0	3
N29 Tennessee State	11	2-3	0-0	1-2	2	1	0	1	0	0	5
D3 vs. Minnesota	7	0-3	0-0	0-0	2	0	0	0	0	0	0
D6 High Point	18	1-5	1-2	3-4	5	1	1	1	0	0	6
D8 @M. Tennessee	8	1-2	1-1	0-0	1	0	1	1	0	0	3
D17 Chattanooga	19	3-5	0-0	4-4	2	3	2	1	0	0	10
D21 @Dayton	22	0-2	0-1	2-2	3	2	1	2	0	1	2
D29 @LSU	11	3-5	2-2	0-0	2	3	1	0	0	1	8
J4 Auburn	19	4-7	1-4	0-0	2	3	3	3	0	1	9
J7 @Alabama	13	1-3	0-1	0-0	2	2	0	2	1	0	2
J10 Kentucky	12	1-1	0-0	0-2	3	1	1	0	0	0	2

Toye's Overall Statistics at Vanderbilt

Year	GP	GS	Min	Avg	FG	FGA	Pct	3FG	3FGA	Pct	FT	FTA	Pct	Off	Def	Tot	Avg	PF	FO	Ast	TO	Blk	Stl	Pts	Avg
2015-16	30	0	257	8.6	37	74	.500	9	21	.429	25	39	.641	7	30	37	1.2	28	0	10	13	2	6	108	3.6
2016-17	16	0	241	15.1	24	57	.421	6	19	.316	19	28	.679	9	30	39	2.4	25	0	17	15	1	5	73	4.6
TOTAL	46	0	498	10.8	61	131	.466	15	40	.375	44	67	.657	16	60	76	1.7	53	0	27	28	3	11	181	3.9

Toye's SEC Statistics at Vanderbilt

Year	GP	GS	Min	Avg	FG	FGA	Pct	3FG	3FGA	Pct	FT	FTA	Pct	Off	Def	Tot	Avg	PF	FO	Ast	TO	Blk	Stl	Pts	Avg
2015-16	17	0	100	5.9	11	27	.407	2	9	.222	9	13	.692	2	11	13	0.8	9	0	3	8	1	3	33	1.9
2016-17	4	0	55	13.8	9	16	.563	3	7	.429	0	2	.000	1	8	9	2.3	9	0	5	5	1	2	21	5.3
TOTAL	21	0	155	7.4	20	43	.465	5	16	.313	9	15	.600	3	19	22	1.0	18	0	8	13	2	5	54	2.6



PAYTON WILLIS

1

Freshman, Guard
6'4" 182 lbs.
Fayetteville, Ark.
Fayetteville HS

SEASON HIGHS

Points: 17, vs. Butler (11/24/16)
FG Made: 5, vs. Butler (11/24/16)
FG Atts: 8, 2x, last at Alabama (1/7/16)
3FG Made: 3, 2x, last at LSU (12/29/16)
3FG Atts: 6, at LSU (12/29/16)
FT Made: 5, vs. Butler (11/24/16)
FT Atts: 6, 2x, last vs. Butler (11/24/16)
Rebounds: 5, 2x, last at Alabama (1/7/16)
Assists: 8, vs. Santa Clara (11/25/16)
Turnovers: 5, vs. Minnesota (12/3/16)
Blocks: 1, at Dayton (12/21/16)
Steals: 2, at LSU (12/29/16)
Minutes: 32, 2x, last vs. Auburn (1/4/17)

CAREER HIGHS

Points: 17, vs. Butler (11/24/16)
FG Made: 5, vs. Butler (11/24/16)
FG Atts: 8, 2x, last at Alabama (1/7/16)
3FG Made: 3, 2x, last at LSU (12/29/16)
3FG Atts: 6, at LSU (12/29/16)
FT Made: 5, vs. Butler (11/24/16)
FT Atts: 6, 2x, last vs. Butler (11/24/16)
Rebounds: 5, 2x, last at Alabama (1/7/16)
Assists: 8, vs. Santa Clara (11/25/16)
Turnovers: 5, vs. Minnesota (12/3/16)
Blocks: 1, at Dayton (12/21/16)
Steals: 2, at LSU (12/29/16)
Minutes: 32, 2x, last vs. Auburn (1/4/17)

WILLIS NOTEBOOK

- ✪ Scored in double figure for fifth time this season with 10 points at Alabama.
- ✪ Posted a career-high five rebounds against Auburn.
- ✪ Scored 11 points in win at LSU. Was 4-7 from floor and 3-6 from three.
- ✪ Started last eight games at point guard for the Commodores.
- ✪ Tallied 13 points and was 3-4 from floor vs. High Point.
- ✪ Scored career-high 17 points vs. Butler; made first career start vs. Santa Clara and dished out career-high eight assists vs. Broncos.
- ✪ Signed with the Commodores in the fall of 2015.
- ✪ Third ever Commodore from the state of Arkansas and first since Ralph Childs played for Vanderbilt in the 1955-56 season.
- ✪ Attended Fayetteville High School in Fayetteville, Arkansas, averaged 15.9 points, 3.6 rebounds, 3.5 assists, and 1.5 steals per game while also shooting 44.7% from three in his junior season and was honored as an all-conference and all-state selection as a sophomore and junior.
- ✪ Was ranked as the second-ranked player in the state of Arkansas, the 22nd-best point guard in the country by 247sports.com, and ranked as the 119th-best player in the nation by Rivals.com.

WILLIS GAME-BY-GAME (FRESHMAN)

Opponent	M	FG-A	3P-A	FT-A	Reb	PF	A	T	B	S	PTS
N11 vs. Marquette	8	1-3	0-1	1-6	2	1	1	0	0	1	3
N15 Belmont	16	3-5	1-3	3-4	1	1	0	2	0	1	10
N18 Norfolk State	20	1-4	0-1	0-0	4	1	5	3	0	0	2
N21 Bucknell	9	1-3	0-0	0-0	0	0	0	0	0	0	2
N24 vs. Butler	27	5-8	2-5	5-6	3	2	2	2	1	0	17
N25 vs. Santa Clara*	32	2-5	1-4	0-0	4	0	8	4	0	0	5
N29 Tennessee State*	23	2-4	1-3	4-4	2	3	3	3	0	0	9
D3 vs. Minnesota*	23	1-2	1-1	0-0	1	0	1	5	0	1	3
D6 High Point*	23	4-5	3-4	2-2	2	2	4	1	0	1	13
D8 @M. Tennessee*	16	0-1	0-1	2-2	2	1	2	1	0	0	2
D17 Chattanooga*	28	3-6	0-1	1-2	4	1	3	1	0	0	7
D21 @Dayton*	28	4-7	1-4	0-0	1	0	2	4	1	1	9
D29 @LSU*	22	4-7	3-6	0-0	0	1	2	3	0	2	11
J4 Auburn*	32	3-6	1-4	0-0	5	2	6	3	0	1	7
J7 @Alabama*	27	3-8	2-3	2-3	5	2	4	2	0	1	10
J10 Kentucky	11	1-2	0-1	2-2	1	4	0	1	0	1	4

Willis' Overall Statistics at Vanderbilt

Year	GP	GS	Min	Avg	FG	FGA	Pct	3FG	3FGA	Pct	FT	FTA	Pct	Off	Def	Tot	Avg	PF	FO	Ast	TO	Blk	Stl	Pts	Avg
2016-17	16	11	345	21.6	38	76	.500	16	42	.381	22	31	.710	11	26	37	2.3	20	0	43	35	2	10	114	7.1
TOTAL	16	11	345	21.6	38	76	.500	16	42	.381	22	31	.710	11	26	37	2.3	20	0	43	35	2	10	114	7.1

Willis' SEC Statistics at Vanderbilt

Year	GP	GS	Min	Avg	FG	FGA	Pct	3FG	3FGA	Pct	FT	FTA	Pct	Off	Def	Tot	Avg	PF	FO	Ast	TO	Blk	Stl	Pts	Avg
2016-17	4	4	92	23.0	11	23	.478	6	14	.429	4	5	.800	1	10	11	2.8	9	0	12	9	0	5	32	8.0
TOTAL	4	4	92	23.0	11	23	.478	6	14	.429	4	5	.800	1	10	11	2.8	9	0	12	9	0	5	32	8.0





2016-17 Vanderbilt Basketball
 Vanderbilt Combined Team Statistics (as of Jan 12, 2017)
 All games



RECORD:	OVERALL	HOME	AWAY	NEUTRAL
ALL GAMES	8-8	6-2	1-3	1-3
CONFERENCE	2-2	1-1	1-1	0-0
NON-CONFERENCE	6-6	5-1	0-2	1-3

#	Player	gp-gs	min	avg	Total		3-Point		F-Throw		Rebounds				pf	dq	a	to	blk	stl	pts	avg
					fg-fga	fg%	3fg-fga	3fg%	ft-fa	ft%	off	def	tot	avg								
05	FISHER-DAVIS, Matth	16-16	492	30.8	79-189	.418	47-117	.402	67-81	.827	5	49	54	3.4	27	0	18	32	3	10	272	17.0
03	KORNET, Luke	16-16	468	29.3	63-166	.380	20-59	.339	61-73	.836	32	70	102	6.4	38	0	21	25	32	9	207	12.9
11	ROBERSON, Jeff	16-16	505	31.6	56-148	.378	18-61	.295	34-45	.756	29	88	117	7.3	41	1	33	32	8	10	164	10.3
13	LACHANCE, Riley	16-16	488	30.5	54-101	.535	34-61	.557	21-26	.808	5	48	53	3.3	35	1	67	29	1	9	163	10.2
01	WILLIS, Payton	16-11	345	21.6	38-76	.500	16-42	.381	22-31	.710	11	26	37	2.3	20	0	43	35	2	10	114	7.1
24	CRESSLER, Nolan	16-4	322	20.1	39-78	.500	14-29	.483	7-10	.700	17	40	57	3.6	26	1	19	14	0	10	99	6.2
02	TOYE, Joe	16-0	241	15.1	24-57	.421	6-19	.316	19-28	.679	9	30	39	2.4	25	0	17	15	1	5	73	4.6
12	BAPTISTE, Djery	16-1	152	9.5	14-29	.483	0-0	.000	6-12	.500	12	18	30	1.9	35	0	1	10	7	3	34	2.1
15	BROWN, Clewon	15-0	122	8.1	10-23	.435	5-13	.385	2-3	.667	8	15	23	1.5	15	0	1	7	6	0	27	1.8
Team											20	32	52				5					
Total.....		16	3200		381-883	.431	161-409	.394	242-315	.768	148	422	570	35.6	268	3	227	208	60	69	1165	72.8
Opponents.....		16	3200		401-931	.431	117-327	.358	198-284	.697	154	392	546	34.1	281	-	195	180	47	87	1117	69.8

TEAM STATISTICS	VU	OPP	Date	Opponent	Score	Att.
SCORING	1165	1117	^	11/11/16 vs Marquette	L 71-95	4116
Points per game	72.8	69.8		11/15/16 BELMONT	w 80-66	9116
Scoring margin	+3.0	-	+	11/18/16 NORFOLK STATE	w 75-52	8205
FIELD GOALS-ATT	381-883	401-931	+	11/21/16 BUCKNELL	L 72-75	8243
Field goal pct	.431	.431	#	11/24/16 vs Butler	L 66-76	2537
3 POINT FG-ATT	161-409	117-327	#	11/25/16 vs Santa Clara	w 76-66	3000
3-point FG pct	.394	.358		11/29/16 TENNESSEE STATE	w 83-59	8445
3-pt FG made per game	10.1	7.3	%	12/03/16 vs Minnesota	L 52-56	3250
FREE THROWS-ATT	242-315	198-284		12/06/16 HIGH POINT	w 90-63	8288
Free throw pct	.768	.697		12/08/16 at Middle Tennessee	L 48-71	9606
F-Throws made per game	15.1	12.4		12/17/16 CHATTANOOGA	w 76-74	9376
REBOUNDS	570	546		12/21/16 at Dayton	L 63-68	12828
Rebounds per game	35.6	34.1	*	12/29/16 at LSU	w 96-89	7853
Rebounding margin	+1.5	-	*	01/04/17 AUBURN	w 80-61	9918
ASSISTS	227	195	*	1/7/17 at Alabama	L 56-59	11256
Assists per game	14.2	12.2	*	01/10/17 KENTUCKY	L 81-87	12707
TURNOVERS	208	180	^ = Veterans Classic presented by Northwestern Mutual, Annapolis, Md.			
Turnovers per game	13.0	11.3	+ = Continental Tire Las Vegas Invitational, Nashville, Tenn.			
Turnover margin	-1.7	-	# = Continental Tire Las Vegas Invitational, Las Vegas, Nev.			
Assist/turnover ratio	1.1	1.1	% = Sanford Pentagon, Sioux Falls, S.D.			
STEALS	69	87	* = Conference game			
Steals per game	4.3	5.4				
BLOCKS	60	47				
Blocks per game	3.8	2.9				
ATTENDANCE	74298	54446				
Home games-Avg/Game	8-9287	4-10386				
Neutral site-Avg/Game	-	4-3226				

Score by Periods	1st	2nd	Totals
Vanderbilt	586	579	1165
Opponents	516	601	1117



2016-17 Vanderbilt Basketball
 Vanderbilt Combined Team Statistics (as of Jan 10, 2017)
 Conference games



RECORD:	OVERALL	HOME	AWAY	NEUTRAL
ALL GAMES	2-2	1-1	1-1	0-0
CONFERENCE	2-2	1-1	1-1	0-0
NON-CONFERENCE	0-0	0-0	0-0	0-0

#	Player	gp-gs	min	avg	Total		3-Point		F-Throw		Rebounds			pf	dq	a	to	blk	stl	pts	avg	
					fg-fga	fg%	3fg-fga	3fg%	ft-fa	ft%	off	def	tot									avg
05	FISHER-DAVIS, Matth	4-4	132	33.0	22-57	.386	14-39	.359	24-32	.750	0	17	17	4.3	9	0	2	7	0	3	82	20.5
13	LACHANCE, Riley	4-4	126	31.5	20-36	.556	10-21	.476	9-13	.692	0	14	14	3.5	7	1	15	13	0	2	59	14.8
03	KORNET, Luke	4-4	133	33.2	19-44	.432	9-20	.450	8-11	.727	12	24	36	9.0	11	0	7	2	8	5	55	13.8
11	ROBERSON, Jeff	4-4	131	32.8	11-33	.333	1-10	.100	11-14	.786	7	21	28	7.0	11	0	11	4	2	3	34	8.5
01	WILLIS, Payton	4-4	92	23.0	11-23	.478	6-14	.429	4-5	.800	1	10	11	2.8	9	0	12	9	0	5	32	8.0
24	CRESSLER, Nolan	4-0	91	22.8	12-19	.632	5-9	.556	1-2	.500	3	9	12	3.0	3	0	4	1	0	2	30	7.5
02	TOYE, Joe	4-0	55	13.8	9-16	.563	3-7	.429	0-2	.000	1	8	9	2.3	9	0	5	5	1	2	21	5.3
15	BROWN, Clevon	3-0	13	4.3	0-0	.000	0-0	.000	0-0	.000	1	0	1	0.3	1	0	0	0	1	0	0	0.0
12	BAPTISTE, Djery	4-0	27	6.8	0-2	.000	0-0	.000	0-2	.000	2	1	3	0.8	9	0	0	1	0	1	0	0.0
Team											3	5	8				2					
Total.....		4	800		104-230	.452	48-120	.400	57-81	.704	30	109	139	34.8	69	1	56	44	12	23	313	78.2
Opponents.....		4	800		107-252	.425	31-83	.373	51-71	.718	48	108	156	39.0	71	-	47	44	13	23	296	74.0

TEAM STATISTICS	VU	OPP	Date	Opponent	Score	Att.
SCORING	313	296	* 12/29/16	at LSU	w 96-89	7853
Points per game	78.2	74.0	* 01/04/17	AUBURN	w 80-61	9918
Scoring margin	+4.3	-	* 1/7/17	at Alabama	L 56-59	11256
FIELD GOALS-ATT	104-230	107-252	* 01/10/17	KENTUCKY	L 81-87	12707
Field goal pct	.452	.425	^ = Veterans Classic presented by Northwestern Mutual, Annapolis, Md.			
3 POINT FG-ATT	48-120	31-83	+ = Continental Tire Las Vegas Invitational, Nashville, Tenn.			
3-point FG pct	.400	.373	# = Continental Tire Las Vegas Invitational, Las Vegas, Nev.			
3-pt FG made per game	12.0	7.8	% = Sanford Pentagon, Sioux Falls, S.D.			
FREE THROWS-ATT	57-81	51-71	* = Conference game			
Free throw pct	.704	.718				
F-Throws made per game	14.3	12.8				
REBOUNDS	139	156				
Rebounds per game	34.8	39.0				
Rebounding margin	-4.2	-				
ASSISTS	56	47				
Assists per game	14.0	11.8				
TURNOVERS	44	44				
Turnovers per game	11.0	11.0				
Turnover margin	+0.0	-				
Assist/turnover ratio	1.3	1.1				
STEALS	23	23				
Steals per game	5.8	5.8				
BLOCKS	12	13				
Blocks per game	3.0	3.3				
ATTENDANCE	22625	19109				
Home games-Avg/Game	2-11312	2-9554				
Neutral site-Avg/Game	-	0-0				

Score by Periods	1st	2nd	Totals
Vanderbilt	162	151	313
Opponents	146	150	296



2016-17 Vanderbilt Basketball
 Vanderbilt Team Game-by-Game (as of Jan 12, 2017)
 All games



TEAM STATISTICS

Opponent	Date	Score		Total		3-Pointers		Free throws		Rebounds				pf	a	t/o	blk	stl	pts	avg
				fg-fga	pct	3fg-fga	pct	ft-fta	pct	off	def	tot	avg							
vs Marquette	11/11/16	71-95	L	23-58	.397	8-24	.333	17-26	.654	11	26	37	37.0	10	13	19	5	4	71	71.0
BELMONT	11/15/16	80-66	w	23-50	.460	9-18	.500	25-31	.806	7	34	41	39.0	15	13	14	4	2	80	75.5
NORFOLK STATE	11/18/16	75-52	w	21-56	.375	10-28	.357	23-28	.821	15	31	46	41.3	19	16	13	9	4	75	75.3
BUCKNELL	11/21/16	72-75	L	29-62	.468	7-18	.389	7-9	.778	9	18	27	37.8	16	15	8	2	4	72	74.5
vs Butler	11/24/16	66-76	L	22-52	.423	7-22	.318	15-19	.789	8	25	33	36.8	29	11	16	4	5	66	72.8
vs Santa Clara	11/25/16	76-66	w	24-48	.500	15-28	.536	13-17	.765	7	25	32	36.0	15	18	13	1	1	76	73.3
TENNESSEE STATE	11/29/16	83-59	w	25-46	.543	10-23	.435	23-30	.767	13	26	39	36.4	19	12	19	3	6	83	74.7
vs Minnesota	12/03/16	52-56	L	19-63	.302	8-25	.320	6-9	.667	14	32	46	37.6	13	12	12	4	4	52	71.9
HIGH POINT	12/06/16	90-63	w	29-50	.580	19-32	.594	13-15	.867	6	20	26	36.3	16	23	13	3	8	90	73.9
at Middle Tennessee	12/08/16	48-71	L	17-53	.321	5-19	.263	9-13	.692	5	28	33	36.0	10	9	13	2	3	48	71.3
CHATTANOOGA	12/17/16	76-74	w	22-50	.440	6-21	.286	26-29	.897	8	19	27	35.2	18	16	11	4	2	76	71.7
at Dayton	12/21/16	63-68	L	23-65	.354	9-31	.290	8-8	1.000	15	29	44	35.9	19	13	13	7	3	63	71.0
at LSU	12/29/16	96-89	w	31-58	.534	16-32	.500	18-24	.750	9	20	29	35.4	15	18	11	1	9	96	72.9
AUBURN	01/04/17	80-61	w	28-58	.483	14-33	.424	10-16	.625	8	33	41	35.8	17	18	14	5	7	80	73.4
at Alabama	1/7/17	56-59	L	20-56	.357	10-26	.385	6-9	.667	8	27	35	35.7	17	10	12	5	5	56	72.3
KENTUCKY	01/10/17	81-87	L	25-58	.431	8-29	.276	23-32	.719	5	29	34	35.6	20	10	7	1	2	81	72.8
Vanderbilt		1165		381-883	.431	161-409	.394	242-315	.768	148	422	570	35.6	268	227	208	60	69	1165	72.8
Opponents		1117		401-931	.431	117-327	.358	198-284	.697	154	392	546	34.1	281	195	180	47	87	1117	69.8

Games played: 16
 Points/game: 72.8
 FG Pct: 43.1
 3FG Pct: 39.4
 FT Pct: 76.8

Rebounds/game: 35.6
 Assists/game: 14.2
 Turnovers/game: 13.0
 Assist/turnover ratio: 1.1
 Steals/game: 4.3
 Blocks/game: 3.8



2016-17 Vanderbilt Basketball
 Vanderbilt Opponent Game-by-Game (as of Jan 12, 2017)
 All games



OPPONENT STATISTICS

Opponent	Date	Score		Total		3-Pointers		Free throws		Rebounds				pf	a	t/o	blk	stl	pts	avg
				fg-fga	pct	3fg-fga	pct	ft-fa	pct	off	def	tot	avg							
vs Marquette	11/11/16	71-95	L	39-74	.527	13-31	.419	4-5	.800	10	29	39	39.0	23	22	12	4	13	95	95.0
BELMONT	11/15/16	80-66	w	24-68	.353	9-41	.220	9-13	.692	10	23	33	36.0	23	15	9	2	4	66	80.5
NORFOLK STATE	11/18/16	75-52	w	18-60	.300	2-11	.182	14-20	.700	13	23	36	36.0	21	2	12	1	3	52	71.0
BUCKNELL	11/21/16	72-75	L	27-53	.509	8-19	.421	13-17	.765	8	25	33	35.2	10	9	11	4	4	75	72.0
vs Butler	11/24/16	66-76	L	21-52	.404	9-25	.360	25-36	.694	12	24	36	35.4	17	14	12	1	6	76	72.8
vs Santa Clara	11/25/16	76-66	w	23-49	.469	6-21	.286	14-15	.933	1	20	21	33.0	20	8	9	1	0	66	71.7
TENNESSEE STATE	11/29/16	83-59	w	20-49	.408	7-15	.467	12-25	.480	9	11	20	31.1	20	8	14	3	3	59	69.9
vs Minnesota	12/03/16	52-56	L	23-59	.390	3-9	.333	7-15	.467	10	31	41	32.4	7	15	9	8	7	56	68.1
HIGH POINT	12/06/16	90-63	w	19-41	.463	12-15	.800	13-16	.813	4	17	21	31.1	17	12	19	1	5	63	67.6
at Middle Tennessee	12/08/16	48-71	L	28-61	.459	7-24	.292	8-13	.615	7	32	39	31.9	14	15	6	3	10	71	67.9
CHATTANOOGA	12/17/16	76-74	w	29-54	.537	3-11	.273	13-19	.684	11	22	33	32.0	24	11	14	3	3	74	68.5
at Dayton	12/21/16	63-68	L	23-59	.390	7-22	.318	15-19	.789	11	27	38	32.5	14	17	9	3	6	68	68.4
at LSU	12/29/16	96-89	w	31-54	.574	17-28	.607	10-16	.625	6	23	29	32.2	17	18	15	3	7	89	70.0
AUBURN	01/04/17	80-61	w	22-68	.324	6-21	.286	11-13	.846	12	25	37	32.6	18	8	12	4	8	61	69.4
at Alabama	1/7/17	56-59	L	20-63	.317	7-25	.280	12-18	.667	20	30	50	33.7	13	13	11	5	6	59	68.7
KENTUCKY	01/10/17	81-87	L	34-67	.507	1-9	.111	18-24	.750	10	30	40	34.1	23	8	6	1	2	87	69.8
Opponents		1117		401-931	.431	117-327	.358	198-284	.697	154	392	546	34.1	281	195	180	47	87	1117	69.8
Vanderbilt		1165		381-883	.431	161-409	.394	242-315	.768	148	422	570	35.6	268	227	208	60	69	1165	72.8

Games played: 16
 Points/game: 69.8
 FG Pct: 43.1
 3FG Pct: 35.8
 FT Pct: 69.7

Rebounds/game: 34.1
 Assists/game: 12.2
 Turnovers/game: 11.3
 Assist/turnover ratio: 1.1
 Steals/game: 5.4
 Blocks/game: 2.9



2016-17 Vanderbilt Basketball
 Vanderbilt Points-Rebounds-Assists (as of Jan 12, 2017)
 All games



Opponent	Date	Score		01 WILLIS,PAY	02 TOYE,JOE	03 KORNET,LUK	05 FISHER-DAV	11 ROBERSON,J	12 BAPTISTE,D	13 LACHANCE,R
vs Marquette	11/11/16	71-95	L	3-2-1	8-2-2	15-5-1	12-0-1	9-10-2	1-1-0	9-2-2
BELMONT	11/15/16	80-66	w	10-1-0	3-6-0	20-7-2	16-3-0	10-8-4	8-3-0	5-3-4
NORFOLK STATE	11/18/16	75-52	w	2-4-5	5-3-2	9-5-0	18-3-2	11-11-3	7-7-0	12-4-1
BUCKNELL	11/21/16	72-75	L	2-0-0	0-2-2	19-6-1	23-2-0	8-6-5	2-5-0	10-1-6
vs Butler	11/24/16	66-76	L	17-3-2	7-2-0	5-5-1	2-3-0	11-4-1	2-2-0	7-4-6
vs Santa Clara	11/25/16	76-66	w	5-4-8	3-0-1	18-6-0	14-2-2	12-4-1	4-0-0	17-4-6
TENNESSEE STATE	11/29/16	83-59	w	9-2-3	5-2-0	12-6-1	22-5-1	13-5-0	4-3-0	12-2-5
vs Minnesota	12/03/16	52-56	L	3-1-1	0-2-0	12-6-1	8-3-4	12-16-1	2-2-0	9-7-5
HIGH POINT	12/06/16	90-63	w	13-2-4	6-5-1	8-3-1	19-3-3	14-3-2	0-1-0	14-2-7
at Middle Tennessee	12/08/16	48-71	L	2-2-2	3-1-1	8-5-1	13-3-1	11-8-0	0-0-0	2-4-2
CHATTANOOGA	12/17/16	76-74	w	7-4-3	10-2-2	18-4-2	18-7-2	11-5-2	4-2-0	7-1-4
at Dayton	12/21/16	63-68	L	9-1-2	2-3-1	8-8-3	25-3-0	8-9-1	0-1-1	0-5-4
at LSU	12/29/16	96-89	w	11-0-2	8-2-1	14-4-2	23-4-0	6-11-6	0-1-0	24-1-5
AUBURN	01/04/17	80-61	w	7-5-6	9-2-3	10-11-2	33-7-2	5-7-2	0-1-0	8-4-3
at Alabama	1/7/17	56-59	L	10-5-4	2-2-0	15-13-2	7-4-0	4-1-1	0-0-0	8-3-3
KENTUCKY	01/10/17	81-87	L	4-1-0	2-3-1	16-8-1	19-2-0	19-9-2	0-1-0	19-6-4

Opponent	Date	Score		15 BROWN,CLEV	24 CRESSLER,N
vs Marquette	11/11/16	71-95	L	5-2-0	7-9-1
BELMONT	11/15/16	80-66	w	0-0-0	5-5-3
NORFOLK STATE	11/18/16	75-52	w	6-3-0	3-3-1
BUCKNELL	11/21/16	72-75	L	0-1-0	8-1-1
vs Butler	11/24/16	66-76	L	6-4-0	8-3-0
vs Santa Clara	11/25/16	76-66	w	0-3-0	3-3-0
TENNESSEE STATE	11/29/16	83-59	w	0-2-0	5-5-1
vs Minnesota	12/03/16	52-56	L	0-0-0	6-4-0
HIGH POINT	12/06/16	90-63	w	3-0-0	10-4-5
at Middle Tennessee	12/08/16	48-71	L	6-4-1	3-2-1
CHATTANOOGA	12/17/16	76-74	w	1-1-0	0-0-1
at Dayton	12/21/16	63-68	L	0-2-0	11-6-1
at LSU	12/29/16	96-89	w	DNP	10-3-2
AUBURN	01/04/17	80-61	w	0-1-0	8-1-0
at Alabama	1/7/17	56-59	L	0-0-0	10-4-0
KENTUCKY	01/10/17	81-87	L	0-0-0	2-4-2