



Vanderbilt (13-13, 6-7 SEC) vs. #21/19 South Carolina (20-6, 10-3 SEC)
Nashville, Tenn. - Memorial Gym - 7:30 p.m. CT

TV: SEC Network

TV Talent: Matt Stewart (pxp), Barry Booker (analyst)

Radio: Vanderbilt Radio Network from IMG College, vucommidores.com

Radio Talent: Joe Fisher (pxp), Tim Thompson (analyst)

Satellite Radio: Sirius 136, XM 190

Live Stats: vucommidores.com

Twitter Updates: @VandyMBB

Vanderbilt Athletic Communications

2601 Jess Neely Drive, Nashville, TN 37212

phone: 615-322-4121

www.vucommidores.com

VANDERBILT SCHEDULE/RESULTS

NOVEMBER

Date	VU	Opp	Opponent	Time/Result	TV/Rec.
Nov. 11	-	-	Marquette#	L, 71-95	0-1
Nov. 15	-	-	Belmont	W, 80-66	1-1
Nov. 18	-	-	Norfolk St. ^	W, 75-52	2-1
Nov. 21	-	-	Bucknell ^	L, 72-75	2-2
Nov. 24	-	RV/RV	Butler	L, 66-76	2-3
Nov. 25	-	-	Santa Clara	W, 76-66	3-3

Continental Tire Las Vegas Invitational, Las Vegas, Nev.

Nov. 29 - Tennessee St. W, 83-59 4-3

DECEMBER

Date	VU	Opp	Opponent	Time	TV/Rec.
Dec. 3	-	RV/-	Minnesota+	L, 52-56	4-4
Dec. 6	-	-	High Point	W, 90-63	5-4
Dec. 8	-	-	M. Tennessee	L, 48-71	5-5
Dec. 17	-	-	Chattanooga	W, 76-74	6-5
Dec. 21	-	-	Dayton	L, 63-68	6-6
Dec. 29	-	-	LSU*	W, 96-89	7-6, 1-0

JANUARY

Date	VU	Opp	Opponent	Time	TV/Rec.
Jan. 4	-	-	Auburn*	W, 80-61	8-6, 2-0
Jan. 7	-	-	Alabama*	L, 56-59	8-7, 2-1
Jan. 10	-	6/6	Kentucky*	L, 81-87	8-8, 2-2
Jan. 14	-	-	Tennessee*	W, 75-87	8-9, 2-3
Jan. 17	-	-	Georgia*	L, 68-76	8-10, 2-4
Jan. 21	-	19/21	Florida*	W, 68-66	9-10, 3-4
Jan. 24	-	-	Arkansas*	L, 70-71	9-11, 3-5
Jan. 28	-	RV/RV	Iowa State%	W, 84-78	10-11, 3-5
Jan. 31	-	-	Texas A&M*	W, 68-54	11-11, 4-5

FEBRUARY

Date	VU	Opp	Opponent	Time	TV/Rec.
Feb. 4	-	-	Ole Miss*	L, 74-81	11-12, 4-6
Feb. 7	-	-	Arkansas*	W, 72-59	12-12, 5-6
Feb. 11	-	-	Missouri*	L, 52-72	12-13, 5-7
Feb. 16	-	-	Texas A&M*	W, 72-67	13-13, 6-7
Feb. 18	-	21/19	S. Carolina*	7:30 pm	SECN
Feb. 22	-	-	Tennessee*	5:30 pm	SECN
Feb. 25	-	-	Miss. State*	3 pm	ESPNU
Feb. 28	-	-	Kentucky*	8 pm	ESPN

MARCH

Date	VU	Opp	Opponent	Time	TV/Rec.
Mar. 4	-	-	Florida*	1 pm	ESPN/2

ALL TIMES CENTRAL

RANKINGS: AP/ESPN

*SEC GAME; #Northwestern Mutual Veterans Classic, Annapolis, Md.;

^Continental Tire Las Vegas Invitational, Nashville, Tenn.;

+Sanford Pentagon, Sioux Falls, S.D.; %SEC/Big 12 Challenge;

SECN: SEC Network; SECN+: SEC Network Plus;

CBSSN: CBS Sports Network; TWSC: Time Warner Sports Channel

GAME INFORMATION



2016-17 Record: 13-13, 6-7 SEC
Head Coach: Bryce Drew
Career Record: 137-62 (6)
VU Record: 13-13 (1)

2016-17 LEADERS

Points: M. Fisher-Davis (15.2)
Rebounds: Jeff Roberson (7.3)
Assists: Riley LaChance (4.0)
Blocks: Luke Kornet (1.9)

SERIES INFORMATION

Series Record: SC leads 29-26.
Last Meeting: SC win, 69-65, on 1/9/16 in Columbia.
Record at Vanderbilt: VU leads, 16-10.
Record at SC: SC leads, 14-12.
Record at Neutral Site: SC leads, 2-1.
Coach Drew vs. SC: Coach Drew has never faced South Carolina.






2016-17 Record: 20-6, 10-3 SEC
Head Coach: Frank Martin
Career Record: 207-123 (10)
SC Record: 90-69 (5)

2016-17 LEADERS

Points: Sindarius Thornwell (21.2)
Rebounds: Sindarius Thornwell (7.4)
Assists: PJ Dozier (2.96)
Blocks: Chris Silva (1.5)

QUICK HITTERS

- ★ Vanderbilt improved to 13-13 overall and 6-7 in the SEC after a 72-67 win over Texas A&M on Thursday night at Memorial Gym. Junior Matthew Fisher-Davis scored 14 points to lead four Commodores in double figures in the victory. Sophomore Joe Toye also tied his career high with 13 points, senior Luke Kornet added 12 points, 11 rebounds and five blocks, and junior Riley LaChance chipped in 12 points.
- ★ The Commodores swept the season series with the Aggies after the victory.
- ★ Vanderbilt shot 10-26 (39%) from 3-point territory. It was the 13th game this season that the Commodores have knocked down 10 or more treys and the team owns an 11-2 record in those games.
- ★ The Vanderbilt defense held Texas A&M to just 3-16 (19%) from behind the arc.
- ★ Vanderbilt's bench outscored Texas A&M's by a 23-2 margin.
- ★ The Gamecocks will be the third ranked opponent of the season for the Commodores. Vanderbilt has a 1-1 record in those games, with both coming on the road. All-time, Vanderbilt has a 91-227 record against ranked opponents and a 62-75 mark at home.
- ★ Vanderbilt leads the SEC in three-point field goal percentage (38.3%), threes made (10.0) and free throw percentage (77.7%) in all games. In league games only, the Commodores are second in free throw percentage (75.9%) and first in threes made (10.3). As of February 17th, the Commodores rank 7th nationally in free-throw percentage and are 12th in 3's made per game.
- ★ As of February 17, the Commodores have the sixth toughest overall schedule and toughest non-conference schedule in the nation according to the NCAA RPI, and the number one non-conference strength of schedule.
- ★ This will be the 56th meeting between the two schools, with South Carolina leading the series, 29-26. Vanderbilt leads the series, 16-10, in games played at Vanderbilt.
- ★ Saturday is Equality Day at Memorial Gym - the Commodores will honor Nashville Civil Rights leaders with specialty uniforms designed by Nike.
- ★ Kornet has scored in double figures in six consecutive games. Vanderbilt has a 4-2 record in those contests.
- ★ Forward Jeff Roberson ranks fifth in the SEC in rebounding (7.5) in all games and sixth (7.1) in league games only, and is second in the league in defensive rebounding (5.4) in all games and fifth in league games only (5.0).
- ★ In 13 SEC games, the Commodores have three players who are in the top 10 in three-point field goal percentage, with junior Riley LaChance leading the way for Vanderbilt at 43.5%, which ranks third. Kornet is seventh in the conference at 39.1% in league games only, while Matthew Fisher-Davis is 9th at 36.5% in league games only. Fisher-Davis is second in league games only in 3's made (2.6), Kornet eighth (2.1), and LaChance ninth (2.1).
- ★ Making three's is not a new thing for this year's Commodore team. Combined in their career, current players have made 808 career threes.
- ★ Riley LaChance is shooting 49% from three this season and is one three shy of the minimum two threes per game to be ranked in the SEC. He is fourth in assist-to-turnover ratio (2.1), seventh in the league in assists (4.0), and ninth in three's made (2.1) in all games.
- ★ Fisher-Davis is 10th in the SEC in scoring in all games and is second in the league in three's made (2.7) and third in 3FG% (.396) in all games.
- ★ Sophomore Joe Toye has now started in three consecutive games and four in his career. Against Texas A&M, he tied a career best with 13 points. He also set new career highs for free throws made (6) and attempted (7).

1		<p>PAYTON WILLIS G ★ 6-4 ★ 182 ★ Fr. ★ Fayetteville, Ark.</p> <table border="1"> <thead> <tr> <th>PPG</th> <th>RPG</th> <th>APG</th> <th>SPG</th> <th>BPG</th> <th>MPG</th> </tr> </thead> <tbody> <tr> <td>5.8</td> <td>1.8</td> <td>2.0</td> <td>0.5</td> <td>0.2</td> <td>18.7</td> </tr> </tbody> </table>	PPG	RPG	APG	SPG	BPG	MPG	5.8	1.8	2.0	0.5	0.2	18.7	<p>NOTES: Scored a career-high 17 points vs. Butler... Started 12 games at point guard position... Scored 11 points at LSU, 10 at Alabama...Dished out 6 assists vs. Auburn...3rd Commodore from Arkansas and 1st since Ralph Childs (1955-56).</p>	<p>CAREER HIGHS Pts. - 17, vs. Butler (11/24/16) Rebs. - 5, at Alabama (1/7/17) Ast. - 8, vs. Santa Clara (11/25/16) Min. - 32, vs. Santa Clara (11/25/16)</p>
PPG	RPG	APG	SPG	BPG	MPG											
5.8	1.8	2.0	0.5	0.2	18.7											
2		<p>JOE TOYE G/F ★ 6-7 ★ 208 ★ So. ★ Chicago, Ill.</p> <table border="1"> <thead> <tr> <th>PPG</th> <th>RPG</th> <th>APG</th> <th>SPG</th> <th>BPG</th> <th>MPG</th> </tr> </thead> <tbody> <tr> <td>5.8</td> <td>2.8</td> <td>1.1</td> <td>0.3</td> <td>0.1</td> <td>18.2</td> </tr> </tbody> </table>	PPG	RPG	APG	SPG	BPG	MPG	5.8	2.8	1.1	0.3	0.1	18.2	<p>NOTES: Played in all 26 games this season and started the last three...Tied a career high with 13 points in win over TAMU in Nashville...Tallied career-high 13 pts vs. Arkansas in Nashville...Scored 10 points vs. Tennessee, played career-high 27 minutes.</p>	<p>CAREER HIGHS Pts. - 13, 2x, last vs. TAMU (2/16/17) Rebs. - 6, 2x, last at TAMU (1/31/17) Ast. - 4, at Arkansas (2/7/17) Min. - 37, at Arkansas (2/7/17)</p>
PPG	RPG	APG	SPG	BPG	MPG											
5.8	2.8	1.1	0.3	0.1	18.2											
3		<p>LUKE KORNET F ★ 7-1 ★ 250 ★ Sr. ★ Lantana, Texas</p> <table border="1"> <thead> <tr> <th>PPG</th> <th>RPG</th> <th>APG</th> <th>SPG</th> <th>BPG</th> <th>MPG</th> </tr> </thead> <tbody> <tr> <td>13.5</td> <td>5.9</td> <td>1.3</td> <td>0.5</td> <td>1.9</td> <td>30.9</td> </tr> </tbody> </table>	PPG	RPG	APG	SPG	BPG	MPG	13.5	5.9	1.3	0.5	1.9	30.9	<p>NOTES: Scored in double digits in 20 games...Tallied 3rd double-double of season vs. TAMU (12 pts, 11 rebs)...Named Senior CLASS nominee...2nd on VU all-time list in career blocks...Made 138 career 3's...45th VU player to hit 1,000 points with 11 points at Missouri.</p>	<p>CAREER HIGHS Pts. - 24, vs. Tenn. St. (11/23/14) Rebs. - 14, at Tenn. (1/20/16) Ast. - 4, 3x, last at TAMU (1/31/17) Min. - 38, vs. Tenn. (1/14/17)</p>
PPG	RPG	APG	SPG	BPG	MPG											
13.5	5.9	1.3	0.5	1.9	30.9											
5		<p>MATTHEW FISHER-DAVIS G ★ 6-5 ★ 185 ★ Jr. ★ Charlotte, N.C.</p> <table border="1"> <thead> <tr> <th>PPG</th> <th>RPG</th> <th>APG</th> <th>SPG</th> <th>BPG</th> <th>MPG</th> </tr> </thead> <tbody> <tr> <td>15.2</td> <td>3.0</td> <td>1.1</td> <td>0.6</td> <td>0.2</td> <td>29.6</td> </tr> </tbody> </table>	PPG	RPG	APG	SPG	BPG	MPG	15.2	3.0	1.1	0.6	0.2	29.6	<p>NOTES: Scored career-high 33 points vs. Auburn; made 7 3's...Has scored 20+ points in 5 games this year...Averages 2.7 threes per game, 2nd in SEC...Shooting 39.6% this year from three (3rd in SEC).. Made 79 3's last year and has 217 in his career.</p>	<p>CAREER HIGHS Pts. - 33, vs. Auburn (1/4/17) Rebs. - 11, vs. Wofford (12/19/15) Ast. - 5, at Ole Miss (3/7/15) Min. - 41, at Arkansas (1/5/16)</p>
PPG	RPG	APG	SPG	BPG	MPG											
15.2	3.0	1.1	0.6	0.2	29.6											
11		<p>JEFF ROBERSON F ★ 6-6 ★ 224 ★ Jr. ★ Houston, Texas</p> <table border="1"> <thead> <tr> <th>PPG</th> <th>RPG</th> <th>APG</th> <th>SPG</th> <th>BPG</th> <th>MPG</th> </tr> </thead> <tbody> <tr> <td>10.7</td> <td>7.3</td> <td>1.9</td> <td>0.7</td> <td>0.3</td> <td>31.7</td> </tr> </tbody> </table>	PPG	RPG	APG	SPG	BPG	MPG	10.7	7.3	1.9	0.7	0.3	31.7	<p>NOTES: Scored a career-high 21 points against Ole Miss...Tallied 8th career double-double vs. Ark (14 pts, 11 reb)...5th in SEC in rebounding and 2nd in def. rebounding...Scored in double figures in 17 games this season.</p>	<p>CAREER HIGHS Pts. - 21, vs. Ole Miss (2/4/17) Rebs. - 16, vs. Minnesota (12/3/16) Ast. - 6, vs. Iowa State (1/28/17) Min. - 38, 2x, last at UF (1/21/17)</p>
PPG	RPG	APG	SPG	BPG	MPG											
10.7	7.3	1.9	0.7	0.3	31.7											
12		<p>DJERY BAPTISTE C ★ 6-10 ★ 240 ★ R-Fr. ★ Gonaives, Haiti</p> <table border="1"> <thead> <tr> <th>PPG</th> <th>RPG</th> <th>APG</th> <th>SPG</th> <th>BPG</th> <th>MPG</th> </tr> </thead> <tbody> <tr> <td>1.8</td> <td>1.9</td> <td>0.1</td> <td>0.1</td> <td>0.3</td> <td>8.2</td> </tr> </tbody> </table>	PPG	RPG	APG	SPG	BPG	MPG	1.8	1.9	0.1	0.1	0.3	8.2	<p>NOTES: Made first start of his career against Butler... Scored career-high eight points in win over Belmont... Posted seven points, seven rebounds and five blocks in win over Norfolk St... Speaks four languages...Redshirted last season.</p>	<p>CAREER HIGHS Pts. - 8, vs. Belmont (11/15/16) Rebs. - 7, vs. Norfolk St. (11/18/16) Ast. - 1, at Dayton (12/21/16) Min. - 11, vs. Belmont (11/15/16)</p>
PPG	RPG	APG	SPG	BPG	MPG											
1.8	1.9	0.1	0.1	0.3	8.2											
13		<p>RILEY LACHANCE G ★ 6-2 ★ 192 ★ Jr. ★ Brookfield, Wis.</p> <table border="1"> <thead> <tr> <th>PPG</th> <th>RPG</th> <th>APG</th> <th>SPG</th> <th>BPG</th> <th>MPG</th> </tr> </thead> <tbody> <tr> <td>10.0</td> <td>3.3</td> <td>4.0</td> <td>0.5</td> <td>0.1</td> <td>31.6</td> </tr> </tbody> </table>	PPG	RPG	APG	SPG	BPG	MPG	10.0	3.3	4.0	0.5	0.1	31.6	<p>NOTES: Tallied season-high 24 points in win at LSU; also added 5 assists... Shooting 49.0% from three this year... Fourth in SEC in A/T/O ratio (2.1)...Scored in double figures in 47 career games...Led team with 16 points vs. Arkansas in Nashville...Scored 19 points vs. Kentucky.</p>	<p>CAREER HIGHS Pts. - 26, 2x, last vs. W. Carolina (12/16/14) Rebs. - 9, vs. Missouri (2/21/15) Ast. - 8, at Ole Miss (3/7/15) Min. - 42, 2x, last vs. Tenn. (2/11/15)</p>
PPG	RPG	APG	SPG	BPG	MPG											
10.0	3.3	4.0	0.5	0.1	31.6											
15		<p>CLEVON BROWN F ★ 6-8 ★ 219 ★ Fr. ★ San Antonio, Texas</p> <table border="1"> <thead> <tr> <th>PPG</th> <th>RPG</th> <th>APG</th> <th>SPG</th> <th>BPG</th> <th>MPG</th> </tr> </thead> <tbody> <tr> <td>1.8</td> <td>1.6</td> <td>0.1</td> <td>0.0</td> <td>0.4</td> <td>7.7</td> </tr> </tbody> </table>	PPG	RPG	APG	SPG	BPG	MPG	1.8	1.6	0.1	0.0	0.4	7.7	<p>NOTES: Had career-highs in points (8), rebounds (6), and blocks (2) at Missouri...Tied a then-career high with six points at Texas A&M...Ranked as the 9th-best player in the state of Texas by Texas Hoops, and the 126th-ranked player nationally by Rivals.com.</p>	<p>CAREER HIGHS Pts. - 8, at Missouri (2/11/17) Rebs. - 6, at Missouri (2/11/17) Ast. - 1, 2x, last at UF (1/21/17) Min. - 17, vs. MT (12/8/16)</p>
PPG	RPG	APG	SPG	BPG	MPG											
1.8	1.6	0.1	0.0	0.4	7.7											
24		<p>NOLAN CRESSLER G ★ 6-4 ★ 210 ★ Sr. ★ Pittsburgh, Pa.</p> <table border="1"> <thead> <tr> <th>PPG</th> <th>RPG</th> <th>APG</th> <th>SPG</th> <th>BPG</th> <th>MPG</th> </tr> </thead> <tbody> <tr> <td>7.5</td> <td>3.8</td> <td>1.7</td> <td>0.6</td> <td>0.0</td> <td>22.5</td> </tr> </tbody> </table>	PPG	RPG	APG	SPG	BPG	MPG	7.5	3.8	1.7	0.6	0.0	22.5	<p>NOTES: Scored in double figures in nine game this season...Posted season-high 20 points vs. Iowa State... Eclipsed 1,000-pt barrier vs. UT...Led team with 13 points in win at Arkansas...Transferred to VU from Cornell in spring of '14...</p>	<p>CAREER HIGHS Pts. - 34, vs. Brown (2/22/14) Rebs. - 9, 3x, last vs. Marquette (11/11/16) Ast. - 5, vs. High Point (12/6/16) Min. - 37, 4x, last vs. Brown (2/22/14)</p>
PPG	RPG	APG	SPG	BPG	MPG											
7.5	3.8	1.7	0.6	0.0	22.5											

IBAS

HENRY
GENE
MOE
CLARENCE

1,632
WINS

SUTTONS

EDDIE
SCOTT
SEAN

1,173
WINS

DREWS

HOMER
SCOTT
BRYCE

1,071
WINS

**ALL-TIME
WINNINGEST COLLEGIATE
COACHING FAMILIES**

The Drew family is the third all-time winningest collegiate coaching family in college basketball history with 1,071 wins.

- Homer Drew - 640**
(Bethel College - 252; IU-South Bend - 17; Valparaiso - 371)
- Scott Drew - 294**
(Valparaiso - 20; Baylor - 274)
- Bryce Drew - 137**
(Valparaiso - 124; Vanderbilt - 13)

VU Staff Can Score

The Vanderbilt men's basketball staff has combined to score a total of 5,486 collegiate points, with head coach Bryce Drew leading the way with 2,142 points. Here's a breakdown of the staff's scoring totals.

Head Coach Bryce Drew, Valparaiso	2,142
Asst. Coach Casey Shaw, Toledo	1,562
Assoc. Head Coach Roger Powell, Jr., Illinois	1,178
Asst. Coach Jake Diebler, Valparaiso	586
Total	5,468

Kornet Excels in Classroom

Senior center Luke Kornet has been named to the SEC Academic Honor Roll and a CoSida All-District Academic Selection in the three years he has played at Vanderbilt. He was also recently named to the NABC Good Works team for his work in the Vanderbilt and Nashville communities and named a candidate for the Senior CLASS Award.

Kornet is double majoring in computer science and mathematics.

Memorial Gym = 1,000

The matchup with Texas A&M was the 1,000th game of record played in Memorial Gym, the SEC's oldest facility that opened in the 1952-53 season.

The Commodores have a 780-220 record at the facility, a winning percentage of .780.

Dores Drain Threes

Vanderbilt made 19 threes against High Point on December 6, which set a new school record for threes in a game, surpassing an 18-three performance at Tennessee on January 8, 2005.

The Commodores also set a new record for most 3-pointers made at Memorial Gym, passing the old mark of 16 that was set on Jan. 8, 1994 vs. South Carolina and then matched on Feb. 11, 1995 vs. Arkansas. The Commodores hit 12 of their 19 3-pointers in the first half.

VU Makes Gamewinner

The Commodores made their first game-winning basket in almost four years against Chattanooga on December 17, when Luke Kornet made a three with 2.9 seconds remaining to give VU the 76-74 win over the Mocs.

The game-winner was the first since Kevin Bright made a 15-footer from the baseline on February 27, 2013, to defeat Georgia, 63-62, at Memorial Gym.

Neutral Site Does

Vanderbilt has played in four neutral site games already this season - against Minnesota in Sioux Falls, S.D., the season opener vs. Marquette (Veterans Classic, Annapolis, Md.) and the two games at the Continental Tire Las Vegas Invitational (Butler, Santa Clara).

ABOUT SOUTH CAROLINA

QUICK FACTS

Location	Columbia, S.C.
Founded	1801
Conference	SEC
Enrollment	33,724
Nickname	Gamecocks
Colors	Garnet and Black
Home Arena	Colonial Life Arena (18,000)
President	Dr. Harris Pastides
Athletics Director	Ray Tanner
Basketball Staff	
Head Coach	Frank Martin
Record Overall	207-123 (10)
SC Record:	90-69 (5)
Assistant Coaches	Matt Figger, Perry Clark, Bruce Shingler

- ★ South Carolina enters Saturday's game with a 20-6 overall record and a 10-3 mark in Southeastern Conference play.
- ★ Point guard Sindarius Thornwell is the team's leader in scoring (21.2) and rebounding (7.4) heading into the game. PJ Dozier (13.8), Duane Notice (10.3), and Chris Silva (10.0) also average double figures.
- ★ The two teams last met in Memorial Gym in 2015 in a game Vanderbilt won, 65-50. The Commodores own a 16-10 record over South Carolina in games played at Vanderbilt.

CAREER BLOCKS LIST

TOTAL BLOCKS

PLAYER, YEARS	G	BS	BPG
1. Festus Ezeli, 2008-12	121	204	1.69
2. Luke Kornet, 2012-	118	187	1.58
3. Damian Jones, 2013-16	99	167	1.69
4. Will Perdue, 1984, 86-88	104	157	1.51
5. A.J. Ogilvy, 2007-10	96	145	1.51

BLOCKS PER GAME

PLAYER, YEARS	G	BS	BPG
t1. Damian Jones, 2013-16	99	167	1.69
t1. Festus Ezeli, 2008-12	121	204	1.69
3. Luke Kornet, 2012-	118	187	1.58
t4. A.J. Ogilvy, 2007-10	96	145	1.51
t4. Will Perdue, 1984, 86-88	104	157	1.51
6. Julian Terrell, 2003-06	124	116	0.94

STAT COMPARISON

	VU		SC	
	All	SEC	2016-17	SEC
Record	13-13	6-7	20-6	10-3
Scoring Offense	71.8	71.7	73.5	74.9
Scoring Defense	70.3	71.5	63.8	68.4
Scoring Margin	+1.5	+0.2	+9.6	+6.5
FG%	.437	.446	.419	.401
FG% Defense	.434	.430	.393	.425
3FG%	.383	.373	.353	.346
3FG% Defense	.354	.358	.281	.302
Free Throw %	.777	.759	.691	.693
Rebounding	34.5	33.1	36.9	36.0
Rebounding Margin	+0.7	-2.0	+1.5	-1.5
Turnovers/game	12.7	11.8	13.3	13.2
Opponent Turnovers	10.3	9.8	17.3	18.8
Steals	3.9	4.1	8.0	8.0
Blocks	3.5	3.1	4.2	3.5

LAST TIME VS. SOUTH CAROLINA

Box Score

RECAP



Official Basketball Box Score -- Game Totals -- Final Statistics
Vanderbilt vs South Carolina
 01/09/16 3 p.m. ET at Columbia, S.C. (Colonial Life Arena)



Vanderbilt 65 • 8-7, 0-3 SEC

#	Player	Total			3-Ptr			Rebounds			PF	TP	A	TO	Blk	Stl	Min
		FG-FGA	FG-FGA	FT-FTA	FG-FGA	FG-FGA	FT-FTA	Off	Def	Tot							
03	KORNET, Luke	f	2-9	2-9	2-2	0	4	4	2	8	0	2	4	0	32		
11	ROBERSON, Jeff	f	1-7	0-2	5-7	3	3	6	1	7	3	2	0	1	33		
30	JONES, Damian	c	5-6	0-0	2-3	2	4	6	5	12	1	1	3	0	16		
05	FISHER-DAVIS, Matthe	g	0-1	0-1	0-0	0	1	1	0	0	0	0	0	0	7		
13	LACHANCE, Riley	g	6-16	3-7	0-0	0	4	4	3	15	1	1	0	1	34		
00	JUSTICE, Camron		0-1	0-1	0-0	0	1	1	0	0	0	0	0	0	4		
02	TOYE, Joe		1-2	0-0	3-4	1	2	3	2	5	0	1	0	1	16		
04	BALDWIN IV, Wade		3-13	0-2	7-11	2	1	3	5	13	4	3	0	2	30		
14	JOSEPHS, Carter		0-0	0-0	0-0	0	0	0	0	0	0	0	0	0	1		
24	CRESSLER, Nolan		1-3	0-2	0-0	1	3	4	5	2	1	0	0	0	19		
40	HENDERSON, Josh		1-3	0-0	1-2	1	1	2	2	3	0	1	0	0	8		
Team						2	0	2									
Totals			20-61	5-24	20-29	12	24	36	25	65	10	11	7	5	200		

FG % 1st Half: 14-34 41.2% 2nd half: 6-27 22.2% Game: 20-61 32.8%
 3FG % 1st Half: 5-15 33.3% 2nd half: 0-9 0.0% Game: 5-24 20.8%
 FT % 1st Half: 5-8 62.5% 2nd half: 15-21 71.4% Game: 20-29 69.0%

Deadball Rebounds 4,3

South Carolina 69 • 15-0, 2-0 SEC

#	Player	Total			3-Ptr			Rebounds			PF	TP	A	TO	Blk	Stl	Min
		FG-FGA	FG-FGA	FT-FTA	FG-FGA	FG-FGA	FT-FTA	Off	Def	Tot							
14	CHATKEVICIUS, L.	f	4-7	0-1	1-2	2	2	4	3	9	1	2	1	2	22		
24	CARRERA, Michael	f	1-5	0-2	2-4	2	6	8	5	4	1	2	1	0	21		
25	KACINAS, Mindaugas	f	5-10	0-2	3-6	1	3	4	3	13	0	2	0	0	33		
00	THORNWELL, Sindarius	g	6-14	0-3	7-9	2	6	8	2	19	2	1	0	1	35		
15	DOZIER, PJ	g	4-9	0-0	1-2	0	3	3	3	9	0	3	0	0	21		
01	STROMAN, Marcus		2-5	1-1	2-4	0	2	2	3	7	3	0	1	0	23		
10	NOTICE, Duane		2-7	2-4	2-2	1	1	2	0	8	4	3	0	0	31		
20	MCKIE, Justin		0-0	0-0	0-0	0	1	1	0	0	0	0	0	0	1		
23	COBB, Eric		0-0	0-0	0-0	0	0	3	0	0	0	0	0	0	4		
30	SILVA, Chris		0-0	0-0	0-0	0	5	5	4	0	0	0	0	0	9		
Team						2	2	4									
Totals			24-57	3-13	18-29	10	34	44	23	69	11	13	3	3	200		

FG % 1st Half: 12-29 41.4% 2nd half: 12-28 42.9% Game: 24-57 42.1%
 3FG % 1st Half: 2-7 28.6% 2nd half: 1-6 16.7% Game: 3-13 23.1%
 FT % 1st Half: 9-14 64.3% 2nd half: 9-15 60.0% Game: 18-29 62.1%

Deadball Rebounds 7

Officials: Joe Lindsay, Tim Gattis, Sean Casey
 Technical fouls: Vanderbilt-None. South Carolina-None.
 Attendance: 15055

Score by periods	1st	2nd	Total
Vanderbilt	38	27	65
South Carolina	35	34	69

Points	In Paint	Off T/O	2nd Chance	Fast Break	Bench
VU	22	9	12	2	23
SC	36	18	12	13	15

Last FG - VU 2nd-00:00, SC 2nd-01:57.
 Largest lead - VU by 8 1st-18:18, SC by 7 2nd-00:28.
 VU led for 28:17. SC led for 10:24. Game was tied for 01:19.

Score tied - 2 times.
 Lead changed - 1 time.

COLUMBIA (AP) -- Sindarius Thornwell had 19 points and eight rebounds and No. 22 South Carolina remained undefeated with a 69-65 victory over Vanderbilt on Saturday.

South Carolina (15-0, 2-0 Southeastern Conference) passed its first tough test of the season, taking its first lead on PJ Dozier's floater with 10:54 left. Dozier then hit a reverse layup as the rare near sellout crowd at Colonial Life Center roared.

Dozier scored seven of his nine points over the next 5 minutes and the Gamecocks held off Vanderbilt (8-7, 0-3) with good defense. The Commodores missed 19 of their last 22 shots.

South Carolina and SMU are the only unbeaten teams left in Division I. South Carolina has only reached 15 wins in three of its past 10 seasons.

Riley LaChance scored 13 of his season-high 15 points in the first half. Wade Baldwin IV added 13 points and Damian Jones had 12.


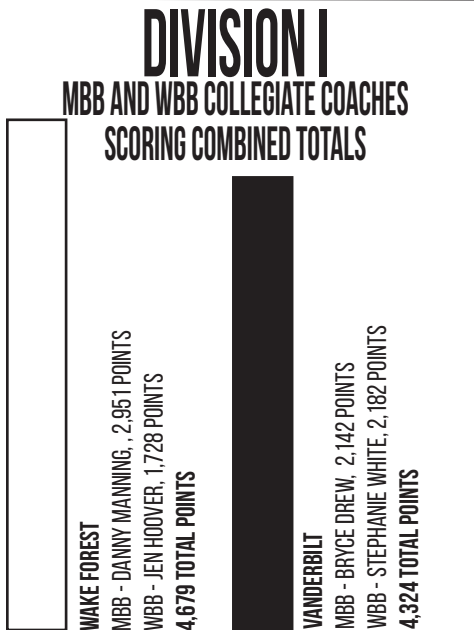
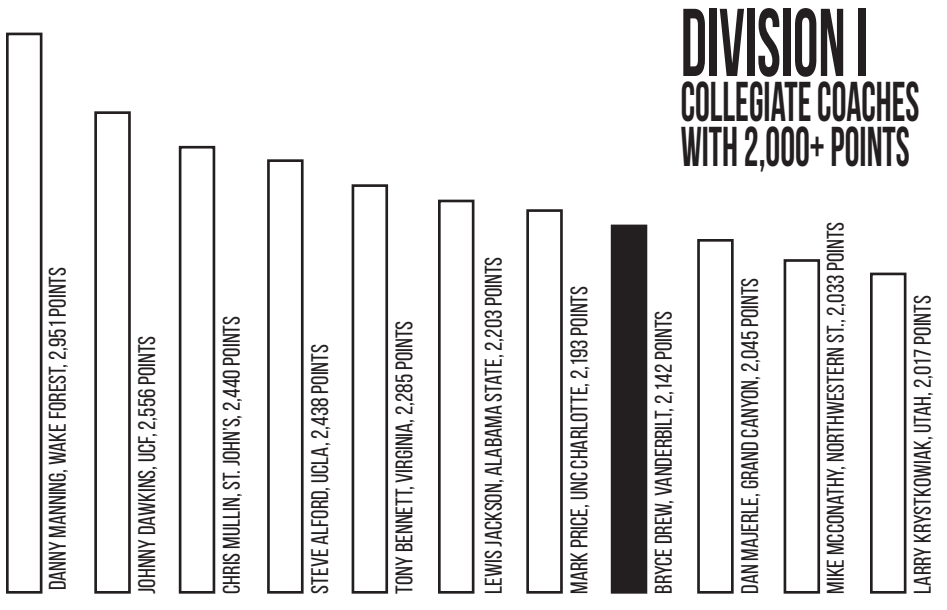
The Commodores built an 8-0 lead less than 2 minutes in as Luke Kornet hit back-to-back 3-pointers and Jones had a putback.

The deficit was the largest South Carolina had faced all season. The Gamecocks also trailed for 19:45 of the first half, which was more time than they had been behind in any game.

But South Carolina kept it close. Five times the Gamecocks were down one and failed to take the lead.

Once South Carolina took over, though, Vanderbilt couldn't respond. Nolan Cressler fouled out with 7:55 left and Jones got his fifth foul with 6:34 to go. Baldwin also fouled out at the end as the Commodores sent South Carolina to the line.

Free throws kept Vanderbilt in it. The Commodores made 11 foul shots during the final 14 minutes.



According to Basketball-Reference.com, Luke Kornet has made the most threes by a seven footer in NCAA history.

700th SEC Win

Vanderbilt is in its 84th SEC season and is a charter member of the league. The Commodores won their 700th league game at Florida, and all time against current members of the conference, Vanderbilt is 703-691.

990

Vanderbilt has made a 3-pointer in 990 consecutive games, a streak which began at the inception of the 3-point line in 1986-87. The Commodores rank third only to UNLV and Kentucky for the longest streak in Division I basketball. Vanderbilt, UNLV and Princeton are the only three schools in college basketball to have made at least one 3-pointer in every game played since the 3-point line was implemented.

NBA Commodores

Vanderbilt was one of only three schools (Kentucky, Washington) with two first-round selections in the 2016 NBA Draft when Wade Baldwin IV was drafted 17th by the Memphis Grizzlies and Damian Jones was selected 30th by the Golden State Warriors. Baldwin IV and Jones became the sixth and seventh first-round picks, respectively, in the history of the program, joining Will Perdue in 1988 (11th, Chicago), Jeff Turner in 1984 (7th, New Jersey), Clyde Lee in 1966 (3rd, San Francisco), and John Jenkins (23rd, Atlanta), and Festus Ezeli (30th, Golden State) in 2012.

Cressler goes for 20

Senior Nolan Cressler scored a season-high 20 points in a win against Iowa State on January 28, his most as a Commodore in two seasons of action after transferring from Cornell. Cressler's previous Vanderbilt high was 14 points, which occurred three times in the 2015-16 season.

Commodores make 16 3's vs LSU

Vanderbilt made 16 of 32 threes in route to a 96-89 win over LSU on December 29. So far this season, the Commodores have played four games when making 15 or more threes, and 12 with 10 or more threes (10-2 record).

On December 29, the two teams combined to make 33 three pointers, which set a new SEC record for combined threes in a game.

Win on Road vs. Ranked Opponent

The Commodores won their first road game against a ranked opponent since Dec. 29, 2011, in a win at Marquette (74-57) defeating Florida on January 21, 2017, in Gainesville, 68-66.

Vanderbilt has now won three true road games, with all coming in Southeastern Conference play (LSU, Auburn, Texas A&M).

DORES SIGN THREE

Head Coach Bryce Drew inked his first signing class in November, signing 6'2 guard Maxwell Evans, from Houston, Texas, 6'2 guard Saben Lee, from Tempe, Ariz., and Ejike Obinna, a 6'9 center from Enugu, Nigeria.

Evans is the number 16-ranked prospect in the state of Texas and 247sports.com ranks him as the 11th-ranked combo guard nationally.


Lee is a four-star prospect and the number 92-ranked player by Scout.com and the number 17 point guard by 247sports.com.

Obinna attends the Virginia Academy in Ashburn, Va., is a 4-star prospect by ESPN.com and Rivals.com, and is the 107th-ranked prospect in the class of 2017 by 247sports.com.

VU CAREER 3'S MADE

PLAYER, YEARS	3FGM	3FGA	PCT.
1. Shan Foster, 2005-08	367	872	.421
2. John Jenkins, 2010-12	306	699	.438
3. Ronnie McMahan, 1992-95	296	774	.382
4. Scott Draud, 1987-88, 90-91	288	657	.438
5. Frank Seckar, 1993-96	278	675	.419
6. Sam Howard, 1998-2002	238	653	.364
7. Barry Booker, 1986-89	246	535	.460
8. Drew Maddux, 1994-98	226	641	.353
9. M. Fisher-Davis, 2015-	217	523	.415
10. Mario Moore, 2003-06	197	559	.352
11. Matt Freije, 2000-04	183	515	.355
11. Rod Odom, 2010-14	183	492	.372

HEAD COACH BRYCE DREW



THE DREW FILE

High School: Valparaiso (Ind.), '94
College: Bachelor of Arts In Sports Management, Valparaiso, '98
Family: Wife, Tara, son Bryson (2)



DREW THROUGH THE YEARS

Year	School	Position	W-L	Conf.	Postseason
2017	Vanderbilt	Head Coach	13-13	6-7	-
2016	Valparaiso	Head Coach	30-7	16-2	NIT Finals
2015	Valparaiso	Head Coach	28-6	13-3	NCAA Second Round
2014	Valparaiso	Head Coach	18-16	9-7	Colleg Insider.com First Round
2013	Valparaiso	Head Coach	26-8	13-3	NCAA Second Round
2012	Valparaiso	Head Coach	22-12	14-4	NIT First Round
2011	Valparaiso	Assistant Coach	23-12	12-6	Colleg Insider.com First Round
2010	Valparaiso	Assistant Coach	15-17	10-8	-
2009	Valparaiso	Assistant Coach	9-22	5-13	-
2008	Valparaiso	Assistant Coach	22-14	9-9	College Basketball Invite 2nd Rd.
2007	Valparaiso	Assistant Coach	16-15	9-5	-
2006	Valparaiso	Assistant Coach	17-12	8-8	-
2005	Valencia (Spain)	Player	38-14		Champions League Second Round
2004	New Orleans (NBA)	Player	41-41		East 1st round
2003	New Orleans (NBA)	Player	47-35		East 1st round
2002	Charlotte (NBA)	Player	44-38		East Semifinals
2001	Chicago (NBA)	Player	15-67		-
2000	Houston (NBA)	Player	34-48		-
1999	Houston (NBA)	Player	31-19		West 1st round
1998	Valparaiso	Player	23-10	13-3	NCAA Regional Semifinals
1997	Valparaiso	Player	24-7	13-3	NCAA First Round
1996	Valparaiso	Player	22-10	13-5	NCAA First Round
1995	Valparaiso	Player	20-8	14-4	-
Head Coach Totals			137-62	71-26	
Totals at Vanderbilt (Head Coach)			13-13	6-7	
Totals at Valparaiso (Head Coach)			124-49	65-19	
Totals at Valparaiso (Assistant)			102-92	53-49	
Totals at Valparaiso (playing)			89-35	53-15	
Totals as NBA Player			212-248		

3	Three-time Horizon League Coach of the Year
25	Averaged 25 wins a year in five years at Valparaiso
27	27th coach in Vanderbilt basketball history, and ninth of the modern era.
4	Postseason appearances as a head coach, including two in the NCAA Tournament and two in the NIT.
15	Coached 15 All-Horizon League honorees.
30	Won 30 games with Valparaiso in 2015-16.
2,142	Career points scored at Valparaiso - the 2nd most in the program's history. He is also the program's leader in 3-pointers made (364) and assists (626).
2	Two-time NABC District 12 Coach of the Year
6	Played six seasons in the NBA... Two with Houston, one with Chicago, and three with Charlotte/New Orleans
1,000	Scored over 1,000 points in his NBA career.
12	Played alongside 12 NBA All-Stars
3	Played with three players named among the Top 50 NBA Players of All Time - Charles Barkley, Hakeem Olajuwon, and Scottie Pippin
18	Has won 18 or more games each season as a head coach.

VANDERBILT ATHLETIC COMMUNICATIONS

INTERVIEW POLICY

Vanderbilt head coach Bryce Drew and selected Vanderbilt players will be available to the media before practice on a weekly basis during the non-conference season, and bi-weekly during the SEC season.

The times for those media sessions will be emailed to media members in advance of those pre-practice interviews.

Media may photograph the first 20 minutes of practice. All practices are closed to the public.

POSTGAME INTERVIEW POLICY

Vanderbilt head coach Bryce Drew will enter the Memorial Gym interview room after the NCAA-mandated 10-minute cooling off period, and after the visiting team makes an appearance in the interview room.

VUCOMMODORES.COM

The official website of Vanderbilt athletics, vucommo- dore.com, includes pregame notes, season statistics, videos of press conferences and meetings with the media, live stats, twitter feeds, and streaming audio and video of everything that is Commodore athletics.

@VANDYMBB

The official Twitter feed of Vanderbilt men's basketball, follow the latest information and get breaking news on Com- modore basketball.

VU QUICK FACTS

Location Nashville, Tenn.
Founded 1873
Conference Southeastern
Enrollment 6,738
Nickname Commodores
Colors Black and Gold
Home Arena Memorial Gymnasium (14,316)
Chancellor Nicholas Zeppos
Vice Chancellor David Williams II
Faculty Rep. Dr. Susan Wentz

Athletic Communications

Men's Basketball SID Andy Boggs
Media Relations Address 2601 Jess Neely Dr.
 Nashville, TN 37212
Office Phone (615) 343-1847
E-Mail Andy.Boggs@Vanderbilt.edu

INS AND OUTS

Career Games Played

Player	Games	Starts	Cons. Starts
Luke Kornet	119	67	30
Nolan Cressler	115	55	9
Riley LaChance	94	80	26
Matthew Fisher-Davis	91	61	-
Jeff Roberson	91	75	29
Joe Toye	56	4	3
Payton Willis	26	12	0
Djery Baptiste	26	1	0
Clevo Brown	25	0	0

Double-Digit Scoring Games

Player	Career (Record)	'16-17	Cons.
Luke Kornet	52 (33-19)	20 (11-9)	6 (4-2)
Riley LaChance	47 (31-16)	12 (8-4)	1 (1-0)
M. Fisher-Davis	46 (29-17)	19 (12-7)	1 (1-0)
Jeff Roberson	37 (24-13)	17 (9-8)	-
Nolan Cressler	51	9 (6-3)	-
Joe Toye	9 (5-4)	6 (4-2)	1 (1-0)
Payton Willis	5 (4-1)	5 (4-1)	-

Double-Digit Rebounding Games

Player	Career	'16-17	Cons.
Luke Kornet	11 (10-1)	3 (2-1)	1 (1-0)
Jeff Roberson	10 (8-2)	4 (2-2)	-
M. Fisher-Davis	1 (1-0)	-	-

Double-Doubles

Player	Career	'16-17	Cons.
Luke Kornet	8 (7-1)	3 (2-1)	1 (1-0)
Jeff Roberson	8 (6-2)	3 (1-2)	-
Matthew Fisher-Davis	1 (1-0)	-	-

SEC PRESEASON POLL

Preseason Media Poll, Pts

- Kentucky
- Florida
- Texas A&M
- Georgia
- Arkansas
- Vanderbilt**
- Alabama
- South Carolina
- Ole Miss
- Mississippi State
- Auburn
- LSU
- Tennessee
- Missouri

First Team All-SEC

- Moses Kingsley* – Arkansas, F, Sr.
- J.J. Frazier – Georgia, G, Sr.
- Edrice "Bam" Adebayo – Kentucky, F, Fr.
- De'Aaron Fox – Kentucky, G, Fr.
- Tyler Davis – Texas A&M, C, So.

Second Team All-SEC

- KeVaughn Allen – Florida, G, So.
- Yante Maten – Georgia, F, Jr.
- Isaiah Briscoe – Kentucky, G, So.
- Maiik Monk – Kentucky, G, Fr.
- Antonio Blakeney – LSU, G, So.
- Quinnndary Weatherspoon – Mississippi State, G, So.

Luke Kornet – Vanderbilt, F, Sr.

SEC Player of the Year: Moses Kingsley, Arkansas

2016-17 TRENDS

Winning Opening Tip	9-9
Losing Opening Tip	4-4
VU Scores First	9-8
Opponent Scores First	4-5
Leading at Halftime	10-4
Trailing at Halftime	2-7
Tied at Halftime	1-2
Leading with Five Minutes Remaining	12-2
Trailing with Five Minutes Remaining	1-11
Tied with Five Minutes Remaining	0-0
Leading with Two Minutes Remaining	12-1
Trailing with Two Minutes Remaining	0-10
Tied with Two Minutes Remaining	1-1
Overtime	0-0
Games Decided by Three Points or Less	2-3
Games Decided by 4-10 Points	4-6
Games Decided by 11-20 Points	4-2
Games Decided by 21-plus Points	3-2
VU Shoots 50% or Better	5-1
VU Shoots 40% or Better	11-7
VU Shoots Lower Than 40%	2-6
Opponent Shoots 50% or Better	2-4
Opponent Shoots 40% or Better	8-10
Opponent Shoots Lower Than 40%	5-4
VU Outshoots Opponent	9-4
VU Outshot by Opponent	4-9
Shoot Same Percentage	0-0
VU Scores 70 Points or More	11-6
VU Scores Less Than 70 Points	2-7
VU Scores 80 Points or More	6-1
VU Scores 90 Points or More	2-0
Opponent Scores 70 Points or More	3-10
Opponent Scores Less Than 70 Points	10-3
Opponent Scores 80 Points or More	1-4
Opponent Scores 90 Points or More	0-1
Makes More 3-Pointers Than Opponent	11-7
Makes Fewer 3-Pointers Than Opponent	1-6
3-Pointers are Equal	1-0
Outrebounds Opponent	9-3
Outrebounded by Opponent	3-9
Rebounds are Equal	1-1
Playing on National TV	10-11
Playing on Regional TV	0-0
Online Only	3-2
Playing on Weekday	10-8
Playing on Weekend	3-5
Game Tips Before 6 p.m. CT (afternoons)	2-3
Game Tips After 6 p.m. CT (evenings)	11-10
In White Uniforms	5-3
In Gold Uniforms	3-2
In Black Uniforms	5-6
In Grey Uniforms	0-2
In November	4-3
In December	3-3
In January	4-5
In February	2-2
In March	0-0
Home	8-5
Neutral	1-3
Away	4-5
Conferences	
vs. Non-Conference	7-6
Big East	0-2
Ohio Valley	2-0
MEAC	1-0
Patriot League	0-1
West Coast	1-0
Big Ten	0-1
Big South	1-0
Conference USA	0-1
Southern Conference	1-0
Atlantic 10	0-1
Big 12	1-0
Vs. SEC	6-7
Lineups	
Kornet, Roberson, Fisher-Davis, LaChance, Cressler	5-4
Kornet, Baptiste, Roberson, Fisher-Davis, LaChance	0-1
Kornet, Roberson, Fisher-Davis, LaChance, Willis	6-6
Kornet, Roberson, Toye, LaChance, Cressler	2-2



LAST TIME OUT

BOX SCORE VS. TEXAS A&M



Official Basketball Box Score -- Game Totals -- Final Statistics
Texas A&M vs Vanderbilt
 02/16/17 6 p.m. at Nashville, Tenn. (Memorial Gym)



Texas A&M 67 • 13-12, 5-8 SEC

##	Player	Total		3-Ptr		Rebounds			PF	TP	A	TO	Blk	Stl	Min
		FG-FGA	FG-FGA	FT-FTA	Off	Def	Tot								
44	Robert Williams	f	5-14	0-0	3-5	7	6	13	3	13	3	1	2	0	35
10	Tonny Trocha-Morelos	c	5-13	0-6	0-1	0	5	5	0	10	2	1	1	2	33
34	Tyler Davis	c	11-18	0-0	3-5	4	2	6	4	25	1	2	0	0	28
03	Admon Gilder	g	4-14	2-7	4-4	2	6	8	2	14	5	2	0	1	40
05	JC Hampton	g	1-4	1-1	0-0	0	2	2	4	3	1	0	0	0	37
12	Chris Collins		0-1	0-1	0-0	0	2	2	4	0	1	0	1	0	18
33	Chase Carlton		0-1	0-1	0-0	0	0	0	1	0	0	0	0	0	3
42	Tavario Miller		1-2	0-0	0-0	1	3	4	2	2	0	2	0	0	6
Team						1	0	1			1				
Totals			27-67	3-16	10-15	15	26	41	20	67	13	9	4	3	200

FG % 1st Half: 15-34 44.1% 2nd half: 12-33 36.4% Game: 27-67 40.3% Deadball Rebounds 2
 3FG % 1st Half: 0-7 0.0% 2nd half: 3-9 33.3% Game: 3-16 18.8%
 FT % 1st Half: 4-7 57.1% 2nd half: 6-8 75.0% Game: 10-15 66.7%

Vanderbilt 72 • 13-13, 6-7 SEC

##	Player	Total		3-Ptr		Rebounds			PF	TP	A	TO	Blk	Stl	Min
		FG-FGA	FG-FGA	FT-FTA	Off	Def	Tot								
02	TOYE, Joe	f	3-8	1-2	6-7	2	0	2	2	13	2	1	0	0	24
11	ROBERSON, Jeff	f	3-7	1-3	0-0	2	4	6	4	7	1	0	1	0	26
03	KORNET, Luke	c	3-11	1-3	5-5	2	9	11	2	12	0	1	5	0	31
13	LACHANCE, Riley	g	3-6	2-4	4-4	0	3	3	1	12	2	2	0	1	32
24	CRESSLER, Nolan	g	2-6	1-4	0-0	1	3	4	1	5	4	1	0	1	22
01	WILLIS, Payton		1-3	0-2	1-2	0	2	2	0	3	1	0	0	1	12
05	FISHER-DAVIS, Matthe		5-10	4-8	0-0	0	3	3	2	14	1	3	0	0	30
12	BAPTISTE, Djery		1-1	0-0	0-0	0	2	2	2	2	0	0	0	0	9
15	BROWN, Clevon		1-4	0-0	2-4	1	1	2	1	4	0	1	0	0	14
Team						1	0	1							
Totals			22-56	10-26	18-22	9	27	36	15	72	11	9	6	3	200

FG % 1st Half: 12-31 38.7% 2nd half: 10-25 40.0% Game: 22-56 39.3% Deadball Rebounds 3,1
 3FG % 1st Half: 8-19 42.1% 2nd half: 2-7 28.6% Game: 10-26 38.5%
 FT % 1st Half: 3-4 75.0% 2nd half: 15-18 83.3% Game: 18-22 81.8%

Officials: Tony Greene, Joe Lindsay, Ron Groover
 Technical fouls: Texas A&M-None. Vanderbilt-None.
 Attendance: 8976

Score by periods	1st	2nd	Total
Texas A&M	34	33	67
Vanderbilt	35	37	72

Points	In Paint	Off T/O	2nd Chance	Fast Break	Bench
TAMU	42	10	14	8	2
VU	22	10	6	5	23

Last FG - TAMU 2nd-04:17, VU 2nd-02:58.
 Largest lead - TAMU by 11 1st-10:31, VU by 5 2nd-17:44.
 TAMU led for 15:03. VU led for 23:21. Game was tied for 01:31.

Score tied - 5 times.
 Lead changed - 16 times.

Team Record and Series Notes:

- ★ Vanderbilt now leads the series 7-2
- ★ Head coach Bryce Drew is now 2-0 against Texas A&M

Team Notes:

- ★ The victory brings the Commodores record to 13-13 overall and 6-7 in SEC play.
- ★ Vanderbilt led the game for 23:21 of gameplay, but never led Texas A&M by more than five points.
- ★ The Aggies lead over the Commodores grew as large as 11 with 10:31 to play in the first half, but Vanderbilt headed into halftime with a 35-34 lead.
- ★ Vanderbilt shot 10-26 (39%) from 3-point territory. It was the 13th game this season that the Commodores have knocked down 10 or more treys and the team owns an 11-2 record in those games.
- ★ The Vanderbilt defense held Texas A&M to just 3-16 (19%) from behind the arc.
- ★ Vanderbilt's bench outscored Texas A&M's by a 23-2 margin.
- ★ The lead changed hands 16 different times throughout the course of the game.

Player Notes:

- ★ Matthew Fisher-Davis led a group of four Commodores in double-figures scoring for the night with a team-high 14 points.
- ★ Joe Toye was the second-leading scorer for the Commodores with 13 points, which tied a career high.
- ★ Toye also scored 13 points earlier this season on Jan. 24 against Arkansas.
- ★ Toye shot 6-7 (86%) from the free throw line. Six makes and seven attempts were both career highs.
- ★ Luke Kornet and Riley LaChance were the other Commodores to reach double-figures scoring with 12 points apiece.
- ★ Kornet also grabbed 11 rebounds, giving him his third double-double of the season, and a season-high five blocks.
- ★ All nine players for Vanderbilt scored in the game.
- ★ Nolan Cressler was Vanderbilt's top assist man for the night with four helpers to his name.

RECAP

Nashville (AP) -- First-year coach Bryce Drew hopes his Vanderbilt Commodores can take some crucial lessons away from their first home win against a South-eastern Conference opponent in six weeks.

Luke Kornet scored 12 points and grabbed 11 rebounds as Vanderbilt rallied from an 11-point deficit in beating Texas A&M 72-67 Thursday night.

With the win, the Commodores (13-13, 6-7) snapped a four-game home skid in Southeastern Conference play. They also swept the Aggies after winning at Texas A&M 68-54 on Jan. 31.

"We did something tonight we haven't done all year," Drew said. "We came back from a deficit. We were able to get stops late, and it wasn't easy for us. We had to work to score, we had to work to find different ways to make things happen for us, and they were able to do that tonight."

Vanderbilt used its 3-point shooting prowess as the SEC's best team outside the arc to overcome the Aggies' dominance inside the paint. The Commodores also made sure they got to the free throw line — a lot. They hit 18 of 22 free throws compared to just 10 of 15 for Texas A&M.

Texas A&M coach Billy Kennedy wasn't happy that Tyler Davis only got to the line five times.

"That's hard for me to understand," Kennedy said.

Matthew Fisher-Davis scored 14 points off the bench for Vanderbilt, and Joe Toye tied his career-high with 13. Riley LaChance finished with 12.

Texas A&M (13-12, 5-8) announced before tipoff that sophomore guard DJ Hogg will miss the rest of the season with an injured foot. Davis matched his career-best with 25 points, and Robert Williams added 13 points and 13 rebounds as the Aggies outscored Vanderbilt 42-22 inside the paint.

Admon Gilder added 14 points for the Aggies, and Tonny Trocha-Morelos had 10.

Vanderbilt led 35-34 at halftime but never pushed that past five in the second half. The Aggies last led 55-54 with 9:12 left on Davis' final bucket of the game, though Trocha-Morales tied it at 65 with 4:17 to go on back-to-back buckets. They didn't hit another field goal.

"I think we wore down too," Kennedy said. "I thought we were tired, and we need to be a little bit tougher. I thought they made more tough plays in finishing sessions."

Fisher-Davis hit a jumper with 3:48 left to put Vandy ahead to stay. Kornet got his season-high fifth block on Gilder's layup with 47 seconds left, and LaChance hit a pair of free throws with 6.3 seconds left to seal the win.



Official Basketball Box Score - Game Totals - Final Statistics
Vanderbilt vs Marquette
 11/11/16 6:37 PM at Annapolis, Md. (Alumni Hall)



Vanderbilt 71 • 0-1

##	Player	Total		3-Ptr		Rebounds			PF	TP	A	TO	Blk	Stl	Min
		FG-FGA	FG-FGA	FT-FTA	Off	Def	Tot								
03	KORNET, Luke	f	4-9	1-4	6-6	0	5	5	3	15	1	3	2	0	23
11	ROBERSON, Jeff	f	3-11	1-4	2-2	4	6	10	0	9	2	5	0	1	33
05	FISHER-DAVIS, Matthe	g	4-10	2-5	2-2	0	0	0	0	12	1	4	0	0	22
13	LACHANCE, Riley	g	3-5	2-3	1-2	0	2	2	0	9	2	1	1	0	33
24	CRESSLER, Nolan	g	3-8	1-1	0-0	3	6	9	1	7	1	3	0	0	19
00	JUSTICE, Camron	g	1-5	0-3	0-0	0	2	2	0	2	3	1	0	1	19
01	WILLIS, Payton	g	1-3	0-1	1-6	1	1	2	0	3	1	0	0	1	8
02	TOYE, Joe	g	2-4	0-2	4-6	1	1	2	1	8	2	1	0	0	21
12	BAPTISTE, Djery	g	0-1	0-0	1-2	0	1	1	4	1	0	0	1	1	9
15	BROWN, Clevon	g	2-2	1-1	0-0	1	1	2	1	5	0	1	1	0	13
Team						1	1	2							
Totals			23-58	8-24	17-26	11	26	37	10	71	13	19	5	4	200

FG % 1st Half: 14-33 42.4% 2nd half: 9-25 36.0% Game: 23-58 39.7% Deadball Rebounds 4
 3FG % 1st Half: 5-13 38.5% 2nd half: 3-11 27.3% Game: 8-24 33.3%
 FT % 1st Half: 7-10 70.0% 2nd half: 10-16 62.5% Game: 17-26 65.4%

Marquette 95 • 1-0

##	Player	Total		3-Ptr		Rebounds			PF	TP	A	TO	Blk	Stl	Min
		FG-FGA	FG-FGA	FT-FTA	Off	Def	Tot								
40	FISCHER, Luke	c	7-9	0-0	4-4	3	4	7	3	18	3	0	3	2	32
00	HOWARD, Markus	g	0-2	0-0	0-0	0	0	0	4	0	2	1	0	0	11
22	REINHARDT, Katin	g	4-14	1-6	0-0	0	4	4	1	9	3	2	0	2	26
20	JOHNSON, Jajuan	g	9-13	3-5	0-0	1	3	4	3	21	3	1	1	6	29
25	CHEATHAM, Haanif	g	6-11	3-5	0-0	0	6	6	1	15	3	1	0	2	28
01	WILSON, Duane	g	4-6	1-2	0-0	0	3	3	1	9	0	2	0	0	14
05	COHEN III, Sandy	g	0-1	0-0	0-0	1	1	2	1	0	0	2	0	0	5
10	HAUSER, Sam	g	5-8	4-7	0-0	1	2	3	2	14	1	0	0	1	19
12	HELDT, Matt	g	1-1	0-0	0-1	0	1	1	4	2	0	2	0	0	3
21	CARTER, Traci	g	3-6	1-3	0-0	3	1	4	2	7	5	0	0	0	19
30	ROWSEY, Andrew	g	0-3	0-3	0-0	0	2	2	1	0	2	0	0	0	14
Team						1	2	3							
Totals			39-74	13-31	4-5	10	29	39	23	95	22	12	4	13	200

FG % 1st Half: 16-35 45.7% 2nd half: 23-39 59.0% Game: 39-74 52.7% Deadball Rebounds 0
 3FG % 1st Half: 3-12 25.0% 2nd half: 10-19 52.6% Game: 13-31 41.9%
 FT % 1st Half: 4-5 80.0% 2nd half: 0-0 0.0% Game: 4-5 80.0%

Officials: Michael Stephens, James Breeding, Les Jones
 Technical fouls: Vanderbilt-None. Marquette-None.
 Attendance: 2016 Veterans Classic

Score by periods	1st	2nd	Total
Vanderbilt	40	31	71
Marquette	39	56	95

Points	In	Off	2nd	Fast	Bench
	Paint	T/O	Chance	Break	
VU	22	11	9	2	19
MU	44	35	19	19	32

Last FG - VU 2nd-00:00, MU 2nd-01:35.
 Largest lead - VU by 1 1st-00:25, MU by 32 2nd-03:51.
 VU led for 01:23. MU led for 35:25. Game was tied for 03:12.

Score tied - 5 times.
 Lead changed - 2 times.



Official Basketball Box Score - Game Totals - Final Statistics
Belmont vs Vanderbilt
 11/15/16 8 p.m. at Nashville, Tenn. (Memorial Gym)



Belmont 66 • 0-1

##	Player	Total		3-Ptr		Rebounds			PF	TP	A	TO	Blk	Stl	Min
		FG-FGA	FG-FGA	FT-FTA	Off	Def	Tot								
32	EKEKEZE, Amanze	f	7-10	3-5	1-1	1	4	5	4	18	1	1	0	0	26
35	BRADDS, Evan	f	6-15	1-2	6-10	1	7	8	2	19	1	1	1	1	31
01	LUKE, Austin	g	2-7	1-6	0-0	0	3	3	2	5	6	0	1	1	29
03	WINDLER, Dylan	g	3-5	1-3	0-0	4	2	6	2	7	2	0	1	0	28
20	BARNETTE, Taylor	g	3-15	3-13	2-2	1	3	4	3	11	2	3	0	0	35
02	SMITH, Nick	g	1-6	0-5	0-0	1	0	1	4	2	0	0	0	1	17
11	MCCLAIN, Kevin	g	2-8	0-5	0-0	1	0	1	2	4	3	2	0	0	15
21	SAMPSON, Burton	g	0-1	0-1	0-0	0	0	0	0	0	0	0	0	0	8
24	BANKERT, Michael	g	0-0	0-0	0-0	1	1	2	0	0	0	0	0	1	5
31	LESTER, Josh	g	0-0	0-0	0-0	0	0	0	1	0	0	0	0	0	0+
41	HADDEN, Tyler	g	0-1	0-1	0-0	0	0	0	3	0	0	0	0	0	4
50	ADELSPERGER, Seth	g	0-0	0-0	0-0	0	1	1	0	0	0	0	0	0	2
Team						0	2	2							
Totals			24-68	9-41	9-13	10	23	33	23	66	15	9	2	4	200

FG % 1st Half: 9-30 30.0% 2nd half: 15-38 39.5% Game: 24-68 35.3% Deadball Rebounds 3
 3FG % 1st Half: 1-8 5.6% 2nd half: 8-23 34.8% Game: 9-41 22.0%
 FT % 1st Half: 2-2 100.0% 2nd half: 7-11 63.6% Game: 9-13 69.2%

Vanderbilt 80 • 1-1

##	Player	Total		3-Ptr		Rebounds			PF	TP	A	TO	Blk	Stl	Min
		FG-FGA	FG-FGA	FT-FTA	Off	Def	Tot								
03	KORNET, Luke	f	4-9	0-0	12-16	2	5	7	1	20	2	3	3	0	29
11	ROBERSON, Jeff	f	4-8	2-4	0-0	2	6	8	5	10	4	1	0	0	33
05	FISHER-DAVIS, Matthe	g	4-10	3-6	5-5	0	3	3	0	16	0	2	0	0	34
13	LACHANCE, Riley	g	1-3	1-1	2-2	0	3	3	0	5	4	1	0	0	24
24	CRESSLER, Nolan	g	2-5	1-2	0-0	1	4	5	3	5	3	0	0	1	28
00	JUSTICE, Camron	g	1-2	1-1	0-0	0	1	1	0	3	0	1	0	0	6
01	WILLIS, Payton	g	3-5	1-3	3-4	1	0	1	1	10	0	2	0	1	16
02	TOYE, Joe	g	1-3	0-1	1-2	0	6	6	0	3	0	1	0	0	14
12	BAPTISTE, Djery	g	3-5	0-0	2-2	0	3	3	4	8	0	2	0	0	11
15	BROWN, Clevon	g	0-0	0-0	0-0	0	0	0	1	0	0	0	1	0	5
Team						1	3	4							
Totals			23-50	9-18	25-31	7	34	41	15	80	13	14	4	2	200

FG % 1st Half: 14-26 53.8% 2nd half: 9-24 37.5% Game: 23-50 46.0% Deadball Rebounds 3,1
 3FG % 1st Half: 6-9 66.7% 2nd half: 3-9 33.3% Game: 9-18 50.0%
 FT % 1st Half: 2-4 50.0% 2nd half: 23-27 85.2% Game: 25-31 80.6%

Officials: Olandis Poole, Bart Lenox, Jason Baker
 Technical fouls: Belmont-None. Vanderbilt-None.
 Attendance: 9116

Score by periods	1st	2nd	Total
Belmont	21	45	66
Vanderbilt	36	44	80

Points	In	Off	2nd	Fast	Bench
	Paint	T/O	Chance	Break	
BEL	28	8	7	3	6
VU	24	3	12	3	24

Last FG - BEL 2nd-00:56, VU 2nd-01:17.
 Largest lead - BEL by 2 1st-19:45, VU by 16 1st-01:41.
 BEL led for 00:15. VU led for 39:30. Game was tied for 00:15.

Score tied - 0 times.
 Lead changed - 1 time.



Official Basketball Box Score - Game Totals - Final Statistics
Norfolk State vs Vanderbilt
 11/18/16 7 p.m. at Nashville, Tenn. (Memorial Gym)



Norfolk State 52 • 2-2

##	Player	Total		3-Ptr		Rebounds			PF	TP	A	TO	Blk	Stl	Min
		FG-FGA	FG-FGA	FT-FTA	Off	Def	Tot								
22	LONG, Alex	f	1-9	0-0	1-2	2	3	5	3	3	0	3	0	0	20
05	GELLINEAU, Bryan	c	0-1	0-0	0-0	0	1	1	3	0	0	4	1	0	12
02	ROBINSON, Zaynah	g	2-8	0-1	2-2	0	2	2	1	6	1	0	1	0	30
03	WADE, Jonathan	g	6-14	1-4	7-9	2	6	8	2	20	0	2	0	1	36
04	GOSS, Micah	g	1-6	1-4	0-0	0	1	1	1	3	0	0	0	0	16
00	WARD, Carrington	g	2-10	0-1	0-0	1	2	3	0	4	1	1	0	1	22
13	ALLEN, Stavian	g	0-0	0-0	0-0	0	2	2	3	0	0	0	0	0	8
20	BROWN, Alex	g	0-1	0-0	0-0	0	0	0	0	0	0	0	0	0	7
24	WILLIAMS, Kyle	g	0-1	0-1	0-0	0	0	0	0	0	0	0	0	0	11
44	ROBINSON, Dan	g	3-5	0-0	1-1	3	1	4	4	7	0	0	0	0	22
45	BUTLER, Jordan	g	3-5	0-0	3-6	2	2	4	4	9	0	2	0	0	16
Team						3	3	6							
Totals			18-60	2-11	14-20	13	23	36	21	52					



Official Basketball Box Score -- Game Totals -- Final Statistics
Vanderbilt vs Butler
 11/24/16 5:00pm at Orleans Arena, Las Vegas, NV



Vanderbilt 66 • 2-3

#	Player	Total		3-Ptr		Rebounds			PF	TP	A	TO	Blk	Stl	Min
		FG-FGA	FT-FTA	FG-FGA	FT-FTA	Off	Def	Tot							
03	KORNET, Luke	2-11	1-5	0-0	1	4	5	3	5	1	4	2	0	28	
11	ROBERSON, Jeff	3-5	0-2	5-6	0	4	4	4	11	1	2	1	1	25	
12	BAPTISTE, Djery	1-3	0-0	0-0	1	1	2	3	2	0	2	0	0	17	
05	FISHER-DAVIS, Matthe	1-3	0-2	0-0	1	2	3	0	2	0	0	0	1	11	
13	LACHANCE, Riley	2-6	1-2	2-2	1	3	4	3	7	6	2	0	0	34	
00	JUSTICE, Camron	0-2	0-1	1-2	0	1	1	2	1	1	0	0	0	10	
01	WILLIS, Payton	5-8	2-5	5-6	1	2	3	2	17	2	2	1	0	27	
02	TOYE, Joe	3-5	0-1	1-2	0	2	2	4	7	0	1	0	1	14	
15	BROWN, Clevon	2-4	2-2	0-0	2	2	4	2	6	0	1	0	0	16	
20	MCGLOIN, Phillip	0-0	0-0	0-0	0	0	0	1	0	0	0	0	0	0+	
24	CRESSLER, Nolan	3-5	1-2	1-1	0	3	3	5	8	0	2	0	2	18	
	Team				1	1	2								
	Totals	22-52	7-22	15-19	8	25	33	29	66	11	16	4	5	200	

FG % 1st Half: 11-28 39.3% 2nd half: 11-24 45.8% Game: 22-52 42.3%
 3FG % 1st Half: 4-12 33.3% 2nd half: 3-10 30.0% Game: 7-22 31.8%
 FT % 1st Half: 8-10 80.0% 2nd half: 7-9 77.8% Game: 15-19 78.9%

Butler 76 • 5-0

#	Player	Total		3-Ptr		Rebounds			PF	TP	A	TO	Blk	Stl	Min
		FG-FGA	FT-FTA	FG-FGA	FT-FTA	Off	Def	Tot							
04	WIDEMAN, Tyler	1-4	0-0	6-6	6	1	7	2	8	1	3	0	0	27	
30	MARTIN, Kelan	3-12	1-5	7-10	0	3	3	4	14	2	2	0	3	30	
45	CHRABASCZ, Andrew	3-7	2-3	4-4	3	7	10	2	12	3	1	0	1	37	
00	WOODSON, Avery	2-6	1-4	0-0	0	4	4	2	5	2	0	0	0	17	
01	LEWIS, Tyler	4-9	1-4	6-10	0	2	2	0	15	4	2	0	0	30	
03	BALDWIN, Kamar	5-7	2-3	0-0	0	1	1	3	12	1	1	0	1	27	
11	SAVAGE, Kethan	1-1	0-0	0-2	0	1	1	0	2	0	0	0	0	6	
00	BADDLEY, Henry	0-0	0-0	0-0	0	0	0	0	0	0	0	0	0	2	
22	McDERMOTT, Sean	2-6	2-6	1-2	1	5	6	4	7	1	2	0	0	20	
51	FOWLER, Nate	0-0	0-0	1-2	2	0	2	0	1	0	1	1	1	4	
	Team				0	0	0								
	Totals	21-52	9-25	25-36	12	24	36	17	76	14	12	1	6	200	

FG % 1st Half: 10-23 43.5% 2nd half: 11-29 37.9% Game: 21-52 40.4%
 3FG % 1st Half: 7-13 53.8% 2nd half: 2-12 16.7% Game: 9-25 36.0%
 FT % 1st Half: 14-17 82.4% 2nd half: 11-19 57.9% Game: 25-36 69.4%

Officials: Duke Edsall, Rick Randall, Ed Crenshaw
 Technical fouls: Vanderbilt-TEAM, Butler-None.
 Attendance:

Score by periods	1st	2nd	Total
Vanderbilt	34	32	66
Butler	41	35	76

	In	Off	2nd	Fast	Bench
Points	Paint	T/O	Chance	Break	
VU	30	10	8	2	39
BUT	24	21	10	4	22

Last FG - VU 2nd-00:07, BUT 2nd-01:33.
 Largest lead - VU by 4 1st-18:04, BUT by 12 2nd-01:33.
 VU led for 06:14. BUT led for 33:02. Game was tied for 00:44.
 Score tied - 3 times.
 Lead changed - 5 times.



Official Basketball Box Score -- Game Totals -- Final Statistics
Santa Clara vs Vanderbilt
 11/25/16 5:00 PM at Orleans Arena, Las Vegas, NV



Santa Clara 66 • 3-4

#	Player	Total		3-Ptr		Rebounds			PF	TP	A	TO	Blk	Stl	Min
		FG-FGA	FT-FTA	FG-FGA	FT-FTA	Off	Def	Tot							
03	JADERSTEN, Henrik	2-6	1-5	0-0	0	5	5	2	5	1	0	0	0	36	
04	PUGH, Jarvis	3-7	0-2	2-2	0	5	5	2	8	1	2	0	0	37	
12	HAUSER, Matt	2-8	0-3	0-0	0	3	3	2	4	4	0	0	0	37	
23	BROWNDRIDGE, Jared	10-15	4-9	12-13	0	1	1	0	36	2	1	1	0	36	
43	KRATCH, Nate	4-9	1-2	0-0	0	3	3	4	9	0	1	0	0	27	
01	WARDLOW, Evan	0-0	0-0	0-0	0	0	0	2	0	0	1	0	0	7	
10	HEALY, Kai	1-2	0-0	0-0	0	0	0	3	2	0	1	0	0	11	
22	HUBBARD, Matt	0-0	0-0	0-0	1	0	1	4	0	0	2	0	0	5	
35	LEWIS, Tony	1-2	0-0	0-0	0	1	1	1	2	0	1	0	0	4	
	Team				0	2	2								
	Totals	23-49	6-21	14-15	1	20	21	20	66	8	9	1	0	200	

FG % 1st Half: 10-24 41.7% 2nd half: 13-25 52.0% Game: 23-49 46.9%
 3FG % 1st Half: 3-13 23.1% 2nd half: 3-8 37.5% Game: 6-21 28.6%
 FT % 1st Half: 0-0 0.0% 2nd half: 14-15 93.3% Game: 14-15 93.3%

Vanderbilt 76 • 3-3

#	Player	Total		3-Ptr		Rebounds			PF	TP	A	TO	Blk	Stl	Min
		FG-FGA	FT-FTA	FG-FGA	FT-FTA	Off	Def	Tot							
01	WILLIS, Payton	2-5	1-4	0-0	1	3	4	0	5	8	4	0	0	32	
03	KORNET, Luke	4-9	1-3	9-10	1	5	6	3	18	0	3	1	0	30	
05	FISHER-DAVIS, Matthe	4-9	3-6	3-3	0	2	2	2	14	2	2	0	0	35	
11	ROBERSON, Jeff	4-8	3-5	1-4	0	4	4	2	12	1	4	0	0	32	
13	LACHANCE, Riley	6-7	5-6	0-0	0	4	4	4	17	6	0	0	1	32	
02	TOYE, Joe	1-2	1-1	0-0	0	0	0	0	3	1	0	0	0	9	
12	BAPTISTE, Djery	2-2	0-0	0-0	0	0	0	3	4	0	0	0	0	10	
15	BROWN, Clevon	0-3	0-2	0-0	1	2	3	0	0	0	0	0	0	8	
24	CRESSLER, Nolan	1-3	1-1	0-0	2	1	3	1	3	0	0	0	0	12	
	Team				2	4	6								
	Totals	24-48	15-28	13-17	7	25	32	15	76	18	13	1	1	200	

FG % 1st Half: 14-26 53.8% 2nd half: 10-22 45.5% Game: 24-48 50.0%
 3FG % 1st Half: 10-16 62.5% 2nd half: 5-12 41.7% Game: 15-28 53.6%
 FT % 1st Half: 3-6 50.0% 2nd half: 10-11 90.9% Game: 13-17 76.5%

Officials: Rick Randall, Ed Crenshaw, John St. Clair
 Technical fouls: Santa Clara-None. Vanderbilt-None.
 Attendance:

Score by periods	1st	2nd	Total
Santa Clara	23	43	66
Vanderbilt	41	35	76

	In	Off	2nd	Fast	Bench
Points	Paint	T/O	Chance	Break	
SCU	22	14	2	0	4
VU	14	5	3	2	10

Last FG - SCU 2nd-00:24, VU 2nd-01:21.
 Largest lead - SCU None, VU by 18 1st-00:02.
 SCU led for 00:00. VU led for 39:43. Game was tied for 00:17.
 Score tied - 0 times.
 Lead changed - 0 times.



Official Basketball Box Score -- Game Totals -- Final Statistics
Tennessee State vs Vanderbilt
 11/29/16 7:00 pm at Nashville, Tenn. (Memorial Gym)



Tennessee State 59 • 6-1

#	Player	Total		3-Ptr		Rebounds			PF	TP	A	TO	Blk	Stl	Min
		FG-FGA	FT-FTA	FG-FGA	FT-FTA	Off	Def	Tot							
04	HAMILTON, K.	7-12	3-5	2-5	3	1	4	2	19	0	4	1	0	26	
33	MARTIN, Wayne	2-5	0-1	1-2	1	3	4	2	5	0	4	0	0	28	
03	REED, Jordan	2-5	0-0	2-6	2	2	4	4	6	2	1	2	29		
05	McCALL, Tahjere	1-3	0-0	6-10	0	0	0	5	8	3	0	0	1	20	
14	REDDICK, Darreon	5-14	2-3	0-0	0	0	0	0	12	0	0	0	0	28	
00	CHANEY, Armani	1-3	0-1	0-0	0	2	2	2	2	2	2	0	0	22	
01	SPENCER, Delano	2-7	2-5	0-0	0	0	0	2	6	1	1	0	0	22	
15	WILLIAMS, Xavier	0-0	0-0	0-0	0	1	1	0	0	0	0	0	0	3	
21	MKEOWULU, Christian	0-0	0-0	1-2	1	0	1	3	1	0	2	1	0	19	
23	EVERETT, A'Torey	0-0	0-0	0-0	0	0	0	0	0	0	0	0	0	3	
	Team				2	2	4								
	Totals	20-49	7-15	12-25	9	11	20	20	59	8	14	3	3	200	

FG % 1st Half: 9-27 33.3% 2nd half: 11-22 50.0% Game: 20-49 40.8%
 3FG % 1st Half: 2-7 28.6% 2nd half: 5-8 62.5% Game: 7-15 46.7%
 FT % 1st Half: 2-6 33.3% 2nd half: 10-19 52.6% Game: 12-25 48.0%

Vanderbilt 83 • 4-3

#	Player	Total		3-Ptr		Rebounds			PF	TP	A	TO	Blk	Stl	Min
		FG-FGA	FT-FTA	FG-FGA	FT-FTA	Off	Def	Tot							
11	ROBERSON, Jeff	5-10	2-4	1-2	0	5	5	3	13	0	4	0	2	31	
03	KORNET, Luke	2-4	0-1	8-8	3	3	6	2	12	1	3	2	1	28	
01	WILLIS, Payton	2-4	1-3	4-4	1	1	2	3	9	3	3	0	0	23	
05	FISHER-DAVIS, Matthe	6-10	2-5	8-11	2	3	5	2	22	1	2	0	2	29	
13	LACHANCE, Riley	4-6	4-6	0-0	1	1	2	2	12	5	0	0	0	33	
00	JUSTICE, Camron	0-2	0-1	1-3	0	0	0	2	1	1	0	0	1	5	
02	TOYE, Joe	2-3	0-0	1-2	1	1	2	1	5	0	1	0	0	11	
12	BAPTISTE, Djery	2-2	0-0	0-0	1	2	3	2	4	0	1	1	0	11	
15	BROWN, Clevon	0-3	0-2	0-0	2	0	2	1	0	0	2	0	0	10	
24	CRESSLER, Nolan	2-2	1-1	0-0	0	5	5	1	5	1	2	0	0	19	
	Team				2	5	7								
	Totals	25-46	10-23	23-30	13	26	39	19	83	12	19	3	6	200	

FG % 1st Half: 14-23 60.9% 2nd half: 11-23 47.8% Game: 25-46 54.3%
 3FG % 1st Half: 5-11 45.5% 2nd half: 5-12 41.7% Game: 10-23 43.5%
 FT % 1st Half: 10-13 76.9% 2nd half: 13-17 76.5% Game: 23-30 76.7%

Officials: Anthony Jordan, Joe Lindsay, Chuck Jones
 Technical fouls: Tennessee State-REED, Jordan. Vanderbilt-None.
 Attendance: 8445



Official Basketball Box Score - Game Totals - Final Statistics
High Point vs Vanderbilt
 12/06/16 7 p.m. at Nashville, Tenn. (Memorial Gym)



High Point 63 • 4-5

#	Player	Total		3-Ptr		Rebounds			PF	TP	A	TO	Blk	Stl	Min
		FG-FGA	FG-FGA	FT-FTA	FT-FTA	Off	Def	Tot							
25	MADISON, Ricky	f	0-0	0-0	2-2	0	0	0	5	2	1	3	0	1	20
33	BOWMAN JR, Miles	f	5-10	2-3	10-12	3	3	6	1	22	1	2	1	0	27
02	WHITE, Austin	g	2-3	1-1	0-0	0	1	1	1	5	3	1	0	1	20
03	WRIGHT, Jamal	g	4-4	4-4	0-0	0	4	4	3	12	1	6	0	0	30
22	FOX, Andre	g	1-8	1-2	0-0	0	2	2	0	3	0	2	0	0	24
04	WILLIAMS, Jalen	g	0-1	0-0	0-0	0	0	0	0	0	1	2	0	0	16
10	THOMPSON, Tarique	g	2-3	1-1	0-0	0	1	1	3	5	0	1	0	1	20
14	VARGO, Luke	g	1-1	1-1	0-0	0	0	0	0	3	1	0	0	0	10
24	LINDAUER, Anthony	g	4-10	2-2	1-2	0	3	3	4	11	3	2	0	2	27
34	WHITEHEAD, Jordan	g	0-0	0-0	0-0	0	1	1	0	0	0	0	0	0	3
35	GOODING, Dexter	g	0-1	0-1	0-0	0	1	1	0	0	1	0	0	0	3
	Team					1	1	2							
	Totals		19-41	12-15	13-16	4	17	21	17	63	12	19	1	5	200

FG % 1st Half: 14-25 56.0% 2nd half: 5-16 31.3% Game: 19-41 46.3% Deadball Rebounds 1
 3FG % 1st Half: 8-9 88.9% 2nd half: 4-6 66.7% Game: 12-15 80.0%
 FT % 1st Half: 6-7 85.7% 2nd half: 7-9 77.8% Game: 13-16 81.3%

Vanderbilt 90 • 5-4

#	Player	Total		3-Ptr		Rebounds			PF	TP	A	TO	Blk	Stl	Min
		FG-FGA	FG-FGA	FT-FTA	FT-FTA	Off	Def	Tot							
05	FISHER-DAVIS, Matthe	f	6-10	4-8	3-4	0	3	3	0	19	3	1	1	0	29
11	ROBERSON, Jeff	f	5-8	4-7	0-0	0	3	3	2	14	2	2	0	0	25
03	KORNET, Luke	c	3-8	0-2	2-2	0	3	3	4	8	1	1	1	1	23
01	WILLIS, Payton	g	4-5	3-4	2-2	0	2	2	2	13	4	1	1	1	23
13	LACHANCE, Riley	g	4-4	4-4	2-2	0	2	2	2	14	7	1	0	2	29
00	JUSTICE, Camron	g	1-1	0-0	1-1	0	1	1	0	3	0	1	0	1	6
02	TOYE, Joe	g	1-5	1-2	3-4	2	3	5	1	6	1	1	0	0	18
12	BAPTISTE, Djery	g	0-0	0-0	0-0	0	1	1	2	0	0	1	0	0	14
15	BROWN, Clevon	g	1-2	1-2	0-0	0	0	0	2	3	0	1	1	0	11
20	MCGLOIN, Phillip	g	0-0	0-0	0-0	0	0	0	0	0	0	0	0	0	0+
24	CRESSLER, Nolan	g	4-7	2-3	0-0	2	2	4	1	10	5	3	0	3	22
	Team					2	0	2							
	Totals		29-50	19-32	13-15	6	20	26	16	90	23	13	3	8	200

FG % 1st Half: 16-27 59.3% 2nd half: 13-23 56.5% Game: 29-50 58.0% Deadball Rebounds 0
 3FG % 1st Half: 12-19 63.2% 2nd half: 7-13 53.8% Game: 19-32 59.4%
 FT % 1st Half: 6-6 100.0% 2nd half: 7-9 77.8% Game: 13-15 86.7%

Officials: John Hampton, Terry Moore, Nathan Bemis
 Technical fouls: High Point-None. Vanderbilt-None.
 Attendance: 8288

Score by periods	1st	2nd	Total
High Point	42	21	63
Vanderbilt	50	40	90

Points	In	Off	2nd	Fast	Bench
HPU	10	11	5	0	19
VU	12	33	8	10	22

Last FG - HPU 2nd-00:58, VU 2nd-01:26.
 Largest lead - HPU by 7 1st-14:13, VU by 30 2nd-03:40.
 HPU led for 04:34, VU led for 34:14. Game was tied for 01:11.

Score tied - 0 times.
 Lead changed - 4 times.



Official Basketball Box Score - Game Totals - Final Statistics
Vanderbilt vs Middle Tennessee
 12/08/16 6:35 p.m. at Murfreesboro, Tenn.



Vanderbilt 48 • 5-5

#	Player	Total		3-Ptr		Rebounds			PF	TP	A	TO	Blk	Stl	Min
		FG-FGA	FG-FGA	FT-FTA	FT-FTA	Off	Def	Tot							
03	KORNET, Luke	f	3-13	0-2	2-2	2	3	5	1	8	1	1	1	0	28
11	ROBERSON, Jeff	f	4-12	1-5	2-5	1	7	8	1	11	0	3	0	1	32
01	WILLIS, Payton	g	0-1	0-1	2-2	0	2	2	1	2	2	1	0	0	16
05	FISHER-DAVIS, Matthe	g	4-13	3-7	2-2	0	3	3	1	13	1	4	0	1	36
13	LACHANCE, Riley	g	1-4	0-2	0-0	0	4	4	2	2	2	3	0	0	34
02	TOYE, Joe	g	1-2	1-1	0-0	0	1	1	0	3	1	1	0	0	8
12	BAPTISTE, Djery	g	0-0	0-0	0-0	0	0	0	0	0	0	0	0	0	3
15	BROWN, Clevon	g	3-4	0-0	0-0	1	3	4	1	6	1	0	1	0	17
24	CRESSLER, Nolan	g	1-4	0-1	1-2	0	2	2	3	3	1	0	0	1	26
	Team					1	3	4							
	Totals		17-53	5-19	9-13	5	28	33	10	48	9	13	2	3	200

FG % 1st Half: 9-28 32.1% 2nd half: 8-25 32.0% Game: 17-53 32.1% Deadball Rebounds 2
 3FG % 1st Half: 4-13 30.8% 2nd half: 1-6 16.7% Game: 5-19 26.3%
 FT % 1st Half: 1-2 50.0% 2nd half: 8-11 72.7% Game: 9-13 69.2%

Middle Tennessee 71 • 9-1

#	Player	Total		3-Ptr		Rebounds			PF	TP	A	TO	Blk	Stl	Min
		FG-FGA	FG-FGA	FT-FTA	FT-FTA	Off	Def	Tot							
22	WILLIAMS, JaCorey	f	6-9	0-0	1-2	0	10	10	2	13	0	1	0	1	31
30	UPSHAW, Reggie	f	7-12	0-2	0-2	1	5	6	2	14	5	1	1	3	35
00	DIXON, Tyrik	g	1-4	0-1	0-0	1	5	6	1	2	2	3	0	1	23
11	SIMPSON, Edward	g	1-5	1-5	0-0	0	1	1	1	3	6	1	0	2	29
20	POTTS, Giddy	g	10-17	4-9	3-3	1	8	9	2	27	1	0	0	3	34
01	WALTERS, Brandon	g	1-4	0-0	0-0	1	1	2	1	2	1	0	1	0	10
02	JOHNSON, Antwan	g	0-4	0-3	3-4	1	1	2	0	3	0	0	0	0	9
04	HABERSHAM, Xavier	g	2-5	2-3	0-0	0	1	1	1	6	0	0	0	0	21
14	MILLER, Chase	g	0-0	0-0	0-0	0	0	0	0	0	0	0	1	0	2
24	COPELAND, Quavius	g	0-0	0-0	0-0	0	0	0	0	0	0	0	0	0	2
25	GAMBLE, Karl	g	0-1	0-1	1-2	0	0	0	2	1	0	0	0	0	2
45	FOOTE, Aldonis	g	0-0	0-0	0-0	0	0	0	2	0	0	0	0	0	2
	Team					2	0	2							
	Totals		28-61	7-24	8-13	7	32	33	14	71	15	6	3	10	200

FG % 1st Half: 12-29 41.4% 2nd half: 16-32 50.0% Game: 28-61 45.9% Deadball Rebounds 3,1
 3FG % 1st Half: 4-13 30.8% 2nd half: 3-11 27.3% Game: 7-24 29.2%
 FT % 1st Half: 3-6 50.0% 2nd half: 5-7 71.4% Game: 8-13 61.5%

Officials: Ray Natili, Patrick Adams, Roger Ayers
 Technical fouls: Vanderbilt-None. Middle Tennessee-None.
 Attendance: 9606

Score by periods	1st	2nd	Total
Vanderbilt	23	25	48
Middle Tennessee	31	40	71

Points	In	Off	2nd	Fast	Bench
VU	22	4	6	0	12
MT	28	17	3	16	12

Last FG - VU 2nd-05:23, MT 2nd-01:52.
 Largest lead - VU by 4 1st-16:01, MT by 26 2nd-06:51.
 VU led for 04:39, MT led for 34:03. Game was tied for 01:18.

Score tied - 2 times.
 Lead changed - 3 times.



Official Basketball Box Score - Game Totals - Final Statistics
Chattanooga vs Vanderbilt
 12/17/16 7:30 p.m. at Nashville, Tenn. (Memorial Gym)



Chattanooga 74 • 8-3

#	Player	Total		3-Ptr		Rebounds			PF	TP	A	TO	Blk	Stl	Min
		FG-FGA	FG-FGA	FT-FTA	FT-FTA	Off	Def	Tot							
05	Justin Tuoyo	f	6-10	0-0	0-1	7	2	9	4	12	2	4	2	0	27
23	Tre' McLean	f	3-9	1-3	3-3	0	6	6	3	10	0	2	0	1	34
01	Greg Pryor	g	4-7	1-4	3-5	0	3	3	1	12	5	1	0	0	37
04	J. Burroughs-Cook	g	4-11	0-1	3-4	1	1	2	4	11	0	1	0	1	29
24	Casey Jones	g	8-11	0-0	0-2	1	2	3	2	16	1	3	0	0	26
02	Rodney Chatman	g	0-0	0-0	0-0	0	0	0	3	0	1	1	0	0	9
03	Nat Dixon	g	1-1	0-0	0-0	0	1	1	2	2	1	0	0	0	14
11	Makale Foreman	g	1-1	1-1	0-0	0	0	0	1	3	0	0	0	0	7
21	Makinde London	g	2-4	0-2	4-4	0	6	6	4	8	1	1	1	1	17
	Team					2	1	3							
	Totals		29-54	3-11	13-19	11	22	33	24	74	11	14	3	3	200

FG % 1st Half: 14-31 45.2% 2nd half: 15-23 65.2% Game: 29-54 53.7% Deadball Rebounds 1
 3FG % 1st Half: 2-7 28.6% 2nd half: 1-4 25.0% Game: 3-11 27.3%
 FT % 1st Half: 8-10 80.0% 2nd half: 5-9 55.6% Game: 13-19 68.4%

Vanderbilt 76 • 6-5

#	Player	Total		3-Ptr		Rebounds			PF	TP	A	TO	Blk	Stl	Min
		FG-FGA	FG-FGA	FT-FTA	FT-FTA	Off	Def	Tot							
05	FISHER-DAVIS, Matthe	f	4-14	1-7	9-9	1	6	7	3	18	2	2	0	0	37
11	ROBERSON, Jeff	f	4-10	1-4	2-2	2	3	5	3	11	2	1	2	0	35
03	KORNET, Luke	c	5-10	3-6	5-6	0	4	4	2	18	2	2	2	2	35
01	WILLIS, Payton	g	3-6	0-1	1-2	2	2	4	1	7	3	1	0	0	28
13	LACHANCE, Riley	g	1-2	1-2	4-4	1	0	1	3	7	4	1	0	0	22
02	TOYE, Joe	g	3-5	0-0	4-4	0	2	2	3	10	2	1	0	0	19
12	BAPTISTE, Djery	g	2-2	0-0	0-0	1	1	2	1	4	0	1	0	0	5
15	BROWN, Clevon	g	0-0	0-0	1-2	0	1	1	1	1	0	1			



Official Basketball Box Score - Game Totals - Final Statistics
Vanderbilt vs LSU
 12/29/16 8:00 PM at Baton Rouge, La. (Maravich Center)



Vanderbilt 96 • 7-6 (1-0 SEC)

#	Player	Total		3-Ptr	Rebounds			PF	TP	A	TO	Blk	Stl	Min	
		FG-FGA	FT-FTA		Off	Def	Tot								
03	KORNET, Luke	f	5-7	2-4	2-2	1	3	4	3	14	2	0	0	2	33
11	ROBERSON, Jeff	f	2-8	0-3	2-3	5	6	11	2	6	6	3	1	2	37
01	WILLIS, Payton	g	4-7	3-6	0-0	0	0	0	1	11	2	3	0	2	22
05	FISHER-DAVIS, Matthe	g	5-13	4-9	9-12	0	4	4	2	23	0	2	0	0	29
13	LACHANCE, Riley	g	8-13	4-7	4-5	0	1	1	1	24	5	1	0	1	36
02	TOYE, Joe	g	3-5	2-2	0-0	0	2	2	3	8	1	0	0	1	11
12	BAPTISTE, Djery	g	0-1	0-0	0-0	1	0	1	2	0	0	0	0	0	9
24	CRESSLER, Nolan	g	4-4	1-1	1-2	1	2	3	1	10	2	1	0	1	23
Team						1	2	3			1				
Totals			31-58	16-32	18-24	9	20	29	15	96	18	11	1	9	200

FG % 1st Half: 16-32 50.0% 2nd half: 15-26 57.7% Game: 31-58 53.4%
 3FG % 1st Half: 8-16 50.0% 2nd half: 8-16 50.0% Game: 16-32 50.0%
 FT % 1st Half: 5-5 100.0% 2nd half: 13-19 68.4% Game: 18-24 75.0%

LSU 89 • 8-4 (0-1 SEC)

#	Player	Total		3-Ptr	Rebounds			PF	TP	A	TO	Blk	Stl	Min	
		FG-FGA	FT-FTA		Off	Def	Tot								
01	REATH, Duop	f	2-4	0-0	1-2	0	2	2	2	5	0	6	2	1	32
21	EPPS, Aaron	f	1-3	0-0	1-2	1	3	4	5	3	1	3	0	0	22
00	SAMPSON, Brandon	g	4-7	4-5	0-0	0	1	1	1	12	1	4	0	1	24
02	BLAKENEY, Antonio	g	8-13	2-6	6-7	1	6	7	0	24	2	1	1	1	33
04	MAYS, Skylar	g	3-4	3-3	2-2	1	1	2	1	11	4	0	0	0	18
03	ROBINSON III, Elbert	g	0-0	0-0	0-0	0	0	0	1	0	0	0	0	0	4
10	JENKINS, Brandon	g	2-6	1-3	0-2	0	1	1	3	5	2	0	0	0	19
11	PATTERSON, Jalyn	g	4-7	3-5	0-0	0	3	3	1	11	6	0	0	2	26
20	BRIDGEWATER, Brian	g	2-2	0-0	0-0	1	0	1	2	4	0	0	0	0	2
44	SIMS, Wayde	g	5-8	4-6	0-1	1	5	6	1	14	2	1	0	2	20
Team						1	1	2							
Totals			31-54	17-28	10-16	6	23	29	17	89	18	15	3	7	200

FG % 1st Half: 13-25 52.0% 2nd half: 18-29 62.1% Game: 31-54 57.4%
 3FG % 1st Half: 9-13 69.2% 2nd half: 8-15 53.3% Game: 17-28 60.7%
 FT % 1st Half: 7-8 87.5% 2nd half: 3-8 37.5% Game: 10-16 62.5%

Officials: Anthony Jordan, Mike Nance, Ron Groover
 Technical fouls: Vanderbilt-None. LSU-None.
 Attendance: 7853

Score by periods	1st	2nd	Total
Vanderbilt	45	51	96
LSU	42	47	89

Points	In	Off	2nd	Fast	Bench
Paint	Paint	T/O	Chance	Break	
VU	24	30	12	0	18
LSU	22	18	7	4	34

Last FG - VU 2nd-01:49, LSU 2nd-00:31.
 Largest lead - VU by 20 2nd-09:05, LSU by 3 1st-16:59.
 VU led for 36:06. LSU led for 02:34. Game was tied for 01:20.

Score tied - 4 times.
 Lead changed - 4 times.



Official Basketball Box Score - Game Totals - Final Statistics
Auburn vs Vanderbilt
 01/04/17 6 p.m. at Nashville, Tenn. (Memorial Gym)



Auburn 61 • 10-4, 0-2 SEC

#	Player	Total		3-Ptr	Rebounds			PF	TP	A	TO	Blk	Stl	Min	
		FG-FGA	FT-FTA		Off	Def	Tot								
03	Purifoy, Danjel	f	3-13	2-6	2-2	1	3	4	2	10	3	2	0	3	31
50	Wiley, Austin	c	3-8	0-0	0-0	4	0	4	3	6	0	0	0	0	12
01	Harper, Jared	g	7-15	3-6	2-2	0	1	1	1	19	2	1	0	1	32
05	Heron, Mustapha	g	3-13	0-3	7-7	0	6	6	0	13	1	2	0	1	31
23	Lang, TJ	g	0-3	0-2	0-0	2	3	5	3	0	0	0	1	0	17
00	Spencer, Horace	g	1-1	0-0	0-0	1	1	2	2	2	0	1	1	0	14
02	Brown, Bryce	g	1-3	1-3	0-0	0	0	0	2	3	0	1	0	1	12
04	Dunans, T.J.	g	2-8	0-1	0-2	1	4	5	2	4	1	4	1	2	23
12	Smith, LaRon	g	0-0	0-0	0-0	0	2	2	2	0	0	0	0	0	9
24	McLemore, Anfernee	g	2-4	0-0	0-0	3	3	6	0	4	0	1	1	0	15
35	Johnson, Ronnie	g	0-0	0-0	0-0	0	0	0	1	0	1	0	0	0	4
Team						0	2	2							
Totals			22-68	6-21	11-13	12	25	37	18	61	8	12	4	8	200

FG % 1st Half: 9-29 31.0% 2nd half: 13-39 33.3% Game: 22-68 32.4%
 3FG % 1st Half: 2-7 28.6% 2nd half: 4-14 28.6% Game: 6-21 28.6%
 FT % 1st Half: 9-9 100.0% 2nd half: 2-4 50.0% Game: 11-13 84.6%

Vanderbilt 80 • 8-6, 2-0 SEC

#	Player	Total		3-Ptr	Rebounds			PF	TP	A	TO	Blk	Stl	Min	
		FG-FGA	FT-FTA		Off	Def	Tot								
11	ROBERSON, Jeff	f	0-7	0-3	5-6	0	7	7	3	5	2	1	0	1	34
03	KORNET, Luke	c	4-9	1-2	1-3	4	7	11	2	10	2	1	4	1	31
01	WILLIS, Payton	g	3-6	1-4	0-0	1	4	5	2	7	6	3	0	1	32
05	FISHER-DAVIS, Matthe	g	11-20	7-14	4-7	0	7	7	1	33	2	2	0	2	33
13	LACHANCE, Riley	g	3-5	2-4	0-0	0	4	4	5	8	3	4	0	1	22
02	TOYE, Joe	g	4-7	1-4	0-0	0	2	2	3	9	3	3	0	1	19
12	BAPTISTE, Djery	g	0-1	0-0	0-0	1	0	1	1	0	0	0	0	0	7
15	BROWN, Clevon	g	0-0	0-0	0-0	1	0	1	0	0	0	0	1	0	8
24	CRESSLER, Nolan	g	3-3	2-2	0-0	0	1	1	0	8	0	0	0	0	14
Team						1	1	2							
Totals			28-58	14-33	10-16	8	33	41	17	80	18	14	5	7	200

FG % 1st Half: 15-31 48.4% 2nd half: 13-27 48.1% Game: 28-58 48.3%
 3FG % 1st Half: 8-18 44.4% 2nd half: 6-14 42.9% Game: 14-33 42.4%
 FT % 1st Half: 8-14 57.1% 2nd half: 2-2 100.0% Game: 10-16 62.5%

Officials: Antinio Petty, Karl Hess, Gerry Pollard
 Technical fouls: Auburn-None. Vanderbilt-None.
 Attendance: 9918

Score by periods	1st	2nd	Total
Auburn	29	32	61
Vanderbilt	46	34	80

Points	In	Off	2nd	Fast	Bench
Paint	Paint	T/O	Chance	Break	
AU	32	15	10	2	13
VU	24	16	11	4	17

Last FG - AU 2nd-00:37, VU 2nd-03:57.
 Largest lead - AU None, VU by 26 2nd-03:57.
 AU led for 00:00. VU led for 39:37. Game was tied for 00:23.

Score tied - 0 times.
 Lead changed - 0 times.



Official Basketball Box Score - Game Totals - Final Statistics
Vanderbilt vs Alabama
 1/17/17 6:05 p.m. at Tuscaloosa, Ala. (Coleman Coliseum)



Vanderbilt 56 • 8-7, 2-1

#	Player	Total		3-Ptr	Rebounds			PF	TP	A	TO	Blk	Stl	Min	
		FG-FGA	FT-FTA		Off	Def	Tot								
03	KORNET, Luke	f	5-17	3-7	2-3	6	7	13	2	15	2	1	4	1	37
11	ROBERSON, Jeff	f	2-6	0-1	0-1	0	1	1	4	4	1	0	0	0	22
01	WILLIS, Payton	g	3-8	2-3	2-3	0	5	5	2	10	4	2	0	1	27
05	FISHER-DAVIS, Matthe	g	2-9	1-6	2-2	0	4	4	3	7	0	3	0	1	32
13	LACHANCE, Riley	g	3-7	2-4	0-0	0	3	3	1	8	3	4	0	0	36
02	TOYE, Joe	g	1-3	0-1	0-0	0	2	2	2	2	0	2	1	0	13
12	BAPTISTE, Djery	g	0-0	0-0	0-0	0	0	0	2	0	0	0	0	1	5
15	BROWN, Clevon	g	0-0	0-0	0-0	0	0	0	0	0	0	0	0	0	3
24	CRESSLER, Nolan	g	4-6	2-4	0-0	1	3	4	1	10	0	0	0	1	25
Team						1	2	3							
Totals			20-56	10-26	6-9	8	27	35	17	56	10	12	5	5	200

FG % 1st Half: 11-32 34.4% 2nd half: 9-24 37.5% Game: 20-56 35.7%
 3FG % 1st Half: 5-12 41.7% 2nd half: 5-14 35.7% Game: 10-26 38.5%
 FT % 1st Half: 3-4 75.0% 2nd half: 3-5 60.0% Game: 6-9 66.7%

Alabama 59 • 9-5, 2-0

#	Player	Total		3-Ptr	Rebounds			PF	TP	A	TO	Blk	Stl	Min	
		FG-FGA	FT-FTA		Off	Def	Tot								
01	Norris, Riley	f	0-5	0-4	0-0	0	2	2	0	0	0	0	0	0	19
25	Key, Braxton	f	2-7	1-2	2-2	4	7	11	3	7	1	1	0	0	33
05	Hall, Donta	f	0-1	0-0	0-0	1	1	2	2	0	0	2	1	0	8
05	Johnson Jr, Avery	g	2-7	2-3</											



Official Basketball Box Score -- Game Totals -- Final Statistics
Tennessee vs Vanderbilt
 01/14/17 7:30 p.m. at Nashville, Tenn. (Memorial Gym)



Tennessee 87 • 9-8, 2-3 SEC

#	Player	Total		3-Ptr		Rebounds			PF	TP	A	TO	Blk	Stl	Min
		FG-FGA	FG-FGA	FT-FTA	Off	Def	Tot								
02	Williams, Grant	f	5-9	0-2	2-2	4	5	9	3	12	1	1	4	1	33
11	Alexander, Kyle	f	0-1	0-0	0-0	0	1	1	1	0	0	0	0	0	6
00	Bone, Jordan	g	8-12	4-5	3-4	0	1	1	2	23	5	1	0	0	31
03	Hubbs III, Robert	g	6-12	0-1	0-2	1	2	3	0	12	2	1	0	0	35
23	Bowden, Jordan	g	2-3	0-1	0-0	0	1	1	2	4	3	0	0	1	16
01	Turner, Lamonte	g	2-2	2-2	6-6	0	2	2	1	12	4	0	0	0	19
05	Schofield, Admiral	g	7-11	1-2	0-0	1	2	3	3	15	3	2	0	0	23
12	Parker, Kwe	g	0-0	0-0	0-0	0	0	0	0	0	0	0	0	0	2
21	Evans, Lew	g	2-4	0-0	0-0	0	2	2	4	4	0	0	0	0	16
25	Phillips, Shembari	g	2-4	1-2	0-0	0	2	2	3	5	0	0	0	2	19
Team						2	2	2							
Totals			34-58	8-15	11-14	8	18	26	19	87	18	6	4	4	200

FG % 1st Half: 18-33 54.5% 2nd half: 16-25 64.0% Game: 34-58 58.6% Deadball Rebounds 1
 3FG % 1st Half: 3-7 42.9% 2nd half: 5-8 62.5% Game: 8-15 53.3%
 FT % 1st Half: 0-0 0.0% 2nd half: 11-14 78.6% Game: 11-14 78.6%

Vanderbilt 75 • 8-9, 2-3 SEC

#	Player	Total		3-Ptr		Rebounds			PF	TP	A	TO	Blk	Stl	Min
		FG-FGA	FG-FGA	FT-FTA	Off	Def	Tot								
11	ROBERSON, Jeff	f	5-9	0-1	2-2	1	5	6	3	12	3	1	0	0	30
03	KORNET, Luke	c	7-12	2-4	2-2	5	2	7	2	18	1	2	3	0	38
01	WILLIS, Payton	g	1-3	0-1	0-0	0	0	0	0	2	1	1	0	0	11
05	FISHER-DAVIS, Matthe	g	4-6	2-3	2-5	0	1	1	5	12	0	3	0	0	25
13	LACHANCE, Riley	g	2-6	1-2	4-4	0	4	4	2	9	2	2	0	0	38
02	TOYE, Joe	g	3-5	1-2	3-4	1	4	5	0	10	1	0	0	1	27
12	BAPTISTE, Djery	g	0-0	0-0	2-2	1	0	1	0	2	0	0	0	0	2
15	BROWN, Clevon	g	0-0	0-0	0-0	0	0	0	0	0	0	0	0	0	0+
24	CRESSLER, Nolan	g	4-8	0-1	2-0	0	1	1	2	10	3	0	0	1	29
Team						0	1	1							
Totals			26-49	6-14	17-21	8	18	26	14	75	11	9	3	2	200

FG % 1st Half: 10-18 55.6% 2nd half: 16-31 51.6% Game: 26-49 53.1% Deadball Rebounds 1
 3FG % 1st Half: 1-3 33.3% 2nd half: 4-15 45.5% Game: 6-14 42.9%
 FT % 1st Half: 13-16 81.3% 2nd half: 4-5 80.0% Game: 17-21 81.0%

Officials: Pat Adams, Ray Natili, Brian Shey
 Technical fouls: Tennessee-None. Vanderbilt-FISHER-DAVIS, Matthe.
 Attendance: 12235

Score by periods	1st	2nd	Total
Tennessee	39	48	87
Vanderbilt	34	41	75

	In	Off	2nd	Fast	Bench
Tennessee	40	17	15	6	36
Vanderbilt	38	4	8	2	22

Last FG - UT 2nd-01:41, VU 2nd-01:03.
 Largest lead - UT by 14 2nd-01:41, VU by 5 1st-15:23.
 UT led for 32:18. VU led for 05:42. Game was tied for 01:38.

Score tied - 3 times.
 Lead changed - 2 times.



Official Basketball Box Score -- Game Totals -- Final Statistics
Vanderbilt vs Georgia
 01/17/17 9:00 PM ET at Stegeman Coliseum - Athens, Ga.



Vanderbilt 68 • 8-10, 2-4

#	Player	Total		3-Ptr		Rebounds			PF	TP	A	TO	Blk	Stl	Min
		FG-FGA	FG-FGA	FT-FTA	Off	Def	Tot								
03	KORNET, Luke	f	7-13	4-9	1-2	1	3	4	3	19	2	1	0	0	30
11	ROBERSON, Jeff	f	4-10	1-3	2-2	2	6	8	2	11	0	3	0	1	31
02	TOYE, Joe	g	0-3	0-0	1-2	0	3	3	2	1	2	0	1	0	21
13	LACHANCE, Riley	g	5-10	3-5	0-0	0	2	2	4	13	4	1	0	0	27
24	CRESSLER, Nolan	g	5-9	1-4	0-0	1	5	6	4	11	4	3	0	1	30
01	WILLIS, Payton	g	2-3	0-1	0-0	0	0	0	2	4	1	1	0	1	18
05	FISHER-DAVIS, Matthe	g	4-13	1-7	0-0	1	3	4	3	9	1	1	0	0	24
12	BAPTISTE, Djery	g	0-1	0-0	0-0	3	1	4	1	0	0	0	0	0	10
15	BROWN, Clevon	g	0-2	0-2	0-0	0	1	1	1	0	0	0	0	0	9
Team						3	2	5							
Totals			27-64	10-31	4-6	11	26	37	22	68	14	11	1	3	200

FG % 1st Half: 11-24 45.8% 2nd half: 16-40 40.0% Game: 27-64 42.2% Deadball Rebounds 2
 3FG % 1st Half: 1-9 11.1% 2nd half: 9-22 40.9% Game: 10-31 32.3%
 FT % 1st Half: 2-4 50.0% 2nd half: 2-2 100.0% Game: 4-6 66.7%

Georgia 76 • 12-6, 4-2

#	Player	Total		3-Ptr		Rebounds			PF	TP	A	TO	Blk	Stl	Min
		FG-FGA	FG-FGA	FT-FTA	Off	Def	Tot								
01	Maten, Yante	f	7-13	2-3	5-7	2	2	4	1	21	3	0	1	0	33
34	Ogbeide, Derek	f	5-6	0-0	1-2	1	2	3	1	11	0	0	0	0	21
02	Harris, Jordan	g	2-5	0-3	2-2	0	1	1	2	6	3	2	0	1	21
03	Parker, Juwan	g	5-10	1-2	6-8	1	5	6	4	17	0	2	0	1	27
30	Frazier, J.J.	g	4-11	3-6	4-6	1	5	6	0	15	5	0	0	2	33
00	Jackson II, William	g	0-2	0-1	1-2	1	1	2	0	1	2	0	0	0	16
04	Crump, Tyree	g	0-0	0-0	0-0	0	2	2	0	0	2	1	0	0	2
05	Diatta, Tyre	g	0-0	0-0	0-0	0	0	0	0	0	1	1	0	0	4
13	Wilridge, E'Torriion	g	0-0	0-0	0-2	0	0	0	0	0	0	0	1	1	3
24	Kessler, Houston	g	0-1	0-0	0-0	0	0	0	1	0	0	0	0	0	5
25	Geno, Kenny Paul	g	0-0	0-0	0-0	0	2	2	4	0	0	0	1	0	18
32	Edwards, Mike	g	1-5	0-0	3-5	2	3	5	0	5	0	0	0	1	17
Team						0	1	1							
Totals			24-53	6-15	22-34	8	24	32	13	76	16	6	3	5	200

FG % 1st Half: 13-27 48.1% 2nd half: 11-26 42.3% Game: 24-53 45.3% Deadball Rebounds 7,2
 3FG % 1st Half: 3-7 42.9% 2nd half: 3-8 37.5% Game: 6-15 40.0%
 FT % 1st Half: 5-10 50.0% 2nd half: 17-24 70.8% Game: 22-34 64.7%

Officials: Tony Greene, Michael Roberts, Michael Stephens
 Technical fouls: Vanderbilt-None. Georgia-None.
 Attendance: 7480

Score by periods	1st	2nd	Total
Vanderbilt	25	43	68
Georgia	34	42	76

	In	Off	2nd	Fast	Bench
Vanderbilt	28	8	5	4	13
Georgia	22	14	8	4	6

Last FG - VU 2nd-00:15, UGA 2nd-04:09.
 Largest lead - VU by 2 1st-19:08, UGA by 13 1st-03:23.
 VU led for 01:35. UGA led for 37:10. Game was tied for 01:15.

Score tied - 1 time.
 Lead changed - 1 time.



Official Basketball Box Score -- Game Totals -- Final Statistics
Vanderbilt vs Florida
 1/21/17 12 p.m. at Exattech Arena - Gainesville, Fla.



Vanderbilt 68 • 9-10, 3-4 SEC

#	Player	Total		3-Ptr		Rebounds			PF	TP	A	TO	Blk	Stl	Min
		FG-FGA	FG-FGA	FT-FTA	Off	Def	Tot								
03	KORNET, Luke	f	4-6	3-5	0-0	0	4	4	4	11	0	3	1	1	33
11	ROBERSON, Jeff	f	1-8	0-3	5-6	4	4	8	1	7	1	2	0	2	38
05	FISHER-DAVIS, Matthe	g	6-14	3-9	4-4	0	3	3	3	19	0	1	0	1	32
13	LACHANCE, Riley	g	4-8	3-4	0-0	0	3	3	2	11	5	2	0	0	34
24	CRESSLER, Nolan	g	4-6	0-2	2-2	1	3	4	2	10	2	2	0	0	23
01	WILLIS, Payton	g	2-3	1-1	0-0	0	0	0	1	5	0	1	0	1	13
02	TOYE, Joe	g	2-3	0-1	1-1	0	3	3	2	5	2	0	0	0	18
12	BAPTISTE, Djery	g	0-2	0-0	0-0	1	2	3	1	0	0	0	0	0	7
15	BROWN, Clevon	g	0-0	0-0	0-0	0	0	0	0	0	1	1	1	0	2
Team						2	0	2							
Totals			23-50	10-25	12-13	8	22	30	16	68	11	13	2	5	200

FG % 1st Half: 10-27 37.0% 2nd half: 13-23 56.5% Game: 23-50 46.0% Deadball Rebounds 0
 3FG % 1st Half: 5-14 35.7% 2nd half: 5-11 45.5% Game: 10-25 40.0%
 FT % 1st Half: 2-2 100.0% 2nd half: 10-11 90.9% Game: 12-13 92.3%

Florida 66 • 14-5, 5-2 SEC

#	Player	Total		3-Ptr		Rebounds			PF	TP	A	TO	Blk	Stl	Min
		FG-FGA	FG-FGA	FT-FTA	Off	Def	Tot								
01	Robinson, Devin	f	5-9	1-3	1-1	3	3	6	5	12	0	0	1	2	29
23	Leon, Justin	f	2-5	2-3	0-0	2	4	6	4	6	2	1	2	0	29
15	Egbunu, John	c	3-4	0-0	1-1	2	4	6	3	6	1	6	0	0	31
00	Hill, Kasey	g	2-6	0-1	1-2	0	2	2	0	5	7	4	0	2	31
05	Allen, KeVaughn	g	10-19	5-13	4-4	0	1	1	1	29	0	0	0	1	36
11	Chiozza, Chris	g	0-2	0-2	0-0	0	1	1	0	0	2	0	0	0	14
13	Hayes, Kevarrius	g	1-3	0-0	0-0	3	0	3	0	2	0	0	1	0	7
24	Barry, Canyon	g	3-8	0-2	0-0	0	2	2	0	6	0	1	0	1	17
25	Stone, Keith	g	0-2	0-2	0-0	0	0	0	1	0	0	0	0	0	7
Team						2	3	5							
Totals			26-58	8-26	6-8	12	20	32	14	66	12	12	4	6	201



Official Basketball Box Score -- Game Totals -- Final Statistics
Iowa State vs Vanderbilt
01/28/17 3 p.m. at Nashville, Tenn. (Memorial Gym)



Iowa State 78 • 13-7

#	Player	Total		3-Ptr	Rebounds			PF	TP	A	TO	Blk	Stl	Min
		FG-FGA	FT-FTA		Off	Def	Tot							
05	Holden, Merrill	0-0	0-0	0-0	1	2	3	2	0	0	1	1	0	14
11	Morris, Monte	10-17	1-4	4-4	1	0	1	5	25	3	0	0	2	35
15	Mitrou-Long, Naz	2-7	0-5	0-0	0	4	4	3	4	4	1	0	1	38
21	Thomas, Matt	5-8	4-6	0-0	1	4	5	4	14	2	1	0	1	33
20	Burton, Deonte	5-12	0-5	3-6	0	10	10	3	13	1	2	3	2	37
01	Weiler-Babb, Nick	3-5	0-1	0-0	0	2	2	0	6	1	0	0	0	16
04	Jackson, Donovan	5-10	4-6	2-2	0	1	1	1	16	0	0	0	2	14
10	Bowie, Darrell	0-2	0-1	0-0	0	0	0	0	0	0	1	1	0	13
Team					0	1	1							
Totals		30-61	9-28	9-12	3	24	27	18	78	11	6	5	8	200

FG % 1st Half: 14-29 48.3% 2nd half: 16-32 50.0% Game: 30-61 49.2%
3FG % 1st Half: 5-14 35.7% 2nd half: 4-14 28.6% Game: 9-28 32.1%
FT % 1st Half: 0-0 0.0% 2nd half: 9-12 75.0% Game: 9-12 75.0%

Vanderbilt 84 • 10-11

#	Player	Total		3-Ptr	Rebounds			PF	TP	A	TO	Blk	Stl	Min
		FG-FGA	FT-FTA		Off	Def	Tot							
11	ROBERSON, Jeff	3-7	2-4	8-8	1	8	9	1	16	6	1	0	0	37
03	KORNET, Luke	7-14	3-9	4-6	2	3	5	1	21	2	0	1	1	34
05	FISHER-DAVIS, Matthe	4-9	3-6	3-3	0	3	3	5	14	1	1	0	1	32
13	LACHANCE, Riley	2-4	0-2	3-5	0	4	4	4	7	3	4	0	0	35
24	CRESSLER, Nolan	8-10	4-4	0-0	1	4	5	1	20	4	0	0	0	29
01	WILLIS, Payton	0-3	0-2	3-4	0	2	2	0	3	1	2	1	0	13
02	TOYE, Joe	1-4	1-3	0-0	0	1	1	0	3	0	2	0	0	11
12	BAPTISTE, Djery	0-1	0-0	0-0	1	1	2	0	0	0	2	0	0	6
15	BROWN, Clevon	0-0	0-0	0-0	0	0	0	0	0	0	0	0	0	3
Team					1	3	4							
Totals		25-52	13-30	21-26	6	29	35	12	84	17	12	2	2	200

FG % 1st Half: 9-25 36.0% 2nd half: 16-27 59.3% Game: 25-52 48.1%
3FG % 1st Half: 6-14 42.9% 2nd half: 7-16 43.8% Game: 13-30 43.3%
FT % 1st Half: 9-9 100.0% 2nd half: 12-17 70.6% Game: 21-26 80.8%

Officials: Mike Nance, Anthony Jordan, John Hampton
Technical fouls: Iowa State-None. Vanderbilt-None.
Attendance: 9851

Score by periods	1st	2nd	Total
Iowa State	33	45	78
Vanderbilt	33	51	84

Points	In	Off	2nd	Fast	Bench
ISU	26	14	2	2	22
VU	24	0	6	5	6

Last FG - ISU 2nd-00:04, VU 2nd-02:48.
Largest lead - ISU by 11 1st-08:14, VU by 15 2nd-03:05.
ISU led for 14:59. VU led for 23:34. Game was tied for 01:08.

Score tied - 1 time.
Lead changed - 2 times.



Official Basketball Box Score -- Game Totals -- Final Statistics
Vanderbilt vs Texas A&M
01/31/17 8:00 PM at Reed Arena (College Station, TX)



Vanderbilt 68 • 11-11; 4-5 SEC

#	Player	Total		3-Ptr	Rebounds			PF	TP	A	TO	Blk	Stl	Min
		FG-FGA	FT-FTA		Off	Def	Tot							
03	KORNET, Luke	5-8	2-5	0-0	1	3	4	1	12	4	0	1	1	36
05	FISHER-DAVIS, Matthe	5-11	2-5	0-0	0	2	2	1	12	1	1	0	1	32
11	ROBERSON, Jeff	5-10	1-4	0-0	3	3	6	4	11	2	3	0	0	25
13	LACHANCE, Riley	1-4	0-2	1-1	0	5	5	0	3	3	3	0	0	30
24	CRESSLER, Nolan	4-8	2-4	0-0	0	5	5	0	10	2	1	0	1	24
01	WILLIS, Payton	1-5	1-3	0-0	0	0	0	0	3	3	2	0	0	13
02	TOYE, Joe	4-7	1-2	2-2	1	5	6	1	11	1	1	0	0	21
12	BAPTISTE, Djery	0-0	0-0	0-0	0	0	0	0	0	0	0	0	0	4
15	BROWN, Clevon	3-6	0-2	0-0	3	2	5	2	6	0	0	1	0	15
Team					1	1	2							
Totals		28-59	9-27	3-3	9	26	35	9	68	16	11	2	3	200

FG % 1st Half: 14-32 43.8% 2nd half: 14-27 51.9% Game: 28-59 47.5%
3FG % 1st Half: 6-17 35.3% 2nd half: 3-10 30.0% Game: 9-27 33.3%
FT % 1st Half: 2-2 100.0% 2nd half: 1-1 100.0% Game: 3-3 100.0%

Texas A&M 54 • 11-10; 3-6 SEC

#	Player	Total		3-Ptr	Rebounds			PF	TP	A	TO	Blk	Stl	Min
		FG-FGA	FT-FTA		Off	Def	Tot							
03	Admon Gilder	3-14	3-8	2-4	1	2	3	0	11	2	0	0	0	40
10	Tony Trocha-Morelos	3-8	0-2	3-3	1	5	6	3	9	4	3	0	1	31
12	Chris Collins	0-1	0-0	0-0	0	0	0	0	0	0	1	0	0	13
34	Tyler Davis	8-9	0-0	2-2	2	4	6	0	18	0	2	1	0	30
44	Robert Williams	2-6	0-1	0-0	1	5	6	2	4	3	2	2	0	22
00	Kobie Eubanks	0-1	0-1	0-0	0	0	0	0	0	0	1	0	0	8
01	DJ Hogg	1-5	0-0	0-2	1	2	3	1	2	1	1	0	0	14
05	JC Hampton	2-5	1-4	0-0	0	2	2	0	5	1	1	0	1	25
23	Caleb Smith	2-3	1-2	0-0	0	1	1	1	5	1	0	0	1	9
42	Tavario Miller	0-1	0-0	0-0	1	1	2	1	0	0	1	0	0	8
Team					1	0	1							
Totals		21-53	5-18	7-11	8	22	30	8	54	12	12	3	3	200

FG % 1st Half: 9-26 34.6% 2nd half: 12-27 44.4% Game: 21-53 39.6%
3FG % 1st Half: 3-9 33.3% 2nd half: 2-9 22.2% Game: 5-18 27.8%
FT % 1st Half: 2-4 50.0% 2nd half: 5-7 71.4% Game: 7-11 63.6%

Officials: Tony Henderson, Keith Kimble, Alfred Smith
Technical fouls: Vanderbilt-None. Texas A&M-None.
Attendance: 7508

Score by periods	1st	2nd	Total
Vanderbilt	36	32	68
Texas A&M	23	31	54

Points	In	Off	2nd	Fast	Bench
VU	38	14	13	6	20
TAMU	32	9	9	0	12

Last FG - VU 2nd-00:17, TAMU 2nd-00:43.
Largest lead - VU by 22 2nd-11:34, TAMU None.
VU led for 39:39. TAMU led for 00:00. Game was tied for 00:21.

Score tied - 0 times.
Lead changed - 0 times.



Official Basketball Box Score -- Game Totals -- Final Statistics
Ole Miss vs Vanderbilt
02/04/17 2 p.m. at Nashville, Tenn. (Memorial Gym)



Ole Miss 81 • 14-9, 5-5 SEC

#	Player	Total		3-Ptr	Rebounds			PF	TP	A	TO	Blk	Stl	Min
		FG-FGA	FT-FTA		Off	Def	Tot							
05	Hymon, Marcanvis	2-5	0-0	0-0	1	2	3	3	4	0	0	0	0	12
11	Seiz, Sebastian	3-7	1-1	3-7	3	13	16	1	10	1	3	0	0	35
01	Burnett, Deandre	4-11	1-6	8-9	0	3	3	4	17	3	1	0	0	29
03	Davis, Terence	4-11	1-3	8-9	2	5	7	4	17	1	1	0	1	25
04	Tyree, Breein	4-9	1-3	2-2	0	2	2	0	11	1	1	0	2	25
02	Neal, Cullen	2-4	2-4	1-2	1	1	2	0	7	1	0	0	0	20
14	Brooks, Rasheed	1-4	1-2	1-2	2	3	5	1	4	2	1	0	0	24
50	Furmanavicius, Justas	4-7	2-3	1-2	1	1	2	3	11	1	1	0	1	30
Team					0	1	1							
Totals		24-58	9-22	24-33	10	31	41	16	81	10	8	0	4	200

FG % 1st Half: 9-31 29.0% 2nd half: 15-27 55.6% Game: 24-58 41.4%
3FG % 1st Half: 2-13 15.4% 2nd half: 7-9 77.8% Game: 9-22 40.9%
FT % 1st Half: 7-10 70.0% 2nd half: 17-23 73.9% Game: 24-33 72.7%

Vanderbilt 74 • 11-12, 4-6 SEC

#	Player	Total		3-Ptr	Rebounds			PF	TP	A	TO	Blk	Stl	Min
		FG-FGA	FT-FTA		Off	Def	Tot							
11	ROBERSON, Jeff	5-6	3-3	8-9	0	7	7	1	21	2	1	0	1	35
03	KORNET, Luke	6-11	4-9	2-2	0	4	4	4	18	2	2	2	0	36
05	FISHER-DAVIS, Matthe	4-11	3-8	2-2	0	2	2	3	13	3	1	0	1	29
13	LACHANCE, Riley	2-6	1-5	0-0	0	3	3	5	5	7	1	0	2	37
24	CRESSLER, Nolan	3-5	2-4	0-2	1	3	4	4	8	1	3	0	0	20
01	WILLIS, Payton	0-4	0-4	0-0	0	1	1	0	0	0	1	0	0	9
02	TOYE, Joe	3-8	1-5	2-4	1	3	4	4	9	1	2	0	1	25
12	BAPTISTE, Djery	0-0	0-0	0-0	0	3	3	2	0	0	0	1	0	4
15	BROWN, Clevon	0-1	0-1	0-0	0	2	2	1	0	0	0	0	0	5
Team					0	3	3							
Totals		23-52	14-39	14-19	2	31	33	24	74	16	11	3	5	200

FG %



Official Basketball Box Score -- Game Totals -- Final Statistics
Vanderbilt vs Mizzou
 2-11-17 2:31 PM at Columbia, Mo. (Mizzou Arena)



Vanderbilt 52 • 12-13, 5-7

#	Player	Total		3-Ptr		Rebounds			PF	TP	A	TO	Blk	Stl	Min
		FG-FGA	FG-FGA	FT-FTA	Off	Def	Tot								
02	TOYE, Joe	* 0-3	0-2	1-2	0	1	1	4	1	0	3	0	0	21	
03	KORNET, Luke	* 4-14	0-9	3-3	0	5	5	3	11	0	2	2	0	31	
11	ROBERSON, Jeff	* 1-6	0-2	2-2	2	2	4	3	4	0	3	0	2	26	
13	LACHANCE, Riley	* 3-11	2-6	0-0	1	0	1	0	8	2	2	0	0	33	
24	CRESSLER, Nolan	* 3-3	1-1	1-2	1	0	1	4	8	2	2	0	1	30	
01	WILLIS, Payton	1-4	0-2	0-0	0	3	3	0	2	1	0	1	0	20	
05	FISHER-DAVIS, Matthe	1-5	1-3	5-6	0	2	2	3	8	2	2	0	1	17	
12	BAPTISTE, Djery	1-1	0-0	0-0	0	0	0	2	2	0	0	0	0	7	
15	BROWN, Clevon	3-4	2-3	0-0	1	5	6	2	8	0	0	2	0	15	
Team					1	1	2								
Totals		17-51	6-28	12-15	6	19	25	21	52	7	14	5	4	200	

FG % 1st Half: 11-27 40.7% 2nd half: 6-24 25.0% Game: 17-51 33.3% Deadball Rebounds 4
 3FG % 1st Half: 5-13 38.5% 2nd half: 1-15 6.7% Game: 6-28 21.4%
 FT % 1st Half: 2-3 66.7% 2nd half: 10-12 83.3% Game: 12-15 80.0%

Mizzou 72 • 7-17, 2-10

#	Player	Total		3-Ptr		Rebounds			PF	TP	A	TO	Blk	Stl	Min
		FG-FGA	FG-FGA	FT-FTA	Off	Def	Tot								
01	PHILLIPS	* 5-11	0-3	2-2	1	5	6	2	12	2	6	0	2	33	
11	WALTON	* 1-6	0-0	2-6	4	5	9	1	4	1	2	0	2	25	
24	PURYEAR	* 5-12	3-3	0-0	2	6	8	3	13	0	0	1	0	32	
25	WOODS	* 4-8	0-0	2-2	3	2	5	3	10	0	4	0	0	22	
33	VANLEER	* 1-3	1-3	2-2	0	0	0	2	5	4	1	1	1	30	
03	HUGHES	0-3	0-1	1-2	1	4	5	0	1	2	1	0	0	9	
14	NIKKO	0-0	0-0	0-0	0	0	0	0	0	0	0	0	0	0+	
15	GEIST	1-3	0-1	2-2	0	0	0	1	4	3	0	0	0	20	
21	BARNETT	6-10	5-8	6-6	5	4	9	1	23	0	0	1	0	29	
Team					0	1	1								
Totals		23-56	9-19	17-22	16	27	43	13	72	12	14	3	5	200	

FG % 1st Half: 12-32 37.5% 2nd half: 11-24 45.8% Game: 23-56 41.1% Deadball Rebounds 3
 3FG % 1st Half: 5-10 50.0% 2nd half: 4-9 44.4% Game: 9-19 47.4%
 FT % 1st Half: 6-8 75.0% 2nd half: 11-14 78.6% Game: 17-22 77.3%

Officials: Tony Henderson, Kipp Kissinger, Nate Green
 Technical fouls: Vanderbilt-ROBERSON, Jeff. Mizzou-GEIST.
 Attendance: 10279
 Estimated Actual: 6,845

Score by periods	1st	2nd	Total
Vanderbilt	29	23	52
Mizzou	35	37	72

Last FG - VU 2nd-12:13, MU-M 2nd-00:26.
 Largest lead - VU by 4 1st-17:22, MU-M by 20 2nd-00:26.
 VU led for 05:32. MU-M led for 31:25. Game was tied for 03:03.

Points	In	Off	2nd	Fast	Bench
VU	22	9	4	2	20
MU-M	18	15	21	4	28

Score tied - 4 times.
 Lead changed - 5 times.



Official Basketball Box Score -- Game Totals -- Final Statistics
Texas A&M vs Vanderbilt
 02/16/17 6 p.m. at Nashville, Tenn. (Memorial Gym)



Texas A&M 67 • 13-12, 5-8 SEC

#	Player	Total		3-Ptr		Rebounds			PF	TP	A	TO	Blk	Stl	Min
		FG-FGA	FG-FGA	FT-FTA	Off	Def	Tot								
44	Robert Williams	f 5-14	0-0	3-5	7	6	13	3	13	3	1	2	0	35	
10	Tonny Trocha-Morelos	c 5-13	0-6	0-1	0	5	5	0	10	2	1	1	2	33	
34	Tyler Davis	c 11-18	0-0	3-5	4	2	6	4	25	1	2	0	0	28	
03	Admon Gilder	g 4-14	2-7	4-4	2	6	8	2	14	5	2	0	1	40	
05	JC Hampton	g 1-4	1-1	0-0	0	2	2	4	3	1	0	0	0	37	
12	Chris Collins	0-1	0-1	0-0	0	2	2	4	0	1	0	1	0	18	
33	Chase Carlton	0-1	0-1	0-0	0	0	0	1	0	0	0	0	0	3	
42	Tavario Miller	1-2	0-0	0-0	1	3	4	2	2	0	2	0	0	6	
Team					1	0	1								
Totals		27-67	3-16	10-15	15	26	41	20	67	13	9	4	3	200	

FG % 1st Half: 15-34 44.1% 2nd half: 12-33 36.4% Game: 27-67 40.3% Deadball Rebounds 2
 3FG % 1st Half: 0-7 0.0% 2nd half: 3-9 33.3% Game: 3-16 18.8%
 FT % 1st Half: 4-7 57.1% 2nd half: 6-8 75.0% Game: 10-15 66.7%

Vanderbilt 72 • 13-13, 6-7 SEC

#	Player	Total		3-Ptr		Rebounds			PF	TP	A	TO	Blk	Stl	Min
		FG-FGA	FG-FGA	FT-FTA	Off	Def	Tot								
02	TOYE, Joe	f 3-8	1-2	6-7	2	0	2	2	13	2	1	0	0	24	
11	ROBERSON, Jeff	f 3-7	1-3	0-0	2	4	6	4	7	1	0	1	0	26	
03	KORNET, Luke	c 3-11	1-3	5-5	2	9	11	2	12	0	1	5	0	31	
13	LACHANCE, Riley	g 3-6	2-4	4-4	0	3	3	1	12	2	2	0	1	32	
24	CRESSLER, Nolan	g 2-6	1-4	0-0	1	3	4	1	5	4	1	0	1	22	
01	WILLIS, Payton	1-3	0-2	1-2	0	2	2	0	3	1	0	0	1	12	
05	FISHER-DAVIS, Matthe	5-10	4-8	0-0	0	3	3	2	14	1	3	0	0	30	
12	BAPTISTE, Djery	1-1	0-0	0-0	0	2	2	2	2	0	0	0	0	9	
15	BROWN, Clevon	1-4	0-0	2-4	1	1	2	1	4	0	1	0	0	14	
Team					1	0	1								
Totals		22-56	10-26	18-22	9	27	36	15	72	11	9	6	3	200	

FG % 1st Half: 12-31 38.7% 2nd half: 10-25 40.0% Game: 22-56 39.3% Deadball Rebounds 3,1
 3FG % 1st Half: 8-19 42.1% 2nd half: 2-9 22.2% Game: 10-26 38.5%
 FT % 1st Half: 3-4 75.0% 2nd half: 15-18 83.3% Game: 18-22 81.8%

Officials: Tony Greene, Joe Lindsay, Ron Groover
 Technical fouls: Texas A&M-None. Vanderbilt-None.
 Attendance: 8976

Score by periods	1st	2nd	Total
Texas A&M	34	33	67
Vanderbilt	35	37	72

Points	In	Off	2nd	Fast	Bench
TAMU	42	10	14	8	2
VU	22	10	6	5	23

Last FG - TAMU 2nd-04:17, VU 2nd-02:58.
 Largest lead - TAMU by 11 1st-10:31, VU by 5 2nd-17:44.
 TAMU led for 15:03. VU led for 23:21. Game was tied for 01:31.

Score tied - 5 times.
 Lead changed - 16 times.



2016-17 Roster

No.	Name	Pos.	Ht.	Wt.	Cl.-Yr	Hometown (Previous School)
1	Payton Willis	G	6-4	182	Fr. - 1st	Fayetteville, Ark. (Fayetteville)
2	Joe Toy	G/F	6-7	208	So. - 2nd	Chicago, Ill. (Whitney Young)
3	Luke Kornet	F	7-1	250	Sr. - 4th	Lantana, Texas (Liberty Christian)
5	Matthew Fisher-Davis	G	6-5	185	Jr. - 3rd	Charlotte, N.C. (Butler)
11	Jeff Roberson	F	6-6	224	Jr. - 3rd	Houston, Texas (The Kinkaid School)
12	Djery Baptiste	C	6-10	240	R-Fr. - 2nd	Gonaives, Haiti (Prestonwood Christian (Texas))
13	Riley LaChance	G	6-2	192	Jr. - 3rd	Brookfield, Wis. (Brookfield Central)
14	Larry Austin, Jr.	G	6-2	175	R-So. - 3rd	Springfield, Ill. (Xavier University/Lanphier)
15	Clevon Brown	F	6-8	219	Fr. - 1st	San Antonio, Texas (Churchill)
24	Nolan Cressler	G	6-4	210	R-Sr. - 5th	Pittsburgh, Pa. (Cornell/Plum)

COACHING STAFF

Head Coach..... **Bryce Drew** (Valparaiso, 1998) - 1st
 Associate Head Coach..... **Roger Powell** (Illinois, 2005) - 1st
 Assistant Coach..... **Jake Diebler** (Valparaiso, 2009) - 1st
 Assistant Coach..... **Casey Shaw** (Toledo, 1998) - 1st
 Director of Recruiting/Player Personnel.. **Omar Mance** (Rice, 2003) - 1st
 Director of Operations..... **Luke Simons** (Purdue, 2005) - 1st
 Director of Basketball Admin./Video Coord. **Matt Olinger** (Liberty, 2007) - 1st

SUPPORT STAFF

Athletic Communications Dir. **Andy Boggs** (Florida State, 1998)
 Academic Support..... **Neal Clark** (Kentucky, 1992)
 Athletic Trainer..... **Shannon Gordon** (Indiana State, 1992)
 Strength and Conditioning..... **Jeremy Anderson** (Liberty, 2011)

PRONUNCIATION GUIDE

Djery Baptiste..... **Jerry - Bap-TEEST**
 Luke Kornet **Kor-NET**
 Jeff Roberson..... **ROE-ber-son**
 Joe Toy **TOY**
 Clevon Brown..... **CLEE-von**
 Jake Diebler..... **DEEB-ler**

ROSTER BY CLASS

Seniors (2)

Luke Kornet..... Lantana, Texas
Nolan Cressler..... Pittsburgh, Pa.

Juniors (3)

Matthew Fisher-Davis..... Charlotte, N.C.
Riley LaChance..... Brookfield, Wisc.
Jeff Roberson..... Houston, Texas

Sophomores (2)

Larry Austin, Jr...... Springfield, Ill.
Joe Toy..... Chicago, Ill.

Freshman (3)

Djery Baptiste..... Gonaives, Haiti
Clevon Brown..... San Antonio, Texas
Payton Willis..... Fayetteville, Ark.





MEMORIAL MAGIC - THE HOME TO VANDERBILT HOOPS SINCE 1952

HISTORIC MEMORIAL GYMNASIUM IN 65TH SEASON

Storied Memorial Gymnasium is in its 65th season as the host venue of Vanderbilt basketball. The SEC's most historic hoops setting has played host to more than 950 men's contests as well as the 1984 and 1991 SEC Tournaments and 40 men's and women's NCAA Tournament contests (since the early 1980s).

As the oldest gymnasium in the SEC, Memorial Gymnasium is renowned for its end zone benches, raised floor and unique atmosphere. It was dedicated in 1952 as a memorial to all Vanderbilt men and women who served in World War II. It was built by the late master architect Edwin Keeble, who was commissioned to build a combination gymnasium/concert hall.

.780	All-time winning percentage at Memorial Gym (780-220).
.896	Winning percentage against non-conference opponents since 1990 (207-24).
6	Undefeated seasons at home.

Winningest Coaches at Memorial Gymnasium

Coach	Yrs	Record
1. Kevin Stallings (2000-16)	17	226-65
2. Roy Skinner (1959, 1962-76)	16	181-41
3. Bob Polk (1948-58, 1960-61)	8	96-15
4. C.M. Newton (1982-89)	8	91-37
5. Jan van Breda Kolff (1994-99)	6	75-20
6. Eddie Fogler (1990-93)	4	54-12

Coach Drew at Memorial Gymnasium

Coach	Yr	Record
Bryce Drew	2016-17	8-5

ANNUAL ATTENDANCE FIGURES

Year	All Games	Attendance	Average	NCAA Rank	SEC Games	SEC Attendance	Average
2016-17	13	124,055	9,543	-	6	62,531	10,422
2015-16	16	178,167	11,135	36	9	107,318	11,924
2014-15	19	168,377	8,862	51	9	88,830	9,870
2013-14	16	152,539	9,534	45	9	92,455	10,273
2012-13	15	159,557	10,637	36	9	100,986	11,221
2011-12	18	246,561	13,698	18	8	112,368	14,046
2010-11	17	234,632	13,802	18	8	114,346	14,293
2009-10	16	217,965	13,623	21	8	113,539	14,192
2008-09	17	225,686	13,276	25	8	112,833	14,104
2007-08	19	254,954	13,418	22	8	113,713	14,214
2006-07	17	204,511	12,030	31	8	109,043	13,630
2005-06	16	195,159	12,197	24	8	108,258	13,532
2004-05 [^]	19	191,678	10,088	43	8	105,357	13,170
2003-04	17	192,301	11,312	33	8	106,990	13,374
2002-03	16	153,123	9,570	46	8	96,906	12,113
2001-02	17	150,325	8,843	50	8	93,873	11,734
2000-01	19	186,468	9,814	45	8	102,055	12,757
1999-00*	18	197,770	10,987	30	8	106,741	13,343
1998-99	16	192,538	12,034	26	8	106,128	13,266
1997-98	16	213,974	13,373	21	8	117,819	14,727
1996-97	16	207,771	12,986	25	8	120,214	15,027
1995-96	18	226,354	12,575	28	8	112,996	14,125
1994-95	13	183,042	14,080	17	8	118,932	14,867
1993-94	16	223,997	14,000	15	8	121,345	15,168
1992-93	14	212,156	15,154	11	8	122,536	15,317
1991-92	17	210,585	12,387	29	8	115,104	14,388
1990-91	16	214,638	13,415	19	9	133,482	14,831
1989-90	19	259,992	13,684	18	9	136,136	15,126
1988-89	15	224,657	14,977	13	9	137,212	15,246
1987-88	16	223,747	13,984	14	9	138,393	15,377
1986-87	17	226,343	13,314	14	9	130,854	14,539
1985-86	15	200,806	13,387	14	9	128,059	14,229
1984-85	16	194,390	12,149	17	9	122,514	13,613
1983-84	18	249,292	13,850	10	9	135,546	15,050
1982-83	17	237,584	13,976	9	9	135,418	15,046
1981-82	14	202,225	14,445	9	9	131,699	14,633
1980-81	15	227,478	15,165	9	9	136,436	15,160
1979-80	15	228,029	15,202	5	9	138,754	15,417
1978-79	14	215,330	15,380	5	9	139,930	15,547
1977-78	14	207,375	14,813	5	9	134,232	14,915
1976-77	15	211,966	14,131	4	9	149,108	16,568
1975-76	13	180,901	13,915	-	9	135,375	15,042
1974-75	12	178,527	14,877	-	9	134,304	14,923
1973-74	12	182,728	15,227	-	9	140,252	15,584
1972-73	12	173,567	14,464	-	9	131,193	14,577
1971-72	12	156,778	13,065	-	9	120,172	13,352
1970-71	12	170,634	14,220	-	9	130,260	14,473
1969-70	12	176,763	14,730	-	9	135,745	14,861
1968-69	12	126,896	10,575	-	9	95,300	10,589
1967-68	12	129,722	10,810	-	9	96,274	10,697
1966-67	12	105,492	8,791	-	9	79,173	8,797
1965-66	12	106,022	8,835	-	9	62,368	8,910
1964-65	12	98,821	8,235	-	9	65,712	8,214
1963-64	12	84,827	7,069	-	6	35,684	5,947
1962-63	12	75,261	6,272	-	6	46,183	6,598
1961-62	13	73,640	5,665	-	8	47,357	5,920
1960-61	13	74,187	5,707	-	7	45,549	6,507
1959-60	14	76,199	5,443	-	8	46,064	5,758

[^] First year capacity increased from 14,168 to 14,316; * First year capacity decreased from 15,311 to 14,168



**VANDERBILT BASKETBALL
QUICK HITTERS**

- This is the 114th year of Vanderbilt basketball, with the first season taking place in 1900-01. There were no teams in 1904-05 and 1905-06.
- The Commodores have been named to 14 NCAA Tournaments and 12 NIT's. Vanderbilt advanced to the Elite 8 in 1965 (field of 23), and the Sweet 16 in 1988, 1993, 2004, and 2007. The Commodores captured the NIT Championship in 1990 and finished runner-up in 1994.
- The Commodores are a charter member of the SEC, with the 2016-17 season being the 84th year in the conference.
- Vanderbilt is the only private institution in the SEC with the lowest enrollment of any of the 14 schools (6,738).
- Vanderbilt's Perry Wallace became the first African-American scholarship basketball player in the SEC when he took the court in 1967.
- The Commodores have 45 career 1,000-point scorers, with Shan Foster (2004-08) the all-time leading scorer with 2,011 career points.
- Vanderbilt has had 12 All-Americans since 1950. They are: Billy Joe Adcock (1950), Clyde Lee (1965), Tom Hagan (1969), Jan van Breda Kolff (1974), Will Perdue (1988), Billy McCaffrey (1993), Dan Langhi (2000), Matt Freije (2004), Derrick Byars (2007), Shan Foster (2008), and John Jenkins (2011).
- Vanderbilt had two players selected in the 2016 NBA Draft - Wade Baldwin IV, Memphis, 17th pick and Damian Jones, Golden State 30th pick - one of only three schools with two or more players drafted in the first round. In all, 37 Vanderbilt players have been selected in the NBA Draft since 1950.
- The Commodores had three players drafted in the first 31 picks of the 2012 NBA Draft - John Jenkins, Atlanta, 23rd pick, Festus Ezeli, Golden State, 30th pick, Jeffery Taylor, Charlotte, 31st pick - the most by the Commodores in one draft.
- The Commodores ended a 61-year SEC Tournament drought in 2012 by claiming the tournament championship in New Orleans, the team's first SEC tournament championship since 1951.
- Kevin Stallings is the winningest coach in Vanderbilt history with 322 total victories (17 years, 322-220).
- All three of the university's top all-time scorers played for Kevin Stallings (Foster, Jeffery Taylor, Matt Freije). John Jenkins, who is 10th on the list, also played for him.
- Vanderbilt's intercollegiate athletics teams are nicknamed the Commodores, in honor of the nickname given to founder Cornelius Vanderbilt, who made his fortune in shipping. Vanderbilt donated \$1 million to begin "Central University" in 1875 - the campus was later renamed for Cornelius because of his generosity. Cornelius never stepped foot on the campus that bears his namesake.

SEC STANDINGS

2016-17 SEC STANDINGS (2/16)

	SEC	Pct.	All	Pct.
Florida	11-2	.846	21-5	.808
Kentucky	11-2	.846	21-5	.808
South Carolina	10-3	.769	20-6	.769
Alabama	8-5	.615	15-10	.600
Arkansas	8-5	.615	19-7	.731
Ole Miss	7-6	.539	16-10	.615
Georgia	6-7	.462	15-11	.577
Tennessee	6-7	.462	14-12	.539
Vanderbilt	6-7	.462	13-13	.500
Auburn	5-8	.385	16-10	.615
Miss. State	5-8	.385	14-11	.560
Texas A&M	5-8	.385	13-12	.520
Missouri	2-11	.154	7-18	.280
LSU	1-12	.077	9-16	.360

SEC STATS

VU TEAM SEC RANKINGS (2/16)

Category	SEC	All
Scoring	11th (71.7)	12th (71.8)
Scoring Defense	4th (71.5)	6th (70.3)
Scoring Margin	6th (+0.2)	11th (+1.5)
FT%	2nd (.759)	1st (.777)
FG%	5th (.446)	8th (.437)
FG% Defense	6th (.430)	12th (.434)
3FG%	5th (.373)	1st (.383)
3FG% Defense	10th (.358)	11th (.354)
3FG Made	1st (10.3)	1st (10.0)
Rebound Margin	10th (-2.4)	9th (+0.7)
Blocks	11th (3.1)	13th (3.5)
Assists	8th (12.7)	6th (13.6)
Steals	14th (4.1)	14th (3.9)
Turnover Margin	11th (-2.0)	13th (-2.3)
Assist/TO Ratio	5th (1.1)	6th (1.1)

VU INDIVIDUAL SEC RANKINGS (2/16)

Player	SEC	Total
Matthew Fisher-Davis		
Scoring	NA	10th (15.2)
3FG%	9th (.365)	3rd (.396)
3FG Made	2nd (2.6)	2nd (2.7)
Luke Kornet		
FT%	NA	8th (.848)
3FG%	7th (.391)	NA
3FG Made	8th (2.1)	NA
Blocks	5th (1.9)	T-4th (1.9)
Def. Rebounding	T-9th (4.5)	NA
Minutes Played	T-6th (33.5)	NA
Riley LaChance		
Assists	T-9th (3.8)	7th (4.0)
3FG%	3rd (.435)	NA
3FG Made	9th (2.1)	8th (2.0)
A/TO Ratio	T-7th (1.7)	4th (2.1)
Minutes Played	10th (32.6)	NA
Jeff Roberson		
Rebounding	6th (7.1)	5th (7.3)
FT%	7th (.829)	NA
Def. Rebounding	5th (5.0)	T-2nd (5.4)
Minutes Played	NA	8th (31.7)



THE LAST TIME...

VANDERBILT INDIVIDUALS

Scoring:

Scored 25 points – Matthew Fisher-Davis (25), at Dayton, 12/21/2016
Scored 30 points – Matthew Fisher-Davis (33), vs. Auburn, 1/4/2017
Scored 35 points – Billy McCaffrey (35), vs. Georgia, 2/24/1993
Scored 40 points – Shan Foster (42) vs. Mississippi State, 3/5/2008

Two Players Had 20 Points –

Luke Kornet (21), Nolan Cressler (20) vs. Iowa State, 1/28/2017

Three Players Had 20 Points – Derrick Byars (28), Shan Foster (21) and Ross Neltner (20) vs. Toledo, 12/2/2006

Scored 20 Points in Two Straight Games – Matthew Fisher-Davis at LSU (23) 12/29/16, vs. Auburn (33), 1/4/2017

Scored 20 Points in Three Straight Games – Matthew Fisher-Davis at Dayton (25), 12/21/16, at LSU (23) 12/29/16, vs. Auburn (33), 1/4/2017

Scored 20 Points in Four Straight Games – John Jenkins vs. Monmouth (25), 11/25/11, vs. Xavier (20), 11/28/11, at Louisville (27), 12/2/2011, at Davidson (22), 12/7/2011

Scored 20 Points in Five Straight Games – Shan Foster vs. Georgia (29), 2/23/2008; vs. Tennessee (32), 2/26/2008; at Arkansas (22), 3/1/2008; vs. Mississippi State (42), 3/5/2008; at Alabama (21), 3/8/2008

Scored 20 Points in Six Straight Games – Shan Foster vs. Georgia (29), 2/23/2008; vs. Tennessee (32), 2/26/2008; at Arkansas (22), 3/1/2008; vs. Mississippi State (42), 3/5/2008; at Alabama (21), 3/8/2008; vs. Auburn (26), 3/13/2008

Five Players Scored in Double Figures – Nolan Cressler (13), Luke Kornet (12), Jeff Roberson (12), Riley LaChance (12), Joe Toye (11) at Arkansas, 2/7/2017

Seven Players Scored in Double Figures – Damian Jones (10), Wade Baldwin IV (20), Riley LaChance (10), Nolan Cressler (14), Joe Toye (10), Matthew Fisher-Davis (12), Josh Henderson (11), vs. Detroit (12/2/15)

Four Players with 15 or more points – Jeff Roberson (19), Matthew Fisher-Davis (19), Riley LaChance (19), Luke Kornet (16) vs. Kentucky, 1/10/2017

Double-Doubles:

Double-Double – Luke Kornet (12 points, 11 rebounds) vs. Texas A&M, 2/16/2017
20-10 game – Damian Jones (20 points, 10 rebounds) at Miss. State, 2/16/2016
30-10 game – A.J. Ogilvy (33 points, 10 rebounds) vs. Oregon, 11/11/2011
Back-to-back 20-10 games – Matt Freije vs. South Carolina (26 points, 11 rebounds)

1/28/04; vs. Kentucky (20 points, 11 rebounds) 1/31/04

Double-Double in Points and Rebounds – Luke Kornet (12 points, 11 rebounds) vs. Texas A&M, 2/16/2017

Double-Double in Points and Assists – Wade Baldwin IV (15 points, 10 assists) vs. Western Michigan, 12/30/2015

Double-Double in Points and Blocks – Luke Kornet (11 points, 10 blocks) vs. Auburn (1/12/2016)

Double-Double in Points and Steals – Never

Double-Double in Two Consecutive games

– Luke Kornet (10 points, 11 rebounds) vs. Auburn, 1/4/17; (15 points, 13 rebounds) at Alabama, 1/7/17

Double-Double in three consecutive games – Dan Langhi vs. Notre Dame (33 points, 10 rebounds) 11/21/1998; vs. Morehead State (18 points, 10 rebounds) 11/24/1998; vs. Ohio State (14 points, 17 rebounds) 11/28/1998

Two players record double-double

– Damian Jones (24 points, 12 rebounds), Luke Kornet (10 points, 10 rebounds) vs. Trevecca, 11/16/2014

Triple-Doubles:

Triple-Double – Luke Kornet (11 points, 11 rebounds, 10 blocks) vs. Auburn, 1/12/16; Brad Tinsley (11 points, 10 rebounds, 10 assists) vs. Presbyterian, 11/12/2010

Field Goals:

Made 10 FG in a game – Damian Jones (10) at Saint Mary's, 3/18/2015

Made 11 FG in a game – Matthew Fisher-Davis (11) vs. Auburn, 1/4/2017

Made 12 FG in a game – Damian Jones (12) at Florida, 2/23/2016

Made 16 FG in a game – Shan Foster (16) vs. Mississippi State, 3/5/2008

Attempted 15 FG in a game – Matthew Fisher-Davis (15) vs. Kentucky, 1/10/2017

Attempted 16 FG in a game – Damian Jones (16) at Miss. State, 2/16/2016

Attempted 17 FG in a game – Luke Kornet (17) at Alabama, 1/17/16

Attempted 18 FG in a game – Matthew Fisher-Davis (18) at Dayton, 12/21/2016

Attempted 19 FG in a game – Rod Odom (19) vs. Missouri, 1/16/14

Attempted 20 FG in a game – Matthew Fisher-Davis (20), vs. Auburn, 1/4/2017

Three-Pointers:

Made 5 3-pointers in a game – Matthew Fisher-Davis (5), at Dayton, 12/21/2016

Made 6 3-pointers in a game – Matthew Fisher-Davis (6) at Miss. State, 2/16/2016

Made 7 3-pointers in a game – Matthew Fisher-Davis (7) vs. Auburn, 1/4/2017

Made 8 3-pointers in a game – Shan Foster (8) vs. UMass, 1/5/2008

Made 9 3-pointers in a game – Shan Foster (9) vs. Mississippi State, 3/5/2008

Attempted 10 3-pointers in a game – Matthew Fisher-Davis (10) vs. Kentucky, 1/10/2017

Attempted 15 3-pointers in a game – John Jenkins (16) vs. Oregon, 11/11/2011

Free Throws:

Made 10 FT in a game – Wade Baldwin IV (10), vs. Dayton, 12/9/15

Made 12 FT in a game – Luke Kornet (12) vs. Belmont, 11/15/16

Made 13 FT in a game – A.J. Ogilvy (13) vs. DePaul, 12/5/2009

Made 18 FT in a game – Matt Freije (18) vs. Indiana, 11/24/2003

Attempted 12 FT in a game – Wade Baldwin IV (13) at Tennessee, 1/20/16

Attempted 14 FT in a game – Wade Baldwin IV (14) vs. Florida, 1/26/2016

Attempted 15 FT in a game – Luke Kornet (16) vs. Belmont, 11/15/16

Rebounds:

10 Rebounds in a game – Luke Kornet (11), vs. Texas A&M, 2/16/2017

15 Rebounds in a game – Jeff Roberson (16) vs. Minnesota, 12/3/16

10+ Rebounds in Three Consecutive Games – Lance Goulbourne (16) vs. Ole Miss, 1/19/2011; (10) vs. St. Mary's, 1/22/2011; (12) at Miss. State, 1/27/2011

Assists:

8 Assists – Payton Willis (8) vs. Santa Clara, 11/25/2016

9 Assists – Wade Baldwin IV (9) at Miss. State, 2/16/2016

10 Assists – Wade Baldwin IV (10) vs. Auburn, 1/12/16

11 Assists – Mario Moore (13) vs. Arkansas, 2/19/2005

12 Assists – Mario Moore (13) vs. Arkansas, 2/19/2005

13 Assists – Mario Moore (13) vs. Arkansas, 2/19/2005

14 Assists – Billy McCaffrey (14) vs. Kentucky, 1/13/1993

5+ Assists in Four Consecutive Games – Wade Baldwin IV (8) vs. Texas A&M, 2/4/16; (9) at Ole Miss, 2/6/16; (7) vs. Missouri, 2/10/16; (7) at Auburn, 2/13/16; (9) at Miss. St., 2/16/16; (7) vs. Georgia, 2/20/16

8+ Assists in Two Consecutive Games – Atiba Prater (9) at Georgia, 2/2/2000; (9) vs. Boston College, 2/6/2000

Blocks:

4 Blocked Shots – Luke Kornet (4) at Alabama, 1/7/17

5 Blocked Shots – Luke Kornet (5) vs. Texas A&M, 2/16/2017

6 Blocked Shots – Luke Kornet (6) at Texas A&M, 3/5/2016

7 Blocked Shots – Damian Jones (7) at S. Carolina, 2/13/14

10 Blocked Shots – Luke Kornet (10) vs. Auburn, 1/12/16

Steals:

4 Steals – Riley LaChance (4) at Saint Mary's, 3/18/15

5 Steals – Riley LaChance (5) vs. Penn, 12/22/2014

6 Steals – Dan Cage (6) vs. Furman, 11/28/2006

7 Steals – James Strong (8) vs. Morehead State, 11/24/1998

8 Steals – James Strong (8) vs. Morehead State, 11/24/1998

Minutes:

Played every minute – Rod Odom vs. Florida, 2/25/14

Played over 40 minutes – Matthew Fisher-Davis (41), Riley LaChance (40) at Arkansas, 1/5/2016

All 5 starters played 40 minutes – Steve Tchiengang (40), Brad Tinsley (40), Lance Goulbourne (41), Jeffery Taylor (41), and John Jenkins (41), at Louisville, 12/2/2011

Fouls:

Technical Foul – Jeff Roberson, at Missouri, 2/11/2017

Fouled Out – Riley LaChance, vs. Ole Miss, 2/4/2017

Two Players Fouled Out – Joe Toye and Matthew Fisher-Davis, vs. Arkansas, 1/24/2017

Three Players Fouled Out – Damian Jones, Jeff Roberson, Wade Baldwin IV at Ole Miss, 2/6/2016

TEAM

Started the game with Opponent Technical Foul – Furman bench, 12/22/2008

Scored 95 or more points – 102 vs. Detroit, 12/2/15 (W, 102-52)

Scored 100 or more points – 102 vs. Detroit, 12/2/2015 (W, 102-52)

Scored 100 or more points (SEC game) – 102 at Ole Miss, 2/16/2012 (W, 102-76)

Scored 110 or more points – 113 vs. Alabama A&M 12/30/1998 (W, 113-71)

Scored 110 or more points (SEC game) – 111 vs. Alabama 2/21/1972 (W, 111-91)

Scored 120 or more points – 130 vs. Ole Miss 12/22/1970 (W, 130-112)

Scored 120 or more points (SEC game) – 130 vs. Ole Miss 12/22/1970 (W, 130-112)

Scored 130 or more points – 130 vs. Ole Miss 12/22/1970 (W, 130-112)

Scored Less than 50 points – 48 at Middle Tennessee (L, 48-71), 12/8/2016

Scored Less than 40 points – 38 at Tennessee (L, 76-38), 3/1/2014

Scored 20 or less points in half – 18 (1st half), 20 (2nd half) at Tennessee, 3/1/14, (L, 76-38)

Scored 90+ points in three consecutive games – 95 vs. Bradley, 11/24/2007 (W, 95-86); 91 vs. South Alabama, 11/29/2007 (W, 91-88); vs. Georgia Tech, 12/1/2007 (W, 92-79)

Allowed 90 or more points – 95, vs. Marquette, 11/11/2016 (L, 95-71)

Allowed 100 or more points – 106, Kentucky, 3/5/2003 (L, 44-106)

Allowed Less than 50 points – 41, vs. Austin Peay, 11/13/2015 (W, 80-41)

Allowed 40 or Less points – 31, at Mississippi State, 2/23/2013 (W, 72-31)

THE LAST TIME...

Shot 60% or better – .609 vs. Tenn. St., 11/23/14 (W, 78-46)
Shot 60% or better from three – .643 vs. Purdue, 12/13/14 (W, 81-71)
Shot over 67% FG – .679 vs. TSU, 12/19/2009 (W, 84-71)
Shot 50% or better – .522 at Arkansas, 2/7/2017
Shot lower than 30% – .224 at Florida 3/1/2014 (L, 76-38)
Allowed 60% shooting – .612 at Florida, 2/21/2009 (L, 68-82)
Scored 100 points in two consecutive games – 111 vs. North Alabama 12/20/1980 (W, 111-79) and 111 vs. Memphis 12/23/1980 (W, 111-96)
Scored 100 points in three consecutive games – Never
Scored 100 points in Consecutive SEC games – 104 vs. LSU 2/19/1972 (W, 104-83) and 111 vs. Alabama 2/21/1972 (W, 111-91)
Won game by 70 points or more – 71 vs. Union (Tenn.) (W, 95-24), 1911-12
Won game by 60 points or more – 71 vs. Union (Tenn.) (W, 95-24), 1911-12
Won game by 50 points or more – 50 vs. Detroit (W, 102-52) 12/2/2015
Lost by 25 or More Points – at Tennessee, 3/1/2014 (L, 76-38)
Game decided by one point – vs. Arkansas, 1/24/2017 (L, 71-70)
Two consecutive games decided by one point – at South Carolina (L, 70-71) 1/7/1998 and Tennessee (W, 80-79) 1/10/1998
Three consecutive games decided by one point – Never
Shot 90% or Better from Free Throw Line (min. 10 att.) – 92.3% at Georgia (12-13) 1/21/2017
Shot less than 50% from Free Throw Line – 46.9% vs. Morgan State (15-32) 11/23/13
Shot less than 20% from 3PT – .158 (3-19) vs. Wichita State 3/15/16 (L, 70-50)
Attempted 30 FT – 32 (23-32) vs. Kentucky, 1/10/2017
Attempted 35 FT – 39 (29-39) at Tennessee, 1/20/2016
Attempted 40 FT – 42 (29-42) vs. Florida, 2/3/2015
Attempted five or less FT – 3 at Texas A&M, 1/31/2017
Made 30 FT – 38, vs. Western Carolina, 12/16/14
Made 15 3FG – 16 vs. LSU, 12/29/2016
Won an Overtime Game – vs. Stony Brook 11/19/15 (W, 79-72)
Lost an Overtime Game – at Arkansas, 1/5/2016 (L, 85-90)
Played Two Overtimes – vs. Yale 1/3/15 (W, 79-74)
Played Three Overtimes – at Ole Miss 2/17/1982 (L, 51-48)
Played Four Overtimes – at Ole Miss 2/17/1982 (L, 51-48)
Played consecutive games that went to overtime – vs. Xavier 11/28/2011 (L, 82-70) and at Louisville, 12/2/2011 (L, 62-60)
Had 20 Turnovers – 26 at Arkansas, 1/5/2016
Had fewer than 10 Turnovers in two straight games – vs. Kentucky (7) 1/10/2017, vs. Tennessee (9) 1/14/2017
Had 10 Blocks – 10, vs. Auburn, 1/12/2016

OPPONENT - INDIVIDUALS

Scoring:
Scored 25 points – Tyler Davis (25) vs. Texas A&M, 2/16/2017
Scored 30 points – Jamal Murray (33) vs. Kentucky, 2/27/16
Scored 35 points – Jared Brownridge (36), Santa Clara, 11/25/2016
Scored 40 points – Morris Almond (44), Rice, 1/3/2007
Two Players Had 20 Points – Anthlon Bell (26), Moses Kingsley (25) at Arkansas, 1/5/16
Five Players Scored in Double Figures Deandre Burnett (17), Terence Davis (17), Breein Tyree (11), Justas Furmanavicius (11), Sebastian Saiz (10), vs. Ole Miss, 2/4/2017
Six Players Scored in Double Figures – Bam Doyno (22), Dwayne Curtis (12), Todd Abernethy (11), Clarence Sanders (11), Polynice (10) and Williams (10), vs. Ole Miss, 1/27/2007
Four Players with 15 or more points – Erik Daniels (20), Marquis Estill (17), Kelenna Azubuike (16) and Gerald Fitch (15) vs. Kentucky, 3/5/2003

Double-Doubles:
Double-Double – Robert Williams (13 points, 13 rebounds), vs. Texas A&M, 2/16/2017
Triple-Double – Sam Muldrow (16 points, 14 rebounds and 10 blocks) at South Carolina, 1/8/2010
20-10 game – Ryan Rosburg (24 points, 11 rebounds), vs. Missouri, 2/10/2016
30-10 game – Ben Simmons (36 points, 14 rebounds), LSU, 1/2/2016
Double-Double in Points and Rebounds – Robert Williams (13 points, 13 rebounds), vs. Texas A&M, 2/16/2017
Double-Double in Points and Assists – Nick Calathes (15 points, 10 assists) at Florida, 1/27/2008
Two players record double-doubles – Prince Ibeh (13 points, 11 rebounds), Kerwin Roach, Jr. (15 points, 11 rebounds), at Texas, 1/30/2016

Field Goals:
Made 10 FG in a game – Dusty Hannahs (10) at Arkansas, 2/7/2017
Made 11 FG in a game – Tyler Davis (11), vs. Texas A&M, 2/16/2017
Made 12 FG in a game – Jamal Murray, vs. Kentucky (12), 2/27/16
Made 13 FG in a game – Bobby Portis, at Arkansas (13), 1/10/15
Attempted 15 FG in a game – Jared Harper (15), Auburn, 1/4/2017
Attempted 16 FG in a game – Armani Moore (16), Tennessee, 3/1/2016
Attempted 17 FG in a game – Monte Morris (17), vs. Iowa State, 1/28/2017
Attempted 18 FG in a game – Tyler Davis (18) vs. Texas A&M, 2/16/2017
Attempted 19 FG in a game – Dusty Hannahs (19) at Arkansas, 2/7/2017
Attempted 20 FG in a game – Jamal Murray, vs. Kentucky (20), 2/27/16

Attempted 25 FG in a game – Stefan Moody (25) at Ole Miss, 2/6/16

Three-Pointers:
Made 5 3-pointers in a game – Jordan Barnett (5) at Missouri, 2/11/17
Made 6 3-pointers in a game – Jamal Murray, vs. Kentucky (6), 2/27/16
Made 7 3-pointers in a game – Chandler Parsons (7) vs. Florida, 1/25/2009
Made 8 3-pointers in a game – Brian Sullivan (8) vs. Miami (OH), 1/2/2012
Attempted 10 3-pointers in a game – KeVaughn Allen (12), at Florida, 1/21/17

Free Throws:
Made 8 FT in a game – Deandre Burnett (8), Terence Davis (8) vs. Ole Miss, 2/4/2017
Made 9 FT in a game – Dusty Hannahs (9) at Arkansas, 1/5/16
Made 10 FT in a game – Miles Bowman, Jr. (10) vs. High Point, 12/6/2016
Made 16 FT in a game – Ben Simmons (16), LSU, 1/2/2016
Made 17 FT in a game – Morris Almond (17) at Rice, 1/3/2007

Attempted 10 FT in a game – Edrice Adebayo (10) vs. Kentucky, 1/10/17
Attempted 13 FT in a game – Jared Brownridge (13) vs. Santa Clara, 11/25/16
Attempted 14 FT in a game – Johnny O'Bryant III, (14) at LSU, 1/18/14
Attempted 15 FT in a game – Ben Simmons (19), LSU, 1/2/2016

Rebounds:
10 Rebounds in a game – Robert Williams (13), vs. Texas A&M, 2/16/2017
15 Rebounds in a game – Sebastian Saiz (16), vs. Ole Miss, 2/4/2017
18 Rebounds in a game – Daniel Northern (18) vs. Tennessee Tech, 12/20/2008
19 Rebounds in a game – Omar Samhan (19) at St. Mary's, 11/20/2009
20 Rebounds in a game – Roy Rogers (20) at Alabama, 1/3/1996

Assists
8 Assists – Alex Caruso (8) at Texas A&M, 3/5/16
9 Assists – John Wall (9) at Kentucky, 1/30/2010
10 Assists – Alex Caruso (10) at Texas A&M, 1/31/2015
11 Assists – Dee Bost (11) vs. Mississippi State, 3/11/2011
12 Assists – G.G. Smith (12) vs. Georgia, 2/3/1999

Blocks:
4 Blocked Shots – Grant Williams (4), vs. Tennessee, 1/14/2017
5 Blocked Shots – Karl-Anthony Towns, (7), at Kentucky, 1/20/15
6 Blocked Shots – Reggie Lynch, (6), vs. Minnesota, 12/3/16
7 Blocked Shots – A.J. Hammons, (7), at Purdue, 12/22/15
8 Blocked Shots – Jarvis Varnado (9) vs. Mississippi State, 2/3/2010
10 Blocked Shots – Sam Muldrow (10) at South Carolina, 1/8/2011

Steals:
5 Steals – Devon Baukman (5) vs. Tennessee, 3/10/2016
6 Steals – Jajuan Johnson (6) vs. Marquette, 11/11/2016
7 Steals – Aaron Lucas (7) at South Carolina, 1/19/2002
8 Steals – Steve Wojciechowski (8) at Duke, 11/22/1996
Two players with 3 steals – Bobby Portis (4), Rashad Madden (3) at Arkansas, 1/10/15

Minutes:
Played every minute – Admon Gilder vs. Texas A&M, 2/16/2017
Played over 40 minutes – Carson Puriefory (44), vs. Stony Brook, 11/19/15

Fouls:
Technical Foul – Justin Geist, at Missouri, 2/11/2017
Fouled Out – Monte Morris, vs. Iowa State, 1/28/2017
Three Players Fouled Out – Donte' Williams, Nemanja Djuristic, John Florveus vs. Georgia, 1/14/2012

OPPONENT - TEAM

Scored 90 or more points at Memorial Gym – 90 vs. LSU, 1/2/16 (LSU 90, Vanderbilt 85)
Scored 100 or more points – 106 at Kentucky 3/5/2003 (L, 44-106)
Scored 110 or more points – 120 vs. Kentucky 2/7/1996 (L, 81-120)
Scored 120 or more points – 120 vs. Kentucky 2/7/1996 (L, 81-120)
Scored 130 or more points – Never
Scored Less than 50 points – 41 vs. Austin Peay, 11/13/15 (W, 80-41)
Scored Less than 40 points – 31 at Mississippi State, 2/23/2013 (W, 72-31)
Shot 50% or Better – .586 vs. Tennessee, 1/14/2017 (L, 75-87)
Shot 60% or Better – .612 at Florida (UF 82, VU 68), 2/21/2009
Shot 60% or Better from 3PT – .800 (12-15), vs. High Point, 12/6/2016
Shot less than 30% FG – .290 (18-62), at Auburn, 2/13/2016 (W, 86-57)
Shot less than 15% from 3PT – .111 (1-9), vs. Kentucky, 1/10/17 (L, 81-87)
Held Opponent Without a 3-Pointer – vs. Nebraska, 11/18/10 (W, 59-49)
Shot 90% or Better from Free Throw Line – .913, at Georgia (23-25), 1/27/2015
Shot less than 50% from Free Throw Line – .467, vs. Minnesota, 12/3/2016 (L, 52-56)
Attempted 30 FT – 33 vs. Ole Miss, 2/4/17
Attempted 40 FT – 42 at Mississippi State, 2/12/2007
Attempted 45 or More FT – 49 at South Carolina, 1/28/2009
Attempted five or less FT – 1 vs. Miami (OH), 1/2/2012
Made 20 FT – 24, vs. Ole Miss, 2/4/17
Made 30 FT – 32, at South Carolina, 1/28/2009
Made 0 FT – Georgia, 1/14/2009
Made 12 3PT – 12, vs. High Point, 12/6/2016
Made 15 3PT – 15, vs. Florida, 1/25/2009
Attempted 30 or more 3PT – 41 vs. Belmont, 11/15/16
Had 20 Turnovers – 20 vs. MTSU, 12/21/2012



DJERY BAPTISTE

12

R-Freshman, Center
6'10" 240 lbs.
Gonaives, Haiti
Prestonwood Christian HS

SEASON HIGHS

Points: 8, vs. Belmont (11/15/16)
FG Made: 3, vs. Belmont (11/15/16)
FG Atts: 5, 2x, last vs. Bucknell (11/21/16)
3FG Made:
3FG Atts:
FT Made: 3, vs. Norfolk St. (11/18/16)
FT Atts: 6, vs. Norfolk St. (11/18/16)
Rebounds: 7, vs. Norfolk St. (11/18/16)
Assists: 1, at Dayton (12/21/16)
Turnovers: 2, 3x, last vs. Butler (11/24/16)
Blocks: 3, vs. Norfolk St. (11/18/16)
Steals: 1, 3x, last vs. Alabama (1/7/16)
Minutes: 18, vs. Norfolk St. (11/18/16)

CAREER HIGHS

Points: 8, vs. Belmont (11/15/16)
FG Made: 3, vs. Belmont (11/15/16)
FG Atts: 5, 2x, last vs. Bucknell (11/21/16)
3FG Made:
3FG Atts:
FT Made: 3, vs. Norfolk St. (11/18/16)
FT Atts: 6, vs. Norfolk St. (11/18/16)
Rebounds: 7, vs. Norfolk St. (11/18/16)
Assists: 1, at Dayton (12/21/16)
Turnovers: 2, 3x, last vs. Butler (11/24/16)
Blocks: 3, vs. Norfolk St. (11/18/16)
Steals: 1, 3x, last vs. Alabama (1/7/16)
Minutes: 18, vs. Norfolk St. (11/18/16)

MISCELLANEOUS

BAPTISTE NOTEBOOK

- ✪ Scored four points in six minutes of action in win at Arkansas.
- ✪ Made first career-start vs. Butler.
- ✪ Tallied career-high eight points and three rebounds vs. Belmont; had 7 points and 7 rebounds vs. Norfolk St.
- ✪ Redshirted the 2015-16 season.
- ✪ Signed with the Commodores in November of 2014...Chose the Commodores over UConn, SMU, Oregon, and USC, and was ranked the eighth-best player in the state of Texas according to ESPN.
- ✪ Originally from Haiti, Baptiste is one of the most physically impressive prospects in the 2015 class. He speaks four languages and hopes to one day be a diplomat in his native country.
- ✪ Attended the Prestonwood Christian Academy in Plano, Texas, where he averaged 10 points, 10 rebounds, three blocks, two assists, and one steal in his senior season...Helped lead his Lion teams to four consecutive state championships...Named his team's Defensive Player of the Year in his senior season.
- ✪ Djery Jean Baptiste...November 12, 1995...Son of Hebert Jean Baptiste and Wislonde Destin...Plans to major in Public Policy and Linguistics...Recipient of the Myer Family Men's Basketball Scholarship...Advice to youngsters: "Seek God."

BAPTISTE GAME-BY-GAME (FRESHMAN)

Opponent	M	FG-A	3P-A	FT-A	Reb	PF	A	T	B	S	PTS
N11 vs. Marquette	9	0-1	0-0	1-2	1	4	0	0	1	1	1
N15 Belmont	11	3-5	0-0	2-2	3	4	0	2	0	0	8
N18 Norfolk State	18	2-4	0-0	3-6	7	3	0	2	3	1	7
N21 Bucknell	13	1-5	0-0	0-0	5	1	0	0	1	0	2
N24 vs. Butler*	17	1-3	0-0	0-0	2	3	0	2	0	0	2
N25 vs. Santa Clara	10	2-2	0-0	0-0	0	3	0	0	0	0	4
N29 Tennessee State	11	2-2	0-0	0-0	3	2	0	1	1	0	4
D3 vs. Minnesota	8	1-1	0-0	0-0	2	1	0	0	0	0	2
D6 High Point	14	0-0	0-0	0-0	1	2	0	1	0	0	0
D8 @M. Tennessee	3	0-0	0-0	0-0	0	0	0	0	0	0	0
D17 Chattanooga	5	2-2	0-0	0-0	2	1	0	1	0	0	4
D21 @Dayton	6	0-2	0-0	0-0	1	2	1	0	1	0	0
D29 @ LSU	9	0-1	0-0	0-0	1	2	0	0	0	0	0
J4 Auburn	7	0-1	0-0	0-0	1	1	0	0	0	0	0
J7 @Alabama	5	0-0	0-0	0-0	0	2	0	0	0	1	0
J10 Kentucky	6	0-0	0-0	0-2	1	4	0	1	0	0	0
J14 Tennessee	2	0-0	0-0	2-2	1	0	0	0	0	0	2
J17 @ Georgia	10	0-1	0-0	0-0	4	1	0	0	0	0	0
J21 @Florida	7	0-2	0-0	0-0	3	1	0	0	0	0	0
J24 Arkansas	5	1-1	0-0	1-1	2	2	0	3	1	0	3
J28 Iowa State	6	0-1	0-0	0-0	2	0	0	2	0	0	6
J31 @Texas A&M	4	0-0	0-0	0-0	0	0	0	0	0	0	0
F4 Ole Miss	4	0-0	0-0	0-0	3	2	0	0	1	0	0
F7 @Arkansas	6	2-2	0-0	0-0	3	0	0	0	0	0	4
F11 @Missouri	7	1-1	0-0	0-0	0	2	0	0	0	0	2
F16 Texas A&M	9	1-1	0-0	0-0	2	2	0	0	0	0	2

Baptiste's Overall Statistics at Vanderbilt

Year	GP	GS	Min	Avg	FG	FGA	Pct	3FG	3FGA	Pct	FT	FTA	Pct	Off	Def	Tot	Avg	PF	FO	Ast	TO	Blk	Stl	Pts	Avg
2016-17	26	1	212	8.2	19	38	.500	0	0	.000	9	15	.600	20	30	50	1.9	45	0	1	15	9	3	47	1.8
TOTAL	26	1	212	8.2	19	38	.500	0	0	.000	9	15	.600	20	30	50	1.9	45	0	1	15	9	3	47	1.8

Baptiste's SEC Statistics at Vanderbilt

Year	GP	GS	Min	Avg	FG	FGA	Pct	3FG	3FGA	Pct	FT	FTA	Pct	Off	Def	Tot	Avg	PF	FO	Ast	TO	Blk	Stl	Pts	Avg
2016-17	13	0	81	6.2	5	10	.500	0	0	.000	3	5	.600	9	12	21	1.6	19	0	0	4	2	1	13	1.0
TOTAL	13	0	81	6.2	5	10	.500	0	0	.000	3	5	.600	9	12	21	1.6	19	0	0	4	2	1	13	1.0



CLEVON BROWN

15

Freshman, Forward
6'8" 219 lbs.
San Antonio, Texas
Churchill HS

SEASON HIGHS

Points: 8, at Missouri (2/11/17)
FG Made: 3, 3x, last at Missouri (2/11/17)
FG Atts: 6, last at Texas A&M (1/31/17)
3FG Made: 2, 2x, last at Missouri (2/11/17)
3FG Atts: 3, 2x, at Missouri (2/11/17)
FT Made: 2, vs. Texas A&M (2/16/17)
FT Atts: 4, vs. Texas A&M (2/16/17)
Rebounds: 6, at Missouri (2/11/17)
Assists: 1, 2x, last at Florida (1/21/17)
Turnovers: 2, vs. Tennessee State (11/29/16)
Blocks: 2, at Missouri (2/11/17)
Steals:
Minutes: 17, at M. Tennessee (12/8/16)

CAREER HIGHS

Points: 8, at Missouri (2/11/17)
FG Made: 3, 3x, last at Missouri (2/11/17)
FG Atts: 6, last at Texas A&M (1/31/17)
3FG Made: 2, 2x, last at Missouri (2/11/17)
3FG Atts: 3, 2x, at Missouri (2/11/17)
FT Made: 2, vs. Texas A&M (2/16/17)
FT Atts: 4, vs. Texas A&M (2/16/17)
Rebounds: 6, at Missouri (2/11/17)
Assists: 1, 2x, last at Florida (1/21/17)
Turnovers: 2, vs. Tennessee State (11/29/16)
Blocks: 2, at Missouri (2/11/17)
Steals:
Minutes: 17, at M. Tennessee (12/8/16)

MISCELLANEOUS

BROWN NOTEBOOK

- ✪ Had career-high eight points, six rebounds, and two blocks at Missouri.
- ✪ Tied a then-career high with six points at Texas A&M. Grabbed a career-high five rebounds against the Aggies.
- ✪ Signed with the Commodores in November of 2015.
- ✪ Made career debut vs. Marquette, scored five points against Golden Eagles; scored career-high six points vs. Norfolk State.
- ✪ Was ranked as the 9th-best player in the state of Texas by Texas Hoops, and the 126th-ranked player nationally by Rivals.com.
- ✪ As a junior, he averaged 16.8 points, 9.4 rebounds, and 3.2 blocks per game and was named to the District 26-6A first team, while also claiming all-tournament honors at the Northside ISD and Georgetown tournaments.
- ✪ Ranked as the 26th-ranked power forward in the country by Scout.com, he also received offers from Texas, Illinois, Notre Dame, and Auburn.

BROWN GAME-BY-GAME (FRESHMAN)

Opponent	M	FG-A	3P-A	FT-A	Reb	PF	A	T	B	S	PTS
N11 vs. Marquette	13	2-2	1-1	0-0	2	1	0	1	1	0	5
N15 Belmont	5	0-0	0-0	0-0	0	1	0	0	1	0	0
N18 Norfolk State	16	2-4	1-3	1-1	3	1	0	0	1	0	6
N21 Bucknell	2	0-0	0-0	0-0	1	0	0	1	0	0	0
N24 vs. Butler	16	2-4	2-2	0-0	4	2	0	1	0	0	6
N25 vs. Santa Clara	8	0-3	0-2	0-0	3	0	0	0	0	0	0
N29 Tennessee State	10	0-3	0-2	0-0	2	1	0	2	0	0	0
D3 vs. Minnesota	3	0-1	0-1	0-0	0	3	0	0	0	0	0
D6 High Point	11	1-2	1-2	0-0	0	2	0	1	1	0	3
D8 @ M. Tennessee	17	3-4	0-0	0-0	4	1	1	0	1	0	6
D17 Chattanooga	5	0-0	0-0	1-2	1	1	0	1	0	0	1
D21 @ Dayton	3	0-0	0-0	0-0	2	1	0	0	0	0	0
D29 @ LSU	DNP										
J4 Auburn	8	0-0	0-0	0-0	1	0	0	0	1	0	0
J7 @ Alabama	3	0-0	0-0	0-0	0	0	0	0	0	0	0
J10 Kentucky	2	0-0	0-0	0-0	0	1	0	0	0	0	0
J14 Tennessee	0+	0-0	0-0	0-0	0	0	0	0	0	0	0
J17 @ Georgia	9	0-2	0-2	0-0	1	1	0	0	0	0	0
J21 @Florida	2	0-0	0-0	0-0	0	0	1	1	1	0	0
J24 Arkansas	3	0-0	0-0	0-0	1	0	0	0	0	0	0
J28 Iowa State	3	0-0	0-0	0-0	0	0	0	0	0	0	3
J31 @ Texas A&M	15	3-6	0-2	0-0	5	2	0	0	1	0	6
F4 Ole Miss	5	0-1	0-1	0-0	2	1	0	0	0	0	0
F7 @ Arkansas	4	0-0	0-0	0-0	0	1	1	0	0	0	0
F11 @ Missouri	15	3-4	2-3	0-0	6	2	0	0	2	0	8
F16 Texas A&M	14	1-4	0-0	2-4	2	1	0	1	0	0	4

Brown's Overall Statistics at Vanderbilt

Year	GP	GS	Min	Avg	FG	FGA	Pct	3FG	3FGA	Pct	FT	FTA	Pct	Off	Def	Tot	Avg	PF	FO	Ast	TO	Blk	Stl	Pts	Avg
2016-17	25	0	192	7.7	17	40	.425	7	21	.333	4	7	.571	14	26	40	1.6	23	0	3	9	10	0	45	1.8
TOTAL	25	0	192	7.7	17	40	.425	7	21	.333	4	7	.571	14	26	40	1.6	23	0	3	9	10	0	45	1.8

Brown's SEC Statistics at Vanderbilt

Year	GP	GS	Min	Avg	FG	FGA	Pct	3FG	3FGA	Pct	FT	FTA	Pct	Off	Def	Tot	Avg	PF	FO	Ast	TO	Blk	Stl	Pts	Avg
2016-17	12	0	80	6.7	7	17	.412	2	8	.250	2	4	.500	7	11	18	1.5	9	0	2	2	5	0	18	1.5
TOTAL	12	0	80	6.7	7	17	.412	2	8	.250	2	4	.500	7	11	18	1.5	9	0	2	2	5	0	18	1.5



NOLAN CRESSLER

24

RS Senior, Guard
6'4" 210 lbs.
Pittsburgh, Pa.
Cornell/Plum HS

SEASON HIGHS

- Points: 20, vs. Iowa State (1/28/17)
- FG Made: 8, vs. Iowa State (1/28/17)
- FG Atts: 10, vs. Iowa State (1/28/17)
- 3FG Made: 4, vs. Iowa State (1/28/17)
- 3FG Atts: 4, 4x, last at Texas A&M (1/31/17)
- FT Made: 4, vs. Minnesota (12/3/16)
- FT Atts: 5, vs. Minnesota (12/3/16)
- Rebounds: 9, vs. Marquette (11/11/16)
- Assists: 5, vs. High Point (12/6/16)
- Turnovers: 3, 3x, last at Georgia (1/17/17)
- Blocks:
- Steals: 3, vs. High Point (12/6/16)
- Minutes: 35, at Arkansas (2/7/17)

CAREER HIGHS

- Points: 34, vs. Brown (2/22/14)
- FG Made: 11, vs. Siena (11/22/13)
- FG Atts: 22, vs. Penn (3/8/14)
- 3FG Made: 6, vs. Brown (2/22/14)
- 3FG Atts: 13, at W. Michigan (11/29/13)
- FT Made: 10, 2x, last vs. Brown (2/22/14)
- FT Atts: 14, vs. Brown (2/22/14)
- Rebounds: 9, 3x, last vs. Marquette (11/11/16)
- Assists: 5, vs. High Point (12/6/16)
- Turnovers: 4, 4x, last vs. Princeton (3/7/14)
- Blocks: 1, 5x, last vs. Wichita St. (3/15/16)
- Steals: 3, 2x, last vs. High Point (12/6/16)
- Minutes: 37, 4x, last vs. Brown (2/22/14)

MISCELLANEOUS

	2016-17	Career
Double-Digit Pts.	10	51
20+ Points	1	12
5+ threes	-	5

CRESSLER NOTEBOOK

- ✪ Led team with 13 points in win at Arkansas - played a season-high 35 minutes.
- ✪ Scored 20 points vs. Iowa State, his most as a Commodore after transferring from Cornell.
- ✪ Eclipsed 1,000 point barrier in his career with 10 points against Tennessee.
- ✪ Scored in double figures in 10 games this year.
- ✪ Tied career high with nine rebounds vs. Marquette.
- ✪ Posted six games in double figures in 2015-16. Scored season-high 14 points vs. Detroit on season-best six made field goals.
- ✪ Tied season high with 14 points at Ole Miss in only 13 minutes of action.
- ✪ Scored 11 points vs. Tennessee in only 12 minutes.
- ✪ Tallied 10 points vs. St. John's in Maui.
- ✪ 6'4 guard who transferred to Vanderbilt from Cornell in the summer of 2014.
- ✪ Averaged 16.8 points, 4.2 rebounds, and 1.6 assists in his sophomore season with the Big Red...Named an honorable-mention All-Ivy selection as a sophomore...Has two years of eligibility remaining after sitting out the 2014-15 season.
- ✪ Led the team in scoring with 16.8 points per game with the Big Red.
- ✪ Also averaged 4.2 rebounds, and 1.6 assists per contest.
- ✪ Scored a career-high 34 points against Brown..His 469 points ranked 14th in a single season at Cornell, while his 68 3-pointers sits 11th... He shot 41 percent from the floor and 36 percent from 3-point range while adding 4.2 rebounds and 1.6 assists per contest.
- ✪ Scored 27 points, including five 3-pointers, at 2013 MAC champion Western Michigan, and notched 25 points on 11-of-19 shooting vs. Siena, adding three rebounds and two assists.
- ✪ Opened the 2013-14 season with a bang, scoring a career-best 23 points in the season opener at Syracuse, including 20 in the first half.

CRESSLER GAME-BY-GAME (SENIOR)

Opponent	M	FG-A	3P-A	FT-A	Reb	PF	A	T	B	S	PTS
N11 vs. Marquette*	19	3-8	1-1	0-0	9	1	1	3	0	0	7
N15 Belmont*	28	2-5	1-2	0-0	5	3	3	0	0	1	5
N18 Norfolk State*	15	1-5	1-3	0-0	3	2	1	0	0	0	3
N21 Bucknell*	22	4-7	0-2	0-0	1	1	1	1	0	0	8
N24 vs. Butler	18	3-5	1-2	1-1	3	5	0	2	0	2	8
N25 vs. Santa Clara	12	1-3	1-1	0-0	3	1	0	0	0	0	3
N29 Tennessee State	19	2-2	1-1	0-0	5	1	1	2	0	0	5
D3 vs. Minnesota	18	1-3	0-0	4-5	4	2	0	0	0	1	6
D6 High Point	22	4-7	2-3	0-0	4	1	5	3	0	3	10
D8 @ M. Tennessee	26	1-4	0-1	1-2	2	3	1	0	0	1	3
D17 Chattanooga	14	0-1	0-1	0-0	0	1	1	1	0	0	0
D21 @ Dayton	18	5-9	1-3	0-0	6	2	1	1	0	0	11
D29 @ LSU	23	4-4	1-1	1-2	3	1	2	1	0	1	10
J4 Auburn	14	3-3	2-2	0-0	1	0	0	0	0	0	8
J7 @ Alabama	25	4-6	2-4	0-0	4	1	0	0	0	1	10
J10 Kentucky	29	1-6	0-2	0-0	4	1	2	0	0	0	2
J14 Tennessee	29	4-8	0-1	2-2	1	2	3	0	0	1	10
J17 @ Georgia*	30	5-9	1-4	0-0	6	4	4	3	0	1	11
J21 @ Florida*	23	4-6	0-2	2-2	4	2	2	2	0	0	10
J24 Arkansas*	21	1-5	0-3	0-0	4	1	2	2	0	0	6
J28 Iowa State*	29	8-10	4-4	0-0	5	1	4	0	0	0	20
J31 @ Texas A&M*	24	4-8	2-4	0-0	5	0	2	1	0	1	10
F4 Ole Miss*	20	3-5	2-4	0-2	4	4	1	3	0	0	8
F7 @ Arkansas*	35	5-7	2-2	1-1	8	1	2	4	0	0	13
F11 @ Missouri*	30	3-3	1-1	1-2	1	4	2	2	0	0	8
F16 Texas A&M*	22	2-6	1-4	0-0	4	1	4	1	0	1	5

Cressler's Overall Statistics

Year	GP	GS	Min	Avg	FG	FGA	Pct	3FG	3FGA	Pct	FT	FTA	Pct	Off	Def	Tot	Avg	PF	FO	Ast	TO	Blk	Stl	Pts	Avg
2012-13*	31	12	717	23.1	99	232	.427	54	134	.403	36	47	.766	36	47	83	2.7	54	0	24	31	1	19	288	9.3
2013-14*	28	28	912	32.6	169	411	.411	68	187	.364	63	81	.778	63	81	144	5.1	78	3	45	59	2	14	469	16.8
2015-16	30	2	370	12.3	57	125	.456	17	62	.274	12	23	.522	10	55	65	2.2	41	1	23	21	3	3	143	4.8
2016-17	26	13	585	22.5	78	145	.538	27	58	.466	13	19	.684	25	74	99	3.8	46	1	45	32	0	15	196	7.5
TOTAL	56	15	955	17.1	135	270	.500	44	120	.367	25	42	.595	35	129	164	2.9	87	2	68	53	3	18	339	6.1
All*	115	55	2584	22.5	403	913	.441	166	441	.376	124	170	.729	134	257	391	3.4	219	5	137	143	6	51	1096	9.5

* Statistics from prior team/school

Cressler's SEC Statistics at Vanderbilt

Year	GP	GS	Min	Avg	FG	FGA	Pct	3FG	3FGA	Pct	FT	FTA	Pct	Off	Def	Tot	Avg	PF	FO	Ast	TO	Blk	Stl	Pts	Avg
2015-16	15	0	144	9.6	24	55	.436	5	23	.217	9	17	.529	5	25	30	2.0	18	1	8	8	1	3	62	4.1
2016-17	13	8	325	25.0	43	76	.566	14	34	.412	7	11	.636	10	39	49	3.8	22	0	26	19	0	7	107	8.2
TOTAL	28	8	469	16.8	67	131	.511	19	57	.333	16	28	.571	15	64	79	2.8	40	1	34	27	1	10	169	6.0



MATTHEW FISHER-DAVIS

5

Junior, Guard
6'5" 185 lbs.
Charlotte, N.C.
Butler HS

SEASON HIGHS

- Points:** 33, vs. Auburn (1/4/17)
- FG Made:** 11, vs. Auburn (1/4/17)
- FG Atts:** 20, vs. Auburn (1/4/17)
- 3FG Made:** 7, vs. Auburn (1/4/17)
- 3FG Atts:** 14, vs. Auburn (1/4/17)
- FT Made:** 9, 3x, last vs. Kentucky (1/10/17)
- FT Atts:** 12, at LSU (12/29/16)
- Rebounds:** 7, 2x, last vs. vs. Auburn (1/4/17)
- Assists:** 4, vs. Minnesota (12/3/16)
- Turnovers:** 4, 2x, last at Dayton (12/21/16)
- Blocks:** 2, vs. Arkansas (1/24/17)
- Steals:** 2, 2x, last vs. Auburn (1/4/17)
- Minutes:** 38, vs. Kentucky (1/10/17)

CAREER HIGHS

- Points:** 33, vs. Auburn (1/4/17)
- FG Made:** 11, vs. Auburn (1/4/17)
- FG Atts:** 20, vs. Auburn (1/4/17)
- 3FG Made:** 7, vs. Auburn (1/4/17)
- 3FG Atts:** 14, vs. Auburn (1/4/17)
- FT Made:** 9, 3x, last vs. Kentucky (1/10/17)
- FT Atts:** 12, at LSU (12/29/16)
- Rebounds:** 11, vs. Wofford (12/19/15)
- Assists:** 7, vs. Dayton (12/9/15)
- Turnovers:** 5, at Stanford (3/24/15)
- Blocks:** 4, vs. S. Dakota St. (3/20/15)
- Steals:** 3, vs. Gardner-Webb (11/16/15)
- Minutes:** 41, at Arkansas (1/5/16)

MISCELLANEOUS

	2016-17	Career
Double-Digit Pts.	19	47
3+ Threes	12	41
Double-Double	-	1

FISHER-DAVIS NOTEBOOK

- Leads the team in scoring with 15.2 points per game, Fisher-Davis is 10th in the SEC in scoring in all games and is second in the league in three's made (2.7) and third in 3FG% (.396) in all games.
- Scored 20 or more points in eight career games.
- Tallied a career-high 33 points vs. Auburn - made seven threes, first Commodore to make seven three's in a game since John Jenkins made seven against Lafayette on December 21, 2011.
- Scored 25 points at Dayton on career-best nine made field goals. Made season-high five threes vs. Flyers; tallied 23 points in win at LSU in SEC opener.
- Started 28 games and played in 32 contests in 2015-16. Scored in double figures in 17 games in 2015-16. Made three or more threes in 17 games.
- Finished the season first in the SEC in three-point field goal percentage at 44.6%.
- Finished 2014-15 as the SEC's freshman leader in three-pointers made (2.1, 6th in conference) and was second in three-point percentage in all games (.401). In league games only, Fisher-Davis was fifth in threes made (2.2) and fourth in three-point percentage (.402).
- Scored a career-high 18 points at Stanford in NIT Quarterfinals on a career-high six made threes.
- 6'5 guard considered one of best shooters in 2014 class...Shot 67.5% from the floor, 49.1% from three, and 96% from the free throw line in his senior season at Butler HS.
- Averaged 22 points, 13 rebounds, five assists, two steals and two blocks per game as a senior, and was named the SW4A Player of the Year and as a member of the Charlotte Observer's All-Observer team.
- Chose Vanderbilt over Texas, Georgia, Baylor, Kansas State, Virginia, Oklahoma State, Arkansas, Alabama, and Wake Forest.

FISHER-DAVIS GAME-BY-GAME (JUNIOR)

Opponent	M	FG-A	3P-A	FT-A	Reb	PF	A	T	B	S	PTS
N11 vs. Marquette*	22	4-10	2-5	2-2	0	0	1	4	0	0	12
N15 Belmont*	34	4-10	3-6	5-5	3	0	0	2	0	0	16
N18 Norfolk State*	27	5-12	4-9	4-4	3	3	2	0	1	1	18
N21 Bucknell*	36	7-12	4-7	5-7	2	2	0	2	0	1	23
N24 vs. Butler*	11	1-3	0-2	0-0	3	0	0	0	0	1	2
N25 vs. Santa Clara*	35	4-9	3-6	3-3	2	2	2	2	0	0	14
N29 Tennessee State*	29	6-10	2-5	8-11	5	2	1	2	0	2	22
D3 vs. Minnesota*	35	3-11	2-7	0-0	3	1	4	2	0	1	8
D6 High Point*	29	6-10	4-8	3-4	3	0	3	1	1	0	19
D8 @ M. Tennessee*	36	4-13	3-7	2-2	3	1	1	4	0	1	13
D17 Chattanooga*	37	4-14	1-7	9-9	7	3	2	2	0	0	18
D21 @ Dayton*	29	9-18	5-9	2-2	3	4	0	4	1	0	25
D29 @ LSU*	29	5-13	4-9	9-12	4	2	0	2	0	0	23
J4 Auburn*	33	11-20	7-14	4-7	7	1	2	2	0	2	33
J7 @ Alabama*	32	2-9	1-6	2-2	4	3	0	3	0	1	7
J10 Kentucky*	38	4-15	2-10	9-11	2	3	0	0	0	0	19
J14 Tennessee*	25	4-6	2-3	2-5	1	5	0	3	0	0	12
J17 @ Georgia	24	4-13	1-7	0-0	4	3	1	1	0	0	9
J21 @ Florida*	32	6-14	3-9	4-4	3	3	0	1	0	1	19
J24 Arkansas*	26	3-9	1-3	0-0	2	5	0	0	2	0	7
J28 Iowa State*	32	4-9	3-6	3-3	3	5	1	1	0	1	14
J31 @ Texas A&M*	32	5-11	2-5	0-0	2	1	1	1	0	1	12
F4 Ole Miss*	29	4-11	3-8	2-2	2	3	3	1	0	1	13
F7 @ Arkansas	DNP										
F11 @ Missouri	17	1-5	1-3	5-6	2	3	2	2	0	1	8
F16 Texas A&M	30	5-10	4-8	0-0	3	2	1	3	0	0	14

Fisher-Davis' Overall Statistics at Vanderbilt

Year	GP	GS	Min	Avg	FG	FGA	Pct	3FG	3FGA	Pct	FT	FTA	Pct	Off	Def	Tot	Avg	PF	FO	Ast	TO	Blk	Stl	Pts	Avg
2014-15	34	11	777	22.9	80	228	.351	71	177	.401	15	21	.714	16	63	79	2.3	55	0	46	31	16	13	246	7.2
2015-16	32	28	877	27.4	102	236	.432	79	177	.446	27	36	.750	12	103	115	3.6	50	1	36	27	9	15	310	9.7
2016-17	25	22	739	29.6	115	277	.415	67	169	.396	83	101	.822	6	70	76	3.0	57	3	27	45	5	15	380	15.2
TOTAL	91	61	2393	26.3	297	741	.401	217	523	.415	125	158	.791	34	236	270	3.0	162	4	109	103	30	43	936	10.3

Fisher-Davis' SEC Statistics at Vanderbilt

Year	GP	GS	Min	Avg	FG	FGA	Pct	3FG	3FGA	Pct	FT	FTA	Pct	Off	Def	Tot	Avg	PF	FO	Ast	TO	Blk	Stl	Pts	Avg
2014-15	18	7	429	23.8	45	127	.354	39	97	.402	7	11	.636	9	36	45	2.5	27	0	26	17	7	7	136	7.6
2015-16	17	14	491	28.9	57	130	.438	44	101	.436	18	24	.750	5	48	53	3.1	26	1	21	15	4	7	176	10.4
2016-17	12	9	347	28.9	54	136	.397	31	85	.365	37	49	.755	1	35	36	3.0	34	2	10	19	2	7	176	14.7
TOTAL	47	30	1267	27.0	156	393	.397	114	283	.403	62	84	.738	15	119	134	2.9	87	3	57	51	13	21	488	10.4



LUKE KORNET

3

Senior, Forward
7'1" 250 lbs.
Lantana, Texas
Liberty Christian HS

SEASON HIGHS

- Points:** 21, vs. Iowa State (1/28/17)
- FG Made:** 8, vs. Bucknell (11/21/16)
- FG Atts:** 18, vs. Minnesota (12/3/16)
- 3FG Made:** 4, 2x, last vs. Ole Miss (2/4/17)
- 3FG Atts:** 9, 4x, last at Missouri (2/11/17)
- FT Made:** 12, vs. Belmont (11/15/16)
- FT Atts:** 16, vs. Belmont (11/15/16)
- Rebounds:** 13, at Alabama (1/7/16)
- Assists:** 4, at Texas A&M (1/31/17)
- Turnovers:** 4, vs. Butler (11/24/16)
- Blocks:** 5, vs. Texas A&M (2/16/17)
- Steals:** 2, 2x, last at LSU (12/29/16)
- Minutes:** 38, vs. Tennessee (1/14/17)

CAREER HIGHS

- Points:** 24, vs. Tennessee State (11/23/14)
- FG Made:** 10, vs. Tennessee State (11/23/14)
- FG Atts:** 18, vs. Minnesota (12/3/16)
- 3FG Made:** 5, at Tennessee (2/26/15)
- 3FG Atts:** 9, 4x, last at Missouri (2/11/17)
- FT Made:** 12, vs. Belmont (11/15/16)
- FT Atts:** 16, vs. Belmont (11/15/16)
- Rebounds:** 14, at Tennessee (1/20/16)
- Assists:** 4, 3x, last at Texas A&M (1/31/17)
- Turnovers:** 4, 3x, last vs. Butler (11/24/16)
- Blocks:** 10, vs. Auburn (1/12/16)
- Steals:** 3, vs. Miss. State (2/1/14)
- Minutes:** 38, vs. Tennessee (1/14/17)

MISCELLANEOUS

	2016-17	Career
Double-Digit Pts.	20	52
3+ Threes	6	14
4+ Blocks	3	17

KORNET NOTEBOOK

- ✪ Scored in double figures in 20 of 26 games this season; scored season-high 21 points vs. Iowa State.
- ✪ All-time NCAA career leader in three's made by a seven-footer with 138.
- ✪ Recently became Vanderbilt's 45th 1,000-point scorer with 11 points against Missouri.
- ✪ Seventh in SEC in 3FG% in league games only at 39.1%.
- ✪ Posted third double double of the season with 12-point, 11-rebound effort vs. TAMU; also added five blocks.
- ✪ Recently named to the Senior CLASS Award Top 30 list.
- ✪ Made a game-winning three vs. Chattanooga on Dec. 17; was season-best 3-6 from three.
- ✪ Played in 28 games and made 25 starts in 2015-16. Averaged 8.9 points and 7.3 rebounds per game. Named to All-SEC Defensive Team.
- ✪ Scored in double figures in 11 games and had four or more blocks in 12 contests as a junior. Scored a season-high 20 points at Ole Miss. Made season-high four threes in win over Texas A&M in Nashville.
- ✪ 3rd in the nation in blocked shots in 2015-16, averaging 3.0 blocks per game. Fifth in the program's history in career blocks per game (1.49) and is fourth in total blocks (139).
- ✪ In a single season, Kornet's 84 blocks ranked second in program history, and his 3.0 average was the best in a single season.
- ✪ Notched the program's second triple double with 11 points, 11 rebounds, and 10 blocks vs. Auburn. It was the program's first triple-double with blocks. Brad Tinsley had the other triple double when he registered 11 points, 10 rebounds, and 10 assists in a win over Presbyterian on November 12, 2010.
- ✪ The 10 blocks set a new Vanderbilt program single-game record - the previous best was seven by Will Perdue (vs. East Carolina, 12/28/87), Festus Ezeli (at Georgia, 2/16/11) and Damian Jones (at South Carolina, 2/13/14).
- ✪ Scored in double figures in 18 games as a sophomore and made three or more threes in six games.
- ✪ Played in 30 games and started two as a true freshman; averaged 4.0 points, 2.3 rebounds, and 0.8 assists per game in 2013-14; Scored in double-figures in three games.
- ✪ Grew seven inches in his senior season in high school and then two more when he arrived on campus.
- ✪ Son of Frank Kornet, a former Vanderbilt basketball standout of his own from 1986-89.
- ✪ Averaged 15.0 points, 8.0 rebounds, 3.0 blocks, and 3.0 steals at Liberty Christian School in Argyle, Texas.
- ✪ Advice to youngsters: "Your life is a gift from God, so do everything possible to give back to Him."

KORNET GAME-BY-GAME (SENIOR)

Opponent	M	FG-A	3P-A	FT-A	Reb	PF	A	T	B	S	PTS
N11 vs. Marquette*	23	4-9	1-4	6-6	5	3	1	3	2	0	15
N15 Belmont*	29	4-9	0-0	12-16	7	1	2	3	3	0	20
N18 Norfolk State*	22	2-5	0-0	5-6	5	1	0	1	4	0	9
N21 Bucknell*	24	8-14	1-1	2-2	6	4	1	1	0	0	19
N24 vs. Butler*	28	2-11	1-5	0-0	5	3	1	4	2	0	5
N25 vs. Santa Clara*	30	4-9	1-3	9-10	6	3	0	3	1	0	18
N29 Tennessee State*	28	2-4	0-1	8-8	6	2	1	3	2	1	12
D3 vs. Minnesota*	32	4-18	2-8	2-4	6	3	1	1	2	0	12
D6 High Point*	23	3-8	0-2	2-2	3	4	1	1	1	1	8
D8 @ M. Tennessee*	28	3-13	0-2	2-2	5	1	1	1	1	0	8
D17 Chattanooga*	35	5-10	3-6	5-6	4	2	2	2	2	2	18
D21 @ Dayton*	33	3-12	2-7	0-0	8	0	3	0	4	0	8
D29 @ LSU*	33	5-7	2-4	2-2	4	3	2	0	0	2	14
J4 Auburn*	31	4-9	1-2	1-3	11	2	2	1	4	1	10
J7 @ Alabama*	37	5-17	3-7	2-3	13	2	2	1	4	1	15
J10 Kentucky*	32	5-11	3-7	3-3	8	4	1	0	0	1	16
J14 Tennessee*	38	7-12	2-4	2-2	7	2	1	2	3	0	18
J17 @ Georgia*	30	7-13	4-9	1-2	4	3	2	1	0	0	19
J21 @ Florida*	33	4-6	3-5	0-0	4	4	0	3	1	1	11
J24 Arkansas*	33	2-3	1-2	4-4	4	1	1	2	0	0	9
J28 Iowa State*	34	7-14	3-9	4-6	5	1	2	0	1	1	21
J31 @ Texas A&M*	36	5-8	2-5	0-0	4	1	4	0	1	1	12
F4 Ole Miss*	36	6-11	4-9	2-2	4	4	2	2	2	0	18
F7 @ Arkansas*	34	2-4	1-3	7-8	4	1	1	1	3	0	12
F11 @ Missouri*	31	4-14	0-9	3-3	5	3	0	2	2	0	11
F16 Texas A&M*	31	3-11	1-3	5-5	11	2	0	1	5	0	12

Kornet's Overall Statistics at Vanderbilt

Year	GP	GS	Min	Avg	FG	FGA	Pct	3FG	3FGA	Pct	FT	FTA	Pct	Off	Def	Tot	Avg	PF	FO	Ast	TO	Blk	Stl	Pts	Avg
2013-14	30	2	460	15.3	45	131	.344	21	89	.236	8	15	.533	19	49	68	2.3	34	0	23	21	17	9	119	4.0
2014-15	35	14	756	21.6	106	214	.495	50	125	.400	42	55	.764	32	88	120	3.4	67	1	37	41	38	7	304	8.7
2015-16	28	25	767	27.4	87	216	.403	26	93	.280	49	71	.690	50	154	204	7.3	68	1	41	31	84	14	249	8.9
2016-17	26	26	804	30.9	110	262	.420	41	117	.350	89	105	.848	46	108	154	5.9	60	0	34	39	50	12	350	13.5
TOTAL	119	67	2787	23.4	348	823	.423	138	424	.325	188	246	.764	147	399	546	4.6	229	2	135	132	189	42	1022	8.6

Kornet's SEC Statistics at Vanderbilt

Year	GP	GS	Min	Avg	FG	FGA	Pct	3FG	3FGA	Pct	FT	FTA	Pct	Off	Def	Tot	Avg	PF	FO	Ast	TO	Blk	Stl	Pts	Avg
2013-14	18	1	279	15.5	24	78	.308	12	57	.211	4	9	.444	10	29	39	2.2	16	0	13	13	10	7	64	3.6
2014-15	18	4	401	22.3	56	119	.471	28	72	.389	21	25	.840	14	44	58	3.2	32	1	22	19	15	5	161	8.9
2015-16	17	15	500	29.4	52	132	.394	19	59	.322	31	47	.660	29	103	132	7.8	47	1	26	26	54	9	154	9.1
2016-17	13	13	435	33.5	59	126	.468	27	69	.391	32	37	.865	24	59	83	6.4	32	0	18	16	25	7	177	13.6
TOTAL	66	33	1615	24.5	191	455	.420	86	257	.335	88	118	.746	77	235	312	4.7	127	2	79	74	104	28	556	8.4



RILEY LACHANCE

13 Junior, Guard
6'2" 192 lbs.
Brookfield, Wis.
Brookfield HS

SEASON HIGHS

Points: 24, at LSU (12/29/16)
FG Made: 8, at LSU (12/29/16)
FG Atts: 13, at LSU (12/29/16)
3FG Made: 5, vs. Santa Clara (11/25/16)
3FG Atts: 7, at LSU (12/29/16)
FT Made: 8, vs. Arkansas (1/24/17)
FT Atts: 8, 2x, last vs. Arkansas (1/24/17)
Rebounds: 7, 2x, last at Arkansas (2/7/17)
Assists: 7, 2x, last vs Ole Miss (2/4/17)
Turnovers: 4, 3x, last vs. Iowa State (1/28/17)
Blocks: 1, vs. Marquette (11/11/16)
Steals: 2, 3x, last vs Ole Miss (2/4/17)
Minutes: 38, 2x, last vs. Tennessee (1/14/17)

CAREER HIGHS

Points: 26, 2x, last vs. W. Carolina (12/16/14)
FG Made: 9, vs. Purdue (12/13/14)
FG Atts: 18, at Florida (2/18/15)
3FG Made: 5, 4x, last vs. Santa Clara (11/25/16)
3FG Atts: 9, 2x, last at Ole Miss (3/7/15)
FT Made: 8, vs. Arkansas (1/24/17)
FT Atts: 8, 2x, last vs. Arkansas (1/24/17)
Rebounds: 9, vs. Missouri (2/21/15)
Assists: 8, at Ole Miss (3/7/15)
Turnovers: 5, vs. Florida (2/3/15)
Blocks: 1, 2x, last vs. Stony Brook (11/19/15)
Steals: 5, vs. Penn (12/22/14)
Minutes: 42, 2x, last vs. Tennessee (2/11/15)

MISCELLANEOUS

	2016-17	Career
Double-Digit Pts.	12	47
20+ Point games	1	4

LACHANCE NOTEBOOK

- Scored season-high 24 points in win at LSU. Finished 8-13 from floor, 4-7 from three, and had 5 assists. Was fourth time of his career and first time this season eclipsing the 20-point mark.
- Shoots 49.0% from three in all games and is fourth in SEC games only (43.5%). He is fourth in assist-to-turnover ratio (2.1), seventh in the league in assists (4.0), and ninth in three's made (2.1) in all games.
- Tallied 17 points - was 6-7 from the floor and 5-6 from three vs. Santa Clara. Also added four rebounds and six assists, and had zero turnovers; named to Continental Tire Las Vegas Invitational All-Tournament team.
- Played in 33 games and started 19 in 2015-16. Averaged 6.9 points and 2.4 rebounds per game.
- Scored double figures in 11 games in 2015-16, including a season-high 18 points vs. Alabama while tying a career-best with five threes.
- Scored 13 points, had six assists, and four assists vs. Gardner-Webb; also scored 13 points vs. Stony Brook.
- Named to preseason All-SEC 2nd Team by league coaches in 2015.
- Named to the SEC All-Freshman team in 2015; SEC freshman leader in points scored in all games and second in threes made.
- Third on Vanderbilt's single-season freshman scoring list with 429 points - one of only four Vanderbilt freshman to ever eclipse 400-point barrier.
- Seventh in threes made (2.1) and eighth in minutes (33.3) as a freshman. Second amongst freshmen in SEC in threes made behind teammate Matthew Fisher-Davis in 2014-15.
- Captured four SEC Freshmen of the Week honors in 2014-15, which set a program record.
- Scored in double figures in 24 games in 2014-15, scored 20 or more points in three contests.
- Ended freshman season with 102 assists, third on the freshman single-season list.
- Scored a career-high 26 points in win over Purdue and 26 vs. Western Carolina.
- 6'2 guard who lead his Brookfield Central High School team in Wisconsin to a 24-1 record as a senior when he averaged 23.0 points and 2.6 assists per game...Left Brookfield as the school's all-time leading scorer (1,643 points). Also Brookfield's single-season scoring leader with 543 points, and the all-time leader in steals with 188.
- Was voted the top point guard in the state of Wisconsin by Wisconsin Hoops, and was the Player of the Year for Waukesha County.
- Major is Human and Organizational Development.

LACHANCE GAME-BY-GAME (JUNIOR)

Opponent	M	FG-A	3P-A	FT-A	Reb	PF	A	T	B	S	PTS
N11 vs. Marquette*	33	3-5	2-3	1-2	2	0	2	1	1	0	9
N15 Belmont*	24	1-3	1-1	2-2	3	0	4	1	0	0	5
N18 Norfolk State*	22	4-7	3-5	1-1	4	3	1	3	0	2	12
N21 Bucknell*	32	4-7	2-3	0-0	1	1	6	0	0	1	10
N24 vs. Butler*	34	2-6	1-2	2-2	4	3	6	2	0	0	7
N25 vs. Santa Clara*	32	6-7	5-6	0-0	4	4	6	0	0	1	17
N29 Tennessee State*	33	4-6	4-6	0-0	2	2	5	0	0	0	12
D3 vs. Minnesota*	38	4-10	1-2	0-0	7	2	5	3	0	0	9
D6 High Point*	29	4-4	4-4	2-2	2	2	7	1	0	2	14
D8 @ M. Tennessee*	34	1-4	0-2	0-0	4	2	2	3	0	0	2
D17 Chattanooga*	22	1-2	1-2	4-4	1	3	4	1	0	0	7
D21 @ Dayton*	29	0-4	0-4	0-0	5	4	4	1	0	1	0
D29 @ LSU*	36	8-13	4-7	4-5	1	1	5	1	0	1	24
J4 Auburn*	22	3-5	2-4	0-0	4	5	3	4	0	1	8
J7 @ Alabama*	36	3-7	2-4	0-0	3	1	3	4	0	0	8
J10 Kentucky*	32	6-11	2-6	5-8	6	0	4	4	0	0	19
J14 Tennessee*	38	2-6	1-2	4-4	4	2	2	2	0	0	9
J17 @ Georgia*	27	5-10	3-5	0-0	2	4	4	1	0	0	13
J21 @ Florida*	34	4-8	3-4	0-0	2	2	5	2	0	0	11
J24 Arkansas*	34	3-9	2-8	8-8	2	1	6	2	0	1	16
J28 Iowa State*	35	2-4	0-2	3-5	4	4	3	4	0	0	7
J31 @ Texas A&M*	30	1-4	0-2	1-1	5	0	3	3	0	0	3
F4 Ole Miss*	37	2-6	1-5	0-0	3	5	7	1	0	2	5
F7 @ Arkansas*	33	4-10	3-5	1-3	7	1	3	1	0	1	12
F11 @ Missouri*	33	3-11	2-6	0-0	1	0	2	2	0	0	8
F16 Texas A&M*	32	3-6	2-4	4-4	3	1	2	2	0	1	12

LaChance's Overall Statistics at Vanderbilt

Year	GP	GS	Min	Avg	FG	FGA	Pct	3FG	3FGA	Pct	FT	FTA	Pct	Off	Def	Tot	Avg	PF	FO	Ast	TO	Blk	Stl	Pts	Avg
2014-15	35	35	1166	33.3	147	337	.436	66	173	.382	69	79	.873	10	100	110	3.1	46	0	102	47	1	25	429	12.3
2015-16	33	19	820	24.8	80	226	.354	43	119	.361	26	34	.765	11	69	80	2.4	61	1	81	44	1	20	229	6.9
2016-17	26	26	821	31.6	83	175	.474	51	104	.490	42	51	.824	7	80	87	3.3	55	2	104	49	1	14	259	10.0
TOTAL	94	80	2807	29.9	310	738	.420	160	396	.404	137	164	.835	28	249	277	2.9	162	3	287	140	3	59	917	9.8

LaChance's SEC Statistics at Vanderbilt

Year	GP	GS	Min	Avg	FG	FGA	Pct	3FG	3FGA	Pct	FT	FTA	Pct	Off	Def	Tot	Avg	PF	FO	Ast	TO	Blk	Stl	Pts	Avg
2014-15	18	18	622	34.6	73	177	.412	35	91	.385	38	45	.844	6	56	62	3.4	27	0	54	29	0	10	219	12.2
2015-16	18	7	417	23.2	35	115	.304	22	64	.344	16	23	.696	6	40	46	2.6	31	1	36	27	0	13	108	6.0
2016-17	13	13	424	32.6	47	106	.443	27	62	.435	27	33	.818	2	42	44	3.4	23	2	49	29	0	7	148	11.4
TOTAL	49	38	1463	29.9	155	398	.389	84	217	.387	81	101	.802	14	138	152	3.1	81	3	139	85	0	30	475	9.7



JEFF ROBERSON

11

Junior, Forward
6'6" 224 lbs.
Houston, Texas
The Kinkaid School

SEASON HIGHS

- Points:** 21, vs. Ole Miss (2/4/17)
- FG Made:** 7, vs. Kentucky (1/10/17)
- FG Atts:** 14, vs. Minnesota (12/3/16)
- 3FG Made:** 4, vs. High Point (12/6/16)
- 3FG Atts:** 7, vs. High Point (12/6/16)
- FT Made:** 8, 2x, last vs. Ole Miss (2/4/17)
- FT Atts:** 9, vs. Ole Miss (2/4/17)
- Rebounds:** 16, vs. Minnesota (12/3/16)
- Assists:** 6, 2x, last vs. Iowa State (1/28/17)
- Turnovers:** 5, vs. Marquette (11/11/16)
- Blocks:** 2, 2x, last vs. Chattanooga (12/17/16)
- Steals:** 2, 3x, last at Florida (1/21/17)
- Minutes:** 38, 2x, last at Florida (1/21/17)

CAREER HIGHS

- Points:** 21, vs. Ole Miss (2/4/17)
- FG Made:** 8, vs. Texas A&M (2/4/16)
- FG Atts:** 14, vs. Minnesota (12/3/16)
- 3FG Made:** 4, vs. High Point (12/6/16)
- 3FG Atts:** 6, vs. Minnesota (12/3/16)
- FT Made:** 8, 3x, last vs. Ole Miss (2/4/17)
- FT Atts:** 9, 2x, last vs. Ole Miss (2/4/17)
- Rebounds:** 16, vs. Minnesota (12/3/16)
- Assists:** 6, 2x, last vs. Iowa State (1/28/17)
- Turnovers:** 5, vs. Marquette (11/11/16)
- Blocks:** 2, 5x, last vs. Chattanooga (12/17/16)
- Steals:** 2, 8x, last at Florida (1/21/17)
- Minutes:** 39, at Miss. State (2/16/16)

MISCELLANEOUS

	2016-17	Career
Double-Digit Pts.	17	37
10+ Rebounds	5	10
Double-Doubles	3	8

ROBERSON NOTEBOOK

- ✦ Scored a career-high 21 points against Ole Miss; has scored in double figures in five of last seven games.
- ✦ Scored 19 points vs. Kentucky on season-best 7 made field goals. Also added nine rebounds.
- ✦ Roberson ranks fifth in the SEC in rebounding (7.5) in all games and sixth (7.1) in league games only, and is second in the league in defensive rebounding (5.4) in all games and fifth in league games only (5.0).
- ✦ Scored in double figures in 17 games this season.
- ✦ Made a career high four made threes vs. High Point.
- ✦ Had 2nd double-double of season and 7th of career vs. Minnesota with 12 points and a career-high 16 rebounds. Previous career-best in rebounds was 13 against St. John's in Maui on November 23, 2015.
- ✦ Played in 32 games in 2015-16 and made 25 starts. Averaged 9.3 points and 5.6 rebounds per game and 11.0 points and 5.7 rebounds in conference play. Shot 43.5% from three for the season.
- ✦ Scored in double figures in 18 games in 2015-16, including a career-high 20-point effort against Texas A&M in Nashville (2/4), when he was 8-10 from the floor and 3-4 from three.
- ✦ Tallied five double-doubles, including an 18-point, 10-rebound effort in win at Florida.
- ✦ Grabbed career-high 13 rebounds in win over St. John's in Maui.
- ✦ Finished fifth in the SEC in all games in free throw percentage (.833); second in league games only (.877).
- ✦ Started 24 games as a true freshman in 2014-15; averaged 4.7 ppg and shot 45.5% from three.
- ✦ Scored career-high 12 points vs. Tennessee at Memorial Gym.
- ✦ Scored eight points at Georgia Tech on 4-of-5 shooting; also scored eight points vs. Penn and 4-5 from floor.
- ✦ Tied a career high with eight rebounds against Baylor.
- ✦ Played career-high 35 minutes vs. LaSalle and scored seven points and grabbed seven rebounds.
- ✦ Left The Kinkaid School as the school's all-time leading scorer with 1,743 points.
- ✦ Averaged 20.1 points, 9.2 rebounds, 2.0 assists, and 1.5 steals per game in his senior season at the Kinkaid School in Houston.
- ✦ Named a finalist for the Guy V. Lewis Award, which is given to the top high school player in the city of Houston.
- ✦ As a senior, Roberson shot 66.8% from the floor, 48% from three-point range, and 78% from the free throw line.
- ✦ SEC Academic Honor Roll member in 2015.
- ✦ Chose Vanderbilt over Georgia Tech, Saint Louis, and Harvard.

ROBERSON GAME-BY-GAME (JUNIOR)

Opponent	M	FG-A	3P-A	FT-A	Reb	PF	A	T	B	S	PTS
N11 vs. Marquette*	33	3-11	1-4	2-2	10	0	2	5	0	1	9
N15 Belmont*	33	4-8	2-4	0-0	8	5	4	1	0	0	10
N18 Norfolk State*	24	2-8	1-4	6-6	11	3	3	3	0	0	11
N21 Bucknell*	36	4-10	0-3	0-0	6	2	5	1	1	1	8
N24 vs. Butler*	25	3-5	0-2	5-6	4	4	1	2	1	1	11
N25 vs. Santa Clara*	32	4-8	3-5	1-4	4	2	1	4	0	0	12
N29 Tennessee State*	31	5-10	2-4	1-2	5	3	0	4	0	2	13
D3 vs. Minnesota*	36	5-14	2-6	0-0	16	1	1	1	2	1	12
D6 High Point*	25	5-8	4-7	0-0	3	2	2	2	0	0	14
D8 @ M. Tennessee*	32	4-12	1-5	2-5	8	1	0	3	0	1	11
D17 Chattanooga*	35	4-10	1-4	2-2	5	3	2	1	2	0	11
D21 @ Dayton*	32	2-11	0-3	4-4	9	4	1	1	0	0	8
D29 @ LSU*	37	2-8	0-3	2-3	11	2	6	3	1	2	6
J4 Auburn*	34	0-7	0-3	5-6	7	3	2	1	0	1	5
J7 @ Alabama*	22	2-6	0-1	0-1	1	4	1	0	0	0	4
J10 Kentucky*	38	7-12	1-3	4-4	9	2	2	0	1	0	19
J14 Tennessee*	30	5-9	0-1	2-2	6	3	3	1	0	0	12
J17 @ Georgia*	31	4-10	1-3	2-2	8	2	0	3	0	1	11
J21 @ Florida*	38	1-8	0-3	5-6	8	1	1	2	0	2	7
J24 Arkansas*	36	4-11	2-5	4-6	11	3	1	2	0	0	14
J28 Iowa State*	37	3-7	2-4	8-8	9	1	6	1	0	0	16
J31 @ Texas A&M*	25	5-10	1-4	0-0	6	4	2	3	0	0	11
F4 Ole Miss*	35	5-6	3-3	8-9	7	1	2	1	0	1	21
F7 @ Arkansas*	36	5-8	2-4	0-0	8	3	0	4	0	1	12
F11 @ Missouri*	26	1-6	0-2	2-2	4	3	0	3	0	2	4
F16 Texas A&M*	26	3-7	1-3	0-0	6	4	1	0	1	0	7

Roberson's Overall Statistics at Vanderbilt

Year	GP	GS	Min	Avg	FG	FGA	Pct	3FG	3FGA	Pct	FT	FTA	Pct	Off	Def	Tot	Avg	PF	FO	Ast	TO	Blk	Stl	Pts	Avg
2014-15	33	24	637	19.3	50	103	.485	15	33	.455	40	64	.625	32	70	102	3.1	86	2	37	48	10	13	155	4.7
2015-16	32	25	858	26.8	91	186	.489	30	69	.435	85	102	.833	58	121	179	5.6	101	5	38	34	6	15	297	9.3
2016-17	26	26	825	31.7	92	230	.400	30	93	.323	65	80	.813	50	140	190	7.3	66	1	49	52	9	17	279	10.7
TOTAL	91	75	2320	25.5	233	519	.449	75	195	.385	190	246	.772	140	331	471	5.2	253	8	124	134	25	45	731	8.0

Roberson's SEC Statistics at Vanderbilt

Year	GP	GS	Min	Avg	FG	FGA	Pct	3FG	3FGA	Pct	FT	FTA	Pct	Off	Def	Tot	Avg	PF	FO	Ast	TO	Blk	Stl	Pts	Avg
2014-15	16	11	313	19.6	22	49	.449	7	13	.538	24	40	.600	18	29	47	2.9	43	1	20	23	3	6	75	4.7
2015-16	18	17	524	29.1	60	114	.526	21	43	.488	57	65	.877	33	69	102	5.7	61	4	29	17	2	7	198	11.0
2016-17	13	13	414	31.8	44	108	.407	11	38	.289	34	41	.829	27	65	92	7.1	35	0	21	23	3	10	133	10.2
TOTAL	47	41	1251	26.6	126	271	.465	39	94	.415	115	146	.788	78	163	241	5.1	139	5	70	63	8	23	406	8.6



JOE TOYE

2

Sophomore, Guard
6'7" 208 lbs.
Chicago, Ill.
Whitney Young HS

SEASON HIGHS

Points: 13, 2x, last vs. Texas A&M (2/16/17)
FG Made: 4, 4x, last at Arkansas (2/7/17)
FG Atts: 12, at Arkansas (2/7/17)
3FG Made: 3, at Arkansas (2/7/17)
3FG Atts: 7, at Arkansas (2/7/17)
FT Made: 6, vs. Texas A&M (2/16/17)
FT Atts: 7, vs. Texas A&M (2/16/17)
Rebounds: 6, 2x, last at Texas A&M (1/31/17)
Assists: 4, at Arkansas (2/7/17)
Turnovers: 3, 6x, at Arkansas (2/7/17)
Blocks: 1, 2x, last at Georgia (1/17/17)
Steals: 1, 6x, at Arkansas (2/7/17)
Minutes: 37, at Arkansas (2/7/17)

CAREER HIGHS

Points: 13, vs. Arkansas (1/24/17)
FG Made: 4, 4x, last at Arkansas (2/7/17)
FG Atts: 12, at Arkansas (2/7/17)
3FG Made: 3, 2x, last at Arkansas (2/7/17)
3FG Atts: 7, at Arkansas (2/7/17)
FT Made: 6, vs. Texas A&M (2/16/17)
FT Atts: 7, vs. Texas A&M (2/16/17)
Rebounds: 6, 2x, last at Texas A&M (1/31/17)
Assists: 4, 2x, last at Arkansas (2/7/17)
Turnovers: 3, 6x, at Arkansas (2/7/17)
Blocks: 1, 3x, last at Georgia (1/17/17)
Steals: 1, 10x, last vs. Arkansas (1/24/17)
Minutes: 37, at Arkansas (2/7/17)

MISCELLANEOUS

TOYE NOTEBOOK

- ✪ Has now started in three consecutive games and four in his career. Against Texas A&M, he tied a career best with 13 points in 24 minutes of action. He also set new career highs for free throws made (6) and attempted (7).
- ✪ Scored 11 points in win at Texas A&M.
- ✪ Tallied new career high with 13 points vs. Arkansas.
- ✪ Made first career start at Georgia.
- ✪ Scored 10 points vs. Tennessee. Played a career-high 27 minutes against Volunteers.
- ✪ Was 3-5 from floor in win at LSU and 2-2 from three.
- ✪ Tied a career high with 10 points in win over Chattanooga.
- ✪ Played in 30 games in 2015-16 and averaged 3.6 points and 1.2 rebounds per game. Scored in double figures in three games.
- ✪ Tied a career high with 10 points against Tennessee at SEC Tournament. Made a career-high three three's in a career-best 23 minutes of action. Also scored 10 points in First Four game vs. Wichita State.
- ✪ Scored career-high 10 points vs. Detroit - tied his career high with three made field goals.
- ✪ Signed with the Commodores in November of 2014.
- ✪ Was ranked as the sixth-best player in the state of Illinois and a four-star prospect by ESPN, and was also ranked as the 113th-best prospect in the nation by Rivals.com.
- ✪ Toye and his twin sister Elizabeth are both Division I basketball players - Elizabeth plays for Florida International.
- ✪ Attended Whitney Young High School in Chicago, where he was named as a First-Team All-City selection.
- ✪ Averaged 18.0 points, 7.0 rebounds, 2.0 assists, 2.0 steals, and 1.5 blocks as a senior.
- ✪ Chose the Commodores over Iowa, Memphis, Creighton, Bradley, UIC, and Missouri.
- ✪ Recipient of the Edie and David Johnson Family Basketball Scholarship.
- ✪ Advice to youngsters: "Don't let negative influences in your life."

TOYE GAME-BY-GAME (SOPHOMORE)

Opponent	M	FG-A	3P-A	FT-A	Reb	PF	A	T	B	S	PTS
N11 vs. Marquette	21	2-4	0-2	4-6	2	1	2	1	0	0	8
N15 Belmont	14	1-3	0-1	1-2	6	0	0	1	0	0	3
N18 Norfolk State	21	1-3	0-1	3-4	3	2	2	0	0	0	2
N21 Bucknell	22	0-4	0-2	0-0	2	2	2	1	0	1	0
N24 vs. Butler	14	3-5	0-1	1-2	2	4	0	1	0	1	7
N25 vs. Santa Clara	9	1-2	1-1	0-0	0	0	1	0	0	0	3
N29 Tennessee State	11	2-3	0-0	1-2	2	1	0	1	0	0	5
D3 vs. Minnesota	7	0-3	0-0	0-0	2	0	0	0	0	0	0
D6 High Point	18	1-5	1-2	3-4	5	1	1	1	0	0	6
D8 @ M. Tennessee	8	1-2	1-1	0-0	1	0	1	1	0	0	3
D17 Chattanooga	19	3-5	0-0	4-4	2	3	2	1	0	0	10
D21 @ Dayton	22	0-2	0-1	2-2	3	2	1	2	0	1	2
D29 @ LSU	11	3-5	2-2	0-0	2	3	1	0	0	1	8
J4 Auburn	19	4-7	1-4	0-0	2	3	3	3	0	1	9
J7 @ Alabama	13	1-3	0-1	0-0	2	2	0	2	1	0	2
J10 Kentucky	12	1-1	0-0	0-2	3	1	1	0	0	0	2
J14 Tennessee	27	3-5	1-2	3-4	5	0	1	0	0	1	10
J17 @ Georgia*	21	0-3	0-0	1-2	3	2	2	0	1	0	1
J21 @ Florida	18	2-3	0-1	1-1	3	2	2	0	0	0	5
J24 Arkansas	26	4-5	2-2	3-3	3	5	0	1	0	1	13
J28 Iowa State	11	1-4	1-3	0-0	1	0	0	2	0	0	3
J31 @ Texas A&M	21	4-7	1-2	2-2	6	1	1	1	0	0	11
F4 Ole Miss	25	3-8	1-5	2-4	4	4	1	2	0	1	9
F7 @ Arkansas*	37	4-12	3-7	0-0	5	1	4	3	0	1	11
F11 @ Missouri*	21	0-3	0-2	1-2	1	4	0	3	0	0	1
F16 Texas A&M*	24	3-8	1-2	6-7	2	2	2	1	0	0	13

Toye's Overall Statistics at Vanderbilt

Year	GP	GS	Min	Avg	FG	FGA	Pct	3FG	3FGA	Pct	FT	FTA	Pct	Off	Def	Tot	Avg	PF	FO	Ast	TO	Blk	Stl	Pts	Avg
2015-16	30	0	257	8.6	37	74	.500	9	21	.429	25	39	.641	7	30	37	1.2	28	0	10	13	2	6	108	3.6
2016-17	26	4	472	18.2	48	115	.417	16	45	.356	38	53	.717	15	57	72	2.8	46	1	30	28	2	9	150	5.8
TOTAL	56	4	729	13.0	85	189	.450	25	66	.379	63	92	.685	22	87	109	1.9	74	1	40	41	4	15	258	4.6

Toye's SEC Statistics at Vanderbilt

Year	GP	GS	Min	Avg	FG	FGA	Pct	3FG	3FGA	Pct	FT	FTA	Pct	Off	Def	Tot	Avg	PF	FO	Ast	TO	Blk	Stl	Pts	Avg
2015-16	17	0	100	5.9	11	27	.407	2	9	.222	9	13	.692	2	11	13	0.8	9	0	3	8	1	3	33	1.9
2016-17	13	4	275	21.2	32	70	.457	12	30	.400	19	27	.704	7	34	41	3.2	30	1	18	16	2	6	95	7.3
TOTAL	30	4	375	12.5	43	97	.443	14	39	.359	28	40	.700	9	45	54	1.8	39	1	21	24	3	9	128	4.3





PAYTON WILLIS

1

Freshman, Guard
6'4" 182 lbs.
Fayetteville, Ark.
Fayetteville HS

SEASON HIGHS

- Points:** 17, vs. Butler (11/24/16)
- FG Made:** 5, vs. Butler (11/24/16)
- FG Atts:** 8, 2x, last at Alabama (1/7/16)
- 3FG Made:** 3, 2x, last at LSU (12/29/16)
- 3FG Atts:** 6, at LSU (12/29/16)
- FT Made:** 5, vs. Butler (11/24/16)
- FT Atts:** 6, 3x, last at Arkansas (2/7/17)
- Rebounds:** 5, 2x, last at Alabama (1/7/16)
- Assists:** 8, vs. Santa Clara (11/25/16)
- Turnovers:** 5, vs. Minnesota (12/3/16)
- Blocks:** 1, 2x, last vs. Iowa State (1/28/17)
- Steals:** 2, at LSU (12/29/16)
- Minutes:** 32, 2x, last vs. Auburn (1/4/17)

CAREER HIGHS

- Points:** 17, vs. Butler (11/24/16)
- FG Made:** 5, vs. Butler (11/24/16)
- FG Atts:** 8, 2x, last at Alabama (1/7/16)
- 3FG Made:** 3, 2x, last at LSU (12/29/16)
- 3FG Atts:** 6, at LSU (12/29/16)
- FT Made:** 5, vs. Butler (11/24/16)
- FT Atts:** 6, 3x, last at Arkansas (2/7/17)
- Rebounds:** 5, 2x, last at Alabama (1/7/16)
- Assists:** 8, vs. Santa Clara (11/25/16)
- Turnovers:** 5, vs. Minnesota (12/3/16)
- Blocks:** 1, 2x, last vs. Iowa State (1/28/17)
- Steals:** 2, at LSU (12/29/16)
- Minutes:** 32, 2x, last vs. Auburn (1/4/17)

WILLIS NOTEBOOK

- ✪ Made 12 starts at point guard this season.
- ✪ Tallied eight points in homecoming win at Arkansas.
- ✪ Scored in double figures for fifth time this season with 10 points at Alabama.
- ✪ Posted a career-high five rebounds against Auburn.
- ✪ Scored 11 points in win at LSU. Was 4-7 from floor and 3-6 from three.
- ✪ Tallied 13 points and was 3-4 from floor vs. High Point.
- ✪ Scored career-high 17 points vs. Butler; made first career start vs. Santa Clara and dished out career-high eight assists vs. Broncos.
- ✪ Signed with the Commodores in the fall of 2015.
- ✪ Third ever Commodore from the state of Arkansas and first since Ralph Childs played for Vanderbilt in the 1955-56 season.
- ✪ Attended Fayetteville High School in Fayetteville, Arkansas, averaged 15.9 points, 3.6 rebounds, 3.5 assists, and 1.5 steals per game while also shooting 44.7% from three in his junior season and was honored as an all-conference and all-state selection as a sophomore and junior.
- ✪ Was ranked as the second-ranked player in the state of Arkansas, the 22nd-best point guard in the country by 247sports.com, and ranked as the 119th-best player in the nation by Rivals.com.

WILLIS GAME-BY-GAME (FRESHMAN)

Opponent	M	FG-A	3P-A	FT-A	Reb	PF	A	T	B	S	PTS
N11 vs. Marquette	8	1-3	0-1	1-6	2	1	1	0	0	1	3
N15 Belmont	16	3-5	1-3	3-4	1	1	0	2	0	1	10
N18 Norfolk State	20	1-4	0-1	0-0	4	1	5	3	0	0	2
N21 Bucknell	9	1-3	0-0	0-0	0	0	0	0	0	0	2
N24 vs. Butler	27	5-8	2-5	5-6	3	2	2	2	1	0	17
N25 vs. Santa Clara*	32	2-5	1-4	0-0	4	0	8	4	0	0	5
N29 Tennessee State*	23	2-4	1-3	4-4	2	3	3	3	0	0	9
D3 vs. Minnesota*	23	1-2	1-1	0-0	1	0	1	5	0	1	3
D6 High Point*	23	4-5	3-4	2-2	2	2	4	1	0	1	13
D8 @M. Tennessee*	16	0-1	0-1	2-2	2	1	2	1	0	0	2
D17 Chattanooga*	28	3-6	0-1	1-2	4	1	3	1	0	0	7
D21 @Dayton*	28	4-7	1-4	0-0	1	0	2	4	1	1	9
D29 @LSU*	22	4-7	3-6	0-0	0	1	2	3	0	2	11
J4 Auburn*	32	3-6	1-4	0-0	5	2	6	3	0	1	7
J7 @Alabama*	27	3-8	2-3	2-3	5	2	4	2	0	1	10
J10 Kentucky	11	1-2	0-1	2-2	1	4	0	1	0	1	4
J14 Tennessee	11	1-3	0-1	0-0	0	0	1	1	0	0	2
J17 @Georgia	18	2-3	0-1	0-0	0	2	1	1	0	1	4
J21 @Florida	13	2-3	1-1	0-0	0	1	0	1	0	1	5
J24 Arkansas	16	2-4	1-3	1-4	1	2	2	2	0	0	6
J28 Iowa State	13	0-3	0-2	3-4	2	0	1	2	1	0	3
J31 @Texas A&M	13	1-5	1-3	0-0	0	0	3	2	0	0	3
F4 Ole Miss	9	0-4	0-4	0-0	1	0	0	1	0	0	0
F7 @Arkansas	15	2-3	1-2	3-6	1	0	0	2	0	0	8
F11 @Missouri	20	1-4	0-2	0-0	3	0	1	0	1	0	2
F16 Texas A&M	13	1-3	0-2	1-2	2	0	1	0	0	1	3

Willis' Overall Statistics at Vanderbilt

Year	GP	GS	Min	Avg	FG	FGA	Pct	3FG	3FGA	Pct	FT	FTA	Pct	Off	Def	Tot	Avg	PF	FO	Ast	TO	Blk	Stl	Pts	Avg
2016-17	26	12	485	18.7	50	111	.450	20	63	.317	30	47	.638	11	36	47	1.8	25	0	53	47	4	13	150	5.8
TOTAL	26	12	485	18.7	50	111	.450	20	63	.317	30	47	.638	11	36	47	1.8	25	0	53	47	4	13	150	5.8

Willis' SEC Statistics at Vanderbilt

Year	GP	GS	Min	Avg	FG	FGA	Pct	3FG	3FGA	Pct	FT	FTA	Pct	Off	Def	Tot	Avg	PF	FO	Ast	TO	Blk	Stl	Pts	Avg
2016-17	13	5	219	16.8	23	55	.418	10	33	.303	9	17	.529	1	18	19	1.5	14	0	21	19	1	8	65	5.0
TOTAL	13	5	219	16.8	23	55	.418	10	33	.303	9	17	.529	1	18	19	1.5	14	0	21	19	1	8	65	5.0



VANDERBILT HONORING 21 NASHVILLE CIVIL RIGHTS LEADERS

In celebration of Black History Month, Vanderbilt athletics is set to honor 21 of Nashville's leading civil rights figures at its men's and women's basketball games as part of its equality weekend by wearing special Nike uniforms during its basketball games this weekend.

The university will honor those 21 individuals, as well as celebrate the 50th anniversary of Vanderbilt's Perry Wallace and Godfrey Dillard breaking the color barrier in SEC basketball, with special events surrounding its men's basketball game against South Carolina on Saturday, Feb. 18 and women's game against Ole Miss on Sunday, Feb. 19. The equality weekend uniforms, created exclusively for Vanderbilt by Nike, serve as a way to recognize those who fought for social justice and civil rights in the South, and beyond.

"As I watch our sporting events, I realize how important athletics is to the concept of diversity in our society," Vanderbilt Vice Chancellor for Athletics and University Affairs and Athletics Director David Williams said. "In many ways athletics is a leader in that area and certainly can and should be a pacesetter. It is important that we stop and think about how all of this happened.

"Who were the people in our history and society that allowed the basketball games we watch today to have the diversity we see among the young people playing the game and attending our universities? Who were those folks who worked hard to make the city of Nashville and Vanderbilt University an open and welcoming place for all of us? I am honored to be a part of this great university as we take the time to recognize these icons, for they are truly heroes. I am humbled to stand on their shoulders for it is their leadership and courage that paved the way for all of us."

Alongside Dillard and Wallace, the honorees include a civil rights attorney, a newspaper reporter, a former state senator, a former Chief Justice of the Tennessee Supreme Court and many more historic figures. The university plans to recognize each honoree and/or his or her family before and during both basketball games at Memorial Gymnasium.

"I am really thankful as a coach to be part of such an awesome opportunity at Vanderbilt," men's basketball coach Bryce Drew said. "This is a great compliment to individuals like Perry Wallace, as well as the people around him who supported him and gave him strength to do what he did. There will be a lot of smiles and tears this weekend, and it's all for a great cause."

"It is going to be a special night at Memorial Gym," said women's basketball coach Stephanie White. "It's a tremendous honor to be a part of this initiative. We are both proud and humbled to have the opportunity to recognize and celebrate the men and women who helped shape our country and opened so many doors that were previously closed."




EQUALITY WEEKEND
FEB. 18-19, 2017

LIST OF HONOREES

George Barrett

Known as "Citizen" Barrett for his penchant for representing the common man against powerful interests, George Barrett was considered one of the top civil rights attorneys in Nashville and the U.S. for more than 50 years. A graduate of Vanderbilt Law School, Barrett advocated for students participating in Nashville civil rights activities in the 1960s, famously represented TSU professor Rita Geier in a landmark case that ultimately desegregated Tennessee colleges and universities, and was still working on behalf of the disenfranchised and the underdog until his death in 2014.

Mary Frances Berry

Born in Nashville in 1936, Mary Frances Berry is Professor of American Social Thought and of History at the University of Pennsylvania and formerly the chairwoman of the U.S. Commission on Civil Rights and president of the Organization of American Historians. She attended segregated Nashville schools and began college at Fisk before earning her undergraduate degree at Howard University. She earned her PhD and law degrees at the University of Michigan. In 1976, she became chancellor of the University of Colorado, the first black woman to head a major research university. In 1984, Berry co-founded the Free South Africa Movement, dedicated abolishing apartheid in South Africa. She has received 33 honorary degrees.

LIST OF HONOREES

Adolpho Birch Jr.

Adolpho A. Birch Jr. was an attorney and judge who made history as the first African American to serve as Chief Justice of the Tennessee Supreme Court. After earning his law degree, Birch came to Nashville to teach medical law at Meharry Medical College and law at Fisk and TSU. In the early 1960s he provided volunteer legal representation to civil rights activists who had been arrested for conducting sit-ins at segregated lunch counters. In 1963 Birch was appointed assistant public defender for Davidson County and later became the first African American to work as a prosecutor in Nashville. In 1990, after serving as a judge in various courts, he was elected to the Tennessee Supreme Court. The A. A. Birch Criminal Justice Building downtown was dedicated in his honor in 2006.

Robert Churchwell

After serving in the Army during World War II and graduating from Fisk University, Robert Churchwell was hired by The Nashville Banner and became one of the first blacks to work full-time as a reporter at a white, Southern newspaper. At first, employees at the Banner would not let Churchwell work in the newsroom. For five years, he wrote his stories at home and walked to the paper to deliver them to the city editor. In 1965, Churchwell became the first African American member of the Middle Tennessee Chapter of the Society of Professional Journalists. After retirement in 1981, Churchwell worked for TSU in its Bureau of Public Relations. In 1994, he was named a charter member of the National Association of Black Journalists; and inducted into the association's regional Hall of Fame.

Godfrey Dillard

As a member of the 1966-67 Vanderbilt freshman basketball team, Godfrey Dillard joined Perry Wallace as the first African American basketball players in the Southeastern Conference. Dillard had come to Nashville from Detroit, where he was a multi-sport star athlete and student at Visitation High School. After injuring his knee in pre-season practice prior to his sophomore season, Dillard was unable to play that year and became involved on campus with the first Afro American Student Association and black newspaper, Rap from the 11th Floor. Dillard transferred to Eastern Michigan after recovering from his injury, earned a law degree from the University of Michigan, and later became a State Department diplomat, attorney and judge. He now lives in Detroit and is active in state politics.

Coyness Ennix

Coyness Ennix, Sr., was an attorney and a political and civic leader who came to Nashville in 1918. After earning a law degree, he founded Kent School of Law for African Americans in Nashville, and served as a local attorney for 50 years. In the late 1940s he became president of The Solid Block, an organization designed to unify the black community in its opposition to political discrimination, including the poll tax. After thousands of signatures and many petitions were delivered to the Tennessee General Assembly, the poll tax was ended. Ennix was the first black member of the Nashville Housing Authority and gained appointment to the Nashville Board of Education, serving through the integration of Nashville schools. He was a member of the city's Auditorium Commission, which directed the building of Municipal Auditorium.

Francis Guess

A longtime civil rights and business leader, Francis Guess' place in Nashville history was permanently memorialized when the "Connector" road between North Nashville and West End was named in his honor. After serving in Vietnam, Guess earned a bachelor's degree from TSU and an MBA from Vanderbilt's Owen School of Management. He was an ardent supporter of equal opportunity through public and private positions. He served 30 years on the Tennessee Commission on Human Rights and was appointed to the U.S. Commission on Civil Rights. In the private sector, he served as executive vice president of The Danner Company and executive director of the Danner Foundation. He held board positions with the National Coalition of Human Rights and the American Institute for Managing Diversity, among many others.

Senator Thelma Harper

Thelma Harper has been a pioneer as both a woman and an African American in local and state politics for more than 30 years. She was elected to the Nashville Metro Council in 1983 and served for eight years, and then in 1991 became the first African American woman elected to the Tennessee state Senate. She has served the 19th District ever since, representing the urban core of Nashville. Senator Harper has also served as a board member of the Nashville Downtown Partnership, and holds a degree in business administration/accounting from TSU. She introduced the legislation that renamed a portion of U.S. Highway 41 in Nashville after civil rights legend Rosa Parks.

Bishop Joseph Johnson

Vanderbilt students know the Bishop Joseph Johnson Black Cultural Center, but do they know why the building is named in his honor? In 1953, Bishop Johnson became the first African American to be admitted to Vanderbilt. He went on to become the first African American to graduate, receiving the Bachelor of Divinity degree in 1954, and the first to receive the Doctor of Philosophy degree in 1958. In 1971, he became the first African American member of the Vanderbilt University Board of Trust. During his 33 years as a New Testament professor at Fisk and two other schools, he was considered a brilliant scholar who touched the lives of numerous young ministers. In 1966, Bishop Johnson was elected the 34th bishop of the Christian Methodist Episcopal Church. He authored five books and died in 1979.

Rev. James Lawson

Martin Luther King Jr. called Rev. James Lawson the world's foremost expert on nonviolence, a mantle Rev. Lawson still holds today. As a Vanderbilt Divinity student, Lawson taught the principles of non-violent action to the Nashville college students who in 1960 protested the city's segregated downtown lunch counters, and later organized the civil rights protests known as the Freedom Rides. In 1968, he organized sanitation workers in Memphis calling for more humane working conditions. Lawson was expelled from Vanderbilt when university administrators learned of his civil rights activity in 1960; the university later apologized for its actions, and Lawson was brought back to campus as a Distinguished Professor in 2006. He has since donated his papers to Vanderbilt's special collections and archives. Today, he lives in Los Angeles.

LIST OF HONOREES

Ed Martin

A former pitcher in baseball's Negro Leagues, Ed Martin was head basketball coach at South Carolina State from 1955 to 1968, where he coached seven conference champions and participated in five NCAA and three NAIA tournaments. He then built a powerhouse at TSU from 1968 to 1985, taking six teams to the NCAA Tournament. He was selected as National Coach of the Year in 1972 and sent 16 TSU players to the NBA. Martin's career record was 516-254, and when he left TSU to become an assistant coach at Vanderbilt, he had the fifth-best winning percentage in the nation. Martin's record of service to the community was just as impressive. He served on the boards of the Special Olympics, United Way and Boys and Girls Clubs, and was a staunch advocate for African American student-athletes at Vanderbilt as both a coach and professor at Peabody.

Leatrice McKissack

No name is more revered in the history of African American architecture than McKissack, and Leatrice McKissack is the matriarch of the family business. A graduate of Nashville's Pearl High School and Fisk University, McKissack became CEO of McKissack and McKissack in 1983 and grew the business to new heights. In 1987, the firm was awarded a contract to design the National Civil Rights Museum at the Lorraine Motel in Memphis, and Ms. McKissack also oversaw the firm's expansion into new markets, including Philadelphia, Washington, D.C., and Chicago. Other milestone projects for the McKissack firm include the Tuskegee Airbase and the MLK Memorial in Washington, D.C.

Walter Murray

Walter Murray, a Nashville native, graduated from Pearl High School in 1966 as the school's salutatorian. He and best friend Perry Wallace were among Vanderbilt's first African American undergraduates. During his time as a popular and respected student at Vanderbilt, he was vice president of the Student Government Association and a founder of the Afro-American Student Association. Murray later served on Vanderbilt University's Board of Trust, elected as a Young Alumni Trustee in April 1970. Murray died in 1998 after serving as a minister in Boston. In 2007, Vanderbilt named a new residence hall on the Ingram Commons, and a memorial lecture, in his honor. His son James is currently a graduate student at Vanderbilt.

Betty Nixon

Betty Nixon blazed a trail as a pioneer in local and state politics, including a lifelong commitment to civil rights, women's rights, and preserving Nashville's neighborhoods. She traced her advocacy for civil rights to her childhood growing up in West Nashville, where she became aware of the impact of segregation on neighborhoods and schools. She served on the Metro Council from 1975 to 1987 and ran for Mayor of Nashville in both 1987 and 1991. She became the first woman to run a statewide campaign in 1984, when she was state director or Walter Mondale's run for president. She later led Jim Sasser's successful senatorial campaign. A graduate of Hillsboro High School and SMU, Nixon earned her MBA from Vanderbilt's Owen Graduate School of Management and worked as Vanderbilt's assistant vice chancellor for community, government and neighborhood relations from 1990 to 2007.

Rosetta Miller-Perry

Legendary Tennessee Tribune publisher, Navy veteran and civil rights activist, Rosetta Miller-Perry is one of Nashville's most revered African American female pioneers. Miller-Perry worked closely with Z. Alexander Looby, Reverend Kelly Miller Smith and other civil rights leaders before moving to Memphis, where she worked closely with the SCLC and Dr. Martin Luther King, Jr. She was brought into the United States Civil Rights Commission in 1960 as a clerk typist, then as a field representative. Assigned to the United States Equal Employment Opportunity Commission in 1975, Perry became Nashville Area Director of the EEOC. She retired from government service in 1990. In 1992, Perry founded the Tennessee Tribune newspaper to cover Nashville's African American community, and established the Greater Nashville Black Chamber of Commerce in 1998.

Dorothy Phillips

In 1967, Dorothy Phillips became the first African-American woman to receive an undergraduate degree from Vanderbilt. In 2016, Vanderbilt created a new chair to promote diversity and inclusion and named it in Phillips' honor. The Dorothy J. Phillips Chair to Support Diversity in STEM will encourage minority participation in science, technology, engineering and math. She received her doctorate from the University of Cincinnati in 1974. She has been an American Chemical Society member since 1973 and was elected to the Society's board of directors in 2013. She worked for Dow Chemical Company in Midland, Michigan, and Waters Corporation, an analytical laboratory instrument manufacturing company in Milford, Massachusetts. At Waters, she climbed the corporate ladder from research and development scientist to board director.

Prof. Richard and Gertrude Rempfer

Richard and Gertrude Rempfer didn't just talk the talk, they walked the walk. After becoming involved in civil rights activities while teaching at Antioch College, they moved to Nashville to join the faculty at Fisk, where they taught math and physics. As white professors, they opened their home to Fisk students, hosting nightly tutoring sessions and loaning their car – and money – to students involved in civil rights activities. Challenging Nashville's segregated school system, the Rempfers attempted to enroll their own children in black schools. Eventually their daughter Jean became one of just two white students at Fisk Children's School. The Rempfers left Nashville to join the faculty at Portland State University, where Gertrude retired in 1977 but continued to conduct research in photoelectron microscopy until just weeks before her death in 2011.

John Seigenthaler

John Seigenthaler served for 43 years as an award-winning journalist for The Tennessean. At his retirement he was editor, publisher and CEO. In 1982, Seigenthaler became founding editorial director of USA Today and served in that position for a decade. Seigenthaler left journalism in the early 1960s to serve in the U.S. Justice Department as administrative assistant to Attorney General Robert F. Kennedy. His work in the field of civil rights led to his service as chief negotiator with the governor of Alabama during the Freedom Rides. During that crisis, while attempting to aid Freedom Riders in Montgomery, Ala., he was attacked by a mob of Klansmen and hospitalized. In 1991, Seigenthaler founded the First Amendment Center, with the mission of creating national discussion, dialogue and debate about First Amendment rights and values.

LIST OF HONOREES

Kelly Miller Smith

Kelly Miller Smith was the influential pastor of Nashville's First Baptist Church, Capitol Hill, from 1951 until his death in 1984. He was also assistant dean of the Vanderbilt Divinity School from 1969 to 1984. As president of the Nashville NAACP, founder and president of the Nashville Christian Leadership Conference and a founding board member of the Nashville Urban League, he was one of the city's most influential black leaders. Time magazine credited Smith for the city's transition away from Jim Crow and Ebony magazine named him "One of America's Ten Most Outstanding Preachers." Smith helped organize and support Nashville students in the sit-ins leading to the integration of the city's lunch counters in 1960. In 2014, a Vanderbilt residence hall was named in his honor, and Vanderbilt's divinity school houses the Kelly Miller Smith Institute on Black Church Studies.

Ed Temple

Considered by some to be the greatest American coach in any sport, Ed Temple was a women's track and field pioneer as coach at Tennessee State University for 44 years and head coach of the U.S. Olympic Women's Track and Field Team in 1960 and 1964. During his coaching career at TSU, forty members of the famed Tigerbelle teams represented their countries in Olympic competition. Coach Temple led the Tigerbelles to 34 national titles, and eight Tigerbelles have been inducted into the National Track and Field Hall of Fame, including Wilma Rudolph and Chandra Cheeseborough, the current women's coach at TSU. Temple is a member of nine different Halls of Fame, including the United States Olympic Hall of Fame, the National Track and Field Hall of Fame, and the Tennessee Sports Hall of Fame. In 2015, a statue memorializing Coach Temple was unveiled near First Tennessee Park.

Perry Wallace

Perry Wallace, now a law professor at American University, joined Godfrey Dillard as the first African American basketball players in the SEC when they joined the Vanderbilt freshman team in 1966-67. Wallace became the first black scholarship SEC player in any sport to play a full four-year career. The valedictorian at Nashville's Pearl High School, Wallace was the star center on the 1966 TSSAA state champions, completing an undefeated season in the first year black and white schools played together in the state tournament. Wallace earned an engineering degree at Vanderbilt and later graduated from Columbia University Law School. He served as an attorney for the U.S. Justice Department for many years. His jersey hangs in the rafters at Memorial Gym, and the Perry Wallace Engineering Scholarship has been created in recognition of his excellence in the classroom.



2016-17 Vanderbilt Basketball
 Vanderbilt Combined Team Statistics (as of Feb 17, 2017)
 All games



RECORD:	OVERALL	HOME	AWAY	NEUTRAL
ALL GAMES	13-13	8-5	4-5	1-3
CONFERENCE	6-7	2-4	4-3	0-0
NON-CONFERENCE	7-6	6-1	0-2	1-3

#	Player	gp-gs	min	avg	Total		3-Point		F-Throw		Rebounds			pf	dq	a	to	blk	stl	pts	avg	
					fg-fga	fg%	3fg-fga	3fg%	ft-fa	ft%	off	def	tot									avg
05	FISHER-DAVIS, Matth	25-22	739	29.6	115-277	.415	67-169	.396	83-101	.822	6	70	76	3.0	57	3	27	45	5	15	380	15.2
03	KORNET, Luke	26-26	804	30.9	110-262	.420	41-117	.350	89-105	.848	46	108	154	5.9	60	0	34	39	50	12	350	13.5
11	ROBERSON, Jeff	26-26	825	31.7	92-230	.400	30-93	.323	65-80	.813	50	140	190	7.3	66	1	49	52	9	17	279	10.7
13	LACHANCE, Riley	26-26	821	31.6	83-175	.474	51-104	.490	42-51	.824	7	80	87	3.3	55	2	104	49	1	14	259	10.0
24	CRESSLER, Nolan	26-13	585	22.5	78-145	.538	27-58	.466	13-19	.684	25	74	99	3.8	46	1	45	32	0	15	196	7.5
02	TOYE, Joe	26-4	472	18.2	48-115	.417	16-45	.356	38-53	.717	15	57	72	2.8	46	1	30	28	2	9	150	5.8
01	WILLIS, Payton	26-12	485	18.7	50-111	.450	20-63	.317	30-47	.638	11	36	47	1.8	25	0	53	47	4	13	150	5.8
12	BAPTISTE, Djery	26-1	212	8.2	19-38	.500	0-0	.000	9-15	.600	20	30	50	1.9	45	0	1	15	9	3	47	1.8
15	BROWN, Clevon	25-0	192	7.7	17-40	.425	7-21	.333	4-7	.571	14	26	40	1.6	23	0	3	9	10	0	45	1.8
Team													30	45	75			9				
Total.....		26	5200		616-1409	.437	260-678	.383	376-484	.777	224	672	896	34.5	429	8	353	329	90	101	1868	71.8
Opponents.....		26	5201		658-1517	.434	186-526	.354	326-465	.701	258	620	878	33.8	436	-	317	269	81	142	1828	70.3

TEAM STATISTICS	VU	OPP	Date	Opponent	Score	Att.
SCORING	1868	1828	^	11/11/16 vs Marquette	L 71-95	4116
Points per game	71.8	70.3		11/15/16 BELMONT	w 80-66	9116
Scoring margin	+1.5	-	+	11/18/16 NORFOLK STATE	w 75-52	8205
FIELD GOALS-ATT	616-1409	658-1517	+	11/21/16 BUCKNELL	L 72-75	8243
Field goal pct	.437	.434	#	11/24/16 vs Butler	L 66-76	2537
3 POINT FG-ATT	260-678	186-526	#	11/25/16 vs Santa Clara	w 76-66	3000
3-point FG pct	.383	.354		11/29/16 TENNESSEE STATE	w 83-59	8445
3-pt FG made per game	10.0	7.2	%	12/03/16 vs Minnesota	L 52-56	3250
FREE THROWS-ATT	376-484	326-465		12/06/16 HIGH POINT	w 90-63	8288
Free throw pct	.777	.701		12/08/16 at Middle Tennessee	L 48-71	9606
F-Throws made per game	14.5	12.5		12/17/16 CHATTANOOGA	w 76-74	9376
REBOUNDS	896	878		12/21/16 at Dayton	L 63-68	12828
Rebounds per game	34.5	33.8	*	12/29/16 at LSU	w 96-89	7853
Rebounding margin	+0.7	-	*	01/04/17 AUBURN	w 80-61	9918
ASSISTS	353	317	*	01/07/17 at Alabama	L 56-59	11256
Assists per game	13.6	12.2	*	01/10/17 KENTUCKY	L 81-87	12707
TURNOVERS	329	269	*	01/14/17 TENNESSEE	L 75-87	12235
Turnovers per game	12.7	10.3	*	01/17/17 at Georgia	L 68-76	7480
Turnover margin	-2.3	-	*	01/21/17 at Florida	w 68-66	10523
Assist/turnover ratio	1.1	1.2	*	01/24/17 ARKANSAS	L 70-71	9408
STEALS	101	142		01/28/17 IOWA STATE	w 84-78	9851
Steals per game	3.9	5.5	*	01/31/17 at Texas A&M	w 68-54	7508
BLOCKS	90	81	*	02/04/17 OLE MISS	L 74-81	9287
Blocks per game	3.5	3.1	*	02/07/17 at Arkansas	w 72-59	13494
ATTENDANCE	124055	103730	*	2-11-17 at Mizzou	L 52-72	10279
Home games-Avg/Game	13-9543	9-10092	*	02/16/17 TEXAS A&M	w 72-67	8976
Neutral site-Avg/Game	-	4-3226				

Score by Periods	1st	2nd	Totals
Vanderbilt	906	962	1868
Opponents	821	1007	1828

^ = Veterans Classic presented by Northwestern Mutual, Annapolis, Md.
 + = Continental Tire Las Vegas Invitational, Nashville, Tenn.
 # = Continental Tire Las Vegas Invitational, Las Vegas, Nev.
 % = Sanford Pentagon, Sioux Falls, S.D.
 * = Conference game



2016-17 Vanderbilt Basketball
 Vanderbilt Combined Team Statistics (as of Feb 16, 2017)
 Conference games



RECORD:	OVERALL	HOME	AWAY	NEUTRAL
ALL GAMES	6-7	2-4	4-3	0-0
CONFERENCE	6-7	2-4	4-3	0-0
NON-CONFERENCE	0-0	0-0	0-0	0-0

#	Player	gp-gs	min	avg	Total		3-Point		F-Throw		Rebounds			pf	dq	a	to	blk	stl	pts	avg	
					fg-fga	fg%	3fg-fga	3fg%	ft-fa	ft%	off	def	tot									avg
05	FISHER-DAVIS, Matth	12-9	347	28.9	54-136	.397	31-85	.365	37-49	.755	1	35	36	3.0	34	2	10	19	2	7	176	14.7
03	KORNET, Luke	13-13	435	33.5	59-126	.468	27-69	.391	32-37	.865	24	59	83	6.4	32	0	18	16	25	7	177	13.6
13	LACHANCE, Riley	13-13	424	32.6	47-106	.443	27-62	.435	27-33	.818	2	42	44	3.4	23	2	49	29	0	7	148	11.4
11	ROBERSON, Jeff	13-13	414	31.8	44-108	.407	11-38	.289	34-41	.829	27	65	92	7.1	35	0	21	23	3	10	133	10.2
24	CRESSLER, Nolan	13-8	325	25.0	43-76	.566	14-34	.412	7-11	.636	10	39	49	3.8	22	0	26	19	0	7	107	8.2
02	TOYE, Joe	13-4	275	21.2	32-70	.457	12-30	.400	19-27	.704	7	34	41	3.2	30	1	18	16	2	6	95	7.3
01	WILLIS, Payton	13-5	219	16.8	23-55	.418	10-33	.303	9-17	.529	1	18	19	1.5	14	0	21	19	1	8	65	5.0
15	BROWN, Clevon	12-0	80	6.7	7-17	.412	2-8	.250	2-4	.500	7	11	18	1.5	9	0	2	2	5	0	18	1.5
12	BAPTISTE, Djery	13-0	81	6.2	5-10	.500	0-0	.000	3-5	.600	9	12	21	1.6	19	0	0	4	2	1	13	1.0
Team											12	15	27				6					
Total.....		13	2600		314-704	.446	134-359	.373	170-224	.759	100	330	430	33.1	218	5	165	153	40	53	932	71.7
Opponents.....		13	2601		334-777	.430	91-254	.358	170-240	.708	149	312	461	35.5	208	-	158	127	42	70	929	71.5

TEAM STATISTICS	VU	OPP	Date	Opponent	Score	Att.
SCORING	932	929	* 12/29/16	at LSU	w 96-89	7853
Points per game	71.7	71.5	* 01/04/17	AUBURN	w 80-61	9918
Scoring margin	+0.2	-	* 01/07/17	at Alabama	L 56-59	11256
FIELD GOALS-ATT	314-704	334-777	* 01/10/17	KENTUCKY	L 81-87	12707
Field goal pct	.446	.430	* 01/14/17	TENNESSEE	L 75-87	12235
3 POINT FG-ATT	134-359	91-254	* 01/17/17	at Georgia	L 68-76	7480
3-point FG pct	.373	.358	* 01/21/17	at Florida	w 68-66	10523
3-pt FG made per game	10.3	7.0	* 01/24/17	ARKANSAS	L 70-71	9408
FREE THROWS-ATT	170-224	170-240	* 01/31/17	at Texas A&M	w 68-54	7508
Free throw pct	.759	.708	* 02/04/17	OLE MISS	L 74-81	9287
F-Throws made per game	13.1	13.1	* 02/07/17	at Arkansas	w 72-59	13494
REBOUNDS	430	461	* 2-11-17	at Mizzou	L 52-72	10279
Rebounds per game	33.1	35.5	* 02/16/17	TEXAS A&M	w 72-67	8976
Rebounding margin	-2.4	-				
ASSISTS	165	158				
Assists per game	12.7	12.2				
TURNOVERS	153	127				
Turnovers per game	11.8	9.8				
Turnover margin	-2.0	-				
Assist/turnover ratio	1.1	1.2				
STEALS	53	70				
Steals per game	4.1	5.4				
BLOCKS	40	42				
Blocks per game	3.1	3.2				
ATTENDANCE	62531	68393				
Home games-Avg/Game	6-10422	7-9770				
Neutral site-Avg/Game	-	0-0				

^ = Veterans Classic presented by Northwestern Mutual, Annapolis, Md.
 + = Continental Tire Las Vegas Invitational, Nashville, Tenn.
 # = Continental Tire Las Vegas Invitational, Las Vegas, Nev.
 % = Sanford Pentagon, Sioux Falls, S.D.
 * = Conference game

Score by Periods	1st	2nd	Totals
Vanderbilt	449	483	932
Opponents	418	511	929



2016-17 Vanderbilt Basketball
 Vanderbilt Team Game-by-Game (as of Feb 17, 2017)
 All games



TEAM STATISTICS

Opponent	Date	Score		Total		3-Pointers		Free throws		Rebounds				pf	a	t/o	blk	stl	pts	avg
				fg-fga	pct	3fg-fga	pct	ft-fta	pct	off	def	tot	avg							
vs Marquette	11/11/16	71-95	L	23-58	.397	8-24	.333	17-26	.654	11	26	37	37.0	10	13	19	5	4	71	71.0
BELMONT	11/15/16	80-66	W	23-50	.460	9-18	.500	25-31	.806	7	34	41	39.0	15	13	14	4	2	80	75.5
NORFOLK STATE	11/18/16	75-52	W	21-56	.375	10-28	.357	23-28	.821	15	31	46	41.3	19	16	13	9	4	75	75.3
BUCKNELL	11/21/16	72-75	L	29-62	.468	7-18	.389	7-9	.778	9	18	27	37.8	16	15	8	2	4	72	74.5
vs Butler	11/24/16	66-76	L	22-52	.423	7-22	.318	15-19	.789	8	25	33	36.8	29	11	16	4	5	66	72.8
vs Santa Clara	11/25/16	76-66	W	24-48	.500	15-28	.536	13-17	.765	7	25	32	36.0	15	18	13	1	1	76	73.3
TENNESSEE STATE	11/29/16	83-59	W	25-46	.543	10-23	.435	23-30	.767	13	26	39	36.4	19	12	19	3	6	83	74.7
vs Minnesota	12/03/16	52-56	L	19-63	.302	8-25	.320	6-9	.667	14	32	46	37.6	13	12	12	4	4	52	71.9
HIGH POINT	12/06/16	90-63	W	29-50	.580	19-32	.594	13-15	.867	6	20	26	36.3	16	23	13	3	8	90	73.9
at Middle Tennessee	12/08/16	48-71	L	17-53	.321	5-19	.263	9-13	.692	5	28	33	36.0	10	9	13	2	3	48	71.3
CHATTANOOGA	12/17/16	76-74	W	22-50	.440	6-21	.286	26-29	.897	8	19	27	35.2	18	16	11	4	2	76	71.7
at Dayton	12/21/16	63-68	L	23-65	.354	9-31	.290	8-8	1.000	15	29	44	35.9	19	13	13	7	3	63	71.0
at LSU	12/29/16	96-89	W	31-58	.534	16-32	.500	18-24	.750	9	20	29	35.4	15	18	11	1	9	96	72.9
AUBURN	01/04/17	80-61	W	28-58	.483	14-33	.424	10-16	.625	8	33	41	35.8	17	18	14	5	7	80	73.4
at Alabama	01/07/17	56-59	L	20-56	.357	10-26	.385	6-9	.667	8	27	35	35.7	17	10	12	5	5	56	72.3
KENTUCKY	01/10/17	81-87	L	25-58	.431	8-29	.276	23-32	.719	5	29	34	35.6	20	10	7	1	2	81	72.8
TENNESSEE	01/14/17	75-87	L	26-49	.531	6-14	.429	17-21	.810	8	18	26	35.1	14	11	9	3	2	75	72.9
at Georgia	01/17/17	68-76	L	27-64	.422	10-31	.323	4-6	.667	11	26	37	35.2	22	14	11	1	3	68	72.7
at Florida	01/21/17	68-66	W	23-50	.460	10-25	.400	12-13	.923	8	22	30	34.9	16	11	13	2	5	68	72.4
ARKANSAS	01/24/17	70-71	L	20-47	.426	9-26	.346	21-26	.808	6	25	31	34.7	20	12	15	3	2	70	72.3
IOWA STATE	01/28/17	84-78	W	25-52	.481	13-30	.433	21-26	.808	6	29	35	34.7	12	17	12	2	2	84	72.9
at Texas A&M	01/31/17	68-54	W	28-59	.475	9-27	.333	3-3	1.000	9	26	35	34.7	9	16	11	2	3	68	72.6
OLE MISS	02/04/17	74-81	L	23-52	.442	14-39	.359	14-19	.737	2	31	33	34.7	24	16	11	3	5	74	72.7
at Arkansas	02/07/17	72-59	W	24-46	.522	12-23	.522	12-18	.667	11	27	38	34.8	8	11	16	3	3	72	72.7
at Mizzou	2-11-17	52-72	L	17-51	.333	6-28	.214	12-15	.800	6	19	25	34.4	21	7	14	5	4	52	71.8
TEXAS A&M	02/16/17	72-67	W	22-56	.393	10-26	.385	18-22	.818	9	27	36	34.5	15	11	9	6	3	72	71.8
Vanderbilt		1868		616-1409	.437	260-678	.383	376-484	.777	224	672	896	34.5	429	353	329	90	101	1868	71.8
Opponents		1828		658-1517	.434	186-526	.354	326-465	.701	258	620	878	33.8	436	317	269	81	142	1828	70.3

Games played: 26
 Points/game: 71.8
 FG Pct: 43.7
 3FG Pct: 38.3
 FT Pct: 77.7

Rebounds/game: 34.5
 Assists/game: 13.6
 Turnovers/game: 12.7
 Assist/turnover ratio: 1.1
 Steals/game: 3.9
 Blocks/game: 3.5



2016-17 Vanderbilt Basketball
 Vanderbilt Opponent Game-by-Game (as of Feb 17, 2017)
 All games



OPPONENT STATISTICS

Opponent	Date	Score		Total		3-Pointers		Free throws		Rebounds				pf	a	t/o	blk	stl	pts	avg
				fg-fga	pct	3fg-fga	pct	ft-fta	pct	off	def	tot	avg							
vs Marquette	11/11/16	71-95	L	39-74	.527	13-31	.419	4-5	.800	10	29	39	39.0	23	22	12	4	13	95	95.0
BELMONT	11/15/16	80-66	W	24-68	.353	9-41	.220	9-13	.692	10	23	33	36.0	23	15	9	2	4	66	80.5
NORFOLK STATE	11/18/16	75-52	W	18-60	.300	2-11	.182	14-20	.700	13	23	36	36.0	21	2	12	1	3	52	71.0
BUCKNELL	11/21/16	72-75	L	27-53	.509	8-19	.421	13-17	.765	8	25	33	35.2	10	9	11	4	4	75	72.0
vs Butler	11/24/16	66-76	L	21-52	.404	9-25	.360	25-36	.694	12	24	36	35.4	17	14	12	1	6	76	72.8
vs Santa Clara	11/25/16	76-66	W	23-49	.469	6-21	.286	14-15	.933	1	20	21	33.0	20	8	9	1	0	66	71.7
TENNESSEE STATE	11/29/16	83-59	W	20-49	.408	7-15	.467	12-25	.480	9	11	20	31.1	20	8	14	3	3	59	69.9
vs Minnesota	12/03/16	52-56	L	23-59	.390	3-9	.333	7-15	.467	10	31	41	32.4	7	15	9	8	7	56	68.1
HIGH POINT	12/06/16	90-63	W	19-41	.463	12-15	.800	13-16	.813	4	17	21	31.1	17	12	19	1	5	63	67.6
at Middle Tennessee	12/08/16	48-71	L	28-61	.459	7-24	.292	8-13	.615	7	32	39	31.9	14	15	6	3	10	71	67.9
CHATTANOOGA	12/17/16	76-74	W	29-54	.537	3-11	.273	13-19	.684	11	22	33	32.0	24	11	14	3	3	74	68.5
at Dayton	12/21/16	63-68	L	23-59	.390	7-22	.318	15-19	.789	11	27	38	32.5	14	17	9	3	6	68	68.4
at LSU	12/29/16	96-89	W	31-54	.574	17-28	.607	10-16	.625	6	23	29	32.2	17	18	15	3	7	89	70.0
AUBURN	01/04/17	80-61	W	22-68	.324	6-21	.286	11-13	.846	12	25	37	32.6	18	8	12	4	8	61	69.4
at Alabama	01/07/17	56-59	L	20-63	.317	7-25	.280	12-18	.667	20	30	50	33.7	13	13	11	5	6	59	68.7
KENTUCKY	01/10/17	81-87	L	34-67	.507	1-9	.111	18-24	.750	10	30	40	34.1	23	8	6	1	2	87	69.8
TENNESSEE	01/14/17	75-87	L	34-58	.586	8-15	.533	11-14	.786	8	18	26	33.6	19	18	6	4	4	87	70.8
at Georgia	01/17/17	68-76	L	24-53	.453	6-15	.400	22-34	.647	8	24	32	33.6	13	16	6	3	5	76	71.1
at Florida	01/21/17	68-66	W	26-58	.448	8-26	.308	6-8	.750	12	20	32	33.5	14	12	12	4	6	66	70.8
ARKANSAS	01/24/17	70-71	L	24-59	.407	6-20	.300	17-24	.708	12	22	34	33.5	20	6	10	3	6	71	70.8
IOWA STATE	01/28/17	84-78	W	30-61	.492	9-28	.321	9-12	.750	3	24	27	33.2	18	11	6	5	8	78	71.2
at Texas A&M	01/31/17	68-54	W	21-53	.396	5-18	.278	7-11	.636	8	22	30	33.0	8	12	12	3	3	54	70.4
OLE MISS	02/04/17	74-81	L	24-58	.414	9-22	.409	24-33	.727	10	31	41	33.4	16	10	8	0	4	81	70.9
at Arkansas	02/07/17	72-59	W	24-63	.381	6-20	.300	5-8	.625	12	14	26	33.1	14	12	6	5	11	59	70.4
at Mizzou	2-11-17	52-72	L	23-56	.411	9-19	.474	17-22	.773	16	27	43	33.5	13	12	14	3	5	72	70.4
TEXAS A&M	02/16/17	72-67	W	27-67	.403	3-16	.188	10-15	.667	15	26	41	33.8	20	13	9	4	3	67	70.3
Opponents		1828		658-1517	.434	186-526	.354	326-465	.701	258	620	878	33.8	436	317	269	81	142	1828	70.3
Vanderbilt		1868		616-1409	.437	260-678	.383	376-484	.777	224	672	896	34.5	429	353	329	90	101	1868	71.8

Games played: 26
 Points/game: 70.3
 FG Pct: 43.4
 3FG Pct: 35.4
 FT Pct: 70.1

Rebounds/game: 33.8
 Assists/game: 12.2
 Turnovers/game: 10.3
 Assist/turnover ratio: 1.2
 Steals/game: 5.5
 Blocks/game: 3.1



2016-17 Vanderbilt Basketball
 Vanderbilt Points-Rebounds-Assists (as of Feb 17, 2017)
 All games



Opponent	Date	Score	01		02		03		05		11		12		13	
			WILLIS,PAY	TOYE,JOE	KORNET,LUK	FISHER-DAV	ROBERSON,J	BAPTISTE,D	LACHANCE,R							
vs Marquette	11/11/16	71-95	L	3-2-1	8-2-2	15-5-1	12-0-1	9-10-2	1-1-0	9-2-2						
BELMONT	11/15/16	80-66	w	10-1-0	3-6-0	20-7-2	16-3-0	10-8-4	8-3-0	5-3-4						
NORFOLK STATE	11/18/16	75-52	w	2-4-5	5-3-2	9-5-0	18-3-2	11-11-3	7-7-0	12-4-1						
BUCKNELL	11/21/16	72-75	L	2-0-0	0-2-2	19-6-1	23-2-0	8-6-5	2-5-0	10-1-6						
vs Butler	11/24/16	66-76	L	17-3-2	7-2-0	5-5-1	2-3-0	11-4-1	2-2-0	7-4-6						
vs Santa Clara	11/25/16	76-66	w	5-4-8	3-0-1	18-6-0	14-2-2	12-4-1	4-0-0	17-4-6						
TENNESSEE STATE	11/29/16	83-59	w	9-2-3	5-2-0	12-6-1	22-5-1	13-5-0	4-3-0	12-2-5						
vs Minnesota	12/03/16	52-56	L	3-1-1	0-2-0	12-6-1	8-3-4	12-16-1	2-2-0	9-7-5						
HIGH POINT	12/06/16	90-63	w	13-2-4	6-5-1	8-3-1	19-3-3	14-3-2	0-1-0	14-2-7						
at Middle Tennessee	12/08/16	48-71	L	2-2-2	3-1-1	8-5-1	13-3-1	11-8-0	0-0-0	2-4-2						
CHATTANOOGA	12/17/16	76-74	w	7-4-3	10-2-2	18-4-2	18-7-2	11-5-2	4-2-0	7-1-4						
at Dayton	12/21/16	63-68	L	9-1-2	2-3-1	8-8-3	25-3-0	8-9-1	0-1-1	0-5-4						
at LSU	12/29/16	96-89	w	11-0-2	8-2-1	14-4-2	23-4-0	6-11-6	0-1-0	24-1-5						
AUBURN	01/04/17	80-61	w	7-5-6	9-2-3	10-11-2	33-7-2	5-7-2	0-1-0	8-4-3						
at Alabama	01/07/17	56-59	L	10-5-4	2-2-0	15-13-2	7-4-0	4-1-1	0-0-0	8-3-3						
KENTUCKY	01/10/17	81-87	L	4-1-0	2-3-1	16-8-1	19-2-0	19-9-2	0-1-0	19-6-4						
TENNESSEE	01/14/17	75-87	L	2-0-1	10-5-1	18-7-1	12-1-0	12-6-3	2-1-0	9-4-2						
at Georgia	01/17/17	68-76	L	4-0-1	1-3-2	19-4-2	9-4-1	11-8-0	0-4-0	13-2-4						
at Florida	01/21/17	68-66	w	5-0-0	5-3-2	11-4-0	19-3-0	7-8-1	0-3-0	11-3-5						
ARKANSAS	01/24/17	70-71	L	6-1-2	13-3-0	9-4-1	7-2-0	14-11-1	3-2-0	16-2-6						
IOWA STATE	01/28/17	84-78	w	3-2-1	3-1-0	21-5-2	14-3-1	16-9-6	0-2-0	7-4-3						
at Texas A&M	01/31/17	68-54	w	3-0-3	11-6-1	12-4-4	12-2-1	11-6-2	0-0-0	3-5-3						
OLE MISS	02/04/17	74-81	L	0-1-0	9-4-1	18-4-2	13-2-3	21-7-2	0-3-0	5-3-7						
at Arkansas	02/07/17	72-59	w	8-1-0	11-5-4	12-4-1	DNP	12-8-0	4-3-0	12-7-3						
at Mizzou	2-11-17	52-72	L	2-3-1	1-1-0	11-5-0	8-2-2	4-4-0	2-0-0	8-1-2						
TEXAS A&M	02/16/17	72-67	w	3-2-1	13-2-2	12-11-0	14-3-1	7-6-1	2-2-0	12-3-2						

Opponent	Date	Score	15		24	
			BROWN,CLEV	CRESSLER,N		
vs Marquette	11/11/16	71-95	L	5-2-0	7-9-1	
BELMONT	11/15/16	80-66	w	0-0-0	5-5-3	
NORFOLK STATE	11/18/16	75-52	w	6-3-0	3-3-1	
BUCKNELL	11/21/16	72-75	L	0-1-0	8-1-1	
vs Butler	11/24/16	66-76	L	6-4-0	8-3-0	
vs Santa Clara	11/25/16	76-66	w	0-3-0	3-3-0	
TENNESSEE STATE	11/29/16	83-59	w	0-2-0	5-5-1	
vs Minnesota	12/03/16	52-56	L	0-0-0	6-4-0	
HIGH POINT	12/06/16	90-63	w	3-0-0	10-4-5	
at Middle Tennessee	12/08/16	48-71	L	6-4-1	3-2-1	
CHATTANOOGA	12/17/16	76-74	w	1-1-0	0-0-1	
at Dayton	12/21/16	63-68	L	0-2-0	11-6-1	
at LSU	12/29/16	96-89	w	DNP	10-3-2	
AUBURN	01/04/17	80-61	w	0-1-0	8-1-0	
at Alabama	01/07/17	56-59	L	0-0-0	10-4-0	
KENTUCKY	01/10/17	81-87	L	0-0-0	2-4-2	
TENNESSEE	01/14/17	75-87	L	0-0-0	10-1-3	
at Georgia	01/17/17	68-76	L	0-1-0	11-6-4	
at Florida	01/21/17	68-66	w	0-0-1	10-4-2	
ARKANSAS	01/24/17	70-71	L	0-1-0	2-4-2	
IOWA STATE	01/28/17	84-78	w	0-0-0	20-5-4	
at Texas A&M	01/31/17	68-54	w	6-5-0	10-5-2	
OLE MISS	02/04/17	74-81	L	0-2-0	8-4-1	
at Arkansas	02/07/17	72-59	w	0-0-1	13-8-2	
at Mizzou	2-11-17	52-72	L	8-6-0	8-1-2	
TEXAS A&M	02/16/17	72-67	w	4-2-0	5-4-4	