



**Vanderbilt (16-14, 9-8 SEC) vs. #12/12 Florida (24-6, 14-3 SEC)
Nashville, Tenn. - Memorial Gym - 1 p.m. CT**

TV: ESPN

TV Talent: Tom Hart (pxp), Kara Lawson (analyst)

Radio: Vanderbilt Radio Network from IMG College, vucommidores.com

Radio Talent: Joe Fisher (pxp), Tim Thompson (analyst)

Satellite Radio: Sirius 145, XM 190

Live Stats: vucommidores.com

Twitter Updates: @VandyMBB

Vanderbilt Athletic Communications

2601 Jess Neely Drive, Nashville, TN 37212

phone: 615-322-4121

www.vucommidores.com

VANDERBILT SCHEDULE/RESULTS

NOVEMBER

Date	VU	Opp	Opponent	Time/Result	TV/Rec.
Nov. 11	-	-	Marquette#	L, 71-95	0-1
Nov. 15	-	-	Belmont	W, 80-66	1-1
Nov. 18	-	-	Norfolk St. ^	W, 75-52	2-1
Nov. 21	-	-	Bucknell ^	L, 72-75	2-2
Nov. 24	-	RW/RV	Butler	L, 66-76	2-3
Nov. 25	-	-	Santa Clara	W, 76-66	3-3

Continental Tire Las Vegas Invitational, Las Vegas, Nev.

Nov. 29 - - Tennessee St. W, 83-59 4-3

DECEMBER

Date	VU	Opp	Opponent	Time	TV/Rec.
Dec. 3	-	RW/-	Minnesota+	L, 52-56	4-4
Dec. 6	-	-	High Point	W, 90-63	5-4
Dec. 8	-	-	M. Tennessee	L, 48-71	5-5
Dec. 17	-	-	Chattanooga	W, 76-74	6-5
Dec. 21	-	-	Dayton	L, 63-68	6-6
Dec. 29	-	-	LSU*	W, 96-89	7-6, 1-0

JANUARY

Date	VU	Opp	Opponent	Time	TV/Rec.
Jan. 4	-	-	Auburn*	W, 80-61	8-6, 2-0
Jan. 7	-	-	Alabama*	L, 56-59	8-7, 2-1
Jan. 10	-	6/6	Kentucky*	L, 81-87	8-8, 2-2
Jan. 14	-	-	Tennessee*	L, 75-87	8-9, 2-3
Jan. 17	-	-	Georgia*	L, 68-76	8-10, 2-4
Jan. 21	-	19/21	Florida*	W, 68-66	9-10, 3-4
Jan. 24	-	-	Arkansas*	L, 70-71	9-11, 3-5
Jan. 28	-	RW/RV	Iowa State%	W, 84-78	10-11, 3-5
Jan. 31	-	-	Texas A&M*	W, 68-54	11-11, 4-5

FEBRUARY

Date	VU	Opp	Opponent	Time	TV/Rec.
Feb. 4	-	-	Ole Miss*	L, 74-81	11-12, 4-6
Feb. 7	-	-	Arkansas*	W, 72-59	12-12, 5-6
Feb. 11	-	-	Missouri*	L, 52-72	12-13, 5-7
Feb. 16	-	-	Texas A&M*	W, 72-67	13-13, 6-7
Feb. 18	-	21/19	S. Carolina*	W, 71-62	14-13, 7-7
Feb. 22	-	-	Tennessee*	W, 67-56	15-13, 8-7
Feb. 25	-	-	Miss. State*	W, 77-48	16-13, 9-7
Feb. 28	-	9/9	Kentucky*	L, 67-73	16-14, 9-8

MARCH

Date	VU	Opp	Opponent	Time	TV/Rec.
Mar. 4	-	12/12	Florida*	1 pm	ESPN

ALL TIMES CENTRAL

RANKINGS: AP/ESPN

*SEC GAME; #Northwestern Mutual Veterans Classic, Annapolis, Md.;

^Continental Tire Las Vegas Invitational, Nashville, Tenn.;

+Sanford Pentagon, Sioux Falls, S.D.; %SEC/Big 12 Challenge;

SECN: SEC Network; SECN+: SEC Network Plus;

CBSSN: CBS Sports Network; TWSC: Time Warner Sports Channel

GAME INFORMATION



2016-17 Record: 16-14, 9-8 SEC
Head Coach: Bryce Drew
Career Record: 140-63 (6)
VU Record: 16-14 (1)

2016-17 LEADERS

Points: M. Fisher-Davis (14.4)
Rebounds: Jeff Roberson (7.1)
Assists: Riley LaChance (4.0)
Blocks: Luke Kornet (2.1)

SERIES INFORMATION

Series Record: UF leads, 67-64.
Last Meeting: VU win, 68-66, on Jan. 21, 2017, in Gainesville.
Record at Vanderbilt: VU leads 43-15.
Record at Florida: UF leads 42-23.
Record at Neutral Site: UF leads 6-2.
Coach Drew vs. Florida: Coach Drew is 1-0 against Florida.



2016-17 Record: 24-6, 14-3 SEC
Head Coach: Mike White
Career Record: 146-61 (6)
Florida Record: 45-21 (2)





2016-17 LEADERS

Points: KeVaughn Allen (13.9)
Rebounds: Devin Robinson (6.0)
Assists: Kasey Hill (4.8)
Blocks: Kevarrius Hayes (1.7)

QUICK HITTERS

- ★ The Commodores dropped a hard-fought, 73-67 decision at Kentucky on Tuesday night in Lexington, Ky., to end a four-game winning streak. Senior Luke Kornet tied a season-high 21 points and sophomore Joe Toye scored a career-high 15 points for the Commodores.
- ★ The Commodores limited Kentucky to only 29.4% from three - in Vanderbilt's last five games, the Commodores are only allowing opponents a 24.7% clip from beyond the arc and 61.2 points per game.
- ★ Vanderbilt shot 11-28 (39%) from 3-point range - the Commodores have now made 10 or more threes in 15 games this year.
- ★ Vanderbilt will be honoring two seniors on Saturday - Luke Kornet and Nolan Cressler.
- ★ Vanderbilt has five road wins in league play this year, the most by a Vanderbilt team since winning six league road games in 2010.
- ★ Florida will be the fifth ranked opponent this season for the Commodores, and the second consecutive game VU has played a ranked opponent. The Commodores are 2-2 this season against ranked opponents, with one of those wins coming against #19/21 Florida, 68-66, in Gainesville on January 21.
- ★ All-time, Vanderbilt has a 92-228 record against ranked opponents and a 62-75 record against ranked opponents at home.
- ★ This will be the 131st meeting between the two schools. The Commodores have won three consecutive games in the series (twice in 2016 and once in 2017).
- ★ Vanderbilt leads the SEC in three-point field goal percentage (38.4%), threes made (10.1) and free throw percentage (77.2%) in all games. In league games only, the Commodores are third in free throw percentage (75.4%) and first in threes made (10.4). As of March 2, the Commodores rank 13th nationally in free-throw percentage and are 12th in 3's made per game.
- ★ As of March 2, the Commodores have the second toughest overall schedule and toughest non-conference schedule in the nation according to the NCAA RPI, and the number one non-conference strength of schedule.
- ★ Overall rankings on March 2: RPI - 48; KenPom - 40; ESPN BPI - 50.
- ★ Luke Kornet was named a CoSida 2nd Team Academic All-American on Thursday for his work in the classroom. Kornet joins only four other Commodore players to make either the first or second team - Jeff Fosnes (1st team, 1975, 1976), Bruce Elder (2nd team, 1992; 1st team, 1993), Steve Grant (2nd team, 1991), and Frank Seckar (2nd team, 1996).
- ★ In SEC play, Kornet is ranked in seven different categories - rebounding (9th, 6.7), free throw % (T-3rd, .878), 3FG% (8th, .389), 3FG made (T-7th, 2.1), blocks (3rd, 2.2), defensive rebounding (5th, 5.0), and minutes played (7th, 33.1).
- ★ Forward Jeff Roberson ranks seventh in the SEC in rebounding (7.1) in all games and eighth (6.7) in league games only, and is fourth in the league in defensive rebounding (5.2) in all games and seventh in league games only (4.8).
- ★ In 17 SEC games, Vanderbilt has three players in the top 10 in 3FG% - LaChance (2nd, .447), Kornet (8th, .389), and Matthew Fisher-Davis (10th, .345). Fisher-Davis is second in league games only in 3's made (2.4), Kornet seventh (2.1) and LaChance 9th (2.0)
- ★ Making three's is not a new thing for this year's Commodore team. Combined in their career, current players have made 850 career threes.
- ★ Riley LaChance is shooting 49.2% from three for the season and is fourth in the SEC in assist-to-turnover ratio (2.1), seventh in the league in assists (4.0), and ninth in three's made (1.9) in all games.
- ★ Fisher-Davis is fourth in 3FG% in all games (38.1%) and second in threes made (2.6).



1		<p>PAYTON WILLIS G ★ 6-4 ★ 182 ★ Fr. ★ Fayetteville, Ark.</p> <table border="1"> <thead> <tr> <th>PPG</th> <th>RPG</th> <th>APG</th> <th>SPG</th> <th>BPG</th> <th>MPG</th> </tr> </thead> <tbody> <tr> <td>5.3</td> <td>1.7</td> <td>1.9</td> <td>0.5</td> <td>0.2</td> <td>17.8</td> </tr> </tbody> </table>	PPG	RPG	APG	SPG	BPG	MPG	5.3	1.7	1.9	0.5	0.2	17.8	<p>NOTES: Scored a career-high 17 points vs. Butler... Scored eight points at Kentucky...Started 12 games at point guard position this season... Scored 11 points at LSU, 10 at Alabama...3rd Commodore from Arkansas and 1st since Ralph Childs (1955-56).</p>	<p>CAREER HIGHS Pts. - 17, vs. Butler (11/24/16) Rebs. - 5, at Alabama (1/7/17) Ast. - 8, vs. Santa Clara (11/25/16) Min. - 32, vs. Santa Clara (11/25/16)</p>
PPG	RPG	APG	SPG	BPG	MPG											
5.3	1.7	1.9	0.5	0.2	17.8											
2		<p>JOE TOYE G/F ★ 6-7 ★ 208 ★ So. ★ Chicago, Ill.</p> <table border="1"> <thead> <tr> <th>PPG</th> <th>RPG</th> <th>APG</th> <th>SPG</th> <th>BPG</th> <th>MPG</th> </tr> </thead> <tbody> <tr> <td>6.1</td> <td>2.7</td> <td>1.1</td> <td>0.3</td> <td>0.1</td> <td>19.5</td> </tr> </tbody> </table>	PPG	RPG	APG	SPG	BPG	MPG	6.1	2.7	1.1	0.3	0.1	19.5	<p>NOTES: Played in all 30 games this season and started the last seven...Set new career high with 15 points at Kentucky...Tied a career high with 13 points in win over TAMU in Nashville...Tallied career-high 13 pts vs. Arkansas in Nashville.</p>	<p>CAREER HIGHS Pts. - 15, at Kentucky (2/28/17) Rebs. - 6, 2x, last at TAMU (1/31/17) Ast. - 4, at Arkansas (2/7/17) Min. - 37, at Arkansas (2/7/17)</p>
PPG	RPG	APG	SPG	BPG	MPG											
6.1	2.7	1.1	0.3	0.1	19.5											
3		<p>LUKE KORNET F ★ 7-1 ★ 250 ★ Sr. ★ Lantana, Texas</p> <table border="1"> <thead> <tr> <th>PPG</th> <th>RPG</th> <th>APG</th> <th>SPG</th> <th>BPG</th> <th>MPG</th> </tr> </thead> <tbody> <tr> <td>13.4</td> <td>6.2</td> <td>1.2</td> <td>0.5</td> <td>2.1</td> <td>31.0</td> </tr> </tbody> </table>	PPG	RPG	APG	SPG	BPG	MPG	13.4	6.2	1.2	0.5	2.1	31.0	<p>NOTES: Scored in double digits in 23 games...Tied a season high with 21 points at Kentucky...Named 2nd-team Academic All-American...2nd on VU all-time list in career blocks...Made 146 career 3's...45th VU player to hit 1,000 points with 11 points at Missouri.</p>	<p>CAREER HIGHS Pts. - 24, vs. Tenn. St. (11/23/14) Rebs. - 14, at Tenn. (1/20/16) Ast. - 4, 3x, last at TAMU (1/31/17) Min. - 38, vs. Tenn. (1/14/17)</p>
PPG	RPG	APG	SPG	BPG	MPG											
13.4	6.2	1.2	0.5	2.1	31.0											
5		<p>MATTHEW FISHER-DAVIS G ★ 6-5 ★ 185 ★ Jr. ★ Charlotte, N.C.</p> <table border="1"> <thead> <tr> <th>PPG</th> <th>RPG</th> <th>APG</th> <th>SPG</th> <th>BPG</th> <th>MPG</th> </tr> </thead> <tbody> <tr> <td>14.4</td> <td>3.2</td> <td>1.1</td> <td>0.6</td> <td>0.2</td> <td>28.7</td> </tr> </tbody> </table>	PPG	RPG	APG	SPG	BPG	MPG	14.4	3.2	1.1	0.6	0.2	28.7	<p>NOTES: Scored career-high 33 points vs. Auburn; made 7 3's...Has scored 20+ points in 5 games this year...Averages 2.6 threes per game, 2nd in SEC...Shooting 38.1% this year from three (4th in SEC).. Made 79 3's last year and has 224 in his career.</p>	<p>CAREER HIGHS Pts. - 33, vs. Auburn (1/4/17) Rebs. - 11, vs. Wofford (12/19/15) Ast. - 5, at Ole Miss (3/7/15) Min. - 41, at Arkansas (1/5/16)</p>
PPG	RPG	APG	SPG	BPG	MPG											
14.4	3.2	1.1	0.6	0.2	28.7											
11		<p>JEFF ROBERSON F ★ 6-6 ★ 224 ★ Jr. ★ Houston, Texas</p> <table border="1"> <thead> <tr> <th>PPG</th> <th>RPG</th> <th>APG</th> <th>SPG</th> <th>BPG</th> <th>MPG</th> </tr> </thead> <tbody> <tr> <td>11.1</td> <td>7.1</td> <td>1.8</td> <td>0.8</td> <td>0.4</td> <td>31.5</td> </tr> </tbody> </table>	PPG	RPG	APG	SPG	BPG	MPG	11.1	7.1	1.8	0.8	0.4	31.5	<p>NOTES: Scored career-high 23 points and made career-best 5 three's vs. Miss. St...Led team with 15 pts in win at Tenn...Scored 21 points against Ole Miss...7th in SEC in rebounding and 4th in def. rebounding...Scored in double figures in 19 games this season.</p>	<p>CAREER HIGHS Pts. - 23, vs. Miss. St. (2/25/17) Rebs. - 16, vs. Minnesota (12/3/16) Ast. - 6, vs. Iowa State (1/28/17) Min. - 38, 2x, last at UF (1/21/17)</p>
PPG	RPG	APG	SPG	BPG	MPG											
11.1	7.1	1.8	0.8	0.4	31.5											
12		<p>DJERY BAPTISTE C ★ 6-10 ★ 240 ★ R-Fr. ★ Gonaives, Haiti</p> <table border="1"> <thead> <tr> <th>PPG</th> <th>RPG</th> <th>APG</th> <th>SPG</th> <th>BPG</th> <th>MPG</th> </tr> </thead> <tbody> <tr> <td>1.9</td> <td>1.9</td> <td>0.1</td> <td>0.1</td> <td>0.4</td> <td>8.2</td> </tr> </tbody> </table>	PPG	RPG	APG	SPG	BPG	MPG	1.9	1.9	0.1	0.1	0.4	8.2	<p>NOTES: Made first start of his career against Butler...Tied a career high with eight points in win over Mississippi State...Posted seven points, seven rebounds and five blocks in win over Norfolk St... Speaks four languages...Redshirted last season.</p>	<p>CAREER HIGHS Pts. - 8, 2x, last vs. Miss. St. (2/25/17) Rebs. - 7, vs. Norfolk St. (11/18/16) Ast. - 1, at Dayton (12/21/16) Min. - 15, vs. Miss. St. (2/25/17)</p>
PPG	RPG	APG	SPG	BPG	MPG											
1.9	1.9	0.1	0.1	0.4	8.2											
13		<p>RILEY LACHANCE G ★ 6-2 ★ 192 ★ Jr. ★ Brookfield, Wis.</p> <table border="1"> <thead> <tr> <th>PPG</th> <th>RPG</th> <th>APG</th> <th>SPG</th> <th>BPG</th> <th>MPG</th> </tr> </thead> <tbody> <tr> <td>10.0</td> <td>3.3</td> <td>4.0</td> <td>0.6</td> <td>0.1</td> <td>31.3</td> </tr> </tbody> </table>	PPG	RPG	APG	SPG	BPG	MPG	10.0	3.3	4.0	0.6	0.1	31.3	<p>NOTES: Tallied season-high 24 points in win at LSU; also added 5 assists... Shooting 49.2% from three this year... Fourth in SEC in A/TO ratio (2.1)...Scored in double figures in 50 career games...Led team with 16 points vs. Arkansas in Nashville...Scored 19 points vs. Kentucky in Nashville.</p>	<p>CAREER HIGHS Pts. - 26, 2x, last vs. W. Carolina (12/16/14) Rebs. - 9, vs. Missouri (2/21/15) Ast. - 8, at Ole Miss (3/7/15) Min. - 42, 2x, last vs. Tenn. (2/11/15)</p>
PPG	RPG	APG	SPG	BPG	MPG											
10.0	3.3	4.0	0.6	0.1	31.3											
15		<p>CLEVON BROWN F ★ 6-8 ★ 219 ★ Fr. ★ San Antonio, Texas</p> <table border="1"> <thead> <tr> <th>PPG</th> <th>RPG</th> <th>APG</th> <th>SPG</th> <th>BPG</th> <th>MPG</th> </tr> </thead> <tbody> <tr> <td>1.8</td> <td>1.6</td> <td>0.1</td> <td>0.0</td> <td>0.5</td> <td>7.9</td> </tr> </tbody> </table>	PPG	RPG	APG	SPG	BPG	MPG	1.8	1.6	0.1	0.0	0.5	7.9	<p>NOTES: Had career-highs in points (8), rebounds (6), and blocks (2) at Missouri...Tied a then-career high with six points at Texas A&M...Ranked as the 9th-best player in the state of Texas by Texas Hoops, and the 126th-ranked player nationally by Rivals.com.</p>	<p>CAREER HIGHS Pts. - 8, at Missouri (2/11/17) Rebs. - 6, at Missouri (2/11/17) Ast. - 1, 2x, last at UF (1/21/17) Min. - 17, vs. MT (12/8/16)</p>
PPG	RPG	APG	SPG	BPG	MPG											
1.8	1.6	0.1	0.0	0.5	7.9											
24		<p>NOLAN CRESSLER G ★ 6-4 ★ 210 ★ Sr. ★ Pittsburgh, Pa.</p> <table border="1"> <thead> <tr> <th>PPG</th> <th>RPG</th> <th>APG</th> <th>SPG</th> <th>BPG</th> <th>MPG</th> </tr> </thead> <tbody> <tr> <td>7.8</td> <td>4.0</td> <td>1.8</td> <td>0.6</td> <td>0.0</td> <td>23.2</td> </tr> </tbody> </table>	PPG	RPG	APG	SPG	BPG	MPG	7.8	4.0	1.8	0.6	0.0	23.2	<p>NOTES: Scored in double figures in 12 games this season...Posted season-high 20 points vs. Iowa State...Eclipsed 1,000-pt barrier vs. UT...Scored 13 points in win over South Carolina...Transferred to VU from Cornell in spring of '14.</p>	<p>CAREER HIGHS Pts. - 34, vs. Brown (2/22/14) Rebs. - 9, 3x, last vs. Marquette (11/11/16) Ast. - 5, vs. High Point (12/6/16) Min. - 37, 4x, last vs. Brown (2/22/14)</p>
PPG	RPG	APG	SPG	BPG	MPG											
7.8	4.0	1.8	0.6	0.0	23.2											

IBAS

HENRY
GENE
MOE
CLARENCE

**1,632
WINS**

DREWS

HOMER
SCOTT
BRYCE

**1,075
WINS**

SUTTONS

EDDIE
SCOTT
SEAN

**1,173
WINS**

**ALL-TIME
WINNINGEST COLLEGIATE
COACHING FAMILIES**

The Drew family is now second on the all-time winningest collegiate coaching family in college basketball history with 1,075 wins.

- Homer Drew - 640**
(Bethel College - 252; IU-South Bend - 17; Valparaiso - 371)
- Scott Drew - 295**
(Valparaiso - 20; Baylor - 274)
- Bryce Drew - 140**
(Valparaiso - 124; Vanderbilt -16)

ABOUT FLORIDA

QUICK FACTS

Location Gainesville, Fla.
Founded 1853
Conference SEC
Enrollment 49,913
Nickname Gators
Colors Orange and Blue
Home Arena Exactech Arena (11,548)
President Dr. W. Kent Fuchs
Athletics Director Scott Stricklin
Basketball Staff
Head Coach Michael White
Record Overall 146-61 (6)
Florida Record: 45-21 (2)
Assistant Coaches Dusty May, Jordan Mincy,
Darris Nichols

- ★ Florida enters the game with a 24-6 overall record and a 14-3 mark in the SEC. The Gators will be the number two seed in next week's SEC Tournament in Nashville.
- ★ KeVaughn Allen leads the Gators in scoring with 13.9 points per game. Canyon Barry (12.4) and Devin Robinson (11.0) also add double digits.
- ★ The meeting Saturday will be the 132nd between the two schools, with the first matchup coming in the 1930-31 season. The Gators lead the all-time series 67-64.
- ★ Vanderbilt defeated Florida 68-66 earlier this season on Jan. 21 in Gainesville.
- ★ The Commodores are 43-15 all time in games played at Vanderbilt and 40-15 in games played at Memorial Gym.

CAREER BLOCKS LIST

TOTAL BLOCKS

PLAYER, YEARS	G	BS	BPG
1. Festus Ezeli, 2008-12	121	204	1.69
2. Luke Kornet, 2012-	123	201	1.63
3. Damian Jones, 2013-16	99	167	1.69
4. Will Perdue, 1984, 86-88	104	157	1.51
5. A.J. Ogilvy, 2007-10	96	145	1.51

BLOCKS PER GAME

PLAYER, YEARS	G	BS	BPG
t1. Damian Jones, 2013-16	99	167	1.69
t1. Festus Ezeli, 2008-12	121	204	1.69
3. Luke Kornet, 2012-	123	201	1.63
t4. A.J. Ogilvy, 2007-10	96	145	1.51
t4. Will Perdue, 1984, 86-88	104	157	1.51
6. Julian Terrell, 2003-06	124	116	0.94

VU Staff Can Score

The Vanderbilt men's basketball staff has combined to score a total of 5,486 collegiate points, with head coach Bryce Drew leading the way with 2,142 points. Here's a breakdown of the staff's scoring totals.

Head Coach Bryce Drew, Valparaiso	2,142
Asst. Coach Casey Shaw, Toledo	1,562
Assoc. Head Coach Roger Powell, Jr., Illinois	1,178
Asst. Coach Jake Diebler, Valparaiso	586
Total	5,468

Kornet Named CoSida Academic All-American

Senior center Luke Kornet has been named to the SEC Academic Honor Roll and a CoSida All-District Academic Selection in the three years he has played at Vanderbilt, and was named a CoSida 2nd Team Academic All-American on Thursday for his work in the classroom.

Kornet joins only four other Commodore players to make either the first or second team - Jeff Fosnes (1st team, 1975, 1976), Bruce Elder (2nd team, 1992; 1st team, 1993), Steve Grant (2nd team, 1991), and Frank Seckar (2nd team, 1996).

Kornet is majoring in engineering, computer science, and mathematics.

Memorial Gym = 1,000

The matchup with Texas A&M was the 1,000th game of record played in Memorial Gym, the SEC's oldest basketball facility that opened in the 1952-53 season.

The Commodores have a 782-220 record at the facility, a winning percentage of .780.

Dores Drain Threes

Vanderbilt made 19 threes against High Point on December 6, which set a new school record for threes in a game, surpassing an 18-three performance at Tennessee on January 8, 2005.

The Commodores also set a new record for most 3-pointers made at Memorial Gym, passing the old mark of 16 that was set on Jan. 8, 1994 vs. South Carolina and then matched on Feb. 11, 1995 vs. Arkansas. The Commodores hit 12 of their 19 3-pointers in the first half.

VU Makes Gamewinner

The Commodores made their first game-winning basket in almost four years against Chattanooga on December 17, when Luke Kornet made a three with 2.9 seconds remaining to give VU the 76-74 win over the Mocs.

The game-winner was the first since Kevin Bright made a 15-footer on February 27, 2013, to defeat Georgia, 63-62, at Memorial Gym.

STAT COMPARISON

	VU		UF	
	All	SEC	2016-17	SEC
Record	16-14	9-8	24-6	14-3
Scoring Offense	71.7	71.4	79.1	78.8
Scoring Defense	68.9	68.7	66.2	67.1
Scoring Margin	+2.8	+2.7	+12.9	+11.7
FG%	.437	.443	.453	.450
FG% Defense	.425	.415	.406	.406
3FG%	.384	.377	.366	.377
3FG% Defense	.344	.340	.305	.302
Free Throw %	.772	.754	.728	.713
Rebounding	34.5	33.5	37.3	37.0
Rebounding Margin	+0.5	-2.0	+2.0	+1.0
Turnovers/game	12.6	11.9	11.9	12.3
Opponent Turnovers	10.6	10.4	15.3	14.9
Steals	4.0	4.3	7.7	7.5
Blocks	3.8	3.7	5.0	4.4

LAST TIME VS. FLORIDA

Box Score

RECAP



Official Basketball Box Score -- Game Totals -- Final Statistics
Vanderbilt vs Florida
 1/21/17 12 p.m. at Exactech Arena - Gainesville, Fla.



Vanderbilt 68 • 9-10, 3-4 SEC

#	Player	Total			3-Ptr			Rebounds			PF	TP	A	TO	Blk	Stl	Min
		FG-FGA	FG-FGA	FT-FTA	FG-FGA	FG-FGA	FT-FTA	Off	Def	Tot							
03	KORNET, Luke	f	4-6	3-5	0-0	0	4	4	4	11	0	3	1	1	33		
11	ROBERSON, Jeff	f	1-8	0-3	5-6	4	4	8	1	7	1	2	0	2	38		
05	FISHER-DAVIS, Matthe	g	6-14	3-9	4-4	0	3	3	3	19	0	1	0	1	32		
13	LACHANCE, Riley	g	4-8	3-4	0-0	0	3	3	2	11	5	2	0	0	34		
24	CRESSLER, Nolan	g	4-6	0-2	2-2	1	3	4	2	10	2	2	0	0	23		
01	WILLIS, Payton		2-3	1-1	0-0	0	0	0	1	5	0	1	0	1	13		
02	TOYE, Joe		2-3	0-1	1-1	0	3	3	2	5	2	0	0	0	18		
12	BAPTISTE, Djery		0-2	0-0	0-0	1	2	3	1	0	0	0	0	0	7		
15	BROWN, Clevon		0-0	0-0	0-0	0	0	0	0	0	1	1	1	0	2		
Team						2	0	2				1					
Totals			23-50	10-25	12-13	8	22	30	16	68	11	13	2	5	200		

FG % 1st Half: 10-27 37.0% 2nd half: 13-23 56.5% Game: 23-50 46.0% Deadball Rebounds: 0
 3FG % 1st Half: 5-14 35.7% 2nd half: 5-11 45.5% Game: 10-25 40.0%
 FT % 1st Half: 2-2 100.0 2nd half: 10-11 90.9% Game: 12-13 92.3%

Florida 66 • 14-5, 5-2 SEC

#	Player	Total			3-Ptr			Rebounds			PF	TP	A	TO	Blk	Stl	Min
		FG-FGA	FG-FGA	FT-FTA	FG-FGA	FG-FGA	FT-FTA	Off	Def	Tot							
01	Robinson, Devin	f	5-9	1-3	1-1	3	3	6	5	12	0	0	1	2	29		
23	Leon, Justin	f	2-5	2-3	0-0	2	4	6	4	6	2	1	2	0	29		
15	Egbunu, John	c	3-4	0-0	0-1	2	4	6	3	6	1	6	0	0	31		
00	Hill, Kasey	g	2-6	0-1	1-2	0	2	2	0	5	7	4	0	2	31		
05	Allen, KeVaughn	g	10-19	5-13	4-4	0	1	1	1	29	0	0	0	1	36		
11	Chiozza, Chris		0-2	0-2	0-0	0	1	1	0	0	2	0	0	0	14		
13	Hayes, Kevarrius		1-3	0-0	0-0	3	0	3	0	2	0	0	1	0	7		
24	Barry, Canyon		3-8	0-2	0-0	0	2	2	0	6	0	1	0	1	17		
25	Stone, Keith		0-2	0-2	0-0	0	0	0	1	0	0	0	0	0	7		
Team						2	3	5									
Totals			26-58	8-26	6-8	12	20	32	14	66	12	12	4	6	201		

FG % 1st Half: 13-30 43.3% 2nd half: 13-28 46.4% Game: 26-58 44.8% Deadball Rebounds: 0
 3FG % 1st Half: 4-12 33.3% 2nd half: 4-14 28.6% Game: 8-26 30.8%
 FT % 1st Half: 2-2 100.0 2nd half: 4-6 66.7% Game: 6-8 75.0%

Officials: Antinio Petty, Doug Sirmons, John Hampton
 Technical fouls: Vanderbilt-None. Florida-None.
 Attendance: 10523
 UF#01 fouls out at 1:34 second half

Score by periods	1st	2nd	Total
Vanderbilt	27	41	68
Florida	32	34	66

Points	In	Off	2nd	Fast	Bench
	Paint	T/O	Chance	Break	
VU	20	10	13	4	10
UF	28	17	9	4	8

Last FG - VU 2nd-00:36, UF 2nd-00:29.
 Largest lead - VU by 8 1st-18:19, UF by 7 2nd-17:37.
 VU led for 21:13. UF led for 13:38. Game was tied for 05:09.

Score tied - 9 times.
 Lead changed - 10 times.

GAINESVILLE (AP) -- Matthew Fisher-Davis' best game in weeks helped Vanderbilt and first-year coach Bryce Drew notch their biggest victory of the season.

Fisher-Davis scored 19 points, Nolan Cressler came up huge in the final minute and the Commodores upset No. 19 Florida 68-66 on Saturday. Vandy snapped a four-game losing streak and won consecutive games in Gainesville for the first time since 1991.

"It's been a tough stretch," Drew said. "We have lost a lot of close games. Our guys came out with a lot of energy today in a great environment."

The Commodores used a 12-0 run midway through the second half to take a seven-point lead and held on down the stretch in a game that featured six lead changes in the final 5 minutes.

Fisher-Davis had the go-ahead basket, a driving bank shot in the lane that put the Commodores (9-10, 3-4 SEC) up 64-63. They stayed in front from there, thanks to Florida's free throw woes. John Egbunu missed the front end of a 1-and-1, and then Kasey Hill missed another from the charity stripe with 1:04 remaining.

"It's tough," Florida's Devin Robinson said. "A two-game losing streak, it's just tough right now."

Cressler made two free throws and then scored on a baseline drive that made it a four-point game in the final seconds. Still, Florida had a chance after KeVaughn Allen followed Hill's driving layup with a steal. But Allen's fall-away 3 from the wing -- in a two-point game -- rimmed out just before the final buzzer.


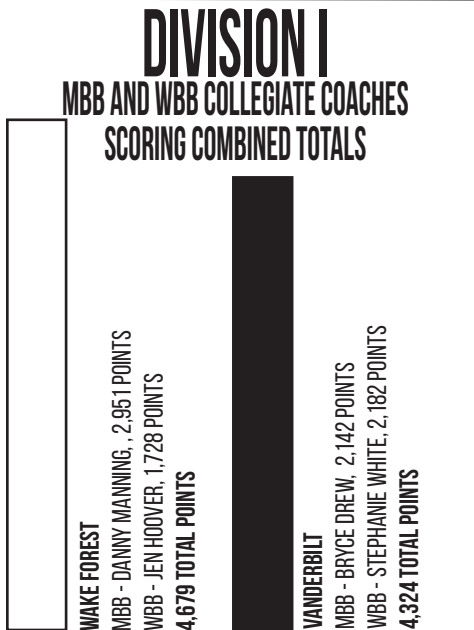
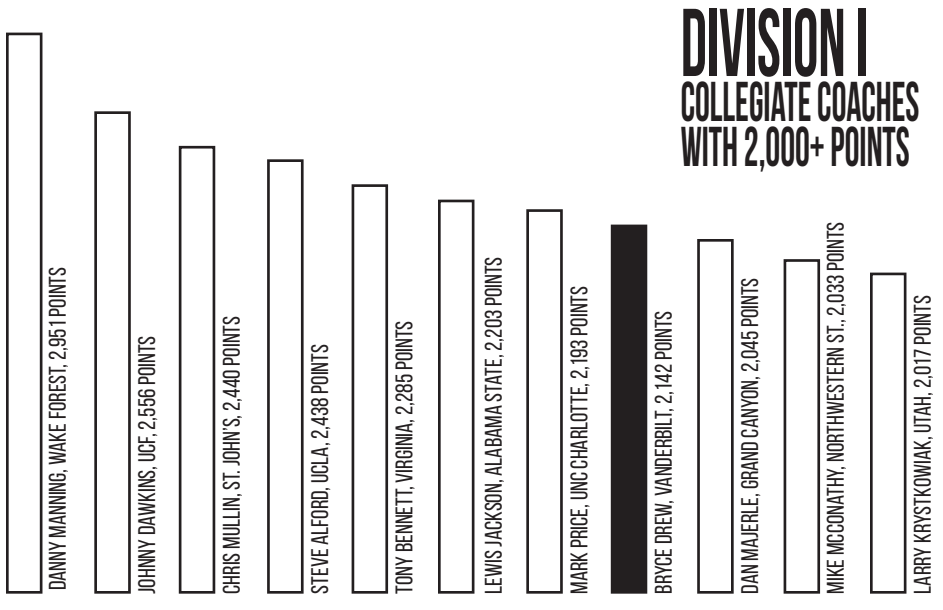
Florida coach Mike White blamed himself for not calling time out and setting up a better shot. He was more concerned with his team's lackluster defense. Vanderbilt shot 56.5 percent in the second half and finished the game by making 10 of 25 from 3-point range.

"It's absolutely incredible," said White, who spent all week trying to get his players to defend the 3-point line. "I guess I didn't do a good enough job explaining it."

Fisher-Davis had somewhat struggled since scoring 33 points in a win over Auburn earlier this month. He was considerably better against the Gators (14-5, 5-2), hitting 6 of 14 shots and three 3-pointers.

Cressler finished with 10, and Luke Kornet and Riley LaChance chipped in 11 each.

"Our offense runs best when we have four players in double figures," Drew said. "We thrive on ball movement and making the extra pass. Today was a great sign of when we do execute it, our offense moves smoothly and we can make shots."



700th SEC Win

Vanderbilt is in its 84th SEC season and is a charter member of the league. The Commodores won their 700th league game at Florida, and all time against current members of the conference, Vanderbilt is 706-692.

994

Vanderbilt has made a 3-pointer in 994 consecutive games, a streak which began at the inception of the 3-point line in 1986-87. The Commodores rank third only to UNLV and Kentucky for the longest streak in Division I basketball. Vanderbilt, UNLV and Princeton are the only three schools in college basketball to have made at least one 3-pointer in every game played since the 3-point line was implemented.

NBA Commodores

Vanderbilt was one of only three schools (Kentucky, Washington) with two first-round selections in the 2016 NBA Draft when Wade Baldwin IV was drafted 17th by the Memphis Grizzlies and Damian Jones was selected 30th by the Golden State Warriors. Baldwin IV and Jones became the sixth and seventh first-round picks, respectively, in the history of the program, joining Will Perdue in 1988 (11th, Chicago), Jeff Turner in 1984 (7th, New Jersey), Clyde Lee in 1966 (3rd, San Francisco), and John Jenkins (23rd, Atlanta), and Festus Ezeli (30th, Golden State) in 2012.

Balanced Scoring

Seven of the nine players on the Commodore active roster have scored in double figures and Vanderbilt has had five games this season with five players scoring in double figures.

10 or more threes

The Commodores have made 10 or more threes in 15 games this season after making 11 against Kentucky in Lexington on February 28. Vanderbilt is 11-4 in those games.

Win on Road vs. Ranked Opponent

The Commodores won their first road game against a ranked opponent since Dec. 29, 2011, in a win at Marquette (74-57) defeating Florida on January 21, 2017, in Gainesville, 68-66.

Vanderbilt has now won five true road games, with all coming in Southeastern Conference play (LSU, Auburn, Texas A&M, Arkansas, Tennessee).

DORES SIGN THREE

Head Coach Bryce Drew inked his first signing class in November, signing 6'2 guard Maxwell Evans, from Houston, Texas, 6'2 guard Saben Lee, from Tempe, Ariz., and Ejike Obinna, a 6'9 center from Enugu, Nigeria.

Evans is the number 16-ranked prospect in the state of Texas and 247sports.com ranks him as the 11th-ranked combo guard nationally.

Lee is a four-star prospect and the number 92-ranked player by Scout.com and the number 17 point guard by 247sports.com.


Obinna attends the Virginia Academy in Ashburn, Va., is a 4-star prospect by ESPN.com and Rivals.com, and is the 107th-ranked prospect in the class of 2017 by 247sports.com.

VU CAREER 3'S MADE

PLAYER, YEARS	3FGM	3FGA	PCT.
1. Shan Foster, 2005-08	367	872	.421
2. John Jenkins, 2010-12	306	699	.438
3. Ronnie McMahan, 1992-95	296	774	.382
4. Scott Draud, 1987-88, 90-91	288	657	.438
5. Frank Seckar, 1993-96	278	675	.419
6. Sam Howard, 1998-2002	238	653	.364
7. Barry Booker, 1986-89	246	535	.460
8. Drew Maddux, 1994-98	226	641	.353
9. M. Fisher-Davis, 2015-	224	548	.409
10. Mario Moore, 2003-06	197	559	.352
11. Matt Freije, 2000-04	183	515	.355
11. Rod Odom, 2010-14	183	492	.372



HEAD COACH BRYCE DREW



THE DREW FILE

High School: Valparaiso (Ind.), '94
College: Bachelor of Arts In Sports Management, Valparaiso, '98
Family: Wife, Tara, son Bryson (2)



DREW THROUGH THE YEARS

Year	School	Position	W-L	Conf.	Postseason
2017	Vanderbilt	Head Coach	16-14	9-8	-
2016	Valparaiso	Head Coach	30-7	16-2	NIT Finals
2015	Valparaiso	Head Coach	28-6	13-3	NCAA Second Round
2014	Valparaiso	Head Coach	18-16	9-7	CollegelInsider.com First Round
2013	Valparaiso	Head Coach	26-8	13-3	NCAA Second Round
2012	Valparaiso	Head Coach	22-12	14-4	NIT First Round
2011	Valparaiso	Assistant Coach	23-12	12-6	CollegelInsider.com First Round
2010	Valparaiso	Assistant Coach	15-17	10-8	-
2009	Valparaiso	Assistant Coach	9-22	5-13	-
2008	Valparaiso	Assistant Coach	22-14	9-9	College Basketball Invite 2nd Rd.
2007	Valparaiso	Assistant Coach	16-15	9-5	-
2006	Valparaiso	Assistant Coach	17-12	8-8	-
2005	Valencia (Spain)	Player	38-14		Champions League Second Round
2004	New Orleans (NBA)	Player	41-41		East 1st round
2003	New Orleans (NBA)	Player	47-35		East 1st round
2002	Charlotte (NBA)	Player	44-38		East Semifinals
2001	Chicago (NBA)	Player	15-67		-
2000	Houston (NBA)	Player	34-48		-
1999	Houston (NBA)	Player	31-19		West 1st round
1998	Valparaiso	Player	23-10	13-3	NCAA Regional Semifinals
1997	Valparaiso	Player	24-7	13-3	NCAA First Round
1996	Valparaiso	Player	22-10	13-5	NCAA First Round
1995	Valparaiso	Player	20-8	14-4	-
Head Coach Totals			140-63	74-27	
Totals at Vanderbilt (Head Coach)			16-14	9-8	
Totals at Valparaiso (Head Coach)			124-49	65-19	
Totals at Valparaiso (Assistant)			102-92	53-49	
Totals at Valparaiso (playing)			89-35	53-15	
Totals as NBA Player			212-248		

3	Three-time Horizon League Coach of the Year
25	Averaged 25 wins a year in five years at Valparaiso
27	27th coach in Vanderbilt basketball history, and ninth of the modern era.
4	Postseason appearances as a head coach, including two in the NCAA Tournament and two in the NIT.
15	Coached 15 All-Horizon League honorees.
30	Won 30 games with Valparaiso in 2015-16.
2,142	Career points scored at Valparaiso - the 2nd most in the program's history. He is also the program's leader in 3-pointers made (364) and assists (626).
2	Two-time NABC District 12 Coach of the Year
6	Played six seasons in the NBA... Two with Houston, one with Chicago, and three with Charlotte/New Orleans
1,000	Scored over 1,000 points in his NBA career.
12	Played alongside 12 NBA All-Stars
3	Played with three players named among the Top 50 NBA Players of All Time - Charles Barkley, Hakeem Olajuwon, and Scottie Pippin
18	Has won 18 or more games each season as a head coach.

VANDERBILT ATHLETIC COMMUNICATIONS

INTERVIEW POLICY

Vanderbilt head coach Bryce Drew and selected Vanderbilt players will be available to the media before practice on a weekly basis during the non-conference season, and bi-weekly during the SEC season.

The times for those media sessions will be emailed to media members in advance of those pre-practice interviews.

Media may photograph the first 20 minutes of practice. All practices are closed to the public.

POSTGAME INTERVIEW POLICY

Vanderbilt head coach Bryce Drew will enter the Memorial Gym interview room after the NCAA-mandated 10-minute cooling off period, and after the visiting team makes an appearance in the interview room.

VUCOMMODORES.COM

The official website of Vanderbilt athletics, vucommo- dore.com, includes pregame notes, season statistics, videos of press conferences and meetings with the media, live stats, twitter feeds, and streaming audio and video of everything that is Commodore athletics.

@VANDYMBB

The official Twitter feed of Vanderbilt men's basketball, follow the latest information and get breaking news on Com- modore basketball.

VU QUICK FACTS

Location Nashville, Tenn.
Founded 1873
Conference Southeastern
Enrollment 6,738
Nickname Commodores
Colors Black and Gold
Home Arena Memorial Gymnasium (14,316)
Chancellor Nicholas Zeppos
Vice Chancellor David Williams II
Faculty Rep. Dr. Susan Wentz

Athletic Communications

Men's Basketball SID Andy Boggs
Media Relations Address 2601 Jess Neely Dr.
 Nashville, TN 37212
Office Phone (615) 343-1847
E-Mail Andy.Boggs@Vanderbilt.edu

INS AND OUTS

Player	Career Games	'16-17 Starts	Cons. Starts
Luke Kornet	123	71	34
Nolan Cressler	119	59	13
Riley LaChance	98	84	30
Matthew Fisher-Davis	95	61	-
Jeff Roberson	95	79	33
Joe Toye	60	8	7
Payton Willis	30	12	0
Djery Baptiste	30	1	0
Clewon Brown	29	0	0

Player	Career (Record)	'16-17	Cons.
Luke Kornet	55 (35-20)	23 (13-10)	3 (2-1)
Riley LaChance	50 (34-16)	15 (11-4)	-
M. Fisher-Davis	48 (31-17)	21 (14-7)	-
Jeff Roberson	39 (26-13)	19 (11-8)	-
Nolan Cressler	53	11 (8-3)	-
Joe Toye	10 (5-5)	7 (4-3)	1 (0-1)
Payton Willis	5 (4-1)	5 (4-1)	-

Player	Career	'16-17	Cons.
Luke Kornet	12 (11-1)	4 (3-1)	-
Jeff Roberson	10 (8-2)	4 (2-2)	-
M. Fisher-Davis	1 (1-0)	-	-

Player	Career	'16-17	Cons.
Luke Kornet	9 (8-1)	4 (3-1)	-
Jeff Roberson	8 (6-2)	3 (1-2)	-
Matthew Fisher-Davis	1 (1-0)	-	-

2016-17 TRENDS

Winning Opening Tip	12-10
Losing Opening Tip	4-4
VU Scores First	10-9
Opponent Scores First	6-5
Leading at Halftime	12-5
Trailing at Halftime	3-7
Tied at Halftime	1-2
Leading with Five Minutes Remaining	15-3
Trailing with Five Minutes Remaining	1-11
Tied with Five Minutes Remaining	0-0
Leading with Two Minutes Remaining	15-1
Trailing with Two Minutes Remaining	0-11
Tied with Two Minutes Remaining	1-1
Overtime	0-0
Games Decided by Three Points or Less	2-3
Games Decided by 4-10 Points	5-7
Games Decided by 11-20 Points	5-2
Games Decided by 21-plus Points	4-2
VU Shoots 50% or Better	5-1
VU Shoots 40% or Better	13-8
VU Shoots Lower Than 40%	3-6
Opponent Shoots 50% or Better	2-4
Opponent Shoots 40% or Better	9-11
Opponent Shoots Lower Than 40%	7-4
VU Outshoots Opponent	11-5
VU Outshot by Opponent	5-9
Shoot Same Percentage	0-0
VU Scores 70 Points or More	13-6
VU Scores Less Than 70 Points	3-8
VU Scores 80 Points or More	6-1
VU Scores 90 Points or More	2-0
Opponent Scores 70 Points or More	3-11
Opponent Scores Less Than 70 Points	13-3
Opponent Scores 80 Points or More	1-4
Opponent Scores 90 Points or More	0-1
Makes More 3-Pointers Than Opponent	14-8
Makes Fewer 3-Pointers Than Opponent	1-6
3-Pointers are Equal	1-0
Outrebounds Opponent	11-3
Outrebounded by Opponent	4-10
Rebounds are Equal	1-1
Playing on National TV	13-12
Playing on Regional TV	0-0
Online Only	3-2
Playing on Weekday	11-9
Playing on Weekend	5-5
Game Tips Before 6 p.m. CT (afternoons)	4-3
Game Tips After 6 p.m. CT (evenings)	12-11
In White Uniforms	5-3
In Gold Uniforms	4-2
In Black Uniforms	6-7
In Grey Uniforms	0-2
In Equality Uniforms	1-0
In November	4-3
In December	3-3
In January	4-5
In February	5-3
In March	0-0
Home	10-5
Neutral	1-3
Away	5-6
Conferences	
vs. Non-Conference	7-6
Big East	0-2
Ohio Valley	2-0
MEAC	1-0
Patriot League	0-1
West Coast	1-0
Big Ten	0-1
Big South	1-0
Conference USA	0-1
Southern Conference	1-0
Atlantic 10	0-1
Big 12	1-0
Vs. SEC	9-8
Lineups	
Kornet, Roberson, Fisher-Davis, LaChance, Willis	6-6
Kornet, Roberson, Fisher-Davis, LaChance, Cressler	5-4
Kornet, Roberson, Toye, LaChance, Cressler	5-3
Kornet, Baptiste, Roberson, Fisher-Davis, LaChance	0-1

SEC PRESEASON POLL

Preseason Media Poll, Pts

1. Kentucky
2. Florida
3. Texas A&M
4. Georgia
5. Arkansas
- 6. Vanderbilt**
7. Alabama
8. South Carolina
9. Ole Miss
10. Mississippi State
11. Auburn
12. LSU
13. Tennessee
14. Missouri

First Team All-SEC

- Moses Kingsley* – Arkansas, F, Sr.
- J.J. Frazier – Georgia, G, Sr.
- Edrice "Bam" Adebayo – Kentucky, F, Fr.
- De'Aaron Fox – Kentucky, G, Fr.
- Tyler Davis – Texas A&M, C, So.

Second Team All-SEC

- KeVaughn Allen – Florida, G, So.
- Yante Maten – Georgia, F, Jr.
- Isaiah Briscoe – Kentucky, G, So.
- Maiik Monk – Kentucky, G, Fr.
- Antonio Blakeney – LSU, G, So.
- Quinnndary Weatherspoon – Mississippi State, G, So.

Luke Kornet – Vanderbilt, F, Sr.

SEC Player of the Year: Moses Kingsley, Arkansas



LAST TIME OUT

Box SCORE vs. KENTUCKY



Official Basketball Box Score -- Game Totals -- Final Statistics
Vanderbilt vs Kentucky
 02/28/17 9:00 pm at Rupp Arena - Lexington, KY



Vanderbilt 67 • 16-14, 9-8

##	Player	Total			3-Ptr			Rebounds			PF	TP	A	TO	Blk	Stl	Min
		FG	FGA	FT	FTA	FG	FGA	FT	FTA	Off							
03	KORNET, Luke	f	7-13	3-8	4-4	1	4	5	2	21	0	0	1	1	36		
11	ROBERSON, Jeff	f	3-8	1-4	2-2	1	5	6	1	9	2	6	1	1	36		
02	TOYE, Joe	g	3-8	3-6	6-8	0	1	1	4	15	0	1	0	0	30		
13	LACHANCE, Riley	g	2-4	1-2	0-0	0	6	6	4	5	2	2	0	1	32		
24	CRESSLER, Nolan	g	4-7	1-2	0-2	0	5	5	5	9	2	3	0	2	30		
01	WILLIS, Payton		3-5	2-2	0-0	0	1	1	2	8	1	3	0	0	10		
05	FISHER-DAVIS, Matthe		0-4	0-4	0-0	0	2	2	4	0	3	1	1	0	18		
12	BAPTISTE, Djery		0-0	0-0	0-0	0	0	0	2	0	0	2	0	0	4		
15	BROWN, Clevon		0-0	0-0	0-0	0	0	0	1	0	0	0	0	0	4		
	Team					2	0	2									
Totals			22-49	11-28	12-16	4	24	28	25	67	10	18	3	5	200		

FG % 1st Half: 12-29 41.4% 2nd half: 10-20 50.0% Game: 22-49 44.9% Deadball Rebounds 2
 3FG % 1st Half: 6-16 37.5% 2nd half: 5-12 41.7% Game: 11-28 39.3%
 FT % 1st Half: 0-2 0.0% 2nd half: 12-14 85.7% Game: 12-16 75.0%

Kentucky 73 • 25-5, 15-2

##	Player	Total			3-Ptr			Rebounds			PF	TP	A	TO	Blk	Stl	Min
		FG	FGA	FT	FTA	FG	FGA	FT	FTA	Off							
03	Adebayo, Edrice	f	4-6	0-0	8-10	1	5	6	4	16	0	2	1	2	37		
35	Willis, Derek	f	1-4	1-4	0-2	0	8	8	3	3	1	0	3	0	28		
11	Mulder, Mychal	g	2-3	1-2	0-0	0	0	0	1	5	0	0	0	1	7		
13	Briscoe, Isaiah	g	3-6	0-1	1-2	3	4	7	2	7	6	0	0	0	31		
25	Hawkins, Dominique	g	1-3	0-1	0-0	0	2	2	1	2	1	1	0	1	21		
00	Fox, De'Aaron		5-9	1-1	2-2	0	4	4	1	13	1	5	0	0	26		
05	Monk, Malik		8-21	2-6	9-10	1	1	2	1	27	1	3	0	0	35		
15	Humphries, Isaac		0-0	0-0	0-0	1	1	2	0	0	0	0	0	0	3		
32	Gabriel, Wenyen		0-3	0-2	0-0	0	0	0	0	0	0	0	0	0	12		
	Team					2	0	2	1								
Totals			24-55	5-17	20-26	8	25	33	14	73	10	11	4	4	200		

FG % 1st Half: 9-29 31.0% 2nd half: 15-26 57.7% Game: 24-55 43.6% Deadball Rebounds 5
 3FG % 1st Half: 2-10 20.0% 2nd half: 3-7 42.9% Game: 5-17 29.4%
 FT % 1st Half: 4-7 57.1% 2nd half: 16-19 84.2% Game: 20-26 76.9%

Officials: Anthony Jordan, John Higgins, Jamie Luckie
 Technical fouls: Vanderbilt-None. Kentucky-TEAM.
 Attendance: 24036

Score by periods	1st	2nd	Total
Vanderbilt	30	37	67
Kentucky	24	49	73

Points	In Paint	Off T/O	2nd Chance	Fast Break	Bench
VU	18	9	5	0	8
UK	30	21	6	8	40

Last FG - VU 2nd-00:33, UK 2nd-00:49.
 Largest lead - VU by 19 1st-08:03, UK by 7 2nd-00:49.
 VU led for 33:52. UK led for 03:10. Game was tied for 02:58.

Score tied - 3 times.
 Lead changed - 3 times.

Team Notes:

- ★ Vanderbilt's defense held Kentucky to just 9-29 (31%) shooting from the field in the first half.
- ★ Luke Kornet hit a 3-pointer with 8:03 remaining in the first half to give Vanderbilt a 25-6 lead, its largest of the game.
- ★ A 3-pointer from Riley LaChance gave Vanderbilt a 60-59 lead, its last of the game, with 4:12 left in the game.
- ★ Vanderbilt shot 11-28 (39%) from 3-point range - the Commodores have now made 10 or more threes in 15 games this year.

Player Notes:

- ★ Luke Kornet scored a team-high 21 points on 7-13 shooting from the field.
- ★ Joe Toye joined Kornet in double-figures scoring with a career-high 15 points.
- ★ Riley LaChance and Jeff Roberson led all Commodore rebounders with six boards apiece.
- ★ Joe Toye and Luke Kornet both knocked down three 3-pointers for Vanderbilt. Payton Willis also pitched in two from behind the arc.

RECAP

LEXINGTON (AP) -- Never had Kentucky faced such a deep hole under coach John Calipari, a situation that took nearly everything the ninth-ranked Wildcats had to overcome Vanderbilt before holding on. Their defensive urgency created offensive chances for Malik Monk to deliver once again.

Monk scored 20 points in the second half, including 10 in the final 3:40, as Kentucky rallied from a 13-point deficit and held off Vanderbilt 73-67 on Tuesday night to clinch a share of the Southeastern Conference regular season title.

After trailing by as many as 19 points in the first half, the Wildcats, who overcame the largest deficit under Calipari, were still down 47-34 with 13:51 remaining. They clamped down defensively and gave their shooters chances to contribute and earn a hard-fought victory. Monk thrived the most, making a go-ahead 3 with 3:40 left before adding another long-range shot with 49 seconds left for 69-62 lead.

The freshman guard then made four free throws in the final 21 seconds to finish with 27 points for Kentucky (25-5, 15-2), which shot 58 percent in the second half. Bam Adebayo added 16 points and De'Aaron Fox had 13 after a one-game absence with a knee injury. Each scored 10 points after the break.

Luke Kornet had 21 points and Joe Toye added 15 for Vanderbilt (16-14, 9-8), which made 11 3-pointers but had its four-game winning streak stopped.



Official Basketball Box Score - Game Totals - Final Statistics
Vanderbilt vs Marquette
 11/11/16 6:37 PM at Annapolis, Md. (Alumni Hall)



Vanderbilt 71 • 0-1

##	Player	Total		3-Ptr		Rebounds			PF	TP	A	TO	Blk	Stl	Min
		FG-FGA	FG-FGA	FT-FTA	Off	Def	Tot								
03	KORNET, Luke	f	4-9	1-4	6-6	0	5	5	3	15	1	3	2	0	23
11	ROBERSON, Jeff	f	3-11	1-4	2-2	4	6	10	0	9	2	5	0	1	33
05	FISHER-DAVIS, Matthe	g	4-10	2-5	2-2	0	0	0	0	12	1	4	0	0	22
13	LACHANCE, Riley	g	3-5	2-3	1-2	0	2	2	0	9	2	1	1	0	33
24	CRESSLER, Nolan	g	3-8	1-1	0-0	3	6	9	1	7	1	3	0	0	19
00	JUSTICE, Camron	g	1-5	0-3	0-0	0	2	2	0	2	3	1	0	1	19
01	WILLIS, Payton	g	1-3	0-1	1-6	1	1	2	0	3	1	0	0	1	8
02	TOYE, Joe	g	2-4	0-2	4-6	1	1	2	1	8	2	1	0	0	21
12	BAPTISTE, Djery	g	0-1	0-0	1-2	0	1	1	4	1	0	0	1	1	9
15	BROWN, Clevon	g	2-2	1-1	0-0	1	1	2	1	5	0	1	1	0	13
Team						1	1	2							
Totals			23-58	8-24	17-26	11	26	37	10	71	13	19	5	4	200

FG % 1st Half: 14-33 42.4% 2nd half: 9-25 36.0% Game: 23-58 39.7% Deadball Rebounds 4
 3FG % 1st Half: 5-13 38.5% 2nd half: 3-11 27.3% Game: 8-24 33.3%
 FT % 1st Half: 7-10 70.0% 2nd half: 10-16 62.5% Game: 17-26 65.4%

Marquette 95 • 1-0

##	Player	Total		3-Ptr		Rebounds			PF	TP	A	TO	Blk	Stl	Min
		FG-FGA	FG-FGA	FT-FTA	Off	Def	Tot								
40	FISCHER, Luke	c	7-9	0-0	4-4	3	4	7	3	18	3	0	3	2	32
00	HOWARD, Markus	g	0-2	0-0	0-0	0	0	0	4	0	2	1	0	0	11
22	REINHARDT, Katin	g	4-14	1-6	0-0	0	4	4	1	9	3	2	0	2	26
23	JOHNSON, Jajuan	g	9-13	3-5	0-0	1	3	4	3	21	3	1	1	6	29
25	CHEATHAM, Haanif	g	6-11	3-5	0-0	0	6	6	1	15	3	1	0	2	28
01	WOLSON, Duane	g	4-6	1-2	0-0	0	3	3	1	9	0	2	0	0	14
05	COHEN III, Sandy	g	0-1	0-0	0-0	1	1	2	1	0	0	2	0	0	5
10	HAUSER, Sam	g	5-8	4-7	0-0	1	2	3	2	14	1	0	0	1	19
12	HELDT, Matt	g	1-1	0-0	0-1	0	1	1	4	2	0	2	0	0	3
21	CARTER, Traci	g	3-6	1-3	0-0	3	1	4	2	7	5	0	0	0	19
30	ROWSEY, Andrew	g	0-3	0-3	0-0	0	2	2	1	0	2	0	0	0	14
Team						1	2	3							
Totals			39-74	13-31	4-5	10	29	39	23	95	22	12	4	13	200

FG % 1st Half: 16-35 45.7% 2nd half: 23-39 59.0% Game: 39-74 52.7% Deadball Rebounds 0
 3FG % 1st Half: 3-12 25.0% 2nd half: 10-19 52.6% Game: 13-31 41.9%
 FT % 1st Half: 4-5 80.0% 2nd half: 0-0 0.0% Game: 4-5 80.0%

Officials: Michael Stephens, James Breeding, Les Jones
 Technical fouls: Vanderbilt-None. Marquette-None.
 Attendance:
 2016 Veterans Classic

Score by periods	1st	2nd	Total
Vanderbilt	40	31	71
Marquette	39	56	95

Points	In	Off	2nd	Fast	Bench
	Paint	T/O	Chance	Break	
VU	22	11	9	2	19
MU	44	35	19	19	32

Last FG - VU 2nd-00:00, MU 2nd-01:35.
 Largest lead - VU by 1 1st-00:25, MU by 32 2nd-03:51.
 VU led for 01:23. MU led for 35:25. Game was tied for 03:12.

Score tied - 5 times.
 Lead changed - 2 times.



Official Basketball Box Score - Game Totals - Final Statistics
Belmont vs Vanderbilt
 11/15/16 8 p.m. at Nashville, Tenn. (Memorial Gym)



Belmont 66 • 0-1

##	Player	Total		3-Ptr		Rebounds			PF	TP	A	TO	Blk	Stl	Min
		FG-FGA	FG-FGA	FT-FTA	Off	Def	Tot								
32	EKEKEZE, Amanze	f	7-10	3-5	1-1	1	4	5	4	18	1	1	0	0	26
35	BRADDS, Evan	f	6-15	1-2	6-10	1	7	8	2	19	1	1	1	1	31
01	LUKE, Austin	g	2-7	1-6	0-0	0	3	3	2	5	6	0	1	1	29
03	WINDLER, Dylan	g	3-5	1-3	0-0	4	2	6	2	7	2	0	1	0	28
20	BARNETTE, Taylor	g	3-15	3-13	2-2	1	3	4	3	11	2	3	0	0	35
02	SMITH, Nick	g	1-6	0-5	0-0	1	0	1	4	2	0	0	0	1	17
11	MCCLAIN, Kevin	g	2-8	0-5	0-0	1	0	1	2	4	3	2	0	0	15
21	SAMPSON, Burton	g	0-1	0-1	0-0	0	0	0	0	0	0	1	0	0	8
24	BANKERT, Michael	g	0-0	0-0	0-0	1	1	2	0	0	0	0	0	1	5
31	LESTER, Josh	g	0-0	0-0	0-0	0	0	0	1	0	0	0	0	0	0+
41	HADDEN, Tyler	g	0-1	0-1	0-0	0	0	0	3	0	0	0	0	0	4
50	ADELSPERGER, Seth	g	0-0	0-0	0-0	0	1	1	0	0	0	0	0	0	2
Team						0	2	2							
Totals			24-68	9-41	9-13	10	23	33	23	66	15	9	2	4	200

FG % 1st Half: 9-30 30.0% 2nd half: 15-38 39.5% Game: 24-68 35.3% Deadball Rebounds 3
 3FG % 1st Half: 1-18 5.6% 2nd half: 8-23 34.8% Game: 9-41 22.0%
 FT % 1st Half: 2-2 100.0% 2nd half: 7-11 63.6% Game: 9-13 69.2%

Vanderbilt 80 • 1-1

##	Player	Total		3-Ptr		Rebounds			PF	TP	A	TO	Blk	Stl	Min
		FG-FGA	FG-FGA	FT-FTA	Off	Def	Tot								
03	KORNET, Luke	f	4-9	0-0	12-16	2	5	7	1	20	2	3	3	0	29
11	ROBERSON, Jeff	f	4-8	2-4	0-0	2	6	8	5	10	4	1	0	0	33
05	FISHER-DAVIS, Matthe	g	4-10	3-6	5-5	0	3	3	0	16	0	2	0	0	34
13	LACHANCE, Riley	g	1-3	1-1	2-2	0	3	3	0	5	4	1	0	0	24
24	CRESSLER, Nolan	g	2-5	1-2	0-0	1	4	5	3	5	3	0	0	1	28
00	JUSTICE, Camron	g	1-2	1-1	0-0	0	1	1	0	3	0	1	0	0	6
01	WILLIS, Payton	g	3-5	1-3	3-4	1	0	1	1	10	0	2	0	1	16
02	TOYE, Joe	g	1-3	0-1	1-2	0	6	6	0	3	0	1	0	0	14
12	BAPTISTE, Djery	g	3-5	0-0	2-2	0	3	3	4	8	0	2	0	0	11
15	BROWN, Clevon	g	0-0	0-0	0-0	0	0	0	1	0	0	0	1	0	5
Team						1	3	4							
Totals			23-50	9-18	25-31	7	34	41	15	80	13	14	4	2	200

FG % 1st Half: 14-26 53.8% 2nd half: 9-24 37.5% Game: 23-50 46.0% Deadball Rebounds 3,1
 3FG % 1st Half: 6-9 66.7% 2nd half: 3-9 33.3% Game: 9-18 50.0%
 FT % 1st Half: 2-4 50.0% 2nd half: 23-27 85.2% Game: 25-31 80.6%

Officials: Olandis Poole, Bart Lenox, Jason Baker
 Technical fouls: Belmont-None. Vanderbilt-None.
 Attendance: 9116

Score by periods	1st	2nd	Total
Belmont	21	45	66
Vanderbilt	36	44	80

Points	In	Off	2nd	Fast	Bench
	Paint	T/O	Chance	Break	
BEL	28	8	7	3	6
VU	24	3	12	3	24

Last FG - BEL 2nd-00:56, VU 2nd-01:17.
 Largest lead - BEL by 2 1st-19:45, VU by 16 1st-01:41.
 BEL led for 00:15. VU led for 39:30. Game was tied for 00:15.

Score tied - 0 times.
 Lead changed - 1 time.



Official Basketball Box Score - Game Totals - Final Statistics
Norfolk State vs Vanderbilt
 11/18/16 7 p.m. at Nashville, Tenn. (Memorial Gym)



Norfolk State 52 • 2-2

##	Player	Total		3-Ptr		Rebounds			PF	TP	A	TO	Blk	Stl	Min
		FG-FGA	FG-FGA	FT-FTA	Off	Def	Tot								
22	LONG, Alex	f	1-9	0-0	1-2	2	3	5	3	3	0	3	0	0	20
05	GELLINEAU, Bryan	c	0-1	0-0	0-0	0	1	1	3	0	0	4	1	0	12
02	ROBINSON, Zaynah	g	2-8	0-1	2-2	0	2	2	1	6	1	0	1	0	30
03	WADE, Jonathan	g	6-14	1-4	7-9	2	6	8	2	20	0	2	0	1	36
04	GOSS, Micah	g	1-6	1-4	0-0	0	1	1	1	3	0	0	0	0	16
00	WARD, Carrington	g	2-10	0-1	0-0	1	2	3	0	4	1	1	0	1	22
13	ALLEN, Stavian	g	0-0	0-0	0-0	0	2	2	3	0	0	0	0	0	8
20	BROWN, Alex	g	0-1	0-0	0-0	0	0	0	0	0	0	0	0	0	7
24	WILLIAMS, Kyle	g	0-1	0-1	0-0	0	0	0	0	0	0	0	0	0	11
44	ROBINSON, Dan	g	3-5	0-0	1-1	3	1	4	4	7	0	0	0	0	22
45	BUTLER, Jordan	g	3-5	0-0	3-6	2	2	4	4	9	0	2	0	0	16
Team						3	3	6							
Totals			18-60	2-11	14-20	13	23	36	21	52					



Official Basketball Box Score - Game Totals - Final Statistics
Vanderbilt vs Butler
 11/24/16 5:00pm at Orleans Arena, Las Vegas, NV



Vanderbilt 66 • 2-3

#	Player	Total		3-Ptr		Rebounds			PF	TP	A	TO	Blk	Stl	Min
		FG-FGA	FT-FTA	FG-FGA	FT-FTA	Off	Def	Tot							
03	KORNET, Luke	2-11	1-5	0-0	1	4	5	3	5	1	4	2	0	0	28
11	ROBERSON, Jeff	3-5	0-2	5-6	0	4	4	4	11	1	2	1	1	25	
12	BAPTISTE, Djery	1-3	0-0	0-0	1	1	2	3	2	0	2	0	0	17	
05	FISHER-DAVIS, Matthe	1-3	0-2	0-0	1	2	3	0	2	0	0	0	1	11	
13	LACHANCE, Riley	2-6	1-2	2-2	1	3	4	3	7	6	2	0	0	34	
00	JUSTICE, Camron	0-2	0-1	1-2	0	1	1	2	1	1	0	0	0	10	
01	WILLIS, Payton	5-8	2-5	5-6	1	2	3	2	17	2	2	1	0	27	
02	TOYE, Joe	3-5	0-1	1-2	0	2	2	4	7	0	1	0	1	14	
15	BROWN, Clevon	2-4	2-2	0-0	2	2	4	2	6	0	1	0	0	16	
20	MCGLOIN, Phillip	0-0	0-0	0-0	0	0	0	1	0	0	0	0	0	0+	
24	CRESSLER, Nolan	3-5	1-2	1-1	0	3	3	5	8	0	2	0	2	18	
Team						1		2							
Totals		22-52	7-22	15-19	8	25	33	29	66	11	16	4	5	200	

FG % 1st Half: 11-28 39.3% 2nd half: 11-24 45.8% Game: 22-52 42.3%
 3FG % 1st Half: 4-12 33.3% 2nd half: 3-10 30.0% Game: 7-22 31.8%
 FT % 1st Half: 8-10 80.0% 2nd half: 7-9 77.8% Game: 15-19 78.9%

Butler 76 • 5-0

#	Player	Total		3-Ptr		Rebounds			PF	TP	A	TO	Blk	Stl	Min
		FG-FGA	FT-FTA	FG-FGA	FT-FTA	Off	Def	Tot							
04	WIDEMAN, Tyler	1-4	0-0	6-6	6	1	7	2	8	1	3	0	0	27	
30	MARTIN, Kelan	3-12	1-5	7-10	0	3	3	4	14	2	2	0	3	30	
45	CHRABASCZ, Andrew	3-7	2-3	4-4	3	7	10	2	12	3	1	0	1	37	
00	WOODSON, Avery	2-6	1-4	0-0	0	4	4	2	5	2	0	0	0	17	
01	LEWIS, Tyler	4-9	1-4	6-10	0	2	2	0	15	4	2	0	0	30	
03	BALDWIN, Kamar	5-7	2-3	0-0	0	1	1	3	12	1	1	0	1	27	
11	SAVAGE, Kethan	1-1	0-0	0-2	0	1	1	0	2	0	0	0	0	6	
20	BADDLEY, Henry	0-0	0-0	0-0	0	0	0	0	0	0	0	0	0	2	
22	McDERMOTT, Sean	2-6	2-6	1-2	1	5	6	4	7	1	2	0	0	20	
51	FOWLER, Nate	0-0	0-0	1-2	2	0	2	0	1	0	1	1	1	4	
Team						0		0							
Totals		21-52	9-25	25-36	12	24	36	17	76	14	12	1	6	200	

FG % 1st Half: 10-23 43.5% 2nd half: 11-29 37.9% Game: 21-52 40.4%
 3FG % 1st Half: 7-13 53.8% 2nd half: 2-12 16.7% Game: 9-25 36.0%
 FT % 1st Half: 14-17 82.4% 2nd half: 11-19 57.9% Game: 25-36 69.4%

Officials: Duke Edsall, Rick Randall, Ed Crenshaw
 Technical fouls: Vanderbilt-TEAM, Butler-None.
 Attendance:

Score by periods	1st	2nd	Total
Vanderbilt	34	32	66
Butler	41	35	76

	In	Off	2nd	Fast	Bench
Points	30	10	8	2	39
Paint	24	21	10	4	22
T/O	10	8	2	3	9
Chance	21	10	4	2	22
Break					

Last FG - VU 2nd-00:07, BUT 2nd-01:33.
 Largest lead - VU by 4 1st-18:04, BUT by 12 2nd-01:33.
 VU led for 06:14. BUT led for 33:02. Game was tied for 00:44.
 Score tied - 3 times.
 Lead changed - 5 times.



Official Basketball Box Score - Game Totals - Final Statistics
Santa Clara vs Vanderbilt
 11/25/16 5:00 PM at Orleans Arena, Las Vegas, NV



Santa Clara 66 • 3-4

#	Player	Total		3-Ptr		Rebounds			PF	TP	A	TO	Blk	Stl	Min
		FG-FGA	FT-FTA	FG-FGA	FT-FTA	Off	Def	Tot							
03	JADERSTEN, Henrik	2-6	1-5	0-0	0	5	5	2	5	1	0	0	0	36	
04	PUGH, Jarvis	3-7	0-2	2-2	0	5	5	2	8	1	2	0	0	37	
12	HAUSER, Matt	2-8	0-3	0-0	0	3	3	2	4	4	0	0	0	37	
23	BROWNDRIDGE, Jared	10-15	4-9	12-13	0	1	1	0	36	2	1	1	0	36	
43	KRATCH, Nate	4-9	1-2	0-0	0	3	3	4	9	0	1	0	0	27	
01	WARDLOW, Evan	0-0	0-0	0-0	0	0	0	2	0	0	1	0	0	7	
10	HEALY, Kai	1-2	0-0	0-0	0	0	0	3	2	0	1	0	0	11	
22	HUBBARD, Matt	0-0	0-0	0-0	1	0	1	4	0	0	2	0	0	5	
35	LEWIS, Tony	1-2	0-0	0-0	0	1	1	2	0	1	0	0	0	4	
Team						0		2							
Totals		23-49	6-21	14-15	1	20	21	20	66	8	9	1	0	200	

FG % 1st Half: 10-24 41.7% 2nd half: 13-25 52.0% Game: 23-49 46.9%
 3FG % 1st Half: 3-13 23.1% 2nd half: 3-8 37.5% Game: 6-21 28.6%
 FT % 1st Half: 0-0 0.0% 2nd half: 14-15 93.3% Game: 14-15 93.3%

Vanderbilt 76 • 3-3

#	Player	Total		3-Ptr		Rebounds			PF	TP	A	TO	Blk	Stl	Min
		FG-FGA	FT-FTA	FG-FGA	FT-FTA	Off	Def	Tot							
01	WILLIS, Payton	2-5	1-4	0-0	1	3	4	0	5	8	4	0	0	32	
03	KORNET, Luke	4-9	1-3	9-10	1	5	6	3	18	0	3	1	0	30	
05	FISHER-DAVIS, Matthe	4-9	3-6	3-3	0	2	2	2	14	2	2	0	0	35	
11	ROBERSON, Jeff	4-8	3-5	1-4	0	4	4	2	12	1	4	0	0	32	
13	LACHANCE, Riley	6-7	5-6	0-0	0	4	4	4	17	6	0	0	1	32	
02	TOYE, Joe	1-2	1-1	0-0	0	0	0	0	3	1	0	0	0	9	
12	BAPTISTE, Djery	2-2	0-0	0-0	0	0	0	3	4	0	0	0	0	10	
15	BROWN, Clevon	0-3	0-2	0-0	1	2	3	0	0	0	0	0	0	8	
24	CRESSLER, Nolan	1-3	1-1	0-0	2	1	3	1	3	0	0	0	0	12	
Team						2		4							
Totals		24-48	15-28	13-17	7	25	32	15	76	18	13	1	1	200	

FG % 1st Half: 14-26 53.8% 2nd half: 10-22 45.5% Game: 24-48 50.0%
 3FG % 1st Half: 10-16 62.5% 2nd half: 5-12 41.7% Game: 15-28 53.6%
 FT % 1st Half: 3-6 50.0% 2nd half: 10-11 90.9% Game: 13-17 76.5%

Officials: Rick Randall, Ed Crenshaw, John St. Clair
 Technical fouls: Santa Clara-None. Vanderbilt-None.
 Attendance:

Score by periods	1st	2nd	Total
Santa Clara	23	43	66
Vanderbilt	41	35	76

	In	Off	2nd	Fast	Bench
Points	22	14	2	0	4
Paint	14	5	3	2	10
T/O	14	2	0	0	4
Chance	14	2	0	0	4
Break					

Last FG - SCU 2nd-00:24, VU 2nd-01:21.
 Largest lead - SCU None, VU by 18 1st-00:02.
 SCU led for 00:00. VU led for 39:43. Game was tied for 00:17.
 Score tied - 0 times.
 Lead changed - 0 times.



Official Basketball Box Score - Game Totals - Final Statistics
Tennessee State vs Vanderbilt
 11/29/16 7:00 pm at Nashville, Tenn. (Memorial Gym)



Tennessee State 59 • 6-1

#	Player	Total		3-Ptr		Rebounds			PF	TP	A	TO	Blk	Stl	Min
		FG-FGA	FT-FTA	FG-FGA	FT-FTA	Off	Def	Tot							
04	HAMILTON, K.	7-12	3-5	2-5	3	1	4	2	19	0	4	1	0	26	
33	MARTIN, Wayne	2-5	0-1	1-2	1	3	4	2	5	0	4	0	0	28	
03	REED, Jordan	2-5	0-0	2-6	2	2	4	4	6	2	1	2	29		
05	McCALL, Tahjere	1-3	0-0	6-10	0	0	0	5	8	3	0	0	1	20	
14	REDDICK, Darreon	5-14	2-3	0-0	0	0	0	0	12	0	0	0	0	28	
00	CHANEY, Armani	1-3	0-1	0-0	0	2	2	2	2	2	2	0	0	22	
01	SPENCER, Delano	2-7	2-5	0-0	0	0	0	2	6	1	1	0	0	22	
15	WILLIAMS, Xavier	0-0	0-0	0-0	0	1	1	0	0	0	0	0	0	3	
21	MEKOWULU, Christian	0-0	0-0	1-2	1	0	1	3	1	0	2	1	0	19	
23	EVERETT, A'Torey	0-0	0-0	0-0	0	0	0	0	0	0	0	0	0	3	
Team						2		4							
Totals		20-49	7-15	12-25	9	11	20	20	59	8	14	3	3	200	

FG % 1st Half: 9-27 33.3% 2nd half: 11-22 50.0% Game: 20-49 40.8%
 3FG % 1st Half: 2-7 28.6% 2nd half: 5-8 62.5% Game: 7-15 46.7%
 FT % 1st Half: 2-6 33.3% 2nd half: 10-19 52.6% Game: 12-25 48.0%

Vanderbilt 83 • 4-3

#	Player	Total		3-Ptr		Rebounds			PF	TP	A	TO	Blk	Stl	Min
		FG-FGA	FT-FTA	FG-FGA	FT-FTA	Off	Def	Tot							
11	ROBERSON, Jeff	5-10	2-4	1-2	0	5	5	3	13	0	4	0	2	31	
03	KORNET, Luke	2-4	0-1	8-8	3	3	6	2	12	1	3	2	1	28	
01	WILLIS, Payton	2-4	1-3	4-4	1	1	2	3	9	3	3	0	0	23	
05	FISHER-DAVIS, Matthe	6-10	2-5	8-11	2	3</									



Official Basketball Box Score - Game Totals - Final Statistics
High Point vs Vanderbilt
 12/06/16 7 p.m. at Nashville, Tenn. (Memorial Gym)



High Point 63 • 4-5

#	Player	Total		3-Ptr		Rebounds			PF	TP	A	TO	Blk	Stl	Min
		FG-FGA	FG-FGA	FT-FTA	FT-FTA	Off	Def	Tot							
25	MADISON, Ricky	f	0-0	0-0	2-2	0	0	0	5	2	1	3	0	1	20
33	BOWMAN JR, Miles	f	5-10	2-3	10-12	3	3	6	1	22	1	2	1	0	27
02	WHITE, Austin	g	2-3	1-1	0-0	0	1	1	1	5	3	1	0	1	20
03	WRIGHT, Jamal	g	4-4	4-4	0-0	0	4	4	3	12	1	6	0	0	30
22	FOX, Andre	g	1-8	1-2	0-0	0	2	2	0	3	0	2	0	0	24
04	WILLIAMS, Jalen	g	0-1	0-0	0-0	0	0	0	0	0	1	2	0	0	16
10	THOMPSON, Tarique	g	2-3	1-1	0-0	0	1	1	3	5	0	1	0	1	20
14	VARGO, Luke	g	1-1	1-1	0-0	0	0	0	0	3	1	0	0	0	10
24	LINDAUER, Anthony	g	4-10	2-2	1-2	0	3	3	4	11	3	2	0	2	27
34	WHITEHEAD, Jordan	g	0-0	0-0	0-0	0	1	1	0	0	0	0	0	0	3
35	GOODING, Dexter	g	0-1	0-1	0-0	0	1	1	0	0	1	0	0	0	3
	Team					1	1	2							
	Totals		19-41	12-15	13-16	4	17	21	17	63	12	19	1	5	200

FG % 1st Half: 14-25 56.0% 2nd half: 5-16 31.3% Game: 19-41 46.3% Deadball Rebounds 1
 3FG % 1st Half: 8-9 88.9% 2nd half: 4-6 66.7% Game: 12-15 80.0%
 FT % 1st Half: 6-7 85.7% 2nd half: 7-9 77.8% Game: 13-16 81.3%

Vanderbilt 90 • 5-4

#	Player	Total		3-Ptr		Rebounds			PF	TP	A	TO	Blk	Stl	Min
		FG-FGA	FG-FGA	FT-FTA	FT-FTA	Off	Def	Tot							
05	FISHER-DAVIS, Matthe	f	6-10	4-8	3-4	0	3	3	0	19	3	1	1	0	29
11	ROBERSON, Jeff	f	5-8	4-7	0-0	0	3	3	2	14	2	2	0	0	25
03	KORNET, Luke	c	3-8	0-2	2-2	0	3	3	4	8	1	1	1	1	23
01	WILLIS, Payton	g	4-5	3-4	2-2	0	2	2	2	13	4	1	1	1	23
13	LACHANCE, Riley	g	4-4	4-4	2-2	0	2	2	2	14	7	1	0	2	29
00	JUSTICE, Camron	g	1-1	0-0	1-1	0	1	1	0	3	0	1	0	1	6
02	TOYE, Joe	g	1-5	1-2	3-4	2	3	5	1	6	1	1	0	0	18
12	BAPTISTE, Djery	g	0-0	0-0	0-0	0	1	1	2	0	0	1	0	0	14
15	BROWN, Clevon	g	1-2	1-2	0-0	0	0	0	2	3	0	1	1	0	11
20	MCGLOIN, Phillip	g	0-0	0-0	0-0	0	0	0	0	0	0	0	0	0	0+
24	CRESSLER, Nolan	g	4-7	2-3	0-0	2	2	4	1	10	5	3	0	3	22
	Team					2	0	2							
	Totals		29-50	19-32	13-15	6	20	26	16	90	23	13	3	8	200

FG % 1st Half: 16-27 59.3% 2nd half: 13-23 56.5% Game: 29-50 58.0% Deadball Rebounds 0
 3FG % 1st Half: 12-19 63.2% 2nd half: 7-13 53.8% Game: 19-32 59.4%
 FT % 1st Half: 6-6 100.0% 2nd half: 7-9 77.8% Game: 13-15 86.7%

Officials: John Hampton, Terry Moore, Nathan Bemis
 Technical fouls: High Point-None. Vanderbilt-None.
 Attendance: 8288

Score by periods	1st	2nd	Total
High Point	42	21	63
Vanderbilt	50	40	90

Points	In	Off	2nd	Fast	Bench
HPU	10	11	5	0	19
VU	12	33	8	10	22

Last FG - HPU 2nd-00:58, VU 2nd-01:26.
 Largest lead - HPU by 7 1st-14:13, VU by 30 2nd-03:40.
 HPU led for 04:34, VU led for 34:14. Game was tied for 01:11.

Score tied - 0 times.
 Lead changed - 4 times.



Official Basketball Box Score - Game Totals - Final Statistics
Vanderbilt vs Middle Tennessee
 12/08/16 6:35 p.m. at Murfreesboro, Tenn.



Vanderbilt 48 • 5-5

#	Player	Total		3-Ptr		Rebounds			PF	TP	A	TO	Blk	Stl	Min
		FG-FGA	FG-FGA	FT-FTA	FT-FTA	Off	Def	Tot							
03	KORNET, Luke	f	3-13	0-2	2-2	2	3	5	1	8	1	1	1	0	28
11	ROBERSON, Jeff	f	4-12	1-5	2-5	1	7	8	1	11	0	3	0	1	32
01	WILLIS, Payton	g	0-1	0-1	2-2	0	2	2	1	2	2	1	0	0	16
05	FISHER-DAVIS, Matthe	g	4-13	3-7	2-2	0	3	3	1	13	1	4	0	1	36
13	LACHANCE, Riley	g	1-4	0-2	0-0	0	4	4	2	2	2	3	0	0	34
02	TOYE, Joe	g	1-2	1-1	0-0	0	1	1	0	3	1	1	0	0	8
12	BAPTISTE, Djery	g	0-0	0-0	0-0	0	0	0	0	0	0	0	0	0	3
15	BROWN, Clevon	g	3-4	0-0	0-0	1	3	4	1	6	1	0	1	0	17
24	CRESSLER, Nolan	g	1-4	0-1	1-2	0	2	2	3	3	1	0	0	1	26
	Team					1	3	4							
	Totals		17-53	5-19	9-13	5	28	33	10	48	9	13	2	3	200

FG % 1st Half: 9-28 32.1% 2nd half: 8-25 32.0% Game: 17-53 32.1% Deadball Rebounds 2
 3FG % 1st Half: 4-13 30.8% 2nd half: 1-6 16.7% Game: 5-19 26.3%
 FT % 1st Half: 1-2 50.0% 2nd half: 8-11 72.7% Game: 9-13 69.2%

Middle Tennessee 71 • 9-1

#	Player	Total		3-Ptr		Rebounds			PF	TP	A	TO	Blk	Stl	Min
		FG-FGA	FG-FGA	FT-FTA	FT-FTA	Off	Def	Tot							
22	WILLIAMS, JaCorey	f	6-9	0-0	1-2	0	10	10	2	13	0	1	0	1	31
30	UPSHAW, Reggie	f	7-12	0-2	0-2	1	5	6	2	14	5	1	1	3	35
00	DIXON, Tyrrik	g	1-4	0-1	0-0	1	5	6	1	2	2	3	0	1	23
11	SIMPSON, Edward	g	1-5	1-5	0-0	0	1	1	1	3	6	1	0	2	29
20	POTTS, Giddy	g	10-17	4-9	3-3	1	8	9	2	27	1	0	0	3	34
01	WALTERS, Brandon	g	1-4	0-0	0-0	1	1	2	1	2	1	0	1	0	10
02	JOHNSON, Antwan	g	0-4	0-3	3-4	1	1	2	0	3	0	0	0	0	9
04	HABERSHAM, Xavier	g	2-5	2-3	0-0	0	1	1	1	6	0	0	0	0	21
14	MILLER, Chase	g	0-0	0-0	0-0	0	0	0	0	0	0	0	1	0	2
24	COPELAND, Quavius	g	0-0	0-0	0-0	0	0	0	0	0	0	0	0	0	2
25	GAMBLE, Karl	g	0-1	0-1	1-2	0	0	0	2	1	0	0	0	0	2
45	FOOTE, Aldonis	g	0-0	0-0	0-0	0	0	0	2	0	0	0	0	0	2
	Team					2	0	2							
	Totals		28-61	7-24	8-13	7	32	33	14	71	15	6	3	10	200

FG % 1st Half: 12-29 41.4% 2nd half: 16-32 50.0% Game: 28-61 45.9% Deadball Rebounds 3,1
 3FG % 1st Half: 4-13 30.8% 2nd half: 3-11 27.3% Game: 7-24 29.2%
 FT % 1st Half: 3-6 50.0% 2nd half: 5-7 71.4% Game: 8-13 61.5%

Officials: Ray Natili, Patrick Adams, Roger Ayers
 Technical fouls: Vanderbilt-None. Middle Tennessee-None.
 Attendance: 9606

Score by periods	1st	2nd	Total
Vanderbilt	23	25	48
Middle Tennessee	31	40	71

Points	In	Off	2nd	Fast	Bench
VU	22	4	6	0	12
MT	28	17	3	16	12

Last FG - VU 2nd-05:23, MT 2nd-01:52.
 Largest lead - VU by 4 1st-16:01, MT by 26 2nd-06:51.
 VU led for 04:39, MT led for 34:03. Game was tied for 01:18.

Score tied - 2 times.
 Lead changed - 3 times.



Official Basketball Box Score - Game Totals - Final Statistics
Chattanooga vs Vanderbilt
 12/17/16 7:30 p.m. at Nashville, Tenn. (Memorial Gym)



Chattanooga 74 • 8-3

#	Player	Total		3-Ptr		Rebounds			PF	TP	A	TO	Blk	Stl	Min
		FG-FGA	FG-FGA	FT-FTA	FT-FTA	Off	Def	Tot							
05	Justin Tuoyo	f	6-10	0-0	0-1	7	2	9	4	12	2	4	2	0	27
23	Tre' McLean	f	3-9	1-3	3-3	0	6	6	3	10	0	2	0	1	34
01	Greg Pryor	g	4-7	1-4	3-5	0	3	3	1	12	5	1	0	0	37
04	J. Burroughs-Cook	g	4-11	0-1	3-4	1	1	2	4	11	0	1	0	1	29
24	Casey Jones	g	8-11	0-0	0-2	1	2	3	2	16	1	3	0	0	26
02	Rodney Chatman	g	0-0	0-0	0-0	0	0	0	3	0	1	1	0	0	9
03	Nat Dixon	g	1-1	0-0	0-0	0	1	1	2	2	1	0	0	0	14
11	Makale Foreman	g	1-1	1-1	0-0	0	0	0	1	3	0	0	0	0	7
21	Makinde London	g	2-4	0-2	4-4	0	6	6	4	8	1	1	1	1	17
	Team					2	1	3							
	Totals		29-54	3-11	13-19	11	22	33	24	74	11	14	3	3	200

FG % 1st Half: 14-31 45.2% 2nd half: 15-23 65.2% Game: 29-54 53.7% Deadball Rebounds 1
 3FG % 1st Half: 2-7 28.6% 2nd half: 1-4 25.0% Game: 3-11 27.3%
 FT % 1st Half: 8-10 80.0% 2nd half: 5-9 55.6% Game: 13-19 68.4%

Vanderbilt 76 • 6-5

#	Player	Total		3-Ptr		Rebounds			PF	TP	A	TO	Blk	Stl	Min
		FG-FGA	FG-FGA	FT-FTA	FT-FTA	Off	Def	Tot							
05	FISHER-DAVIS, Matthe	f	4-14	1-7	9-9	1	6	7	3	18	2	2	0	0	37
11	ROBERSON, Jeff	f	4-10	1-4	2-2	2	3	5	3	11	2	1	2	0	35
03	KORNET, Luke	c	5-10	3-6	5-6	0	4	4	2	18	2	2	2	2	35
01	WILLIS, Payton	g	3-6	0-1	1-2	2	2	4	1	7	3	1	0	0	28
13	LACHANCE, Riley	g	1-2	1-2	4-4	1	0	1	3	7	4	1	0	0	22
02	TOYE, Joe	g	3-5	0-0	4-4	0	2	2	3	10	2	1	0	0	19
12	BAPTISTE, Djery	g	2-2	0-0	0-0	1	1	2	1	4	0	1	0	0	5
15	BROWN, Clevon	g	0-0	0-0	1-2	0	1	1	1	1	0	1</			



Official Basketball Box Score - Game Totals - Final Statistics
Vanderbilt vs LSU
 12/29/16 8:00 PM at Baton Rouge, La. (Maravich Center)



Vanderbilt 96 • 7-6 (1-0 SEC)

#	Player	Total		3-Ptr		Rebounds			PF	TP	A	TO	Blk	Stl	Min
		FG-FGA	FT-FTA	FG-FGA	FT-FTA	Off	Def	Tot							
03	KORNET, Luke	5-7	2-4	2-2	1 3 4	3	14	2	0	0	2	33			
11	ROBERSON, Jeff	2-8	0-3	2-3	5 6 11	2	6	6	3	1	2	37			
01	WILLIS, Payton	4-7	3-6	0-0	0 0 0	1	11	2	3	0	2	22			
05	FISHER-DAVIS, Matthe	5-13	4-9	9-12	0 4 4	2	23	0	2	0	0	29			
13	LACHANCE, Riley	8-13	4-7	4-5	0 1 1	1	24	5	1	0	1	36			
02	TOYE, Joe	3-5	2-2	0-0	0 2 2	3	8	1	0	0	1	11			
12	BAPTISTE, Djery	0-1	0-0	0-0	1 0 1	2	0	0	0	0	0	9			
24	CRESSLER, Nolan	4-4	1-1	1-2	1 2 3	1	10	2	1	0	1	23			
Team						1 2 3									
Totals		31-58	16-32	18-24	9 20 29	15	96	18	11	1	9	200			

FG % 1st Half: 16-32 50.0% 2nd half: 15-26 57.7% Game: 31-58 53.4%
 3FG % 1st Half: 8-16 50.0% 2nd half: 8-16 50.0% Game: 16-32 50.0%
 FT % 1st Half: 5-5 100.0% 2nd half: 13-19 68.4% Game: 18-24 75.0%

LSU 89 • 8-4 (0-1 SEC)

#	Player	Total		3-Ptr		Rebounds			PF	TP	A	TO	Blk	Stl	Min
		FG-FGA	FT-FTA	FG-FGA	FT-FTA	Off	Def	Tot							
01	REATH, Duop	2-4	0-0	1-2	0 2 2	2	5	0	6	2	1	32			
21	EPPS, Aaron	1-3	0-0	1-2	1 3 4	5	3	1	3	0	0	22			
00	SAMPSON, Brandon	4-7	4-5	0-0	0 1 1	1	12	1	4	0	1	24			
02	BLAKENEY, Antonio	8-13	2-6	6-7	1 6 7	0	24	2	1	1	1	33			
04	MAYS, Skylar	3-4	3-3	2-2	1 1 2	1	11	4	0	0	0	18			
03	ROBINSON III, Elbert	0-0	0-0	0-0	0 0 0	1	0	0	0	0	0	4			
10	JENKINS, Branden	2-6	1-3	0-2	0 1 1	3	5	2	0	0	0	19			
11	PATTERSON, Jalyn	4-7	3-5	0-0	0 3 3	1	11	6	0	0	2	26			
20	BRIDGEWATER, Brian	2-2	0-0	0-0	1 0 1	2	4	0	0	0	0	2			
44	SIMS, Wayde	5-8	4-6	0-1	1 5 6	1	14	2	1	0	2	20			
Team						1 1 2									
Totals		31-54	17-28	10-16	6 23 29	17	89	18	15	3	7	200			

FG % 1st Half: 13-25 52.0% 2nd half: 18-29 62.1% Game: 31-54 57.4%
 3FG % 1st Half: 9-13 69.2% 2nd half: 8-15 53.3% Game: 17-28 60.7%
 FT % 1st Half: 7-8 87.5% 2nd half: 3-8 37.5% Game: 10-16 62.5%

Officials: Anthony Jordan, Mike Nance, Ron Groover
 Technical fouls: Vanderbilt-None. LSU-None.
 Attendance: 7853

Score by periods	1st	2nd	Total
Vanderbilt	45	51	96
LSU	42	47	89

Points	In Paint	Off T/O	2nd Chance	Fast Break	Bench
VU	24	30	12	0	18
LSU	22	18	7	4	34

Last FG - VU 2nd-01:49, LSU 2nd-00:31.
 Largest lead - VU by 20 2nd-09:05, LSU by 3 1st-16:59.
 VU led for 36:06. LSU led for 02:34. Game was tied for 01:20.

Score tied - 4 times.
 Lead changed - 4 times.



Official Basketball Box Score - Game Totals - Final Statistics
Auburn vs Vanderbilt
 01/04/17 6 p.m. at Nashville, Tenn. (Memorial Gym)



Auburn 61 • 10-4, 0-2 SEC

#	Player	Total		3-Ptr		Rebounds			PF	TP	A	TO	Blk	Stl	Min
		FG-FGA	FT-FTA	FG-FGA	FT-FTA	Off	Def	Tot							
03	Purifoy, Danjel	3-13	2-6	2-2	1 3 4	2	10	3	2	0	3	31			
50	Wiley, Austin	3-8	0-0	0-0	4 0 4	3	6	0	0	0	0	12			
01	Harper, Jared	7-15	3-6	2-2	0 1 1	1	19	2	1	0	1	32			
05	Heron, Mustapha	3-13	0-3	7-7	0 6 6	0	13	1	2	0	1	31			
23	Lang, TJ	0-3	0-2	0-0	2 3 5	3	0	0	0	1	0	17			
00	Spencer, Horace	1-1	0-0	0-0	1 1 2	2	2	0	1	0	1	14			
02	Brown, Bryce	1-3	1-3	0-0	0 0 0	2	3	0	1	0	1	12			
04	Dunans, T.J.	2-8	0-1	0-2	1 4 5	2	4	1	4	1	2	23			
12	Smith, LaRon	0-0	0-0	0-0	0 2 2	2	0	0	0	0	0	9			
24	McLemore, Anfernee	2-4	0-0	0-0	3 3 6	0	4	0	1	1	0	15			
35	Johnson, Ronnie	0-0	0-0	0-0	0 0 0	1	0	0	0	0	0	4			
Team						0 2 2									
Totals		22-68	6-21	11-13	12 25 37	18	61	8	12	4	8	200			

FG % 1st Half: 9-29 31.0% 2nd half: 13-39 33.3% Game: 22-68 32.4%
 3FG % 1st Half: 2-7 28.6% 2nd half: 4-14 28.6% Game: 6-21 28.6%
 FT % 1st Half: 9-9 100.0% 2nd half: 2-4 50.0% Game: 11-13 84.6%

Vanderbilt 80 • 8-6, 2-0 SEC

#	Player	Total		3-Ptr		Rebounds			PF	TP	A	TO	Blk	Stl	Min
		FG-FGA	FT-FTA	FG-FGA	FT-FTA	Off	Def	Tot							
11	ROBERSON, Jeff	0-7	0-3	5-6	0 7 7	3	5	2	1	0	1	34			
03	KORNET, Luke	4-9	1-2	1-3	4 7 11	2	10	2	1	4	1	31			
01	WILLIS, Payton	3-6	1-4	0-0	1 4 5	2	7	6	3	0	1	32			
05	FISHER-DAVIS, Matthe	11-20	7-14	4-7	0 7 7	1	33	2	2	0	2	33			
13	LACHANCE, Riley	3-5	2-4	0-0	0 4 4	5	8	3	4	0	1	22			
02	TOYE, Joe	4-7	1-4	0-0	0 2 2	3	9	3	3	0	1	19			
12	BAPTISTE, Djery	0-1	0-0	0-0	1 0 1	1	0	0	0	0	0	7			
15	BROWN, Clevon	0-0	0-0	0-0	1 0 1	0	0	0	0	1	0	8			
24	CRESSLER, Nolan	3-3	2-2	0-0	0 1 1	0	8	0	0	0	0	14			
Team						1 1 2									
Totals		28-58	14-33	10-16	8 33 41	17	80	18	14	5	7	200			

FG % 1st Half: 15-31 48.4% 2nd half: 13-27 48.1% Game: 28-58 48.3%
 3FG % 1st Half: 8-18 44.4% 2nd half: 6-14 40.0% Game: 14-33 42.4%
 FT % 1st Half: 8-14 57.1% 2nd half: 2-2 100.0% Game: 10-16 62.5%

Officials: Antinio Petty, Karl Hess, Gerry Pollard
 Technical fouls: Auburn-None. Vanderbilt-None.
 Attendance: 9918

Score by periods	1st	2nd	Total
Auburn	29	32	61
Vanderbilt	46	34	80

Points	In Paint	Off T/O	2nd Chance	Fast Break	Bench
AU	32	15	10	2	13
VU	24	16	11	4	17

Last FG - AU 2nd-00:37, VU 2nd-03:57.
 Largest lead - AU None, VU by 26 2nd-03:57.
 AU led for 00:00. VU led for 39:37. Game was tied for 00:23.

Score tied - 0 times.
 Lead changed - 0 times.



Official Basketball Box Score - Game Totals - Final Statistics
Vanderbilt vs Alabama
 1/17/17 6:05 p.m. at Tuscaloosa, Ala. (Coleman Coliseum)



Vanderbilt 56 • 8-7, 2-1

#	Player	Total		3-Ptr		Rebounds			PF	TP	A	TO	Blk	Stl	Min
		FG-FGA	FT-FTA	FG-FGA	FT-FTA	Off	Def	Tot							
03	KORNET, Luke	5-17	3-7	2-3	6 7 13	2	15	2	1	4	1	37			
11	ROBERSON, Jeff	2-6	0-1	0-1	0 1 1	4	4	1	0	0	0	22			
01	WILLIS, Payton	3-8	2-3	2-3	0 5 5	2	10	4	2	0	1	27			
05	FISHER-DAVIS, Matthe	2-9	1-6	2-2	0 4 4	3	7	0	3	0	1	32			
13	LACHANCE, Riley	3-7	2-4	0-0	0 3 3	1	8	3	4	0	0	36			
02	TOYE, Joe	1-3	0-1	0-0	0 2 2	2	2	0	2	1	0	13			
12	BAPTISTE, Djery	0-0	0-0	0-0	0 0 0	2	0	0	0	0	1	5			
15	BROWN, Clevon	0-0	0-0	0-0	0 0 0	0	0	0	0	0	0	3			
24	CRESSLER, Nolan	4-6	2-4	0-0	1 3 4	1	10	0	0	0	1	25			
Team						1 2 3									
Totals		20-56	10-26	6-9	8 27 35	17	56	10	12	5	5	200			

FG % 1st Half: 11-32 34.4% 2nd half: 9-24 37.5% Game: 20-56 35.7%
 3FG % 1st Half: 5-12 41.7% 2nd half: 5-14 35.7% Game: 10-26 38.5%
 FT % 1st Half: 3-4 75.0% 2nd half: 3-5 60.0% Game: 6-9 66.7%

Alabama 59 • 9-5, 2-0

#	Player	Total		3-Ptr		Rebounds			PF	TP	A	TO	Blk	Stl	Min
		FG-FGA	FT-FTA	FG-FGA	FT-FTA	Off	Def	Tot							
01	Norris, Riley	0-5	0-4	0-0	0 2 2	0	0	0	0	0	0	19			
25	Key, Braxton	2-7	1-2	2-2	4 7 11	3	7	1	1	0	0	33			
05	Hall, Donta	0-1	0-0	0-0	1 1 2	2	0	2	1	0	0	8			
05	Johnson Jr, Avery	2-7	2-3	0-0	0 0 0	1	6	0	0	0	1	20			
12	Ingram, Dazon	4-12	0-2	2-5	4 6 10	0	10	5	2	1	2	31			
03	Collins, Corban	1-6	1-6	1-2	0 4 4	3	4	1	0	0	1	16			
10	Taylor, Jimmie	4-7	0-0	2-2	5 3 8	1	10	3	3	3	0	30			
11	Hale, Shannon	0-3	0-2	3-4	0 1 1	0	3	3	0	0	0	15			
20	Olaniyan, Bola	3-6	0-0	1-2	4 4 8	3	7	2	0	2	1	14			
22	Davis, Ar'Mond	4-9	3-6	1-1	0 0 0	0	12	0	0	0	1	14			
Team						2 2 4									
Totals		20-63	7-25	12-18	20 30 50	13	59	13	11	5	6	200			

FG % 1st Half: 12-35 34.3% 2nd half: 8-28 28.



Official Basketball Box Score -- Game Totals -- Final Statistics
Tennessee vs Vanderbilt
 01/14/17 7:30 p.m. at Nashville, Tenn. (Memorial Gym)



Tennessee 87 • 9-8, 2-3 SEC

#	Player	Total		3-Ptr		Rebounds			PF	TP	A	TO	Blk	Stl	Min
		FG-FGA	FG-FGA	FT-FTA	Off	Def	Tot								
02	Williams, Grant	f	5-9	0-2	2-2	4	5	9	3	12	1	1	4	1	33
11	Alexander, Kyle	f	0-1	0-0	0-0	0	1	1	1	0	0	0	0	0	6
00	Bone, Jordan	g	8-12	4-5	3-4	0	1	1	2	23	5	1	0	0	31
03	Hubbs III, Robert	g	6-12	0-1	0-2	1	2	3	0	12	2	1	0	0	35
23	Bowden, Jordan	g	2-3	0-1	0-0	0	1	1	2	4	3	0	0	1	16
01	Turner, Lamonte	g	2-2	2-2	6-6	0	2	2	1	12	4	0	0	0	19
05	Schofield, Admiral	g	7-11	1-2	0-0	1	2	3	3	15	3	2	0	0	23
12	Parker, Kwe	g	0-0	0-0	0-0	0	0	0	0	0	0	0	0	0	2
21	Evans, Lew	g	2-4	0-0	0-0	0	2	2	4	4	0	0	0	0	16
25	Phillips, Shembari	g	2-4	1-2	0-0	0	2	2	3	5	0	0	0	2	19
Team						2	2	2							
Totals			34-58	8-15	11-14	8	18	26	19	87	18	6	4	4	200

FG % 1st Half: 18-33 54.5% 2nd half: 16-25 64.0% Game: 34-58 58.6% Deadball Rebounds 1
 3FG % 1st Half: 3-7 42.9% 2nd half: 5-8 62.5% Game: 8-15 53.3%
 FT % 1st Half: 0-0 0.0% 2nd half: 11-14 78.6% Game: 11-14 78.6%

Vanderbilt 75 • 8-9, 2-3 SEC

#	Player	Total		3-Ptr		Rebounds			PF	TP	A	TO	Blk	Stl	Min
		FG-FGA	FG-FGA	FT-FTA	Off	Def	Tot								
11	ROBERSON, Jeff	f	5-9	0-1	2-2	1	5	6	3	12	3	1	0	0	30
03	KORNET, Luke	c	7-12	2-4	2-2	5	2	7	2	18	1	2	3	0	38
01	WILLIS, Payton	g	1-3	0-1	0-0	0	0	0	0	2	1	1	0	0	11
05	FISHER-DAVIS, Matthe	g	4-6	2-3	2-5	0	1	1	5	12	0	3	0	0	25
13	LACHANCE, Riley	g	2-6	1-2	4-4	0	4	4	2	9	2	2	0	0	38
02	TOYE, Joe	g	3-5	1-2	3-4	1	4	5	0	10	1	0	0	1	27
12	BAPTISTE, Djery	g	0-0	0-0	2-2	1	0	1	0	2	0	0	0	0	2
15	BROWN, Clevon	g	0-0	0-0	0-0	0	0	0	0	0	0	0	0	0	0+
24	CRESSLER, Nolan	g	4-8	0-1	2-0	0	1	1	2	10	3	0	0	1	29
Team						0	1	1							
Totals			26-49	6-14	17-21	8	18	26	14	75	11	9	3	2	200

FG % 1st Half: 10-18 55.6% 2nd half: 16-31 51.6% Game: 26-49 53.1% Deadball Rebounds 1
 3FG % 1st Half: 1-3 33.3% 2nd half: 4-11 45.5% Game: 6-14 42.9%
 FT % 1st Half: 13-16 81.3% 2nd half: 5-5 100.0% Game: 17-21 81.0%

Officials: Pat Adams, Ray Natili, Brian Shey
 Technical fouls: Tennessee-None. Vanderbilt-FISHER-DAVIS, Matthe.
 Attendance: 12235

Score by periods	1st	2nd	Total
Tennessee	39	48	87
Vanderbilt	34	41	75

	In	Off	2nd	Fast	Bench
Tennessee	40	17	15	6	36
Vanderbilt	38	4	8	2	22

Score tied - 3 times.
 Lead changed - 2 times.



Official Basketball Box Score -- Game Totals -- Final Statistics
Vanderbilt vs Georgia
 01/17/17 9:00 PM ET at Stegeman Coliseum - Athens, Ga.



Vanderbilt 68 • 8-10, 2-4

#	Player	Total		3-Ptr		Rebounds			PF	TP	A	TO	Blk	Stl	Min
		FG-FGA	FG-FGA	FT-FTA	Off	Def	Tot								
03	KORNET, Luke	f	7-13	4-9	1-2	1	3	4	3	19	2	1	0	0	30
11	ROBERSON, Jeff	f	4-10	1-3	2-2	2	6	8	2	11	0	3	0	1	31
02	TOYE, Joe	g	0-3	0-0	1-2	0	3	3	2	1	2	0	1	0	21
13	LACHANCE, Riley	g	5-10	3-5	0-0	0	2	2	4	13	4	1	0	0	27
24	CRESSLER, Nolan	g	5-9	1-4	0-0	1	5	6	4	11	4	3	0	1	30
01	WILLIS, Payton	g	2-3	0-1	0-0	0	0	0	2	4	1	1	0	1	18
05	FISHER-DAVIS, Matthe	g	4-13	1-7	0-0	1	3	4	3	9	1	1	0	0	24
12	BAPTISTE, Djery	g	0-1	0-0	0-0	3	1	4	1	0	0	0	0	0	10
15	BROWN, Clevon	g	0-2	0-2	0-0	0	1	1	1	0	0	0	0	0	9
Team						3	2	5							
Totals			27-64	10-31	4-6	11	26	37	22	68	14	11	1	3	200

FG % 1st Half: 11-24 45.8% 2nd half: 16-40 40.0% Game: 27-64 42.2% Deadball Rebounds 2
 3FG % 1st Half: 1-9 11.1% 2nd half: 9-22 40.9% Game: 10-31 32.3%
 FT % 1st Half: 2-4 50.0% 2nd half: 2-2 100.0% Game: 4-6 66.7%

Georgia 76 • 12-6, 4-2

#	Player	Total		3-Ptr		Rebounds			PF	TP	A	TO	Blk	Stl	Min
		FG-FGA	FG-FGA	FT-FTA	Off	Def	Tot								
01	Maten, Yante	f	7-13	2-3	5-7	2	2	4	1	21	3	0	1	0	33
34	Ogbeide, Derek	f	5-6	0-0	1-2	1	2	3	1	11	0	0	0	0	21
02	Harris, Jordan	g	2-5	0-3	2-2	0	1	1	2	6	3	2	0	1	21
03	Parker, Juwan	g	5-10	1-2	6-8	1	5	6	4	17	0	2	0	1	27
30	Frazier, J.J.	g	4-11	3-6	4-6	1	5	6	0	15	5	0	0	2	33
00	Jackson II, William	g	0-2	0-1	1-2	1	1	2	0	1	2	0	0	0	16
04	Crump, Tyree	g	0-0	0-0	0-0	0	2	2	0	0	2	1	0	0	2
05	Diatta, Tyre	g	0-0	0-0	0-0	0	0	0	0	0	1	1	0	0	4
13	Wilridge, E'Torriion	g	0-0	0-0	0-2	0	0	0	0	0	0	0	1	1	3
24	Kessler, Houston	g	0-1	0-0	0-0	0	0	0	1	0	0	0	0	0	5
25	Geno, Kenny Paul	g	0-0	0-0	0-0	0	2	2	4	0	0	0	1	0	18
32	Edwards, Mike	g	1-5	0-0	3-5	2	3	5	0	5	0	0	0	1	17
Team						0	1	1							
Totals			24-53	6-15	22-34	8	24	32	13	76	16	6	3	5	200

FG % 1st Half: 13-27 48.1% 2nd half: 11-26 42.3% Game: 24-53 45.3% Deadball Rebounds 7,2
 3FG % 1st Half: 3-7 42.9% 2nd half: 3-8 37.5% Game: 6-15 40.0%
 FT % 1st Half: 5-10 50.0% 2nd half: 17-24 70.8% Game: 22-34 64.7%

Officials: Tony Greene, Michael Roberts, Michael Stephens
 Technical fouls: Vanderbilt-None. Georgia-None.
 Attendance: 7480

Score by periods	1st	2nd	Total
Vanderbilt	25	43	68
Georgia	34	42	76

	In	Off	2nd	Fast	Bench
Vanderbilt	28	8	5	4	13
Georgia	22	14	8	4	6

Score tied - 1 time.
 Lead changed - 1 time.



Official Basketball Box Score -- Game Totals -- Final Statistics
Vanderbilt vs Florida
 1/21/17 12 p.m. at Exattech Arena - Gainesville, Fla.



Vanderbilt 68 • 9-10, 3-4 SEC

#	Player	Total		3-Ptr		Rebounds			PF	TP	A	TO	Blk	Stl	Min
		FG-FGA	FG-FGA	FT-FTA	Off	Def	Tot								
03	KORNET, Luke	f	4-6	3-5	0-0	0	4	4	4	11	0	3	1	1	33
11	ROBERSON, Jeff	f	1-8	0-3	5-6	4	4	8	1	7	1	2	0	2	38
05	FISHER-DAVIS, Matthe	g	6-14	3-9	4-4	0	3	3	3	19	0	1	0	1	32
13	LACHANCE, Riley	g	4-8	3-4	0-0	0	3	3	2	11	5	2	0	0	34
24	CRESSLER, Nolan	g	4-6	0-2	2-2	1	3	4	2	10	2	2	0	0	23
01	WILLIS, Payton	g	2-3	1-1	0-0	0	0	0	1	5	0	1	0	1	13
02	TOYE, Joe	g	2-3	0-1	1-1	0	3	3	2	5	2	0	0	0	18
12	BAPTISTE, Djery	g	0-2	0-0	0-0	1	2	3	1	0	0	0	0	0	7
15	BROWN, Clevon	g	0-0	0-0	0-0	0	0	0	0	0	1	1	1	0	2
Team						2	0	2							
Totals			23-50	10-25	12-13	8	22	30	16	68	11	13	2	5	200

FG % 1st Half: 10-27 37.0% 2nd half: 13-23 56.5% Game: 23-50 46.0% Deadball Rebounds 0
 3FG % 1st Half: 5-14 35.7% 2nd half: 5-11 45.5% Game: 10-25 40.0%
 FT % 1st Half: 2-2 100.0% 2nd half: 10-11 90.9% Game: 12-13 92.3%

Florida 66 • 14-5, 5-2 SEC

#	Player	Total		3-Ptr		Rebounds			PF	TP	A	TO	Blk	Stl	Min
		FG-FGA	FG-FGA	FT-FTA	Off	Def	Tot								
01	Robinson, Devin	f	5-9	1-3	1-1	3	3	6	5	12	0	0	1	2	29
23	Leon, Justin	f	2-5	2-3	0-0	2	4	6	4	6	2	1	2	0	29
15	Egbunu, John	c	3-4	0-0	1-1	2	4	6	3	6	1	6	0	0	31
00	Hill, Kasey	g	2-6	0-1	1-2	0	2	2	0	5	7	4	0	2	31
05	Allen, KeVaughn	g	10-19	5-13	4-4	0	1	1	1	29	0	0	0	1	36
11	Chiozza, Chris	g	0-2	0-2	0-0	0	1	1	0	0	2	0	0	0	14
13	Hayes, Kevarrius	g	1-3	0-0	0-0	3	0	3	0	2	0	0	1	0	7
24	Barry, Canyon	g	3-8	0-2	0-0	0	2	2	0	6	0	1	0	1	17
25	Stone, Keith	g	0-2	0-2	0-0	0	0	0	1	0	0	0	0	0	7
Team						2	3	5							
Totals			26-58	8-26	6-8	12	20	32	14	66	12	12	4	6	201

FG % 1st Half: 13-30 43.3% 2nd half: 13-28 46.4% Game: 26-58 44.8% Deadball Rebounds 0
 3FG % 1st Half: 4-12 33.3% 2nd half: 4-14 28.6% Game: 8-26 30.8%
 FT % 1st Half: 2-2 100.0% 2nd half: 4-6 66.7% Game: 6-8 75.0%

Officials: Antinio Petty, Doug Sirmons, John Hampton
 Technical fouls: Vanderbilt-None. Florida-None.
 Attendance: 10523
 UF#01 fouls out at 1:34 second half



Official Basketball Box Score -- Game Totals -- Final Statistics
Iowa State vs Vanderbilt
01/28/17 3 p.m. at Nashville, Tenn. (Memorial Gym)



Iowa State 78 • 13-7

#	Player	Total		3-Ptr	Rebounds			PF	TP	A	TO	Blk	Stl	Min
		FG-FGA	FG-FGA		FT-FTA	Off	Def							
05	Holden, Merrill	0-0	0-0	0-0	1	2	3	2	0	0	1	1	0	14
11	Morris, Monte	10-17	1-4	4-4	1	0	1	5	25	3	0	0	2	35
15	Mitrou-Long, Naz	2-7	0-5	0-0	0	4	4	3	4	4	1	0	1	38
21	Thomas, Matt	5-8	4-6	0-0	1	4	5	4	14	2	1	0	1	33
30	Burton, Deonte	5-12	0-5	3-6	0	10	10	3	13	1	2	3	2	37
01	Weiler-Babb, Nick	3-5	0-1	0-0	0	2	2	0	6	1	0	0	0	16
04	Jackson, Donovan	5-10	4-6	2-2	0	1	1	1	16	0	0	0	2	14
10	Bowie, Darrell	0-2	0-1	0-0	0	0	0	0	0	1	1	0	0	13
Team					0	1	1							
Totals		30-61	9-28	9-12	3	24	27	18	78	11	6	5	8	200

FG % 1st Half: 14-29 48.3% 2nd half: 16-32 50.0% Game: 30-61 49.2%
3FG % 1st Half: 5-14 35.7% 2nd half: 4-14 28.6% Game: 9-28 32.1%
FT % 1st Half: 0-0 0.0% 2nd half: 9-12 75.0% Game: 9-12 75.0%

Vanderbilt 84 • 10-11

#	Player	Total		3-Ptr	Rebounds			PF	TP	A	TO	Blk	Stl	Min
		FG-FGA	FG-FGA		FT-FTA	Off	Def							
11	ROBERSON, Jeff	3-7	2-4	8-8	1	8	9	1	16	6	1	0	0	37
03	KORNET, Luke	7-14	3-9	4-6	2	3	5	1	21	2	0	1	1	34
05	FISHER-DAVIS, Matthe	4-9	3-6	3-3	0	3	3	5	14	1	1	0	1	32
13	LACHANCE, Riley	2-4	0-2	3-5	0	4	4	4	7	3	4	0	0	35
24	CRESSLER, Nolan	8-10	4-4	0-0	1	4	5	1	20	4	0	0	0	29
01	WILLIS, Payton	0-3	0-2	3-4	0	2	2	0	3	1	2	1	0	13
02	TOYE, Joe	1-4	1-3	0-0	0	1	1	0	3	0	2	0	0	11
12	BAPTISTE, Djery	0-1	0-0	0-0	1	1	2	0	0	0	2	0	0	6
15	BROWN, Clevon	0-0	0-0	0-0	0	0	0	0	0	0	0	0	0	3
Team					1	3	4							
Totals		25-52	13-30	21-26	6	29	35	12	84	17	12	2	2	200

FG % 1st Half: 9-25 36.0% 2nd half: 16-27 59.3% Game: 25-52 48.1%
3FG % 1st Half: 6-14 42.9% 2nd half: 7-16 43.8% Game: 13-30 43.3%
FT % 1st Half: 9-9 100.0% 2nd half: 12-17 70.6% Game: 21-26 80.8%

Officials: Mike Nance, Anthony Jordan, John Hampton
Technical fouls: Iowa State-None. Vanderbilt-None.
Attendance: 9851

Score by periods	1st	2nd	Total
Iowa State	33	45	78
Vanderbilt	33	51	84

	In	Off	2nd	Fast	Bench
Points	26	14	2	2	22
Paint	24	0	6	5	6
T/O					
Chance					
Break					

Last FG - ISU 2nd-00:04, VU 2nd-02:48.
Largest lead - ISU by 11 1st-08:14, VU by 15 2nd-03:05.
ISU led for 14:59. VU led for 23:34. Game was tied for 01:08.

Score tied - 1 time.
Lead changed - 2 times.



Official Basketball Box Score -- Game Totals -- Final Statistics
Vanderbilt vs Texas A&M
01/31/17 8:00 PM at Reed Arena (College Station, TX)



Vanderbilt 68 • 11-11; 4-5 SEC

#	Player	Total		3-Ptr	Rebounds			PF	TP	A	TO	Blk	Stl	Min
		FG-FGA	FG-FGA		FT-FTA	Off	Def							
03	KORNET, Luke	5-8	2-5	0-0	1	3	4	1	12	4	0	1	1	36
05	FISHER-DAVIS, Matthe	5-11	2-5	0-0	0	2	2	1	12	1	1	0	1	32
11	ROBERSON, Jeff	5-10	1-4	0-0	3	3	6	4	11	2	3	0	0	25
13	LACHANCE, Riley	1-4	0-2	1-1	0	5	5	0	3	3	3	0	0	30
24	CRESSLER, Nolan	4-8	2-4	0-0	0	5	5	0	10	2	1	0	1	24
01	WILLIS, Payton	1-5	1-3	0-0	0	0	0	0	3	3	2	0	0	13
02	TOYE, Joe	4-7	1-2	2-2	1	5	6	1	11	1	1	0	0	21
12	BAPTISTE, Djery	0-0	0-0	0-0	0	0	0	0	0	0	0	0	0	4
15	BROWN, Clevon	3-6	0-2	0-0	3	2	5	2	6	0	0	1	0	15
Team					1	1	2							
Totals		28-59	9-27	3-3	9	26	35	9	68	16	11	2	3	200

FG % 1st Half: 14-32 43.8% 2nd half: 14-27 51.9% Game: 28-59 47.5%
3FG % 1st Half: 6-17 35.3% 2nd half: 3-10 30.0% Game: 9-27 33.3%
FT % 1st Half: 2-2 100.0% 2nd half: 1-1 100.0% Game: 3-3 100.0%

Texas A&M 54 • 11-10; 3-6 SEC

#	Player	Total		3-Ptr	Rebounds			PF	TP	A	TO	Blk	Stl	Min
		FG-FGA	FG-FGA		FT-FTA	Off	Def							
03	Admon Gilder	3-14	3-8	2-4	1	2	3	0	11	2	0	0	0	40
10	Tony Trocha-Morelos	3-8	0-2	3-3	1	5	6	3	9	4	3	0	1	31
12	Chris Collins	0-1	0-0	0-0	0	0	0	0	0	0	1	0	0	13
30	Tyler Davis	8-9	0-0	2-2	2	4	6	0	18	0	2	1	0	30
44	Robert Williams	2-6	0-1	0-0	1	5	6	2	4	3	2	2	0	22
00	Kobie Eubanks	0-1	0-1	0-0	0	0	0	0	0	0	1	0	0	8
01	DJ Hogg	1-5	0-0	0-2	1	2	3	1	2	1	1	0	0	14
05	JC Hampton	2-5	1-4	0-0	0	2	2	0	5	1	1	0	1	25
23	Caleb Smith	2-3	1-2	0-0	0	1	1	1	5	1	0	0	1	9
42	Tavario Miller	0-1	0-0	0-0	1	1	2	1	0	0	1	0	0	8
Team					1	2	1							
Totals		21-53	5-18	7-11	8	22	30	8	54	12	12	3	3	200

FG % 1st Half: 9-26 34.6% 2nd half: 12-27 44.4% Game: 21-53 39.6%
3FG % 1st Half: 3-9 33.3% 2nd half: 2-9 22.2% Game: 5-18 27.8%
FT % 1st Half: 2-4 50.0% 2nd half: 5-7 71.4% Game: 7-11 63.6%

Officials: Tony Henderson, Keith Kimble, Alfred Smith
Technical fouls: Vanderbilt-None. Texas A&M-None.
Attendance: 7508

Score by periods	1st	2nd	Total
Vanderbilt	36	32	68
Texas A&M	23	31	54

	In	Off	2nd	Fast	Bench
Points	38	14	13	6	20
Paint	32	9	9	0	12
T/O					
Chance					
Break					

Last FG - VU 2nd-00:17, TAMU 2nd-00:43.
Largest lead - VU by 22 2nd-11:34, TAMU None.
VU led for 39:39. TAMU led for 00:00. Game was tied for 00:21.

Score tied - 0 times.
Lead changed - 0 times.



Official Basketball Box Score -- Game Totals -- Final Statistics
Ole Miss vs Vanderbilt
02/04/17 2 p.m. at Nashville, Tenn. (Memorial Gym)



Ole Miss 81 • 14-9, 5-5 SEC

#	Player	Total		3-Ptr	Rebounds			PF	TP	A	TO	Blk	Stl	Min
		FG-FGA	FG-FGA		FT-FTA	Off	Def							
05	Hymon, Marcanvis	2-5	0-0	0-0	1	2	3	3	4	0	0	0	0	12
11	Seiz, Sebastian	3-7	1-1	3-7	3	13	16	1	10	1	3	0	0	35
01	Burnett, Deandre	4-11	1-6	8-9	0	3	3	4	17	3	1	0	0	29
03	Davis, Terence	4-11	1-3	8-9	2	5	7	4	17	1	1	0	1	25
04	Tyree, Breein	4-9	1-3	2-2	0	2	2	0	11	1	1	0	2	25
02	Neal, Cullen	2-4	2-4	1-2	1	1	2	0	7	1	0	0	0	20
14	Brooks, Rasheed	1-4	1-2	1-2	2	3	5	1	4	2	1	0	0	24
50	Furmanavicius, Justas	4-7	2-3	1-2	1	1	2	3	11	1	1	0	1	30
Team					0	1	1							
Totals		24-58	9-22	24-33	10	31	41	16	81	10	8	0	4	200

FG % 1st Half: 9-31 29.0% 2nd half: 15-27 55.6% Game: 24-58 41.4%
3FG % 1st Half: 2-13 15.4% 2nd half: 7-9 77.8% Game: 9-22 40.9%
FT % 1st Half: 7-10 70.0% 2nd half: 17-23 73.9% Game: 24-33 72.7%

Vanderbilt 74 • 11-12, 4-6 SEC

#	Player	Total		3-Ptr	Rebounds			PF	TP	A	TO	Blk	Stl	Min
		FG-FGA	FG-FGA		FT-FTA	Off	Def							
11	ROBERSON, Jeff	5-6	3-3	8-9	0	7	7	1	21	2	1	0	1	35
03	KORNET, Luke	6-11	4-9	2-2	0	4	4	4	18	2	2	0	0	36
05	FISHER-DAVIS, Matthe	4-11	3-8	2-2	0	2	2	3	13	3	1	0	1	29
13	LACHANCE, Riley	2-6	1-5	0-0	0	3	3	5	5	7	1	0	2	37
24	CRESSLER, Nolan	3-5	2-4	0-2	1	3	4	4	8	1	3	0	0	20
01	WILLIS, Payton	0-4	0-4	0-0	0	1	1	0	0	0	1	0	0	9
02	TOYE, Joe	3-8	1-5	2-4	1	3	4	4	9	1	2	0	1	25
12	BAPTISTE, Djery	0-0	0-0	0-0	0	3	3	2	0	0	0	1	0	4
15	BROWN, Clevon	0-1	0-1	0-0	0	2	2	1	0	0	0	0</		



Official Basketball Box Score - Game Totals - Final Statistics
Vanderbilt vs Mizou
 2-11-17 2:31 PM at Columbia, Mo. (Mizzou Arena)



Vanderbilt 52 • 12-13, 5-7

#	Player	Total		3-Ptr		Rebounds			PF	TP	A	TO	Blk	Stl	Min
		FG-FGA	FG-FGA	FT-FTA	Off	Def	Tot								
02	TOYE, Joe	* 0-3	0-2	1-2	0	1	1	4	1	0	3	0	0	21	
03	KORNET, Luke	* 4-14	0-9	3-3	0	5	5	3	11	0	2	2	0	31	
11	ROBERSON, Jeff	* 1-6	0-2	2-2	2	2	4	3	4	0	3	0	2	26	
13	LACHANCE, Riley	* 3-11	2-6	0-0	1	0	1	0	8	2	2	0	0	33	
24	CRESSLER, Nolan	* 3-3	1-1	1-2	1	0	1	4	8	2	2	0	1	30	
01	WILLIS, Payton	1-4	0-2	0-0	0	3	3	0	2	1	0	1	0	20	
05	FISHER-DAVIS, Matthe	1-5	1-3	5-6	0	2	2	3	8	2	2	0	1	17	
12	BAPTISTE, Djery	1-1	0-0	0-0	0	0	0	2	2	0	0	0	0	7	
15	BROWN, Clevon	3-4	2-3	0-0	1	5	6	2	8	0	0	2	0	15	
Team					1	1	2								
Totals		17-51	6-28	12-15	6	19	25	21	52	7	14	5	4	200	

FG % 1st Half: 11-27 40.7% 2nd half: 6-24 25.0% Game: 17-51 33.3% Deadball Rebounds 4
 3FG % 1st Half: 5-13 38.5% 2nd half: 1-15 6.7% Game: 6-28 21.4%
 FT % 1st Half: 2-3 66.7% 2nd half: 10-12 83.3% Game: 12-15 80.0%

Mizzou 72 • 7-17, 2-10

#	Player	Total		3-Ptr		Rebounds			PF	TP	A	TO	Blk	Stl	Min
		FG-FGA	FG-FGA	FT-FTA	Off	Def	Tot								
01	PHILLIPS	* 5-11	0-3	2-2	1	5	6	2	12	2	6	0	2	33	
11	WALTON	* 1-6	0-0	2-6	4	5	9	1	4	1	2	0	2	25	
24	PURYEAR	* 5-12	3-3	0-0	2	6	8	3	13	0	0	1	0	32	
25	WOODS	* 4-8	0-0	2-2	3	2	5	3	10	0	4	0	0	22	
33	VANLEER	* 1-3	1-3	2-2	0	0	0	2	5	4	1	1	1	30	
03	HUGHES	0-3	0-1	1-2	1	4	5	0	1	2	1	0	0	9	
14	NIKKO	0-0	0-0	0-0	0	0	0	0	0	0	0	0	0	0+	
15	GEIST	1-3	0-1	2-2	0	0	0	1	4	3	0	0	0	20	
21	BARNETT	6-10	5-8	6-6	5	4	9	1	23	0	0	1	0	29	
Team					0	1	1								
Totals		23-56	9-19	17-22	16	27	43	13	72	12	14	3	5	200	

FG % 1st Half: 12-32 37.5% 2nd half: 11-24 45.8% Game: 23-56 41.1% Deadball Rebounds 3
 3FG % 1st Half: 5-10 50.0% 2nd half: 4-9 44.4% Game: 9-19 47.4%
 FT % 1st Half: 6-8 75.0% 2nd half: 11-14 78.6% Game: 17-22 77.3%

Officials: Tony Henderson, Kipp Kissinger, Nate Green
 Technical fouls: Vanderbilt-ROBERSON, Jeff. Mizou-GEIST.
 Attendance: 10279
 Estimated Actual: 6,845

Score by periods	1st	2nd	Total
Vanderbilt	29	23	52
Mizzou	35	37	72

Points	In Paint	Off T/O	2nd Chance	Fast Break	Bench
VU	22	9	4	2	20
MU-M	18	15	21	4	28

Last FG - VU 2nd-12:13, MU-M 2nd-00:26.
 Largest lead - VU by 4 1st-17:22, MU-M by 20 2nd-00:26.
 VU led for 05:32. MU-M led for 31:25. Game was tied for 03:03.
 Score tied - 4 times.
 Lead changed - 5 times.



Official Basketball Box Score - Game Totals - Final Statistics
Texas A&M vs Vanderbilt
 02/16/17 6 p.m. at Nashville, Tenn. (Memorial Gym)



Texas A&M 67 • 13-12, 5-8 SEC

#	Player	Total		3-Ptr		Rebounds			PF	TP	A	TO	Blk	Stl	Min
		FG-FGA	FG-FGA	FT-FTA	Off	Def	Tot								
44	Robert Williams	r 5-14	0-0	3-5	7	6	13	3	13	3	1	2	0	35	
10	Tony Trocha-Morelos	c 5-13	0-0	0-1	0	5	5	0	10	2	1	1	2	33	
34	Tyler Davis	c 11-18	0-0	3-5	4	2	6	4	25	1	2	0	0	28	
03	Admon Gilder	g 4-14	2-7	4-4	2	6	8	2	14	5	2	0	1	40	
05	JC Hampton	g 1-4	1-1	0-0	0	2	2	4	3	1	0	0	0	37	
12	Chris Collins	0-1	0-1	0-0	0	2	2	4	0	1	0	1	0	18	
33	Chase Carlton	0-1	0-1	0-0	0	0	0	1	0	0	0	0	0	3	
42	Tavario Miller	1-2	0-0	0-0	1	3	4	2	2	0	2	0	0	6	
Team					1	0	1								
Totals		27-67	3-16	10-15	15	26	41	20	67	13	9	4	3	200	

FG % 1st Half: 15-34 44.1% 2nd half: 12-33 36.4% Game: 27-67 40.3% Deadball Rebounds 2
 3FG % 1st Half: 0-7 0.0% 2nd half: 3-9 33.3% Game: 3-16 18.8%
 FT % 1st Half: 4-7 57.1% 2nd half: 6-8 75.0% Game: 10-15 66.7%

Vanderbilt 72 • 13-13, 6-7 SEC

#	Player	Total		3-Ptr		Rebounds			PF	TP	A	TO	Blk	Stl	Min
		FG-FGA	FG-FGA	FT-FTA	Off	Def	Tot								
02	TOYE, Joe	f 3-8	1-2	6-7	2	0	2	2	13	2	1	0	0	24	
11	ROBERSON, Jeff	f 3-7	1-3	0-0	2	4	6	4	7	1	0	1	0	26	
03	KORNET, Luke	c 3-11	1-3	5-5	2	9	11	2	12	0	1	5	0	31	
13	LACHANCE, Riley	g 3-6	2-4	4-4	0	3	3	1	12	2	2	0	1	32	
24	CRESSLER, Nolan	g 2-6	1-4	0-0	1	3	4	1	5	4	1	0	1	22	
01	WILLIS, Payton	1-3	0-2	1-2	0	2	2	0	3	1	0	0	1	12	
05	FISHER-DAVIS, Matthe	5-10	4-8	0-0	0	3	3	2	14	1	3	0	0	30	
12	BAPTISTE, Djery	1-1	0-0	0-0	0	2	2	2	2	0	0	0	0	9	
15	BROWN, Clevon	1-4	0-0	2-4	1	1	2	1	4	0	1	0	0	14	
Team					1	0	1								
Totals		22-56	10-26	18-22	9	27	36	15	72	11	9	6	3	200	

FG % 1st Half: 12-31 38.7% 2nd half: 10-25 40.0% Game: 22-56 39.3% Deadball Rebounds 3,1
 3FG % 1st Half: 8-19 42.1% 2nd half: 2-7 28.6% Game: 10-26 38.5%
 FT % 1st Half: 3-4 75.0% 2nd half: 15-18 83.3% Game: 18-22 81.8%

Officials: Tony Greene, Joe Lindsay, Ron Groover
 Technical fouls: Texas A&M-None. Vanderbilt-None.
 Attendance: 8976

Score by periods	1st	2nd	Total
Texas A&M	34	33	67
Vanderbilt	35	37	72

Points	In Paint	Off T/O	2nd Chance	Fast Break	Bench
TAMU	42	10	14	8	2
VU	22	10	6	5	23

Last FG - TAMU 2nd-04:17, VU 2nd-02:58.
 Largest lead - TAMU by 11 1st-10:31, VU by 5 2nd-17:44.
 TAMU led for 15:03. VU led for 23:21. Game was tied for 01:31.
 Score tied - 5 times.
 Lead changed - 16 times.



Official Basketball Box Score - Game Totals - Final Statistics
South Carolina vs Vanderbilt
 02/18/17 7:30 p.m. at Nashville, Tenn. (Memorial Gym)



South Carolina 62 • 20-7, 10-4 SEC

#	Player	Total		3-Ptr		Rebounds			PF	TP	A	TO	Blk	Stl	Min
		FG-FGA	FG-FGA	FT-FTA	Off	Def	Tot								
21	KOTSAR, Maik	r 0-4	0-0	0-0	1	1	2	2	0	0	0	0	0	17	
30	SILVA, Chris	f 6-9	0-0	2-2	0	4	4	3	14	0	2	1	0	25	
00	THORNWELL, Sindarius	g 6-15	0-1	9-9	2	4	6	4	21	1	1	0	3	33	
10	NOTICE, Duane	g 3-7	0-3	1-3	0	2	2	3	7	3	0	0	3	34	
15	DOZIER, PJ	g 7-15	1-3	0-5	2	5	7	2	15	1	3	0	0	32	
02	GRAVETT, Hassani	1-2	0-0	0-0	1	1	2	2	2	1	0	0	0	8	
04	FELDER, Rakym	0-1	0-1	0-0	0	0	0	4	0	0	1	0	0	17	
05	BLANTON, TeMarcus	0-1	0-0	0-0	0	1	1	0	0	0	1	0	0	5	
12	GUEYE, Khadim	0-0	0-0	0-0	0	1	1	0	0	0	2	0	0	4	
20	MCKIE, Justin	0-0	0-0	0-0	1	1	2	1	0	1	0	0	0	13	
24	KEITA, Sedee	1-2	0-1	1-3	1	3	4	1	3	0	0	0	0	12	
Team					2	0	2								
Totals		24-56	1-9	13-22	10	23	33	22	62	7	12	1	6	200	

FG % 1st Half: 12-28 42.9% 2nd half: 12-28 42.9% Game: 24-56 42.9% Deadball Rebounds 3
 3FG % 1st Half: 0-6 0.0% 2nd half: 1-3 33.3% Game: 1-9 11.1%
 FT % 1st Half: 6-8 75.0% 2nd half: 7-14 50.0% Game: 13-22 59.1%

Vanderbilt 71 • 14-13, 7-7 SEC

#	Player	Total		3-Ptr		Rebounds			PF	TP	A	TO	Blk	Stl	Min
		FG-FGA	FG-FGA	FT-FTA	Off	Def	Tot								
11	ROBERSON, Jeff	f 0-1	0-1	6-8	0	3	3	3	6	2	1	1	2	25	
03	KORNET, Luke	c 2-5	2-5	3-4	1	6	7	4	9	0	0	2	1	32	
02	TOYE, Joe	g 2-5	0-1	3-6	2	2	4	2	7	1	0	0	0	31	
13	LACHANCE, Riley	g 4-9	3-6	3-3	0	3	3	2	14	4	3	0	0	30	
24	CRESSLER, Nolan	g 5-9	1-3	2-3	0	4	4	2	13	1	0	0	0	26	
01	WILLIS, Payton	0-2	0-1	0-0	0	0	0	3	0	1	2	1	0	13	
05	FISHER-DAVIS, Matthe	5-11	3-8	4-4	1	4	5	0	17	0	4	0	1	22	
12	BAPTISTE, Djery	1-1	0-0	1-1	2	1	3								



Official Basketball Box Score -- Game Totals -- Final Statistics
Mississippi State vs Vanderbilt
 02/25/17 3 p.m. at Nashville, Tenn. (Memorial Gym)



Mississippi State 48 • 14-14, 5-11 SEC

#	Player	Total		3-Ptr	Rebounds			PF	TP	A	TO	Blk	Stl	Min.
		FG-FGA	FT-FTA		Off	Def	Tot							
35	Aric Holman	f	1-7	1-2	2-4	1	5	6	0	5	0	4	0	19
01	Lamar Peters	g	1-7	0-3	5-6	0	3	3	3	7	2	3	0	26
04	Mario Kegler	g	2-6	1-3	2-2	1	4	5	4	7	0	3	0	26
11	Q Weatherspoon	g	6-11	3-3	0-0	0	5	5	1	15	2	1	0	31
15	IJ Ready	g	0-4	0-1	0-0	0	0	0	1	0	1	2	0	27
02	Eli Wright	g	1-1	1-1	2-2	1	3	4	0	5	0	0	0	12
03	Xavian Stapleton	g	1-2	1-2	2-2	0	1	1	4	5	1	2	1	21
23	Tyson Carter	g	1-6	0-3	0-0	0	1	1	0	2	1	0	0	17
34	Schnider Herard	g	1-2	0-0	0-0	0	0	0	0	2	0	1	0	14
45	E.J. Datcher	g	0-1	0-0	0-0	1	1	2	0	0	0	0	0	7
Team						2	0	2			1			
Totals			14-47	7-18	13-16	6	23	29	13	48	7	17	1	8

FG % 1st Half: 7-23 30.4% 2nd half: 7-24 29.2% Game: 14-47 29.8% Deadball Rebounds 2
 3FG % 1st Half: 4-10 40.0% 2nd half: 3-8 37.5% Game: 7-18 38.9%
 FT % 1st Half: 5-6 83.3% 2nd half: 8-10 80.0% Game: 13-16 81.3%

Vanderbilt 77 • 16-13, 9-7 SEC

#	Player	Total		3-Ptr	Rebounds			PF	TP	A	TO	Blk	Stl	Min.
		FG-FGA	FT-FTA		Off	Def	Tot							
02	TOYE, Joe	f	2-6	2-4	0-0	1	1	2	1	6	1	3	0	30
11	ROBERSON, Jeff	f	7-12	5-6	4-6	4	3	7	2	23	1	1	0	27
03	KORNET, Luke	c	4-9	2-4	0-0	1	7	8	2	10	2	2	2	25
13	LACHANCE, Riley	g	4-6	3-4	0-0	0	0	0	1	11	3	0	0	22
24	CRESSLER, Nolan	g	2-7	0-3	0-0	1	6	7	1	4	4	1	0	23
01	WILLIS, Payton	g	0-3	0-1	1-2	0	2	2	0	1	3	1	0	18
05	FISHER-DAVIS, Matthe	g	3-8	1-5	2-2	0	5	5	0	9	1	0	0	27
12	BAPTISTE, Djery	g	3-3	0-0	2-2	0	2	2	2	8	0	2	2	15
15	BROWN, Clevon	g	2-3	1-2	0-0	0	1	1	3	5	0	2	0	13
Team						1	1	2						
Totals			27-57	14-29	9-12	8	28	36	12	77	15	12	4	6

FG % 1st Half: 13-26 50.0% 2nd half: 14-31 45.2% Game: 27-57 47.4% Deadball Rebounds 2
 3FG % 1st Half: 6-13 46.2% 2nd half: 8-16 50.0% Game: 14-29 48.3%
 FT % 1st Half: 5-8 62.5% 2nd half: 4-4 100.0% Game: 9-12 75.0%

Officials: Karl Hess, Terry Moore, Marc Ellard
 Technical fouls: Mississippi State-None. Vanderbilt-None.
 Attendance: 9212

Score by periods	1st	2nd	Total
Mississippi State	23	25	48
Vanderbilt	37	40	77

Points	In	Off	2nd	Fast	Bench
MS	10	17	5	2	14
VU	22	24	8	2	23

Last FG - MS 2nd-04:10, VU 2nd-00:14.
 Largest lead - MS by 3 1st-19:23, VU by 34 2nd-07:34.
 MS led for 04:29. VU led for 34:54. Game was tied for 00:37.

Score tied - 0 times.
 Lead changed - 5 times.



Official Basketball Box Score -- Game Totals -- Final Statistics
Vanderbilt vs Kentucky
 02/28/17 9:00 pm at Rupp Arena - Lexington, KY



Vanderbilt 67 • 16-14, 9-8

#	Player	Total		3-Ptr	Rebounds			PF	TP	A	TO	Blk	Stl	Min.
		FG-FGA	FT-FTA		Off	Def	Tot							
03	KORNET, Luke	f	7-13	3-8	4-4	1	4	5	2	21	0	0	1	36
11	ROBERSON, Jeff	f	3-8	1-4	2-2	1	5	6	1	9	2	6	1	36
02	TOYE, Joe	g	3-8	3-6	6-8	0	1	1	4	15	0	1	0	30
13	LACHANCE, Riley	g	2-4	1-2	0-0	0	6	6	4	5	2	2	0	32
24	CRESSLER, Nolan	g	4-7	1-2	0-2	0	5	5	5	9	2	3	0	30
01	WILLIS, Payton	g	3-5	2-2	0-0	0	1	1	2	8	1	3	0	10
05	FISHER-DAVIS, Matthe	g	0-4	0-4	0-0	0	2	2	4	0	3	1	1	18
12	BAPTISTE, Djery	g	0-0	0-0	0-0	0	0	0	2	0	0	2	0	4
15	BROWN, Clevon	g	0-0	0-0	0-0	0	0	0	1	0	0	0	0	4
Team						2	0	2						
Totals			22-49	11-28	12-16	4	24	28	25	67	10	18	3	5

FG % 1st Half: 12-29 41.4% 2nd half: 10-20 50.0% Game: 22-49 44.9% Deadball Rebounds 2
 3FG % 1st Half: 6-16 37.5% 2nd half: 5-12 41.7% Game: 11-28 39.3%
 FT % 1st Half: 0-2 0.0% 2nd half: 12-14 85.7% Game: 12-16 75.0%

Kentucky 73 • 25-5, 15-2

#	Player	Total		3-Ptr	Rebounds			PF	TP	A	TO	Blk	Stl	Min.
		FG-FGA	FT-FTA		Off	Def	Tot							
03	Adebayo, Edrice	f	4-6	0-0	8-10	1	5	6	4	16	0	2	1	37
35	Willis, Derek	f	1-4	1-4	0-2	0	8	8	3	3	1	0	3	28
11	Mulder, Mychal	g	2-3	1-2	0-0	0	0	0	1	5	0	0	0	7
13	Briscoe, Isaiah	g	3-6	0-1	1-2	3	4	7	2	7	6	0	0	31
25	Hawkins, Dominique	g	1-3	0-1	0-0	0	2	2	1	2	1	1	0	21
00	Fox, De'Aaron	g	5-9	1-1	2-2	0	4	4	1	13	1	5	0	26
05	Monk, Malik	g	8-21	2-6	9-10	1	1	2	1	27	1	3	0	35
15	Humphries, Isaac	g	0-0	0-0	0-0	1	1	2	0	0	0	0	0	3
32	Gabriel, Wenyen	g	0-3	0-2	0-0	0	0	0	0	0	0	0	0	12
Team						2	0	2						
Totals			24-55	5-17	20-26	8	25	33	14	73	10	11	4	4

FG % 1st Half: 9-29 31.0% 2nd half: 15-26 57.7% Game: 24-55 43.6% Deadball Rebounds 5
 3FG % 1st Half: 2-10 20.0% 2nd half: 3-7 42.9% Game: 5-17 29.4%
 FT % 1st Half: 4-7 57.1% 2nd half: 16-19 84.2% Game: 20-26 76.9%

Officials: Anthony Jordan, John Higgins, Jamie Luckie
 Technical fouls: Vanderbilt-None. Kentucky-TEAM.
 Attendance: 24036

Score by periods	1st	2nd	Total
Vanderbilt	30	37	67
Kentucky	24	49	73

Points	In	Off	2nd	Fast	Bench
VU	18	9	5	0	8
UK	30	21	6	8	40

Last FG - VU 2nd-00:33, UK 2nd-00:49.
 Largest lead - VU by 19 1st-08:03, UK by 7 2nd-00:49.
 VU led for 33:52. UK led for 03:10. Game was tied for 02:58.

Score tied - 3 times.
 Lead changed - 3 times.



2016-17 Roster

No.	Name	Pos.	Ht.	Wt.	Cl.-Yr	Hometown (Previous School)
1	Payton Willis	G	6-4	182	Fr. - 1st	Fayetteville, Ark. (Fayetteville)
2	Joe Toy	G/F	6-7	208	So. - 2nd	Chicago, Ill. (Whitney Young)
3	Luke Kornet	F	7-1	250	Sr. - 4th	Lantana, Texas (Liberty Christian)
5	Matthew Fisher-Davis	G	6-5	185	Jr. - 3rd	Charlotte, N.C. (Butler)
11	Jeff Roberson	F	6-6	224	Jr. - 3rd	Houston, Texas (The Kinkaid School)
12	Djery Baptiste	C	6-10	240	R-Fr. - 2nd	Gonaives, Haiti (Prestonwood Christian (Texas))
13	Riley LaChance	G	6-2	192	Jr. - 3rd	Brookfield, Wis. (Brookfield Central)
14	Larry Austin, Jr.	G	6-2	175	R-So. - 3rd	Springfield, Ill. (Xavier University/Lanphier)
15	Clevon Brown	F	6-8	219	Fr. - 1st	San Antonio, Texas (Churchill)
24	Nolan Cressler	G	6-4	210	R-Sr. - 5th	Pittsburgh, Pa. (Cornell/Plum)

COACHING STAFF

Head Coach..... **Bryce Drew** (Valparaiso, 1998) - 1st
 Associate Head Coach..... **Roger Powell** (Illinois, 2005) - 1st
 Assistant Coach..... **Jake Diebler** (Valparaiso, 2009) - 1st
 Assistant Coach..... **Casey Shaw** (Toledo, 1998) - 1st
 Director of Recruiting/Player Personnel.. **Omar Mance** (Rice, 2003) - 1st
 Director of Operations..... **Luke Simons** (Purdue, 2005) - 1st
 Director of Basketball Admin./Video Coord. **Matt Olinger** (Liberty, 2007) - 1st

SUPPORT STAFF

Athletic Communications Dir. **Andy Boggs** (Florida State, 1998)
 Academic Support..... **Neal Clark** (Kentucky, 1992)
 Athletic Trainer..... **Shannon Gordon** (Indiana State, 1992)
 Strength and Conditioning..... **Jeremy Anderson** (Liberty, 2011)

PRONUNCIATION GUIDE

Djery Baptiste..... **Jerry - Bap-TEEST**
 Luke Kornet **Kor-NET**
 Jeff Roberson..... **ROE-ber-son**
 Joe Toy **TOY**
 Clevon Brown..... **CLEE-von**
 Jake Diebler **DEEB-ler**

ROSTER BY CLASS

Seniors (2)

Luke Kornet..... Lantana, Texas
Nolan Cressler Pittsburgh, Pa.

Juniors (3)

Matthew Fisher-Davis Charlotte, N.C.
Riley LaChance Brookfield, Wisc.
Jeff Roberson Houston, Texas

Sophomores (2)

Larry Austin, Jr. Springfield, Ill.
Joe Toy Chicago, Ill.

Freshman (3)

Djery Baptiste..... Gonaives, Haiti
Clevon Brown..... San Antonio, Texas
Payton Willis Fayetteville, Ark.





MEMORIAL MAGIC - THE HOME TO VANDERBILT HOOPS SINCE 1952

HISTORIC MEMORIAL GYMNASIUM IN 65TH SEASON

Storied Memorial Gymnasium is in its 65th season as the host venue of Vanderbilt basketball. The SEC's most historic hoops setting has played host to more than 950 men's contests as well as the 1984 and 1991 SEC Tournaments and 40 men's and women's NCAA Tournament contests (since the early 1980s).

As the oldest gymnasium in the SEC, Memorial Gymnasium is renowned for its end zone benches, raised floor and unique atmosphere. It was dedicated in 1952 as a memorial to all Vanderbilt men and women who served in World War II. It was built by the late master architect Edwin Keeble, who was commissioned to build a combination gymnasium/concert hall.

.780	All-time winning percentage at Memorial Gym (782-220).
.896	Winning percentage against non-conference opponents since 1990 (207-24).
6	Undefeated seasons at home.

Winningest Coaches at Memorial Gymnasium

Coach	Yrs	Record
1. Kevin Stallings (2000-16)	17	226-65
2. Roy Skinner (1959, 1962-76)	16	181-41
3. Bob Polk (1948-58, 1960-61)	8	96-15
4. C.M. Newton (1982-89)	8	91-37
5. Jan van Breda Kolff (1994-99)	6	75-20
6. Eddie Fogler (1990-93)	4	54-12

Coach Drew at Memorial Gymnasium

Coach	Yr	Record
Bryce Drew	2016-17	10-5

ANNUAL ATTENDANCE FIGURES

Year	All Games	Attendance	Average	NCAA Rank	SEC Games	SEC Attendance	Average
2016-17	15	143,738	9,583	-	8	82,214	10,277
2015-16	16	178,167	11,135	36	9	107,318	11,924
2014-15	19	168,377	8,862	51	9	88,830	9,870
2013-14	16	152,539	9,534	45	9	92,455	10,273
2012-13	15	159,557	10,637	36	9	100,986	11,221
2011-12	18	246,561	13,698	18	8	112,368	14,046
2010-11	17	234,632	13,802	18	8	114,346	14,293
2009-10	16	217,965	13,623	21	8	113,539	14,192
2008-09	17	225,686	13,276	25	8	112,833	14,104
2007-08	19	254,954	13,418	22	8	113,713	14,214
2006-07	17	204,511	12,030	31	8	109,043	13,630
2005-06	16	195,159	12,197	24	8	108,258	13,532
2004-05 [^]	19	191,678	10,088	43	8	105,357	13,170
2003-04	17	192,301	11,312	33	8	106,990	13,374
2002-03	16	153,123	9,570	46	8	96,906	12,113
2001-02	17	150,325	8,843	50	8	93,873	11,734
2000-01	19	186,468	9,814	45	8	102,055	12,757
1999-00*	18	197,770	10,987	30	8	106,741	13,343
1998-99	16	192,538	12,034	26	8	106,128	13,266
1997-98	16	213,974	13,373	21	8	117,819	14,727
1996-97	16	207,771	12,986	25	8	120,214	15,027
1995-96	18	226,354	12,575	28	8	112,996	14,125
1994-95	13	183,042	14,080	17	8	118,932	14,867
1993-94	16	223,997	14,000	15	8	121,345	15,168
1992-93	14	212,156	15,154	11	8	122,536	15,317
1991-92	17	210,585	12,387	29	8	115,104	14,388
1990-91	16	214,638	13,415	19	9	133,482	14,831
1989-90	19	259,992	13,684	18	9	136,136	15,126
1988-89	15	224,657	14,977	13	9	137,212	15,246
1987-88	16	223,747	13,984	14	9	138,393	15,377
1986-87	17	226,343	13,314	14	9	130,854	14,539
1985-86	15	200,806	13,387	14	9	128,059	14,229
1984-85	16	194,390	12,149	17	9	122,514	13,613
1983-84	18	249,292	13,850	10	9	135,546	15,050
1982-83	17	237,584	13,976	9	9	135,418	15,046
1981-82	14	202,225	14,445	9	9	131,699	14,633
1980-81	15	227,478	15,165	9	9	136,436	15,160
1979-80	15	228,029	15,202	5	9	138,754	15,417
1978-79	14	215,330	15,380	5	9	139,930	15,547
1977-78	14	207,375	14,813	5	9	134,232	14,915
1976-77	15	211,966	14,131	4	9	149,108	16,568
1975-76	13	180,901	13,915	-	9	135,375	15,042
1974-75	12	178,527	14,877	-	9	134,304	14,923
1973-74	12	182,728	15,227	-	9	140,252	15,584
1972-73	12	173,567	14,464	-	9	131,193	14,577
1971-72	12	156,778	13,065	-	9	120,172	13,352
1970-71	12	170,634	14,220	-	9	130,260	14,473
1969-70	12	176,763	14,730	-	9	135,745	14,861
1968-69	12	126,896	10,575	-	9	95,300	10,589
1967-68	12	129,722	10,810	-	9	96,274	10,697
1966-67	12	105,492	8,791	-	9	79,173	8,797
1965-66	12	106,022	8,835	-	9	62,368	8,910
1964-65	12	98,821	8,235	-	9	65,712	8,214
1963-64	12	84,827	7,069	-	6	35,684	5,947
1962-63	12	75,261	6,272	-	6	46,183	6,598
1961-62	13	73,640	5,665	-	8	47,357	5,920
1960-61	13	74,187	5,707	-	7	45,549	6,507
1959-60	14	76,199	5,443	-	8	46,064	5,758

[^] First year capacity increased from 14,168 to 14,316; * First year capacity decreased from 15,311 to 14,168





**VANDERBILT BASKETBALL
QUICK HITTERS**

- This is the 114th year of Vanderbilt basketball, with the first season taking place in 1900-01. There were no teams in 1904-05 and 1905-06.
- The Commodores have been named to 14 NCAA Tournaments and 12 NIT's. Vanderbilt advanced to the Elite 8 in 1965 (field of 23), and the Sweet 16 in 1988, 1993, 2004, and 2007. The Commodores captured the NIT Championship in 1990 and finished runner-up in 1994.
- The Commodores are a charter member of the SEC, with the 2016-17 season being the 84th year in the conference.
- Vanderbilt is the only private institution in the SEC with the lowest enrollment of any of the 14 schools (6,738).
- Vanderbilt's Perry Wallace became the first African-American scholarship basketball player in the SEC when he took the court in 1967.
- The Commodores have 45 career 1,000-point scorers, with Shan Foster (2004-08) the all-time leading scorer with 2,011 career points.
- Vanderbilt has had 12 All-Americans since 1950. They are: Billy Joe Adcock (1950), Clyde Lee (1965), Tom Hagan (1969), Jan van Breda Kolff (1974), Will Perdue (1988), Billy McCaffrey (1993), Dan Langhi (2000), Matt Freije (2004), Derrick Byars (2007), Shan Foster (2008), and John Jenkins (2011).
- Vanderbilt had two players selected in the 2016 NBA Draft - Wade Baldwin IV, Memphis, 17th pick and Damian Jones, Golden State 30th pick - one of only three schools with two or more players drafted in the first round. In all, 37 Vanderbilt players have been selected in the NBA Draft since 1950.
- The Commodores had three players drafted in the first 31 picks of the 2012 NBA Draft - John Jenkins, Atlanta, 23rd pick, Festus Ezeli, Golden State, 30th pick, Jeffery Taylor, Charlotte, 31st pick - the most by the Commodores in one draft.
- The Commodores ended a 61-year SEC Tournament drought in 2012 by claiming the tournament championship in New Orleans, the team's first SEC tournament championship since 1951.
- Kevin Stallings is the winningest coach in Vanderbilt history with 322 total victories (17 years, 322-220).
- All three of the university's top all-time scorers played for Kevin Stallings (Foster, Jeffery Taylor, Matt Freije). John Jenkins, who is 10th on the list, also played for him.
- Vanderbilt's intercollegiate athletics teams are nicknamed the Commodores, in honor of the nickname given to founder Cornelius Vanderbilt, who made his fortune in shipping. Vanderbilt donated \$1 million to begin "Central University" in 1875 - the campus was later renamed for Cornelius because of his generosity. Cornelius never stepped foot on the campus that bears his namesake.

SEC STANDINGS

2016-17 SEC STANDINGS (3/2)

	SEC	Pct.	All	Pct.
Kentucky	15-2	.882	25-5	.833
Florida	14-3	.824	24-6	.800
South Carolina	12-5	.706	22-8	.733
Arkansas	11-6	.647	22-8	.733
Alabama	10-7	.588	17-12	.586
Georgia	9-8	.529	18-12	.600
Ole Miss	9-8	.529	18-12	.600
Vanderbilt	9-8	.529	16-14	.533
Texas A&M	8-9	.471	16-13	.552
Tennessee	7-10	.412	15-15	.500
Auburn	6-11	.353	17-13	.567
Miss. State	5-12	.353	14-15	.483
LSU	2-15	.118	10-19	.345
Missouri	2-15	.118	7-22	.241

SEC STATS

VU TEAM SEC RANKINGS (3/2)

Category	SEC	All
Scoring	10th (71.4)	11th (71.7)
Scoring Defense	4th (68.7)	5th (68.9)
Scoring Margin	4th (+2.7)	7th (+2.8)
FT%	3rd (.754)	1st (.772)
FG%	7th (.443)	8th (.437)
FG% Defense	5th (.415)	7th (.425)
3FG%	4th (.377)	1st (.384)
3FG% Defense	7th (.340)	9th (.344)
3FG Made	1st (10.4)	1st (10.1)
Rebound Margin	9th (-2.0)	10th (+0.5)
Blocks	T-8th (3.7)	12th (3.8)
Assists	7th (12.5)	5th (13.4)
Steals	14th (4.3)	14th (4.0)
Turnover Margin	10th (-1.5)	12th (-2.0)
Assist/TO Ratio	5th (1.0)	6th (1.1)

VU INDIVIDUAL SEC RANKINGS (3/2)

Player	SEC	Total
Matthew Fisher-Davis		
3FG%	10th (.345)	4th (.381)
3FG Made	3rd (2.4)	2nd (2.6)
Luke Kornet		
Rebounding	9th (6.7)	NA
FT%	T-3rd (.878)	8th (.855)
3FG%	8th (.389)	NA
3FG Made	T-7th (2.1)	NA
Blocks	3rd (2.2)	3rd (2.1)
Def. Rebounding	5th (5.0)	8th (4.5)
Minutes Played	7th (33.1)	NA
Riley LaChance		
Assists	8th (3.8)	7th (4.0)
3FG%	2nd (.447)	NA
3FG Made	T-9th (2.0)	T-9th (1.9)
A/TO Ratio	5th (1.8)	4th (2.1)
Jeff Roberson		
Rebounding	8th (6.7)	7th (7.1)
Def. Rebounding	7th (4.8)	4th (5.2)
Minutes Played	NA	10th (31.5)



THE LAST TIME...

VANDERBILT INDIVIDUALS

Scoring:

Scored 25 points – Matthew Fisher-Davis (25), at Dayton, 12/21/2016

Scored 30 points – Matthew Fisher-Davis (33), vs. Auburn, 1/4/2017

Scored 35 points – Billy McCaffrey (35), vs. Georgia, 2/24/1993

Scored 40 points – Shan Foster (42) vs. Mississippi State, 3/5/2008

Two Players Had 20 Points –

Luke Kornet (21), Nolan Cressler (20) vs. Iowa State, 1/28/2017

Three Players Had 20 Points – Derrick Byars (28), Shan Foster (21) and Ross Neltner (20) vs. Toledo, 12/2/2006

Scored 20 Points in Two Straight Games – Matthew Fisher-Davis at LSU (23) 12/29/16, vs. Auburn (33), 1/4/2017

Scored 20 Points in Three Straight Games – Matthew Fisher-Davis at Dayton (25), 12/21/16, at LSU (23) 12/29/16, vs. Auburn (33), 1/4/2017

Scored 20 Points in Four Straight Games – John Jenkins vs. Monmouth (25), 11/25/11, vs. Xavier (20), 11/28/11, at Louisville (27), 12/2/2011, at Davidson (22), 12/7/2011

Scored 20 Points in Five Straight Games – Shan Foster vs. Georgia (29), 2/23/2008; vs. Tennessee (32), 2/26/2008; at Arkansas (22), 3/1/2008; vs. Mississippi State (42), 3/5/2008; at Alabama (21), 3/8/2008

Scored 20 Points in Six Straight Games – Shan Foster vs. Georgia (29), 2/23/2008; vs. Tennessee (32), 2/26/2008; at Arkansas (22), 3/1/2008; vs. Mississippi State (42), 3/5/2008; at Alabama (21), 3/8/2008; vs. Auburn (26), 3/13/2008

Five Players Scored in Double Figures – Jeff Roberson (15), Luke Kornet (13), Matthew Fisher-Davis (13), Nolan Cressler (11), Riley LaChance at Tennessee, 2/22/2017

Seven Players Scored in Double Figures – Damian Jones (10), Wade Baldwin IV (20), Riley LaChance (10), Nolan Cressler (14), Joe Toye (10), Matthew Fisher-Davis (12), Josh Henderson (11), vs. Detroit (12/2/15)

Four Players with 15 or more points – Jeff Roberson (19), Matthew Fisher-Davis (19), Riley LaChance (19), Luke Kornet (16) vs. Kentucky, 1/10/2017

Double-Doubles:

Double-Double – Luke Kornet (13 points, 11 rebounds) at Tennessee, 2/22/2017

20-10 game – Damian Jones (20 points, 10 rebounds) at Miss. State, 2/16/2016

30-10 game – A.J. Ogilvy (33 points, 10 rebounds) vs. Oregon, 11/11/2011

Back-to-back 20-10 games – Matt Freije vs. South Carolina (26 points, 11 rebounds)

1/28/04; vs. Kentucky (20 points, 11 rebounds) 1/31/04

Double-Double in Points and Rebounds – Luke Kornet (13 points, 11 rebounds) at Tennessee, 2/22/2017

Double-Double in Points and Assists – Wade Baldwin IV (15 points, 10 assists) vs. Western Michigan, 12/30/2015

Double-Double in Points and Blocks – Luke Kornet (11 points, 10 blocks) vs. Auburn (1/12/2016)

Double-Double in Points and Steals – Never

Double-Double in Two Consecutive games

– Luke Kornet (10 points, 11 rebounds) vs. Auburn, 1/4/17; (15 points, 13 rebounds) at Alabama, 1/7/17

Double-Double in three consecutive games – Dan Langhi vs. Notre Dame (33 points, 10 rebounds) 11/21/1998; vs. Morehead State (18 points, 10 rebounds) 11/24/1998; vs. Ohio State (14 points, 17 rebounds) 11/28/1998

Two players record double-double

– Damian Jones (24 points, 12 rebounds), Luke Kornet (10 points, 10 rebounds) vs. Trevecca, 11/16/2014

Triple-Doubles:

Triple-Double – Luke Kornet (11 points, 11 rebounds, 10 blocks) vs. Auburn, 1/12/16; Brad Tinsley (11 points, 10 rebounds, 10 assists) vs. Presbyterian, 11/12/2010

Field Goals:

Made 10 FG in a game – Damian Jones (10) at Saint Mary's, 3/18/2015

Made 11 FG in a game – Matthew Fisher-Davis (11) vs. Auburn, 1/4/2017

Made 12 FG in a game – Damian Jones (12) at Florida, 2/23/2016

Made 16 FG in a game – Shan Foster (16) vs. Mississippi State, 3/5/2008

Attempted 15 FG in a game – Matthew Fisher-Davis (15) vs. Kentucky, 1/10/2017

Attempted 16 FG in a game – Damian Jones (16) at Miss. State, 2/16/2016

Attempted 17 FG in a game – Luke Kornet (17) at Alabama, 1/17/16

Attempted 18 FG in a game – Matthew Fisher-Davis (18) at Dayton, 12/21/2016

Attempted 19 FG in a game – Rod Odom (19) vs. Missouri, 1/16/14

Attempted 20 FG in a game – Matthew Fisher-Davis (20), vs. Auburn, 1/4/2017

Three-Pointers:

Made 5 3-pointers in a game – Jeff Roberson (5), vs. Miss. State, 2/25/2017

Made 6 3-pointers in a game – Matthew Fisher-Davis (6) at Miss. State, 2/16/2016

Made 7 3-pointers in a game – Matthew Fisher-Davis (7) vs. Auburn, 1/4/2017

Made 8 3-pointers in a game – Shan Foster (8) vs. UMass, 1/5/2008

Made 9 3-pointers in a game – Shan Foster (9) vs. Mississippi State, 3/5/2008

Attempted 10 3-pointers in a game – Matthew Fisher-Davis (10) vs. Kentucky, 1/10/2017

Attempted 15 3-pointers in a game – John Jenkins (16) vs. Oregon, 11/11/2011

Free Throws:

Made 10 FT in a game – Wade Baldwin IV (10), vs. Dayton, 12/9/15

Made 12 FT in a game – Luke Kornet (12) vs. Belmont, 11/15/16

Made 13 FT in a game – A.J. Ogilvy (13) vs. DePaul, 12/5/2009

Made 18 FT in a game – Matt Freije (18) vs. Indiana, 11/24/2003

Attempted 12 FT in a game – Wade Baldwin IV (13) at Tennessee, 1/20/16

Attempted 14 FT in a game – Wade Baldwin IV (14) vs. Florida, 1/26/2016

Attempted 15 FT in a game – Luke Kornet (16) vs. Belmont, 11/15/16

Rebounds:

10 Rebounds in a game – Luke Kornet (11), at Tennessee, 2/22/2017

15 Rebounds in a game – Jeff Roberson (16) vs. Minnesota, 12/3/16

10+ Rebounds in Three Consecutive Games – Lance Goulbourne (16) vs. Ole Miss, 1/19/2011; (10) vs. St. Mary's, 1/22/2011; (12) at Miss. State, 1/27/2011

Assists:

8 Assists – Payton Willis (8) vs. Santa Clara, 11/25/2016

9 Assists – Wade Baldwin IV (9) at Miss. State, 2/16/2016

10 Assists – Wade Baldwin IV (10) vs. Auburn, 1/12/16

11 Assists – Mario Moore (13) vs. Arkansas, 2/19/2005

12 Assists – Mario Moore (13) vs. Arkansas, 2/19/2005

13 Assists – Mario Moore (13) vs. Arkansas, 2/19/2005

14 Assists – Billy McCaffrey (14) vs. Kentucky, 1/13/1993

5+ Assists in Four Consecutive Games – Wade Baldwin IV (8) vs. Texas A&M, 2/4/16; (9) at Ole Miss, 2/6/16; (7) vs. Missouri, 2/10/16; (7) at Auburn, 2/13/16; (9) at Miss. St., 2/16/16; (7) vs. Georgia, 2/20/16

8+ Assists in Two Consecutive Games – Atiba Prater (9) at Georgia, 2/2/2000; (9) vs. Boston College, 2/6/2000

Blocks:

4 Blocked Shots – Luke Kornet (4) at Alabama, 1/7/17

5 Blocked Shots – Luke Kornet (5) vs. Texas A&M, 2/16/2017

6 Blocked Shots – Luke Kornet (6) at Texas A&M, 3/5/2016

7 Blocked Shots – Luke Kornet (7) at Tennessee, 2/22/2017

10 Blocked Shots – Luke Kornet (10) vs. Auburn, 1/12/16

Steals:

4 Steals – Riley LaChance (4) at Saint Mary's, 3/18/15

5 Steals – Riley LaChance (5) vs. Penn, 12/22/2014

6 Steals – Dan Cage (6) vs. Furman, 11/28/2006

7 Steals – James Strong (8) vs. Morehead State, 11/24/1998

8 Steals – James Strong (8) vs. Morehead State, 11/24/1998

Minutes:

Played every minute – Rod Odom vs. Florida, 2/25/14

Played over 40 minutes – Matthew Fisher-Davis (41), Riley LaChance (40) at Arkansas, 1/5/2016

All 5 starters played 40 minutes – Steve Tchiengang (40), Brad Tinsley (40), Lance Goulbourne (41), Jeffery Taylor (41), and John Jenkins (41), at Louisville, 12/2/2011

Fouls:

Technical Foul – Jeff Roberson, at Missouri, 2/11/2017

Fouled Out – Nolan Cressler, at Kentucky, 2/28/2017

Two Players Fouled Out – Joe Toye and Matthew Fisher-Davis, vs. Arkansas, 1/24/2017

Three Players Fouled Out – Damian Jones, Jeff Roberson, Wade Baldwin IV at Ole Miss, 2/6/2016

TEAM

Started the game with Opponent Technical Foul – Furman bench, 12/22/2008

Scored 95 or more points – 102 vs. Detroit, 12/2/15 (W, 102-52)

Scored 100 or more points – 102 vs. Detroit, 12/2/2015 (W, 102-52)

Scored 100 or more points (SEC game) – 102 at Ole Miss, 2/16/2012 (W, 102-76)

Scored 110 or more points – 113 vs. Alabama A&M 12/30/1998 (W, 113-71)

Scored 110 or more points (SEC game) – 111 vs. Alabama 2/21/1972 (W, 111-91)

Scored 120 or more points – 130 vs. Ole Miss 12/22/1970 (W, 130-112)

Scored 120 or more points (SEC game) – 130 vs. Ole Miss 12/22/1970 (W, 130-112)

Scored 130 or more points – 130 vs. Ole Miss 12/22/1970 (W, 130-112)

Scored Less than 50 points – 48 at Middle Tennessee (L, 48-71), 12/8/2016

Scored Less than 40 points – 38 at Tennessee (L, 76-38), 3/1/2014

Scored 20 or less points in half – 18 (1st half), 20 (2nd half) at Tennessee, 3/1/14, (L, 76-38)

Scored 90+ points in three consecutive games – 95 vs. Bradley, 11/24/2007 (W, 95-86); 91 vs. South Alabama, 11/29/2007 (W, 91-88); vs. Georgia Tech, 12/1/2007 (W, 92-79)

Allowed 90 or more points – 95, vs. Marquette, 11/11/2016 (L, 95-71)

Allowed 100 or more points – 106, Kentucky, 3/5/2003 (L, 44-106)

Allowed Less than 50 points – 48, vs. Miss. State, 2/25/2017 (W, 77-48)

Allowed 40 or Less points – 31, at Mississippi State, 2/23/2013 (W, 72-31)



THE LAST TIME...

Shot 60% or better – .609 vs. Tenn. St., 11/23/14 (W, 78-46)
Shot 60% or better from three – .643 vs. Purdue, 12/13/14 (W, 81-71)
Shot over 67% FG – .679 vs. TSU, 12/19/2009 (W, 84-71)
Shot 50% or better – .522 at Arkansas, 2/7/2017
Shot lower than 30% – .224 at Florida 3/1/2014 (L, 76-38)
Allowed 60% shooting – .612 at Florida, 2/21/2009 (L, 68-82)
Scored 100 points in two consecutive games – 111 vs. North Alabama 12/20/1980 (W, 111-79) and 111 vs. Memphis 12/23/1980 (W, 111-96)
Scored 100 points in three consecutive games – Never
Scored 100 points in Consecutive SEC games – 104 vs. LSU 2/19/1972 (W, 104-83) and 111 vs. Alabama 2/21/1972 (W, 111-91)
Won game by 70 points or more – 71 vs. Union (Tenn.) (W, 95-24), 1911-12
Won game by 60 points or more – 71 vs. Union (Tenn.) (W, 95-24), 1911-12
Won game by 50 points or more – 50 vs. Detroit (W, 102-52) 12/2/2015
Lost by 25 or More Points – at Tennessee, 3/1/2014 (L, 76-38)
Game decided by one point – vs. Arkansas, 1/24/2017 (L, 71-70)
Two consecutive games decided by one point – at South Carolina (L, 70-71) 1/7/1998 and Tennessee (W, 80-79) 1/10/1998
Three consecutive games decided by one point – Never
Shot 90% or Better from Free Throw Line (min. 10 att.) – 92.3% at Georgia (12-13) 1/21/2017
Shot less than 50% from Free Throw Line – 46.9% vs. Morgan State (15-32) 11/23/13
Shot less than 20% from 3PT – 15.8 (3-19) vs. Wichita State 3/15/16 (L, 70-50)
Attempted 30 FT – 32 (22-32) vs. South Carolina, 2/18/2017
Attempted 35 FT – 39 (29-39) at Tennessee, 1/20/2016
Attempted 40 FT – 42 (29-42) vs. Florida, 2/3/2015
Attempted five or less FT – 3 at Texas A&M, 1/31/2017
Made 30 FT – 38, vs. Western Carolina, 12/16/14
Made 15 3FG – 16 vs. LSU, 12/29/2016
Won an Overtime Game – vs. Stony Brook 11/19/15 (W, 79-72)
Lost an Overtime Game – at Arkansas, 1/5/2016 (L, 85-90)
Played Two Overtimes – vs. Yale 1/3/15 (W, 79-74)
Played Three Overtimes – at Ole Miss 2/17/1982 (L, 51-48)
Played Four Overtimes – at Ole Miss 2/17/1982 (L, 51-48)
Played consecutive games that went to overtime – vs. Xavier 11/28/2011 (L, 82-70) and at Louisville, 12/2/2011 (L, 62-60)
Had 20 Turnovers – 26 at Arkansas, 1/5/2016
Had fewer than 10 Turnovers in two straight games – vs. Kentucky (7) 1/10/2017, vs. Tennessee (9) 1/14/2017
Had 10 Blocks – 10, vs. Auburn, 1/12/2016

OPPONENT - INDIVIDUALS

Scoring:
Scored 25 points – Malik Monk (27) at Kentucky, 2/28/2017
Scored 30 points – Jamal Murray (33) vs. Kentucky, 2/27/16
Scored 35 points – Jared Brownridge (36), Santa Clara, 11/25/2016
Scored 40 points – Morris Almond (44), Rice, 1/3/2007
Two Players Had 20 Points – Anthlon Bell (26), Moses Kingsley (25) at Arkansas, 1/5/16
Five Players Scored in Double Figures Deandre Burnett (17), Terence Davis (17), Breein Tyree (11), Justas Furmanavicius (11), Sebastian Saiz (10), vs. Ole Miss, 2/4/2017
Six Players Scored in Double Figures – Bam Doyno (22), Dwayne Curtis (12), Todd Abernethy (11), Clarence Sanders (11), Polynice (10) and Williams (10), vs. Ole Miss, 1/27/2007
Four Players with 15 or more points – Erik Daniels (20), Marquis Estill (17), Kelenna Azubuike (16) and Gerald Fitch (15) vs. Kentucky, 3/5/2003

Double-Doubles:
Double-Double – Grant Williams (11 points, 10 rebounds), at Tennessee, 2/22/2017
Triple-Double – Sam Muldrow (16 points, 14 rebounds and 10 blocks) at South Carolina, 1/8/2010
20-10 game – Ryan Rosburg (24 points, 11 rebounds), vs. Missouri, 2/10/2016
30-10 game – Ben Simmons (36 points, 14 rebounds), LSU, 1/2/2016

Double-Double in Points and Rebounds – Grant Williams (11 points, 10 rebounds), at Tennessee, 2/22/2017
Double-Double in Points and Assists – Nick Calathes (15 points, 10 assists) at Florida, 1/27/2008
Two players record double-doubles – Prince Ibeh (13 points, 11 rebounds), Kerwin Roach, Jr. (15 points, 11 rebounds), at Texas, 1/30/2016

Field Goals:
Made 10 FG in a game – Dusty Hannahs (10) at Arkansas, 2/7/2017
Made 11 FG in a game – Tyler Davis (11), vs. Texas A&M, 2/16/2017
Made 12 FG in a game – Jamal Murray, vs. Kentucky (12), 2/27/16
Made 13 FG in a game – Bobby Portis, at Arkansas (13), 1/10/15
Attempted 15 FG in a game – Sindarius Thornwell (15), South Carolina, 2/18/2017
Attempted 16 FG in a game – Armani Moore (16), Tennessee, 3/1/2016
Attempted 17 FG in a game – Monte Morris (17), vs. Iowa State, 1/28/2017
Attempted 18 FG in a game – Tyler Davis (18) vs. Texas A&M, 2/16/2017
Attempted 19 FG in a game – Dusty Hannahs (19) at Arkansas, 2/7/2017
Attempted 20 FG in a game – Jamal Murray, vs. Kentucky (20), 2/27/16
Attempted 25 FG in a game – Malik Monk (21) at Kentucky, 2/28/2017

Three-Pointers:

Made 5 3-pointers in a game – Jordan Barnett (5) at Missouri, 2/11/17
Made 6 3-pointers in a game – Jamal Murray, vs. Kentucky (6), 2/27/16
Made 7 3-pointers in a game – Chandler Parsons (7) vs. Florida, 1/25/2009
Made 8 3-pointers in a game – Brian Sullivan (8) vs. Miami (OH), 1/2/2012
Attempted 10 3-pointers in a game – KeVaughn Allen (12), at Florida, 1/21/17

Free Throws:
Made 10 FT in a game – Miles Bowman, Jr. (10) vs. High Point, 12/6/2016
Made 16 FT in a game – Ben Simmons (16), LSU, 1/2/2016
Made 17 FT in a game – Morris Almond (17) at Rice, 1/3/2007

Attempted 10 FT in a game – Edrice Adebayo (10), Malik Monk (10) at Kentucky, 2/28/2017
Attempted 13 FT in a game – Jared Brownridge (13) vs. Santa Clara, 11/25/16
Attempted 14 FT in a game – Johnny O'Bryant III, (14) at LSU, 1/18/14
Attempted 15 FT in a game – Ben Simmons (19), LSU, 1/2/2016

Rebounds:

10 Rebounds in a game – Grant Williams (10), at Tennessee, 2/22/2017
15 Rebounds in a game – Sebastian Saiz (16), vs. Ole Miss, 2/4/2017
18 Rebounds in a game – Daniel Northern (18) vs. Tennessee Tech, 12/20/2008
19 Rebounds in a game – Omar Samhan (19) at St. Mary's, 11/20/2009
20 Rebounds in a game – Roy Rogers (20) at Alabama, 1/3/1996

Assists

8 Assists – Alex Caruso (8) at Texas A&M, 3/5/16
9 Assists – John Wall (9) at Kentucky, 1/30/2010
10 Assists – Alex Caruso (10) at Texas A&M, 1/31/2015
11 Assists – Dee Bost (11) vs. Mississippi State, 3/11/2011
12 Assists – G.G. Smith (12) vs. Georgia, 2/3/1999

Blocks:

4 Blocked Shots – Grant Williams (4), vs. Tennessee, 1/14/2017
5 Blocked Shots – Karl-Anthony Towns (7), at Kentucky, 1/20/15
6 Blocked Shots – Reggie Lynch (6), vs. Minnesota, 12/3/16
7 Blocked Shots – A.J. Hammons (7), at Purdue, 12/22/15
8 Blocked Shots – Jarvis Varnado (9) vs. Mississippi State, 2/3/2010
10 Blocked Shots – Sam Muldrow (10) at South Carolina, 1/8/2011

Steals:

5 Steals – Devon Baukman (5) vs. Tennessee, 3/10/2016
6 Steals – Jajuan Johnson (6) vs. Marquette, 11/11/2016

7 Steals – Aaron Lucas (7) at South Carolina, 1/19/2002
8 Steals – Steve Wojciechowski (8) at Duke, 11/22/1996
Two players with 3 steals – Bobby Portis (4), Rashad Madden (3) at Arkansas, 1/10/15

Minutes:
Played every minute – Admon Gilder vs. Texas A&M, 2/16/2017
Played over 40 minutes – Carson Puriefory (44), vs. Stony Brook, 11/19/15

Fouls:

Technical Foul – Kentucky team, 2/28/2017
Fouled Out – Monte Morris, vs. Iowa State, 1/28/2017
Three Players Fouled Out – Donte' Williams, Nemanja Djuristic, John Florvce vs. Georgia, 1/14/2012

OPPONENT - TEAM

Scored 90 or more points at Memorial Gym – 90 vs. LSU, 1/2/16 (LSU 90, Vanderbilt 85)
Scored 100 or more points – 106 at Kentucky 3/5/2003 (L, 44-106)
Scored 110 or more points – 120 vs. Kentucky 2/7/1996 (L, 81-120)
Scored 120 or more points – 120 vs. Kentucky 2/7/1996 (L, 81-120)
Scored 130 or more points – Never
Scored Less than 50 points – 48 vs. Miss. State, 2/25/17 (W, 77-48)
Scored Less than 40 points – 31 at Mississippi State, 2/23/2013 (W, 72-31)
Shot 50% or Better – .586 vs. Tennessee, 1/14/2017 (L, 75-87))
Shot 60% or Better – .612 at Florida (UF 82, VU 68), 2/21/2009
Shot 60% or Better from 3PT – .800 (12-15), vs. High Point, 12/6/2016
Shot less than 30% FG – .290 (18-62), at Tennessee, 2/22/2017 (W, 67-56)
Shot less than 15% from 3PT – .111 (1-9), vs. South Carolina, 2/18/2017 (W, 71-62)
Held Opponent Without a 3-Pointer – vs. Nebraska, 11/18/10 (W, 59-49)
Shot 90% or Better from Free Throw Line – 91.3, at Georgia (23-25), 1/27/2015
Shot less than 50% from Free Throw Line – 46.7, vs. Minnesota, 12/3/2016 (L, 52-56)
Attempted 30 FT – 33 vs. Ole Miss, 2/4/17
Attempted 40 FT – 42 at Mississippi State, 2/12/2007
Attempted 45 or More FT – 49 at South Carolina, 1/28/2009
Attempted five or less FT – 1 vs. Miami (OH), 1/2/2012
Made 30 FT – 32, at South Carolina, 1/28/2009
Made 0 FT – Georgia, 1/14/2009
Made 12 3PT – 12, vs. High Point, 12/6/2016
Made 15 3PT – 15, vs. Florida, 1/25/2009
Attempted 30 or more 3PT – 41 vs. Belmont, 11/15/16
Had 20 Turnovers – 20 vs. MTSU, 12/21/2012





DJERY BAPTISTE

12

R-Freshman, Center
6'10" 240 lbs.
Gonaives, Haiti
Prestonwood Christian HS

SEASON HIGHS

Points: 8, 2x, last vs. Miss. St. (2/25/17)
FG Made: 3, 2x, last vs. Miss. St. (2/25/17)
FG Atts: 5, 2x, last vs. Bucknell (11/21/16)
3FG Made:
3FG Atts:
FT Made: 3, vs. Norfolk St. (11/18/16)
FT Atts: 6, vs. Norfolk St. (11/18/16)
Rebounds: 7, vs. Norfolk St. (11/18/16)
Assists: 1, at Dayton (12/21/16)
Turnovers: 2, 4x, last vs. Miss. St. (2/25/17)
Blocks: 3, vs. Norfolk St. (11/18/16)
Steals: 1, 4x, last vs. Miss. St. (2/25/17)
Minutes: 18, vs. Norfolk St. (11/18/16)

CAREER HIGHS

Points: 8, 2x, last vs. Miss. St. (2/25/17)
FG Made: 3, 2x, last vs. Miss. St. (2/25/17)
FG Atts: 5, 2x, last vs. Bucknell (11/21/16)
3FG Made:
3FG Atts:
FT Made: 3, vs. Norfolk St. (11/18/16)
FT Atts: 6, vs. Norfolk St. (11/18/16)
Rebounds: 7, vs. Norfolk St. (11/18/16)
Assists: 1, at Dayton (12/21/16)
Turnovers: 2, 4x, last vs. Miss. St. (2/25/17)
Blocks: 3, vs. Norfolk St. (11/18/16)
Steals: 1, 4x, last vs. Miss. St. (2/25/17)
Minutes: 18, vs. Norfolk St. (11/18/16)

MISCELLANEOUS

BAPTISTE NOTEBOOK

- ✪ Tied a career high with eight points in win over Miss. State.
- ✪ Made first career-start vs. Butler.
- ✪ Tallied career-high eight points and three rebounds vs. Belmont; had 7 points and 7 rebounds vs. Norfolk St.
- ✪ Redshirted the 2015-16 season.
- ✪ Signed with the Commodores in November of 2014...Chose the Commodores over UConn, SMU, Oregon, and USC, and was ranked the eighth-best player in the state of Texas according to ESPN.
- ✪ Originally from Haiti, Baptiste is one of the most physically impressive prospects in the 2015 class. He speaks four languages and hopes to one day be a diplomat in his native country.
- ✪ Attended the Prestonwood Christian Academy in Plano, Texas, where he averaged 10 points, 10 rebounds, three blocks, two assists, and one steal in his senior season...Helped lead his Lion teams to four consecutive state championships...Named his team's Defensive Player of the Year in his senior season.
- ✪ Djery Jean Baptiste...November 12, 1995...Son of Hebert Jean Baptiste and Wislonde Destin...Plans to major in Public Policy and Linguistics...Recipient of the Myer Family Men's Basketball Scholarship...Advice to youngsters: "Seek God."

BAPTISTE GAME-BY-GAME (FRESHMAN)

Opponent	M	FG-A	3P-A	FT-A	Reb	PF	A	T	B	S	PTS
N11 vs. Marquette	9	0-1	0-0	1-2	1	4	0	0	1	1	1
N15 Belmont	11	3-5	0-0	2-2	3	4	0	2	0	0	8
N18 Norfolk State	18	2-4	0-0	3-6	7	3	0	2	3	1	7
N21 Bucknell	13	1-5	0-0	0-0	5	1	0	0	1	0	2
N24 vs. Butler*	17	1-3	0-0	0-0	2	3	0	2	0	0	2
N25 vs. Santa Clara	10	2-2	0-0	0-0	0	3	0	0	0	0	4
N29 Tennessee State	11	2-2	0-0	0-0	3	2	0	1	1	0	4
D3 vs. Minnesota	8	1-1	0-0	0-0	2	1	0	0	0	0	2
D6 High Point	14	0-0	0-0	0-0	1	2	0	1	0	0	0
D8 @M. Tennessee	3	0-0	0-0	0-0	0	0	0	0	0	0	0
D17 Chattanooga	5	2-2	0-0	0-0	2	1	0	1	0	0	4
D21 @Dayton	6	0-2	0-0	0-0	1	2	1	0	1	0	0
D29 @LSU	9	0-1	0-0	0-0	1	2	0	0	0	0	0
J4 Auburn	7	0-1	0-0	0-0	1	1	0	0	0	0	0
J7 @Alabama	5	0-0	0-0	0-0	0	2	0	0	0	1	0
J10 Kentucky	6	0-0	0-0	0-2	1	4	0	1	0	0	0
J14 Tennessee	2	0-0	0-0	2-2	1	0	0	0	0	0	2
J17 @ Georgia	10	0-1	0-0	0-0	4	1	0	0	0	0	0
J21 @Florida	7	0-2	0-0	0-0	3	1	0	0	0	0	0
J24 Arkansas	5	1-1	0-0	1-1	2	2	0	3	1	0	3
J28 Iowa State	6	0-1	0-0	0-0	2	0	0	2	0	0	6
J31 @Texas A&M	4	0-0	0-0	0-0	0	0	0	0	0	0	0
F4 Ole Miss	4	0-0	0-0	0-0	3	2	0	0	1	0	0
F7 @Arkansas	6	2-2	0-0	0-0	3	0	0	0	0	0	4
F11 @Missouri	7	1-1	0-0	0-0	0	2	0	0	0	0	2
F16 Texas A&M	9	1-1	0-0	0-0	2	2	0	0	0	0	2
F18 South Carolina	8	1-1	0-0	0-1	3	3	0	1	1	0	2
F22 @Tennessee	7	0-1	0-0	0-0	3	2	0	0	0	0	0
F25 Mississippi State	15	3-3	0-0	2-2	2	2	0	2	2	1	8
F28 @Kentucky	4	0-0	0-0	0-0	0	2	0	2	0	0	0

Baptiste's Overall Statistics at Vanderbilt

Year	GP	GS	Min	Avg	FG	FGA	Pct	3FG	3FGA	Pct	FT	FTA	Pct	Off	Def	Tot	Avg	PF	FO	Ast	TO	Blk	Stl	Pts	Avg
2016-17	30	1	246	8.2	23	43	.535	0	0	.000	11	18	.611	22	36	58	1.9	54	0	1	20	12	4	57	1.9
TOTAL	30	1	246	8.2	23	43	.535	0	0	.000	11	18	.611	22	36	58	1.9	54	0	1	20	12	4	57	1.9

Baptiste's SEC Statistics at Vanderbilt

Year	GP	GS	Min	Avg	FG	FGA	Pct	3FG	3FGA	Pct	FT	FTA	Pct	Off	Def	Tot	Avg	PF	FO	Ast	TO	Blk	Stl	Pts	Avg
2016-17	17	0	115	6.8	9	15	.600	0	0	.000	5	8	.625	11	18	29	1.7	28	0	0	9	5	2	23	1.4
TOTAL	17	0	115	6.8	9	15	.600	0	0	.000	5	8	.625	11	18	29	1.7	28	0	0	9	5	2	23	1.4



CLEVON BROWN

15

Freshman, Forward
6'8" 219 lbs.
San Antonio, Texas
Churchill HS

SEASON HIGHS

- Points:** 8, at Missouri (2/11/17)
- FG Made:** 3, 3x, last at Missouri (2/11/17)
- FG Atts:** 6, last at Texas A&M (1/31/17)
- 3FG Made:** 2, 2x, last at Missouri (2/11/17)
- 3FG Atts:** 3, 2x, at Missouri (2/11/17)
- FT Made:** 2, vs. Texas A&M (2/16/17)
- FT Atts:** 4, vs. Texas A&M (2/16/17)
- Rebounds:** 6, at Missouri (2/11/17)
- Assists:** 1, 2x, last at Florida (1/21/17)
- Turnovers:** 3, vs. South Carolina (2/18/17)
- Blocks:** 3, vs. South Carolina (2/18/17)
- Steals:**
- Minutes:** 17, at M. Tennessee (12/8/16)

CAREER HIGHS

- Points:** 8, at Missouri (2/11/17)
- FG Made:** 3, 3x, last at Missouri (2/11/17)
- FG Atts:** 6, last at Texas A&M (1/31/17)
- 3FG Made:** 2, 2x, last at Missouri (2/11/17)
- 3FG Atts:** 3, 2x, at Missouri (2/11/17)
- FT Made:** 2, vs. Texas A&M (2/16/17)
- FT Atts:** 4, vs. Texas A&M (2/16/17)
- Rebounds:** 6, at Missouri (2/11/17)
- Assists:** 1, 2x, last at Florida (1/21/17)
- Turnovers:** 3, vs. South Carolina (2/18/17)
- Blocks:** 3, vs. South Carolina (2/18/17)
- Steals:**
- Minutes:** 17, at M. Tennessee (12/8/16)

MISCELLANEOUS

BROWN NOTEBOOK

- ✪ Blocked career-high three shots vs. South Carolina.
- ✪ Had career-high eight points, six rebounds, and two blocks at Missouri.
- ✪ Tied a then-career high with six points at Texas A&M. Grabbed a career-high five rebounds against the Aggies.
- ✪ Signed with the Commodores in November of 2015.
- ✪ Made career debut vs. Marquette, scored five points against Golden Eagles; scored career-high six points vs. Norfolk State.
- ✪ Was ranked as the 9th-best player in the state of Texas by Texas Hoops, and the 126th-ranked player nationally by Rivals.com.
- ✪ As a junior, he averaged 16.8 points, 9.4 rebounds, and 3.2 blocks per game and was named to the District 26-6A first team, while also claiming all-tournament honors at the Northside ISD and Georgetown tournaments.
- ✪ Ranked as the 26th-ranked power forward in the country by Scout.com, he also received offers from Texas, Illinois, Notre Dame, and Auburn.

BROWN GAME-BY-GAME (FRESHMAN)

Opponent	M	FG-A	3P-A	FT-A	Reb	PF	A	T	B	S	PTS
N11 vs. Marquette	13	2-2	1-1	0-0	2	1	0	1	1	0	5
N15 Belmont	5	0-0	0-0	0-0	0	1	0	0	1	0	0
N18 Norfolk State	16	2-4	1-3	1-1	3	1	0	0	1	0	6
N21 Bucknell	2	0-0	0-0	0-0	1	0	0	1	0	0	0
N24 vs. Butler	16	2-4	2-2	0-0	4	2	0	1	0	0	6
N25 vs. Santa Clara	8	0-3	0-2	0-0	3	0	0	0	0	0	0
N29 Tennessee State	10	0-3	0-2	0-0	2	1	0	2	0	0	0
D3 vs. Minnesota	3	0-1	0-1	0-0	0	3	0	0	0	0	0
D6 High Point	11	1-2	1-2	0-0	0	2	0	1	1	0	3
D8 @ M. Tennessee	17	3-4	0-0	0-0	4	1	1	0	1	0	6
D17 Chattanooga	5	0-0	0-0	1-2	1	1	0	1	0	0	1
D21 @ Dayton	3	0-0	0-0	0-0	2	1	0	0	0	0	0
D29 @ LSU	DNP										
J4 Auburn	8	0-0	0-0	0-0	1	0	0	0	1	0	0
J7 @ Alabama	3	0-0	0-0	0-0	0	0	0	0	0	0	0
J10 Kentucky	2	0-0	0-0	0-0	0	1	0	0	0	0	0
J14 Tennessee	0+	0-0	0-0	0-0	0	0	0	0	0	0	0
J17 @ Georgia	9	0-2	0-2	0-0	1	1	0	0	0	0	0
J21 @Florida	2	0-0	0-0	0-0	0	0	1	1	1	0	0
J24 Arkansas	3	0-0	0-0	0-0	1	0	0	0	0	0	0
J28 Iowa State	3	0-0	0-0	0-0	0	0	0	0	0	0	3
J31 @ Texas A&M	15	3-6	0-2	0-0	5	2	0	0	1	0	6
F4 Ole Miss	5	0-1	0-1	0-0	2	1	0	0	0	0	0
F7 @ Arkansas	4	0-0	0-0	0-0	0	1	1	0	0	0	0
F11 @ Missouri	15	3-4	2-3	0-0	6	2	0	0	2	0	8
F16 Texas A&M	14	1-4	0-0	2-4	2	1	0	1	0	0	4
F18 South Carolina	13	1-2	0-0	1-3	4	3	0	3	3	0	3
F22 @ Tennessee	6	0-1	0-1	0-0	0	1	0	0	1	0	0
F25 Mississippi State	13	2-3	1-2	0-0	1	3	0	2	0	0	5
F28 @ Kentucky	4	0-0	0-0	0-0	0	2	0	0	0	0	0

Brown's Overall Statistics at Vanderbilt

Year	GP	GS	Min	Avg	FG	FGA	Pct	3FG	3FGA	Pct	FT	FTA	Pct	Off	Def	Tot	Avg	PF	FO	Ast	TO	Blk	Stl	Pts	Avg
2016-17	29	0	228	7.9	20	46	.435	8	24	.333	5	10	.500	15	30	45	1.6	31	0	3	14	14	0	53	1.8
TOTAL	29	0	228	7.9	20	46	.435	8	24	.333	5	10	.500	15	30	45	1.6	31	0	3	14	14	0	53	1.8

Brown's SEC Statistics at Vanderbilt

Year	GP	GS	Min	Avg	FG	FGA	Pct	3FG	3FGA	Pct	FT	FTA	Pct	Off	Def	Tot	Avg	PF	FO	Ast	TO	Blk	Stl	Pts	Avg
2016-17	16	0	116	7.3	10	23	.435	3	11	.273	3	7	.429	8	15	23	1.4	17	0	2	7	9	0	26	1.6
TOTAL	16	0	116	7.3	10	23	.435	3	11	.273	3	7	.429	8	15	23	1.4	17	0	2	7	9	0	26	1.6





NOLAN CRESSLER

24

RS Senior, Guard
6'4" 210 lbs.
Pittsburgh, Pa.
Cornell/Plum HS

SEASON HIGHS

- Points:** 20, vs. Iowa State (1/28/17)
- FG Made:** 8, vs. Iowa State (1/28/17)
- FG Atts:** 10, vs. Iowa State (1/28/17)
- 3FG Made:** 4, vs. Iowa State (1/28/17)
- 3FG Atts:** 4, 4x, last at Texas A&M (1/31/17)
- FT Made:** 4, vs. Minnesota (12/3/16)
- FT Atts:** 5, vs. Minnesota (12/3/16)
- Rebounds:** 9, vs. Marquette (11/11/16)
- Assists:** 5, vs. High Point (12/6/16)
- Turnovers:** 3, 3x, last at Georgia (1/17/17)
- Blocks:**
- Steals:** 3, vs. High Point (12/6/16)
- Minutes:** 35, at Arkansas (2/7/17)

CAREER HIGHS

- Points:** 34, vs. Brown (2/22/14)
- FG Made:** 11, vs. Siena (11/22/13)
- FG Atts:** 22, vs. Penn (3/8/14)
- 3FG Made:** 6, vs. Brown (2/22/14)
- 3FG Atts:** 13, at W. Michigan (11/29/13)
- FT Made:** 10, 2x, last vs. Brown (2/22/14)
- FT Atts:** 14, vs. Brown (2/22/14)
- Rebounds:** 9, 3x, last vs. Marquette (11/11/16)
- Assists:** 5, vs. High Point (12/6/16)
- Turnovers:** 4, 4x, last vs. Princeton (3/7/14)
- Blocks:** 1, 5x, last vs. Wichita St. (3/15/16)
- Steals:** 3, 2x, last vs. High Point (12/6/16)
- Minutes:** 37, 4x, last vs. Brown (2/22/14)

MISCELLANEOUS

	2016-17	Career
Double-Digit Pts.	12	53
20+ Points	1	12
5+ threes	-	5

CRESSLER NOTEBOOK

- ☛ Led team with 13 points in win at Arkansas - played a season-high 35 minutes; also scored 13 points in win over South Carolina.
- ☛ Scored 20 points vs. Iowa State, his most as a Commodore after transferring from Cornell.
- ☛ Eclipsed 1,000 point barrier in his career with 10 points against Tennessee in Nashville.
- ☛ Scored in double figures in 12 games this year - scored 11 points in win at Tennessee.
- ☛ Tied career high with nine rebounds vs. Marquette.
- ☛ Posted six games in double figures in 2015-16. Scored season-high 14 points vs. Detroit on season-best six made field goals.
- ☛ Tied season high with 14 points at Ole Miss in only 13 minutes of action.
- ☛ Scored 11 points vs. Tennessee in only 12 minutes.
- ☛ Tallied 10 points vs. St. John's in Maui.
- ☛ 6'4 guard who transferred to Vanderbilt from Cornell in the summer of 2014.
- ☛ Averaged 16.8 points, 4.2 rebounds, and 1.6 assists in his sophomore season with the Big Red...Named an honorable-mention All-Ivy selection as a sophomore...Has two years of eligibility remaining after sitting out the 2014-15 season.
- ☛ Led the team in scoring with 16.8 points per game with the Big Red.
- ☛ Also averaged 4.2 rebounds, and 1.6 assists per contest.
- ☛ Scored a career-high 34 points against Brown..His 469 points ranked 14th in a single season at Cornell, while his 68 3-pointers sits 11th... He shot 41 percent from the floor and 36 percent from 3-point range while adding 4.2 rebounds and 1.6 assists per contest.
- ☛ Scored 27 points, including five 3-pointers, at 2013 MAC champion Western Michigan, and notched 25 points on 11-of-19 shooting vs. Siena, adding three rebounds and two assists.
- ☛ Opened the 2013-14 season with a bang, scoring a career-best 23 points in the season opener at Syracuse, including 20 in the first half.

CRESSLER GAME-BY-GAME (SENIOR)

Opponent	M	FG-A	3P-A	FT-A	Reb	PF	A	T	B	S	PTS
N11 vs. Marquette*	19	3-8	1-1	0-0	9	1	1	3	0	0	7
N15 Belmont*	28	2-5	1-2	0-0	5	3	3	0	0	1	5
N18 Norfolk State*	15	1-5	1-3	0-0	3	2	1	0	0	0	3
N21 Bucknell*	22	4-7	0-2	0-0	1	1	1	1	0	0	8
N24 vs. Butler	18	3-5	1-2	1-1	3	5	0	2	0	2	8
N25 vs. Santa Clara	12	1-3	1-1	0-0	3	1	0	0	0	0	3
N29 Tennessee State	19	2-2	1-1	0-0	5	1	1	2	0	0	5
D3 vs. Minnesota	18	1-3	0-0	4-5	4	2	0	0	0	1	6
D6 High Point	22	4-7	2-3	0-0	4	1	5	3	0	3	10
D8 @ M. Tennessee	26	1-4	0-1	1-2	2	3	1	0	0	1	3
D17 Chattanooga	14	0-1	0-1	0-0	0	1	1	1	0	0	0
D21 @ Dayton	18	5-9	1-3	0-0	6	2	1	1	0	0	11
D29 @ LSU	23	4-4	1-1	1-2	3	1	2	1	0	1	10
J4 Auburn	14	3-3	2-2	0-0	1	0	0	0	0	0	8
J7 @ Alabama	25	4-6	2-4	0-0	4	1	0	0	0	1	10
J10 Kentucky	29	1-6	0-2	0-0	4	1	2	0	0	0	2
J14 Tennessee	29	4-8	0-1	2-2	1	2	3	0	0	1	10
J17 @ Georgia*	30	5-9	1-4	0-0	6	4	4	3	0	1	11
J21 @ Florida*	23	4-6	0-2	2-2	4	2	2	2	0	0	10
J24 Arkansas*	21	1-5	0-3	0-0	4	1	2	2	0	0	6
J28 Iowa State*	29	8-10	4-4	0-0	5	1	4	0	0	0	20
J31 @ Texas A&M*	24	4-8	2-4	0-0	5	0	2	1	0	1	10
F4 Ole Miss*	20	3-5	2-4	0-2	4	4	1	3	0	0	8
F7 @ Arkansas*	35	5-7	2-2	1-1	8	1	2	4	0	0	13
F11 @ Missouri*	30	3-3	1-1	1-2	1	4	2	2	0	0	8
F16 Texas A&M*	22	2-6	1-4	0-0	4	1	4	1	0	1	5
F18 South Carolina*	26	5-9	1-3	2-3	4	2	1	0	0	0	13
F22 @ Tennessee*	32	4-6	3-4	0-1	5	2	2	1	0	0	11
F25 Mississippi State*	23	2-7	0-3	0-0	7	1	4	1	0	0	4
F28 @ Kentucky*	30	4-7	1-2	0-2	5	5	2	3	0	2	9

Cressler's Overall Statistics

Year	GP	GS	Min	Avg	FG	FGA	Pct	3FG	3FGA	Pct	FT	FTA	Pct	Off	Def	Tot	Avg	PF	FO	Ast	TO	Blk	Stl	Pts	Avg
2012-13*	31	12	717	23.1	99	232	.427	54	134	.403	36	47	.766	36	47	83	2.7	54	0	24	31	1	19	288	9.3
2013-14*	28	28	912	32.6	169	411	.411	68	187	.364	63	81	.778	63	81	144	5.1	78	3	45	59	2	14	469	16.8
2015-16	30	2	370	12.3	57	125	.456	17	62	.274	12	23	.522	10	55	65	2.2	41	1	23	21	3	3	143	4.8
2016-17	30	17	696	23.2	93	174	.534	32	70	.457	15	25	.600	26	94	120	4.0	56	2	54	37	0	17	233	7.8
VU TOTAL	60	19	1066	17.8	150	299	.502	49	132	.371	27	48	.563	36	149	185	3.1	97	3	77	58	3	20	376	6.3
All*	119	59	2695	22.6	418	942	.444	171	453	.377	126	176	.716	135	277	412	3.5	229	6	146	148	6	53	1133	9.5

* Statistics from prior team/school

Cressler's SEC Statistics at Vanderbilt

Year	GP	GS	Min	Avg	FG	FGA	Pct	3FG	3FGA	Pct	FT	FTA	Pct	Off	Def	Tot	Avg	PF	FO	Ast	TO	Blk	Stl	Pts	Avg
2015-16	15	0	144	9.6	24	55	.436	5	23	.217	9	17	.529	5	25	30	2.0	18	1	8	8	1	3	62	4.1
2016-17	17	12	436	25.6	58	105	.552	19	46	.413	9	17	.529	11	59	70	4.1	32	1	35	24	0	9	144	8.5
TOTAL	32	12	580	18.1	82	160	.513	24	69	.348	18	34	.529	16	84	100	3.1	50	2	43	32	1	12	206	6.4



MATTHEW FISHER-DAVIS

5

Junior, Guard
6'5" 185 lbs.
Charlotte, N.C.
Butler HS

SEASON HIGHS

- Points:** 33, vs. Auburn (1/4/17)
- FG Made:** 11, vs. Auburn (1/4/17)
- FG Atts:** 20, vs. Auburn (1/4/17)
- 3FG Made:** 7, vs. Auburn (1/4/17)
- 3FG Atts:** 14, vs. Auburn (1/4/17)
- FT Made:** 9, 3x, last vs. Kentucky (1/10/17)
- FT Atts:** 12, at LSU (12/29/16)
- Rebounds:** 7, 2x, last vs. vs. Auburn (1/4/17)
- Assists:** 4, vs. Minnesota (12/3/16)
- Turnovers:** 4, 3x, last vs. South Carolina (2/18/17)
- Blocks:** 2, vs. Arkansas (1/24/17)
- Steals:** 2, 2x, last vs. Auburn (1/4/17)
- Minutes:** 38, vs. Kentucky (1/10/17)

CAREER HIGHS

- Points:** 33, vs. Auburn (1/4/17)
- FG Made:** 11, vs. Auburn (1/4/17)
- FG Atts:** 20, vs. Auburn (1/4/17)
- 3FG Made:** 7, vs. Auburn (1/4/17)
- 3FG Atts:** 14, vs. Auburn (1/4/17)
- FT Made:** 9, 3x, last vs. Kentucky (1/10/17)
- FT Atts:** 12, at LSU (12/29/16)
- Rebounds:** 11, vs. Wofford (12/19/15)
- Assists:** 7, vs. Dayton (12/9/15)
- Turnovers:** 5, at Stanford (3/24/15)
- Blocks:** 4, vs. S. Dakota St. (3/20/15)
- Steals:** 3, vs. Gardner-Webb (11/16/15)
- Minutes:** 41, at Arkansas (1/5/16)

MISCELLANEOUS

	2016-17	Career
Double-Digit Pts.	21	49
3+ Threes	14	43
Double-Double	-	1

FISHER-DAVIS NOTEBOOK

- 🌀 Leads the team in scoring with 14.4 points per game, Fisher-Davis is fourth in 3FG% in all games (38.1%) and second in threes made (2.6).
- 🌀 Scored 20 or more points in eight career games, and has scored in double figures in 20 games this season.
- 🌀 Tallied a career-high 33 points vs. Auburn - made seven threes, first Commodore to make seven three's in a game since John Jenkins made seven against Lafayette on December 21, 2011.
- 🌀 Scored 25 points at Dayton. Made then season-high five threes vs. Flyers; tallied 23 points in win at LSU in SEC opener.
- 🌀 Started 28 games and played in 32 contests in 2015-16. Scored in double figures in 17 games in 2015-16. Made three or more threes in 17 games.
- 🌀 Finished the season first in the SEC in three-point field goal percentage at 44.6%.
- 🌀 Finished 2014-15 as the SEC's freshman leader in three-pointers made (2.1, 6th in conference) and was second in three-point percentage in all games (.401). In league games only, Fisher-Davis was fifth in threes made (2.2) and fourth in three-point percentage (.402).
- 🌀 Scored a career-high 18 points at Stanford in NIT Quarterfinals on a career-high six made threes.
- 🌀 6'5 guard considered one of best shooters in 2014 class...Shot 67.5% from the floor, 49.1% from three, and 96% from the free throw line in his senior season at Butler HS.
- 🌀 Averaged 22 points, 13 rebounds, five assists, two steals and two blocks per game as a senior, and was named the SW4A Player of the Year and as a member of the Charlotte Observer's All-Observer team.
- 🌀 Chose Vanderbilt over Texas, Georgia, Baylor, Kansas State, Virginia, Oklahoma State, Arkansas, Alabama, and Wake Forest.

FISHER-DAVIS GAME-BY-GAME (JUNIOR)

Opponent	M	FG-A	3P-A	FT-A	Reb	PF	A	T	B	S	PTS
N11 vs. Marquette*	22	4-10	2-5	2-2	0	0	1	4	0	0	12
N15 Belmont*	34	4-10	3-6	5-5	3	0	0	2	0	0	16
N18 Norfolk State*	27	5-12	4-9	4-4	3	3	2	0	1	1	18
N21 Bucknell*	36	7-12	4-7	5-7	2	2	0	2	0	1	23
N24 vs. Butler*	11	1-3	0-2	0-0	3	0	0	0	0	1	2
N25 vs. Santa Clara*	35	4-9	3-6	3-3	2	2	2	2	0	0	14
N29 Tennessee State*	29	6-10	2-5	8-11	5	2	1	2	0	2	22
D3 vs. Minnesota*	35	3-11	2-7	0-0	3	1	4	2	0	1	8
D6 High Point*	29	6-10	4-8	3-4	3	0	3	1	1	0	19
D8 @ M. Tennessee*	36	4-13	3-7	2-2	3	1	1	4	0	1	13
D17 Chattanooga*	37	4-14	1-7	9-9	7	3	2	2	0	0	18
D21 @ Dayton*	29	9-18	5-9	2-2	3	4	0	4	1	0	25
D29 @ LSU*	29	5-13	4-9	9-12	4	2	0	2	0	0	23
J4 Auburn*	33	11-20	7-14	4-7	7	1	2	2	0	2	33
J7 @ Alabama*	32	2-9	1-6	2-2	4	3	0	3	0	1	7
J10 Kentucky*	38	4-15	2-10	9-11	2	3	0	0	0	0	19
J14 Tennessee*	25	4-6	2-3	2-5	1	5	0	3	0	0	12
J17 @ Georgia	24	4-13	1-7	0-0	4	3	1	1	0	0	9
J21 @ Florida*	32	6-14	3-9	4-4	3	3	0	1	0	1	19
J24 Arkansas*	26	3-9	1-3	0-0	2	5	0	0	2	0	7
J28 Iowa State*	32	4-9	3-6	3-3	3	5	1	1	0	1	14
J31 @ Texas A&M*	32	5-11	2-5	0-0	2	1	1	1	0	1	12
F4 Ole Miss*	29	4-11	3-8	2-2	2	3	3	1	0	1	13
F7 @ Arkansas	DNP										
F11 @ Missouri	17	1-5	1-3	5-6	2	3	2	2	0	1	8
F16 Texas A&M	30	5-10	4-8	0-0	3	2	1	3	0	0	14
F18 South Carolina	22	5-11	3-8	4-4	5	0	0	4	0	1	17
F22 @ Tennessee	25	4-10	3-8	2-4	5	0	2	0	0	0	13
F25 Mississippi State	27	3-8	1-5	2-2	5	0	1	0	0	1	9
F28 @ Kentucky	18	0-4	0-4	0-0	2	4	3	1	1	0	0

Fisher-Davis' Overall Statistics at Vanderbilt

Year	GP	GS	Min	Avg	FG	FGA	Pct	3FG	3FGA	Pct	FT	FTA	Pct	Off	Def	Tot	Avg	PF	FO	Ast	TO	Blk	Stl	Pts	Avg
2014-15	34	11	777	22.9	80	228	.351	71	177	.401	15	21	.714	16	63	79	2.3	55	0	46	31	16	13	246	7.2
2015-16	32	28	877	27.4	102	236	.432	79	177	.446	27	36	.750	12	103	115	3.6	50	1	36	27	9	15	310	9.7
2016-17	29	22	831	28.7	127	310	.410	74	194	.381	91	111	.820	8	85	93	3.2	61	3	33	50	6	17	419	14.4
TOTAL	95	61	2485	26.2	309	774	.399	224	548	.409	133	168	.792	36	251	287	3.0	166	4	115	108	31	45	975	10.3

Fisher-Davis' SEC Statistics at Vanderbilt

Year	GP	GS	Min	Avg	FG	FGA	Pct	3FG	3FGA	Pct	FT	FTA	Pct	Off	Def	Tot	Avg	PF	FO	Ast	TO	Blk	Stl	Pts	Avg
2014-15	18	7	429	23.8	45	127	.354	39	97	.402	7	11	.636	9	36	45	2.5	27	0	26	17	7	7	136	7.6
2015-16	17	14	491	28.9	57	130	.438	44	101	.436	18	24	.750	5	48	53	3.1	26	1	21	15	4	7	176	10.4
2016-17	16	9	439	27.4	66	169	.391	38	110	.345	45	59	.763	3	50	53	3.3	38	2	16	24	3	9	215	13.4
TOTAL	51	30	1359	26.6	168	426	.394	121	308	.393	70	94	.745	17	134	151	3.0	91	3	63	56	14	23	527	10.3



LUKE KORNET

3

Senior, Forward
7'1" 250 lbs.
Lantana, Texas
Liberty Christian HS

SEASON HIGHS

- Points:** 21, 2x, last at Kentucky (2/28/17)
- FG Made:** 8, vs. Bucknell (11/21/16)
- FG Atts:** 18, vs. Minnesota (12/3/16)
- 3FG Made:** 4, 2x, last vs. Ole Miss (2/4/17)
- 3FG Atts:** 9, 4x, last at Missouri (2/11/17)
- FT Made:** 12, vs. Belmont (11/15/16)
- FT Atts:** 16, vs. Belmont (11/15/16)
- Rebounds:** 13, at Alabama (1/7/16)
- Assists:** 4, at Texas A&M (1/31/17)
- Turnovers:** 4, vs. Butler (11/24/16)
- Blocks:** 7, at Tennessee (2/22/17)
- Steals:** 2, 2x, last at LSU (12/29/16)
- Minutes:** 38, vs. Tennessee (1/14/17)

CAREER HIGHS

- Points:** 24, vs. Tennessee State (11/23/14)
- FG Made:** 10, vs. Tennessee State (11/23/14)
- FG Atts:** 18, vs. Minnesota (12/3/16)
- 3FG Made:** 5, at Tennessee (2/26/15)
- 3FG Atts:** 9, 4x, last at Missouri (2/11/17)
- FT Made:** 12, vs. Belmont (11/15/16)
- FT Atts:** 16, vs. Belmont (11/15/16)
- Rebounds:** 14, at Tennessee (1/20/16)
- Assists:** 4, 3x, last at Texas A&M (1/31/17)
- Turnovers:** 4, 3x, last vs. Butler (11/24/16)
- Blocks:** 10, vs. Auburn (1/12/16)
- Steals:** 3, vs. Miss. State (2/1/14)
- Minutes:** 38, vs. Tennessee (1/14/17)

MISCELLANEOUS

	2016-17	Career
Double-Digit Pts.	23	55
3+ Threes	7	15
4+ Blocks	4	18

KORNET NOTEBOOK

- ✪ Scored in double figures in 23 of 30 games this season; tied season high with 21 points at Kentucky.
- ✪ All-time NCAA career leader in three's made by a seven-footer with 146.
- ✪ Became Vanderbilt's 45th 1,000-point scorer with 11 points against Missouri.
- ✪ Named Vanderbilt's fifth Academic All-American - named to 2017 second team.
- ✪ Made a game-winning three vs. Chattanooga on Dec. 17; was season-best 3-6 from three.
- ✪ Played in 28 games and made 25 starts in 2015-16. Averaged 8.9 points and 7.3 rebounds per game. Named to All-SEC Defensive Team. Scored in double figures in 11 games and had four or more blocks in 12 contests as a junior. Scored a season-high 20 points at Ole Miss. Made season-high four threes in win over Texas A&M in Nashville.
- ✪ 3rd in the nation in blocked shots in 2015-16, averaging 3.0 blocks per game.
- ✪ In a single season, Kornet's 84 blocks ranked second in program history, and his 3.0 average was the best in a single season.
- ✪ Notched the program's second triple double with 11 points, 11 rebounds, and 10 blocks vs. Auburn. It was the program's first triple-double with blocks. Brad Tinsley had the other triple double when he registered 11 points, 10 rebounds, and 10 assists in a win over Presbyterian on November 12, 2010.
- ✪ The 10 blocks set a new Vanderbilt program single-game record - the previous best was seven by Will Perdue (vs. East Carolina, 12/28/87), Festus Ezeli (at Georgia, 2/16/11) and Damian Jones (at South Carolina, 2/13/14).
- ✪ Scored in double figures in 18 games as a sophomore and made three or more threes in six games.
- ✪ Played in 30 games and started two as a true freshman; averaged 4.0 points, 2.3 rebounds, and 0.8 assists per game in 2013-14; Scored in double-figures in three games.
- ✪ Grew seven inches in his senior season in high school and then two more when he arrived on campus.
- ✪ Son of Frank Kornet, a former Vanderbilt basketball standout of his own from 1986-89.
- ✪ Averaged 15.0 points, 8.0 rebounds, 3.0 blocks, and 3.0 steals at Liberty Christian School in Argyle, Texas.
- ✪ Advice to youngsters: "Your life is a gift from God, so do everything possible to give back to Him."

KORNET GAME-BY-GAME (SENIOR)

Opponent	M	FG-A	3P-A	FT-A	Reb	PF	A	T	B	S	PTS
N11 vs. Marquette*	23	4-9	1-4	6-6	5	3	1	3	2	0	15
N15 Belmont*	29	4-9	0-0	12-16	7	1	2	3	3	0	20
N18 Norfolk State*	22	2-5	0-0	5-6	5	1	0	1	4	0	9
N21 Bucknell*	24	8-14	1-1	2-2	6	4	1	1	0	0	19
N24 vs. Butler*	28	2-11	1-5	0-0	5	3	1	4	2	0	5
N25 vs. Santa Clara*	30	4-9	1-3	9-10	6	3	0	3	1	0	18
N29 Tennessee State*	28	2-4	0-1	8-8	6	2	1	3	2	1	12
D3 vs. Minnesota*	32	4-18	2-8	2-4	6	3	1	1	2	0	12
D6 High Point*	23	3-8	0-2	2-2	3	4	1	1	1	1	8
D8 @ M. Tennessee*	28	3-13	0-2	2-2	5	1	1	1	1	0	8
D17 Chattanooga*	35	5-10	3-6	5-6	4	2	2	2	2	2	18
D21 @ Dayton*	33	3-12	2-7	0-0	8	0	3	0	4	0	8
D29 @ LSU*	33	5-7	2-4	2-2	4	3	2	0	0	2	14
J4 Auburn*	31	4-9	1-2	1-3	11	2	2	1	4	1	10
J7 @ Alabama*	37	5-17	3-7	2-3	13	2	2	1	4	1	15
J10 Kentucky*	32	5-11	3-7	3-3	8	4	1	0	0	1	16
J14 Tennessee*	38	7-12	2-4	2-2	7	2	1	2	3	0	18
J17 @ Georgia*	30	7-13	4-9	1-2	4	3	2	1	0	0	19
J21 @ Florida*	33	4-6	3-5	0-0	4	4	0	3	1	1	11
J24 Arkansas*	33	2-3	1-2	4-4	4	1	1	2	0	0	9
J28 Iowa State*	34	7-14	3-9	4-6	5	1	2	0	1	1	21
J31 @ Texas A&M*	36	5-8	2-5	0-0	4	1	4	0	1	1	12
F4 Ole Miss*	36	6-11	4-9	2-2	4	4	2	2	2	0	18
F7 @ Arkansas*	34	2-4	1-3	7-8	4	1	1	1	3	0	12
F11 @ Missouri*	31	4-14	0-9	3-3	5	3	0	2	2	0	11
F16 Texas A&M*	31	3-11	1-3	5-5	11	2	0	1	5	0	12
F18 South Carolina*	32	2-5	2-5	3-4	7	4	0	0	2	1	9
F22 @ Tennessee*	34	4-13	1-4	4-4	11	3	0	0	7	1	13
F25 Mississippi State*	25	4-9	2-4	0-0	8	2	2	2	2	1	10
F28 @ Kentucky*	36	7-13	3-8	4-4	5	2	0	0	1	1	21

Kornet's Overall Statistics at Vanderbilt

Year	GP	GS	Min	Avg	FG	FGA	Pct	3FG	3FGA	Pct	FT	FTA	Pct	Off	Def	Tot	Avg	PF	FO	Ast	TO	Blk	Stl	Pts	Avg
2013-14	30	2	460	15.3	45	131	.344	21	89	.236	8	15	.533	19	49	68	2.3	34	0	23	21	17	9	119	4.0
2014-15	35	14	756	21.6	106	214	.495	50	125	.400	42	55	.764	32	88	120	3.4	67	1	37	41	38	7	304	8.7
2015-16	28	25	767	27.4	87	216	.403	26	93	.280	49	71	.690	50	154	204	7.3	68	1	41	31	84	14	249	8.9
2016-17	30	30	931	31.0	127	302	.421	49	138	.355	100	117	.855	51	134	185	6.2	71	0	36	41	62	16	403	13.4
TOTAL	123	71	2914	23.7	365	863	.423	146	445	.328	199	258	.771	152	425	577	4.7	240	2	137	134	201	46	1075	8.7

Kornet's SEC Statistics at Vanderbilt

Year	GP	GS	Min	Avg	FG	FGA	Pct	3FG	3FGA	Pct	FT	FTA	Pct	Off	Def	Tot	Avg	PF	FO	Ast	TO	Blk	Stl	Pts	Avg
2013-14	18	1	279	15.5	24	78	.308	12	57	.211	4	9	.444	10	29	39	2.2	16	0	13	13	10	7	64	3.6
2014-15	18	4	401	22.3	56	119	.471	28	72	.389	21	25	.840	14	44	58	3.2	32	1	22	19	15	5	161	8.9
2015-16	17	15	500	29.4	52	132	.394	19	59	.322	31	47	.660	29	103	132	7.8	47	1	26	26	54	9	154	9.1
2016-17	17	17	562	33.1	76	166	.458	35	90	.389	43	49	.878	29	85	114	6.7	43	0	20	18	37	11	230	13.5
TOTAL	70	37	1742	24.9	208	495	.420	94	278	.338	99	130	.762	82	261	343	4.9	138	2	81	76	116	32	609	8.7



RILEY LACHANCE

13 Junior, Guard
6'2" 192 lbs.
Brookfield, Wis.
Brookfield HS

SEASON HIGHS

Points: 24, at LSU (12/29/16)
FG Made: 8, at LSU (12/29/16)
FG Atts: 13, at LSU (12/29/16)
3FG Made: 5, vs. Santa Clara (11/25/16)
3FG Atts: 7, at LSU (12/29/16)
FT Made: 8, vs. Arkansas (1/24/17)
FT Atts: 8, 2x, last vs. Arkansas (1/24/17)
Rebounds: 7, 2x, last at Arkansas (2/7/17)
Assists: 7, 3x, last at Tennessee (2/22/17)
Turnovers: 4, 3x, last vs. Iowa State (1/28/17)
Blocks: 1, vs. Marquette (11/11/16)
Steals: 2, 4x, last at Tennessee (2/22/17)
Minutes: 38, 2x, last vs. Tennessee (1/14/17)

CAREER HIGHS

Points: 26, 2x, last vs. W. Carolina (12/16/14)
FG Made: 9, vs. Purdue (12/13/14)
FG Atts: 18, at Florida (2/18/15)
3FG Made: 5, 4x, last vs. Santa Clara (11/25/16)
3FG Atts: 9, 2x, last at Ole Miss (3/7/15)
FT Made: 8, vs. Arkansas (1/24/17)
FT Atts: 8, 2x, last vs. Arkansas (1/24/17)
Rebounds: 9, vs. Missouri (2/21/15)
Assists: 8, at Ole Miss (3/7/15)
Turnovers: 5, vs. Florida (2/3/15)
Blocks: 1, 2x, last vs. Stony Brook (11/19/15)
Steals: 5, vs. Penn (12/22/14)
Minutes: 42, 2x, last vs. Tennessee (2/11/15)

MISCELLANEOUS

	2016-17	Career
Double-Digit Pts.	15	50
20+ Point games	1	4

LACHANCE NOTEBOOK

- Scored season-high 24 points in win at LSU. Finished 8-13 from floor, 4-7 from three, and had 5 assists. Was fourth time of his career and first time this season eclipsing the 20-point mark.
- Shooting 49.2% from three for the season and is fourth in assist-to-turnover ratio (2.1), seventh in the league in assists (4.0), and ninth in three's made (1.9) in all games.
- Scored in double figures in 15 games this season and 50 in his career.
- Played in 33 games and started 19 in 2015-16. Averaged 6.9 points and 2.4 rebounds per game.
- Scored double figures in 11 games in 2015-16, including a season-high 18 points vs. Alabama while tying a career-best with five threes.
- Scored 13 points, had six assists, and four assists vs. Gardner-Webb; also scored 13 points vs. Stony Brook.
- Named to preseason All-SEC 2nd Team by league coaches in 2015.
- Named to the SEC All-Freshman team in 2015; SEC freshman leader in points scored in all games and second in threes made.
- Third on Vanderbilt's single-season freshman scoring list with 429 points - one of only four Vanderbilt freshman to ever eclipse 400-point barrier.
- Seventh in threes made (2.1) and eighth in minutes (33.3) as a freshman. Second amongst freshmen in SEC in threes made behind teammate Matthew Fisher-Davis in 2014-15.
- Captured four SEC Freshmen of the Week honors in 2014-15, which set a program record.
- Scored in double figures in 24 games in 2014-15, scored 20 or more points in three contests.
- Ended freshman season with 102 assists, third on the freshman single-season list.
- Scored a career-high 26 points in win over Purdue and 26 vs. Western Carolina.
- 6'2 guard who lead his Brookfield Central High School team in Wisconsin to a 24-1 record as a senior when he averaged 23.0 points and 2.6 assists per game...Left Brookfield as the school's all-time leading scorer (1,643 points). Also Brookfield's single-season scoring leader with 543 points, and the all-time leader in steals with 188.
- Was voted the top point guard in the state of Wisconsin by Wisconsin Hoops, and was the Player of the Year for Waukesha County.
- Major is Human and Organizational Development.

LACHANCE GAME-BY-GAME (JUNIOR)

Opponent	M	FG-A	3P-A	FT-A	Reb	PF	A	T	B	S	PTS
N11 vs. Marquette*	33	3-5	2-3	1-2	2	0	2	1	1	0	9
N15 Belmont*	24	1-3	1-1	2-2	3	0	4	1	0	0	5
N18 Norfolk State*	22	4-7	3-5	1-1	4	3	1	3	0	2	12
N21 Bucknell*	32	4-7	2-3	0-0	1	1	6	0	0	1	10
N24 vs. Butler*	34	2-6	1-2	2-2	4	3	6	2	0	0	7
N25 vs. Santa Clara*	32	6-7	5-6	0-0	4	4	6	0	0	1	17
N29 Tennessee State*	33	4-6	4-6	0-0	2	2	5	0	0	0	12
D3 vs. Minnesota*	38	4-10	1-2	0-0	7	2	5	3	0	0	9
D6 High Point*	29	4-4	4-4	2-2	2	2	7	1	0	2	14
D8 @ M. Tennessee*	34	1-4	0-2	0-0	4	2	2	3	0	0	2
D17 Chattanooga*	22	1-2	1-2	4-4	1	3	4	1	0	0	7
D21 @ Dayton*	29	0-4	0-4	0-0	5	4	4	1	0	1	0
D29 @ LSU*	36	8-13	4-7	4-5	1	1	5	1	0	1	24
J4 Auburn*	22	3-5	2-4	0-0	4	5	3	4	0	1	8
J7 @ Alabama*	36	3-7	2-4	0-0	3	1	3	4	0	0	8
J10 Kentucky*	32	6-11	2-6	5-8	6	0	4	4	0	0	19
J14 Tennessee*	38	2-6	1-2	4-4	4	2	2	2	0	0	9
J17 @ Georgia*	27	5-10	3-5	0-0	2	4	4	1	0	0	13
J21 @ Florida*	34	4-8	3-4	0-0	2	2	5	2	0	0	11
J24 Arkansas*	34	3-9	2-8	8-8	2	1	6	2	0	1	16
J28 Iowa State*	35	2-4	0-2	3-5	4	4	3	4	0	0	7
J31 @ Texas A&M*	30	1-4	0-2	1-1	5	0	3	3	0	0	3
F4 Ole Miss*	37	2-6	1-5	0-0	3	5	7	1	0	2	5
F7 @ Arkansas*	33	4-10	3-5	1-3	7	1	3	1	0	1	12
F11 @ Missouri*	33	3-11	2-6	0-0	1	0	2	2	0	0	8
F16 Texas A&M*	32	3-6	2-4	4-4	3	1	2	2	0	1	12
F18 South Carolina*	30	4-9	3-6	3-3	3	2	4	3	0	0	14
F22 @ Tennessee*	32	2-6	0-2	6-6	4	2	7	2	0	2	33
F25 Mississippi State*	22	4-6	3-4	0-0	0	1	3	0	0	0	11
F28 @ Kentucky*	32	2-4	1-2	0-0	6	4	2	2	0	1	5

LaChance's Overall Statistics at Vanderbilt

Year	GP	GS	Min	Avg	FG	FGA	Pct	3FG	3FGA	Pct	FT	FTA	Pct	Off	Def	Tot	Avg	PF	FO	Ast	TO	Blk	Stl	Pts	Avg
2014-15	35	35	1166	33.3	147	337	.436	66	173	.382	69	79	.873	10	100	110	3.1	46	0	102	47	1	25	429	12.3
2015-16	33	19	820	24.8	80	226	.354	43	119	.361	26	34	.765	11	69	80	2.4	61	1	81	44	1	20	229	6.9
2016-17	30	30	938	31.3	95	200	.475	58	118	.492	51	60	.850	7	93	100	3.3	64	2	120	56	1	17	299	10.0
TOTAL	98	84	2924	29.8	322	763	.422	167	410	.407	146	173	.844	28	262	290	3.0	171	3	303	147	3	62	957	9.8

LaChance's SEC Statistics at Vanderbilt

Year	GP	GS	Min	Avg	FG	FGA	Pct	3FG	3FGA	Pct	FT	FTA	Pct	Off	Def	Tot	Avg	PF	FO	Ast	TO	Blk	Stl	Pts	Avg
2014-15	18	18	622	34.6	73	177	.412	35	91	.385	38	45	.844	6	56	62	3.4	27	0	54	29	0	10	219	12.2
2015-16	18	7	417	23.2	35	115	.304	22	64	.344	16	23	.696	6	40	46	2.6	31	1	36	27	0	13	108	6.0
2016-17	17	17	541	31.8	59	131	.450	34	76	.447	36	42	.857	2	55	57	3.4	32	2	65	36	0	10	188	11.1
TOTAL	53	42	1580	29.8	167	423	.395	91	231	.394	90	110	.818	14	151	165	3.1	90	3	155	92	0	33	515	9.7



JEFF ROBERSON

11

Junior, Forward
6'6" 224 lbs.
Houston, Texas
The Kinkaid School

SEASON HIGHS

Points: 23, vs. Miss. St. (2/25/17)
FG Made: 7, 2x, last vs. Miss. St. (2/25/17)
FG Atts: 14, vs. Minnesota (12/3/16)
3FG Made: 5, vs. Miss. St. (2/25/17)
3FG Atts: 7, vs. High Point (12/6/16)
FT Made: 8, 2x, last vs. Ole Miss (2/4/17)
FT Atts: 9, vs. Ole Miss (2/4/17)
Rebounds: 16, vs. Minnesota (12/3/16)
Assists: 6, 2x, last vs. Iowa State (1/28/17)
Turnovers: 6, at Kentucky (2/28/17)
Blocks: 2, 2x, last vs. Chattanooga (12/17/16)
Steals: 2, 6x, last vs. Miss. St. (2/25/17)
Minutes: 38, 2x, last at Florida (1/21/17)

CAREER HIGHS

Points: 23, vs. Miss. St. (2/25/17)
FG Made: 8, vs. Texas A&M (2/4/16)
FG Atts: 14, vs. Minnesota (12/3/16)
3FG Made: 5, vs. Miss. St. (2/25/17)
3FG Atts: 6, vs. Minnesota (12/3/16)
FT Made: 8, 3x, last vs. Ole Miss (2/4/17)
FT Atts: 9, 2x, last vs. Ole Miss (2/4/17)
Rebounds: 16, vs. Minnesota (12/3/16)
Assists: 6, 2x, last vs. Iowa State (1/28/17)
Turnovers: 6, at Kentucky (2/28/17)
Blocks: 2, 5x, last vs. Chattanooga (12/17/16)
Steals: 2, 11x, last vs. Miss. St. (2/25/17)
Minutes: 39, at Miss. State (2/16/16)

MISCELLANEOUS

	2016-17	Career
Double-Digit Pts.	19	39
10+ Rebounds	5	10
Double-Doubles	3	8

ROBERSON NOTEBOOK

- ✦ Scored a career-high 23 points on career-best five made threes in win over Miss. St.; tallied a game-high 15 points in win at Tennessee.
- ✦ Scored 19 points vs. Kentucky on season-best 7 made field goals. Also added nine rebounds.
- ✦ Seventh in the SEC in rebounding (7.1) in all games and eighth (6.7) in league games only, and is fourth in the league in defensive rebounding (5.2) in all games and seventh in league games only (4.8).
- ✦ Scored in double figures in 19 games this season.
- ✦ Had 2nd double-double of season and 7th of career vs. Minnesota with 12 points and a career-high 16 rebounds. Played in 32 games in 2015-16 and made 25 starts. Averaged 9.3 points and 5.6 rebounds per game and 11.0 points and 5.7 rebounds in conference play. Shot 43.5% from three for the season.
- ✦ Scored in double figures in 18 games in 2015-16, including a career-high 20-point effort against Texas A&M in Nashville (2/4), when he was 8-10 from the floor and 3-4 from three. Finished fifth in the SEC in all games in free throw percentage (.833); second in league games only (.877).
- ✦ Tallied five double-doubles, including an 18-point, 10-rebound effort in win at Florida.
- ✦ Started 24 games as a true freshman in 2014-15; averaged 4.7 ppg and shot 45.5% from three.
- ✦ Scored career-high 12 points vs. Tennessee at Memorial Gym.
- ✦ Left The Kinkaid School as the school's all-time leading scorer with 1,743 points.
- ✦ Averaged 20.1 points, 9.2 rebounds, 2.0 assists, and 1.5 steals per game in his senior season at the Kinkaid School in Houston.
- ✦ Named a finalist for the Guy V. Lewis Award, which is given to the top high school player in the city of Houston.
- ✦ SEC Academic Honor Roll member in 2015.
- ✦ Chose Vanderbilt over Georgia Tech, Saint Louis, and Harvard.

ROBERSON GAME-BY-GAME (JUNIOR)

Opponent	M	FG-A	3P-A	FT-A	Reb	PF	A	T	B	S	PTS
N11 vs. Marquette*	33	3-11	1-4	2-2	10	0	2	5	0	1	9
N15 Belmont*	33	4-8	2-4	0-0	8	5	4	1	0	0	10
N18 Norfolk State*	24	2-8	1-4	6-6	11	3	3	3	0	0	11
N21 Bucknell*	36	4-10	0-3	0-0	6	2	5	1	1	1	8
N24 vs. Butler*	25	3-5	0-2	5-6	4	4	1	2	1	1	11
N25 vs. Santa Clara*	32	4-8	3-5	1-4	4	2	1	4	0	0	12
N29 Tennessee State*	31	5-10	2-4	1-2	5	3	0	4	0	2	13
D3 vs. Minnesota*	36	5-14	2-6	0-0	16	1	1	1	2	1	12
D6 High Point*	25	5-8	4-7	0-0	3	2	2	2	0	0	14
D8 @ M. Tennessee*	32	4-12	1-5	2-5	8	1	0	3	0	1	11
D17 Chattanooga*	35	4-10	1-4	2-2	5	3	2	1	2	0	11
D21 @ Dayton*	32	2-11	0-3	4-4	9	4	1	1	0	0	8
D29 @ LSU*	37	2-8	0-3	2-3	11	2	6	3	1	2	6
J4 Auburn*	34	0-7	0-3	5-6	7	3	2	1	0	1	5
J7 @ Alabama*	22	2-6	0-1	0-1	1	4	1	0	0	0	4
J10 Kentucky*	38	7-12	1-3	4-4	9	2	2	0	1	0	19
J14 Tennessee*	30	5-9	0-1	2-2	6	3	3	1	0	0	12
J17 @ Georgia*	31	4-10	1-3	2-2	8	2	0	3	0	1	11
J21 @ Florida*	38	1-8	0-3	5-6	8	1	1	2	0	2	7
J24 Arkansas*	36	4-11	2-5	4-6	11	3	1	2	0	0	14
J28 Iowa State*	37	3-7	2-4	8-8	9	1	6	1	0	0	16
J31 @ Texas A&M*	25	5-10	1-4	0-0	6	4	2	3	0	0	11
F4 Ole Miss*	35	5-6	3-3	8-9	7	1	2	1	0	1	21
F7 @ Arkansas*	36	5-8	2-4	0-0	8	3	0	4	0	1	12
F11 @ Missouri*	26	1-6	0-2	2-2	4	3	0	3	0	2	4
F16 Texas A&M*	26	3-7	1-3	0-0	6	4	1	0	1	0	7
F18 South Carolina*	25	0-1	0-1	6-8	3	3	2	1	1	2	6
F22 @ Tennessee*	32	5-10	0-2	5-6	8	4	1	0	0	2	15
F25 Mississippi State*	23	7-12	5-6	4-6	7	2	1	1	0	2	23
F28 @ Kentucky*	36	3-8	1-4	2-2	6	1	2	6	1	1	9

Roberson's Overall Statistics at Vanderbilt

Year	GP	GS	Min	Avg	FG	FGA	Pct	3FG	3FGA	Pct	FT	FTA	Pct	Off	Def	Tot	Avg	PF	FO	Ast	TO	Blk	Stl	Pts	Avg
2014-15	33	24	637	19.3	50	103	.485	15	33	.455	40	64	.625	32	70	102	3.1	86	2	37	48	10	13	155	4.7
2015-16	32	25	858	26.8	91	186	.489	30	69	.435	85	102	.833	58	121	179	5.6	101	5	38	34	6	15	297	9.3
2016-17	30	30	945	31.5	107	261	.410	36	106	.340	82	102	.804	57	157	214	7.1	76	1	55	60	11	24	332	11.1
TOTAL	95	79	2440	25.7	248	550	.451	81	208	.389	207	268	.772	147	348	495	5.2	263	8	130	142	27	52	784	8.3

Roberson's SEC Statistics at Vanderbilt

Year	GP	GS	Min	Avg	FG	FGA	Pct	3FG	3FGA	Pct	FT	FTA	Pct	Off	Def	Tot	Avg	PF	FO	Ast	TO	Blk	Stl	Pts	Avg
2014-15	16	11	313	19.6	22	49	.449	7	13	.538	24	40	.600	18	29	47	2.9	43	1	20	23	3	6	75	4.7
2015-16	18	17	524	29.1	60	114	.526	21	43	.488	57	65	.877	33	69	102	5.7	61	4	29	17	2	7	198	11.0
2016-17	17	17	534	31.4	59	139	.424	17	51	.333	51	63	.810	34	82	116	6.8	45	0	27	31	5	17	186	10.9
TOTAL	51	45	1371	26.9	141	302	.467	45	107	.421	132	168	.786	85	180	265	5.2	149	5	76	71	10	30	459	9.0





JOE TOYE

2

Sophomore, Guard
6'7" 208 lbs.
Chicago, Ill.
Whitney Young HS

SEASON HIGHS

Points: 15, at Kentucky (2/28/17)
FG Made: 4, 4x, last at Arkansas (2/7/17)
FG Atts: 12, at Arkansas (2/7/17)
3FG Made: 3, 2x, last at Kentucky (2/28/17)
3FG Atts: 7, at Arkansas (2/7/17)
FT Made: 6, 2x, last at Kentucky (2/28/17)
FT Atts: 7, vs. Texas A&M (2/16/17)
Rebounds: 6, 2x, last at Texas A&M (1/31/17)
Assists: 4, at Arkansas (2/7/17)
Turnovers: 3, 7x, last vs. Miss. St. (2/25/17)
Blocks: 1, 2x, last at Georgia (1/17/17)
Steals: 1, 6x, at Arkansas (2/7/17)
Minutes: 37, at Arkansas (2/7/17)

CAREER HIGHS

Points: 15, at Kentucky (2/28/17)
FG Made: 4, 4x, last at Arkansas (2/7/17)
FG Atts: 12, at Arkansas (2/7/17)
3FG Made: 3, 3x, last at Kentucky (2/28/17)
3FG Atts: 7, at Arkansas (2/7/17)
FT Made: 6, 6, 2x, last at Kentucky (2/28/17)
FT Atts: 7, vs. Texas A&M (2/16/17)
Rebounds: 6, 2x, last at Texas A&M (1/31/17)
Assists: 4, 2x, last at Arkansas (2/7/17)
Turnovers: 3, 7x, last vs. Miss. St. (2/25/17)
Blocks: 1, 3x, last at Georgia (1/17/17)
Steals: 1, 10x, last vs. Arkansas (1/24/17)
Minutes: 37, at Arkansas (2/7/17)

MISCELLANEOUS

TOYE NOTEBOOK

- ✪ Has now started in seven consecutive games and eight in his career. Scored a career-high 15 points at Kentucky.
- ✪ Scored 11 points in win at Texas A&M and 13 in win over Aggies in Nashville.
- ✪ Scored 13 points against Arkansas in Nashville.
- ✪ Made first career start at Georgia.
- ✪ Played in 30 games in 2015-16 and averaged 3.6 points and 1.2 rebounds per game. Scored in double figures in three games.
- ✪ Tied a career high with 10 points against Tennessee at SEC Tournament. Made a career-high three three's in a career-best 23 minutes of action. Also scored 10 points in First Four game vs. Wichita State.
- ✪ Scored career-high 10 points vs. Detroit - tied his career high with three made field goals.
- ✪ Signed with the Commodores in November of 2014.
- ✪ Was ranked as the sixth-best player in the state of Illinois and a four-star prospect by ESPN, and was also ranked as the 113th-best prospect in the nation by Rivals.com.
- ✪ Toye and his twin sister Elizabeth are both Division I basketball players - Elizabeth plays for Florida International.
- ✪ Attended Whitney Young High School in Chicago, where he was named as a First-Team All-City selection.
- ✪ Averaged 18.0 points, 7.0 rebounds, 2.0 assists, 2.0 steals, and 1.5 blocks as a senior.
- ✪ Chose the Commodores over Iowa, Memphis, Creighton, Bradley, UIC, and Missouri.
- ✪ Recipient of the Edie and David Johnson Family Basketball Scholarship.
- ✪ Advice to youngsters: "Don't let negative influences in your life."

TOYE GAME-BY-GAME (SOPHOMORE)

Opponent	M	FG-A	3P-A	FT-A	Reb	PF	A	T	B	S	PTS
N11 vs. Marquette	21	2-4	0-2	4-6	2	1	2	1	0	0	8
N15 Belmont	14	1-3	0-1	1-2	6	0	0	1	0	0	3
N18 Norfolk State	21	1-3	0-1	3-4	3	2	2	0	0	0	2
N21 Bucknell	22	0-4	0-2	0-0	2	2	2	1	0	1	0
N24 vs. Butler	14	3-5	0-1	1-2	2	4	0	1	0	1	7
N25 vs. Santa Clara	9	1-2	1-1	0-0	0	0	1	0	0	0	3
N29 Tennessee State	11	2-3	0-0	1-2	2	1	0	1	0	0	5
D3 vs. Minnesota	7	0-3	0-0	0-0	2	0	0	0	0	0	0
D6 High Point	18	1-5	1-2	3-4	5	1	1	1	0	0	6
D8 @M. Tennessee	8	1-2	1-1	0-0	1	0	1	1	0	0	3
D17 Chattanooga	19	3-5	0-0	4-4	2	3	2	1	0	0	10
D21 @ Dayton	22	0-2	0-1	2-2	3	2	1	2	0	1	2
D29 @ LSU	11	3-5	2-2	0-0	2	3	1	0	0	1	8
J4 Auburn	19	4-7	1-4	0-0	2	3	3	3	0	1	9
J7 @ Alabama	13	1-3	0-1	0-0	2	2	0	2	1	0	2
J10 Kentucky	12	1-1	0-0	0-2	3	1	1	0	0	0	2
J14 Tennessee	27	3-5	1-2	3-4	5	0	1	0	0	1	10
J17 @ Georgia*	21	0-3	0-0	1-2	3	2	2	0	1	0	1
J21 @ Florida	18	2-3	0-1	1-1	3	2	2	0	0	0	5
J24 Arkansas	26	4-5	2-2	3-3	3	5	0	1	0	1	13
J28 Iowa State	11	1-4	1-3	0-0	1	0	0	2	0	0	3
J31 @ Texas A&M	21	4-7	1-2	2-2	6	1	1	1	0	0	11
F4 Ole Miss	25	3-8	1-5	2-4	4	4	1	2	0	1	9
F7 @ Arkansas*	37	4-12	3-7	0-0	5	1	4	3	0	1	11
F11 @ Missouri*	21	0-3	0-2	1-2	1	4	0	3	0	0	1
F16 Texas A&M*	24	3-8	1-2	6-7	2	2	2	1	0	0	13
F18 South Carolina*	31	2-5	0-1	3-6	4	2	1	0	0	0	7
F22 @ Tennessee*	23	2-8	1-3	0-0	1	5	2	2	0	0	5
F25 Mississippi State*	30	2-6	2-4	0-0	2	1	1	3	0	0	6
F28 @ Kentucky*	30	3-8	3-6	6-8	1	4	0	1	0	0	15

Toye's Overall Statistics at Vanderbilt

Year	GP	GS	Min	Avg	FG	FGA	Pct	3FG	3FGA	Pct	FT	FTA	Pct	Off	Def	Tot	Avg	PF	FO	Ast	TO	Blk	Stl	Pts	Avg
2015-16	30	0	257	8.6	37	74	.500	9	21	.429	25	39	.641	7	30	37	1.2	28	0	10	13	2	6	108	3.6
2016-17	30	8	586	19.5	57	142	.401	22	59	.373	47	67	.701	18	62	80	2.7	58	2	34	34	2	9	183	6.1
TOTAL	60	8	843	14.1	94	216	.435	31	80	.388	72	106	.679	25	92	117	2.0	86	2	44	47	4	15	291	4.9

Toye's SEC Statistics at Vanderbilt

Year	GP	GS	Min	Avg	FG	FGA	Pct	3FG	3FGA	Pct	FT	FTA	Pct	Off	Def	Tot	Avg	PF	FO	Ast	TO	Blk	Stl	Pts	Avg
2015-16	17	0	100	5.9	11	27	.407	2	9	.222	9	13	.692	2	11	13	0.8	9	0	3	8	1	3	33	1.9
2016-17	17	8	389	22.9	41	97	.423	18	44	.409	28	41	.683	10	39	49	2.9	42	2	22	22	2	6	128	7.5
TOTAL	34	8	489	14.4	52	124	.419	20	53	.377	37	54	.685	12	50	62	1.8	51	2	25	30	3	9	161	4.7



PAYTON WILLIS

1

Freshman, Guard
6'4" 182 lbs.
Fayetteville, Ark.
Fayetteville HS

SEASON HIGHS

- Points:** 17, vs. Butler (11/24/16)
- FG Made:** 5, vs. Butler (11/24/16)
- FG Atts:** 8, 2x, last at Alabama (1/7/16)
- 3FG Made:** 3, 2x, last at LSU (12/29/16)
- 3FG Atts:** 6, at LSU (12/29/16)
- FT Made:** 5, vs. Butler (11/24/16)
- FT Atts:** 6, 3x, last at Arkansas (2/7/17)
- Rebounds:** 5, 2x, last at Alabama (1/7/16)
- Assists:** 8, vs. Santa Clara (11/25/16)
- Turnovers:** 5, vs. Minnesota (12/3/16)
- Blocks:** 1, 3x, last vs. South Carolina (2/18/17)
- Steals:** 2, at LSU (12/29/16)
- Minutes:** 32, 2x, last vs. Auburn (1/4/17)

CAREER HIGHS

- Points:** 17, vs. Butler (11/24/16)
- FG Made:** 5, vs. Butler (11/24/16)
- FG Atts:** 8, 2x, last at Alabama (1/7/16)
- 3FG Made:** 3, 2x, last at LSU (12/29/16)
- 3FG Atts:** 6, at LSU (12/29/16)
- FT Made:** 5, vs. Butler (11/24/16)
- FT Atts:** 6, 3x, last at Arkansas (2/7/17)
- Rebounds:** 5, 2x, last at Alabama (1/7/16)
- Assists:** 8, vs. Santa Clara (11/25/16)
- Turnovers:** 5, vs. Minnesota (12/3/16)
- Blocks:** 1, 3x, last vs. South Carolina (2/18/17)
- Steals:** 2, at LSU (12/29/16)
- Minutes:** 32, 2x, last vs. Auburn (1/4/17)

WILLIS NOTEBOOK

- ✪ Made 12 starts at point guard this season.
- ✪ Tallied eight points in homecoming win at Arkansas; also scored eight points at Kentucky.
- ✪ Scored in double figures for fifth time this season with 10 points at Alabama.
- ✪ Posted a career-high five rebounds against Auburn.
- ✪ Scored 11 points in win at LSU. Was 4-7 from floor and 3-6 from three.
- ✪ Tallied 13 points and was 3-4 from floor vs. High Point.
- ✪ Scored career-high 17 points vs. Butler; made first career start vs. Santa Clara and dished out career-high eight assists vs. Broncos.
- ✪ Signed with the Commodores in the fall of 2015.
- ✪ Third ever Commodore from the state of Arkansas and first since Ralph Childs played for Vanderbilt in the 1955-56 season.
- ✪ Attended Fayetteville High School in Fayetteville, Arkansas, averaged 15.9 points, 3.6 rebounds, 3.5 assists, and 1.5 steals per game while also shooting 44.7% from three in his junior season and was honored as an all-conference and all-state selection as a sophomore and junior.
- ✪ Was ranked as the second-ranked player in the state of Arkansas, the 22nd-best point guard in the country by 247sports.com, and ranked as the 119th-best player in the nation by Rivals.com.

WILLIS GAME-BY-GAME (FRESHMAN)

Opponent	M	FG-A	3P-A	FT-A	Reb	PF	A	T	B	S	PTS
N11 vs. Marquette	8	1-3	0-1	1-6	2	1	1	0	0	1	3
N15 Belmont	16	3-5	1-3	3-4	1	1	0	2	0	1	10
N18 Norfolk State	20	1-4	0-1	0-0	4	1	5	3	0	0	2
N21 Bucknell	9	1-3	0-0	0-0	0	0	0	0	0	0	2
N24 vs. Butler	27	5-8	2-5	5-6	3	2	2	2	1	0	17
N25 vs. Santa Clara*	32	2-5	1-4	0-0	4	0	8	4	0	0	5
N29 Tennessee State*	23	2-4	1-3	4-4	2	3	3	3	0	0	9
D3 vs. Minnesota*	23	1-2	1-1	0-0	1	0	1	5	0	1	3
D6 High Point*	23	4-5	3-4	2-2	2	2	4	1	0	1	13
D8 @ M. Tennessee*	16	0-1	0-1	2-2	2	1	2	1	0	0	2
D17 Chattanooga*	28	3-6	0-1	1-2	4	1	3	1	0	0	7
D21 @ Dayton*	28	4-7	1-4	0-0	1	0	2	4	1	1	9
D29 @ LSU*	22	4-7	3-6	0-0	0	1	2	3	0	2	11
J4 Auburn*	32	3-6	1-4	0-0	5	2	6	3	0	1	7
J7 @ Alabama*	27	3-8	2-3	2-3	5	2	4	2	0	1	10
J10 Kentucky	11	1-2	0-1	2-2	1	4	0	1	0	1	4
J14 Tennessee	11	1-3	0-1	0-0	0	0	1	1	0	0	2
J17 @ Georgia	18	2-3	0-1	0-0	0	2	1	1	0	1	4
J21 @ Florida	13	2-3	1-1	0-0	0	1	0	1	0	1	5
J24 Arkansas	16	2-4	1-3	1-4	1	2	2	2	0	0	6
J28 Iowa State	13	0-3	0-2	3-4	2	0	1	2	1	0	3
J31 @ Texas A&M	13	1-5	1-3	0-0	0	0	3	2	0	0	3
F4 Ole Miss	9	0-4	0-4	0-0	1	0	0	1	0	0	0
F7 @ Arkansas	15	2-3	1-2	3-6	1	0	0	2	0	0	8
F11 @ Missouri	20	1-4	0-2	0-0	3	0	1	0	1	0	2
F16 Texas A&M	13	1-3	0-2	1-2	2	0	1	0	0	1	3
F18 South Carolina	13	0-2	0-1	0-0	0	3	1	2	1	0	0
F22 @ Tennessee	8	0-2	0-2	0-0	1	1	0	0	0	0	0
F25 Mississippi State	18	0-3	0-1	1-2	2	0	3	1	0	1	1
F28 @ Kentucky	10	3-5	2-2	0-0	1	2	1	3	0	0	8

Willis' Overall Statistics at Vanderbilt

Year	GP	GS	Min	Avg	FG	FGA	Pct	3FG	3FGA	Pct	FT	FTA	Pct	Off	Def	Tot	Avg	PF	FO	Ast	TO	Blk	Stl	Pts	Avg
2016-17	30	12	534	17.8	53	123	.431	22	69	.319	31	49	.633	11	40	51	1.7	31	0	58	53	5	14	159	5.3
TOTAL	30	12	534	17.8	53	123	.431	22	69	.319	31	49	.633	11	40	51	1.7	31	0	58	53	5	14	159	5.3

Willis' SEC Statistics at Vanderbilt

Year	GP	GS	Min	Avg	FG	FGA	Pct	3FG	3FGA	Pct	FT	FTA	Pct	Off	Def	Tot	Avg	PF	FO	Ast	TO	Blk	Stl	Pts	Avg
2016-17	17	5	268	15.8	26	67	.388	12	39	.308	10	19	.526	1	22	23	1.4	20	0	26	25	2	9	74	4.4
TOTAL	17	5	268	15.8	26	67	.388	12	39	.308	10	19	.526	1	22	23	1.4	20	0	26	25	2	9	74	4.4





2016-17 Vanderbilt Basketball
 Vanderbilt Combined Team Statistics (as of Mar 02, 2017)
 All games



RECORD:	OVERALL	HOME	AWAY	NEUTRAL
ALL GAMES	16-14	10-5	5-6	1-3
CONFERENCE	9-8	4-4	5-4	0-0
NON-CONFERENCE	7-6	6-1	0-2	1-3

#	Player	gp-gs	min	avg	Total		3-Point		F-Throw		Rebounds				pf	dq	a	to	blk	stl	pts	avg
					fg-fga	fg%	3fg-fga	3fg%	ft-fa	ft%	off	def	tot	avg								
05	FISHER-DAVIS, Matth	29-22	831	28.7	127-310	.410	74-194	.381	91-111	.820	8	85	93	3.2	61	3	33	50	6	17	419	14.4
03	KORNET, Luke	30-30	931	31.0	127-302	.421	49-138	.355	100-117	.855	51	134	185	6.2	71	0	36	41	62	16	403	13.4
11	ROBERSON, Jeff	30-30	945	31.5	107-261	.410	36-106	.340	82-102	.804	57	157	214	7.1	76	1	55	60	11	24	332	11.1
13	LACHANCE, Riley	30-30	938	31.3	95-200	.475	58-118	.492	51-60	.850	7	93	100	3.3	64	2	120	56	1	17	299	10.0
24	CRESSLER, Nolan	30-17	696	23.2	93-174	.534	32-70	.457	15-25	.600	26	94	120	4.0	56	2	54	37	0	17	233	7.8
02	TOYE, Joe	30-8	586	19.5	57-142	.401	22-59	.373	47-67	.701	18	62	80	2.7	58	2	34	34	2	9	183	6.1
01	WILLIS, Payton	30-12	534	17.8	53-123	.431	22-69	.319	31-49	.633	11	40	51	1.7	31	0	58	53	5	14	159	5.3
12	BAPTISTE, Djery	30-1	246	8.2	23-43	.535	0-0	.000	11-18	.611	22	36	58	1.9	54	0	1	20	12	4	57	1.9
15	BROWN, Clevon	29-0	228	7.9	20-46	.435	8-24	.333	5-10	.500	15	30	45	1.6	31	0	3	14	14	0	53	1.8
Team											35	49	84				10					
Total.....		30	6000		706-1617	.437	302-786	.384	436-565	.772	250	786	1036	34.5	508	10	401	379	113	121	2150	71.7
Opponents.....		30	6001		738-1737	.425	202-587	.344	389-555	.701	299	722	1021	34.0	503	-	353	319	90	161	2067	68.9

TEAM STATISTICS	VU	OPP	Date	Opponent	Score	Att.	
SCORING	2150	2067	^	11/11/16 vs Marquette	L 71-95	4116	
Points per game	71.7	68.9		11/15/16 BELMONT	w 80-66	9116	
Scoring margin	+2.8	-	+	11/18/16 NORFOLK STATE	w 75-52	8205	
FIELD GOALS-ATT	706-1617	738-1737	+	11/21/16 BUCKNELL	L 72-75	8243	
Field goal pct	.437	.425	#	11/24/16 vs Butler	L 66-76	2537	
3 POINT FG-ATT	302-786	202-587	#	11/25/16 vs Santa Clara	w 76-66	3000	
3-point FG pct	.384	.344		11/29/16 TENNESSEE STATE	w 83-59	8445	
3-pt FG made per game	10.1	6.7	%	12/03/16 vs Minnesota	L 52-56	3250	
FREE THROWS-ATT	436-565	389-555		12/06/16 HIGH POINT	w 90-63	8288	
Free throw pct	.772	.701		12/08/16 at Middle Tennessee	L 48-71	9606	
F-Throws made per game	14.5	13.0		12/17/16 CHATTANOOGA	w 76-74	9376	
REBOUNDS	1036	1021		12/21/16 at Dayton	L 63-68	12828	
Rebounds per game	34.5	34.0	*	12/29/16 at LSU	w 96-89	7853	
Rebounding margin	+0.5	-	*	01/04/17 AUBURN	w 80-61	9918	
ASSISTS	401	353	*	01/07/17 at Alabama	L 56-59	11256	
Assists per game	13.4	11.8	*	01/10/17 KENTUCKY	L 81-87	12707	
TURNOVERS	379	319	*	01/14/17 TENNESSEE	L 75-87	12235	
Turnovers per game	12.6	10.6	*	01/17/17 at Georgia	L 68-76	7480	
Turnover margin	-2.0	-	*	01/21/17 at Florida	w 68-66	10523	
Assist/turnover ratio	1.1	1.1	*	01/24/17 ARKANSAS	L 70-71	9408	
STEALS	121	161		01/28/17 IOWA STATE	w 84-78	9851	
Steals per game	4.0	5.4	*	01/31/17 at Texas A&M	w 68-54	7508	
BLOCKS	113	90	*	02/04/17 OLE MISS	L 74-81	9287	
Blocks per game	3.8	3.0	*	02/07/17 at Arkansas	w 72-59	13494	
ATTENDANCE	143738	140479	*	02/11/17 at Mizzou	L 52-72	10279	
Home games-Avg/Game	15-9583	11-11598	*	02/16/17 TEXAS A&M	w 72-67	8976	
Neutral site-Avg/Game	-	4-3226	*	02/18/17 SOUTH CAROLINA	w 71-62	10471	
Score by Periods	1st	2nd	Totals	*	02/22/17 at Tennessee	w 67-56	12713
Vanderbilt	1028	1122	2150	*	02/25/17 MISSISSIPPI STATE	w 77-48	9212
Opponents	916	1151	2067	*	02/28/17 at Kentucky	L 67-73	24036

^ = Veterans Classic presented by Northwestern Mutual, Annapolis, Md.
 + = Continental Tire Las Vegas Invitational, Nashville, Tenn.
 # = Continental Tire Las Vegas Invitational, Las Vegas, Nev.
 % = Sanford Pentagon, Sioux Falls, S.D.
 * = Conference game



2016-17 Vanderbilt Basketball
 Vanderbilt Combined Team Statistics (as of Feb 28, 2017)
 Conference games



RECORD:	OVERALL	HOME	AWAY	NEUTRAL
ALL GAMES	9-8	4-4	5-4	0-0
CONFERENCE	9-8	4-4	5-4	0-0
NON-CONFERENCE	0-0	0-0	0-0	0-0

##	Player	gp-gs	min	avg	Total		3-Point		F-Throw		Rebounds			pf	dq	a	to	blk	stl	pts	avg	
					fg-fga	fg%	3fg-fga	3fg%	ft-fa	ft%	off	def	tot									avg
03	KORNET, Luke	17-17	562	33.1	76-166	.458	35-90	.389	43-49	.878	29	85	114	6.7	43	0	20	18	37	11	230	13.5
05	FISHER-DAVIS, Matth	16-9	439	27.4	66-169	.391	38-110	.345	45-59	.763	3	50	53	3.3	38	2	16	24	3	9	215	13.4
13	LACHANCE, Riley	17-17	541	31.8	59-131	.450	34-76	.447	36-42	.857	2	55	57	3.4	32	2	65	36	0	10	188	11.1
11	ROBERSON, Jeff	17-17	534	31.4	59-139	.424	17-51	.333	51-63	.810	34	82	116	6.8	45	0	27	31	5	17	186	10.9
24	CRESSLER, Nolan	17-12	436	25.6	58-105	.552	19-46	.413	9-17	.529	11	59	70	4.1	32	1	35	24	0	9	144	8.5
02	TOYE, Joe	17-8	389	22.9	41-97	.423	18-44	.409	28-41	.683	10	39	49	2.9	42	2	22	22	2	6	128	7.5
01	WILLIS, Payton	17-5	268	15.8	26-67	.388	12-39	.308	10-19	.526	1	22	23	1.4	20	0	26	25	2	9	74	4.4
15	BROWN, Clevon	16-0	116	7.3	10-23	.435	3-11	.273	3-7	.429	8	15	23	1.4	17	0	2	7	9	0	26	1.6
12	BAPTISTE, Djery	17-0	115	6.8	9-15	.600	0-0	.000	5-8	.625	11	18	29	1.7	28	0	0	9	5	2	23	1.4
Team											17	19	36				7					
Total.....		17	3400		404-912	.443	176-467	.377	230-305	.754	126	444	570	33.5	297	7	213	203	63	73	1214	71.4
Opponents.....		17	3401		414-997	.415	107-315	.340	233-330	.706	190	414	604	35.5	275	-	194	177	51	89	1168	68.7

TEAM STATISTICS	VU	OPP	Date	Opponent	Score	Att.
SCORING	1214	1168	* 12/29/16	at LSU	w 96-89	7853
Points per game	71.4	68.7	* 01/04/17	AUBURN	w 80-61	9918
Scoring margin	+2.7	-	* 01/07/17	at Alabama	L 56-59	11256
FIELD GOALS-ATT	404-912	414-997	* 01/10/17	KENTUCKY	L 81-87	12707
Field goal pct	.443	.415	* 01/14/17	TENNESSEE	L 75-87	12235
3 POINT FG-ATT	176-467	107-315	* 01/17/17	at Georgia	L 68-76	7480
3-point FG pct	.377	.340	* 01/21/17	at Florida	w 68-66	10523
3-pt FG made per game	10.4	6.3	* 01/24/17	ARKANSAS	L 70-71	9408
FREE THROWS-ATT	230-305	233-330	* 01/31/17	at Texas A&M	w 68-54	7508
Free throw pct	.754	.706	* 02/04/17	OLE MISS	L 74-81	9287
F-Throws made per game	13.5	13.7	* 02/07/17	at Arkansas	w 72-59	13494
REBOUNDS	570	604	* 02/11/17	at Mizzou	L 52-72	10279
Rebounds per game	33.5	35.5	* 02/16/17	TEXAS A&M	w 72-67	8976
Rebounding margin	-2.0	-	* 02/18/17	SOUTH CAROLINA	w 71-62	10471
ASSISTS	213	194	* 02/22/17	at Tennessee	w 67-56	12713
Assists per game	12.5	11.4	* 02/25/17	MISSISSIPPI STATE	w 77-48	9212
TURNOVERS	203	177	* 02/28/17	at Kentucky	L 67-73	24036
Turnovers per game	11.9	10.4				
Turnover margin	-1.5	-				
Assist/turnover ratio	1.0	1.1				
STEALS	73	89				
Steals per game	4.3	5.2				
BLOCKS	63	51				
Blocks per game	3.7	3.0				
ATTENDANCE	82214	105142				
Home games-Avg/Game	8-10277	9-11682				
Neutral site-Avg/Game	-	0-0				

^ = Veterans Classic presented by Northwestern Mutual, Annapolis, Md.
 + = Continental Tire Las Vegas Invitational, Nashville, Tenn.
 # = Continental Tire Las Vegas Invitational, Las Vegas, Nev.
 % = Sanford Pentagon, Sioux Falls, S.D.
 * = Conference game

Score by Periods	1st	2nd	Totals
Vanderbilt	571	643	1214
Opponents	513	655	1168



2016-17 Vanderbilt Basketball
 Vanderbilt Team Game-by-Game (as of Mar 02, 2017)
 All games



TEAM STATISTICS

Opponent	Date	Score		Total		3-Pointers		Free throws		Rebounds				pf	a	t/o	blk	stl	pts	avg
				fg-fga	pct	3fg-fga	pct	ft-fa	pct	off	def	tot	avg							
vs Marquette	11/11/16	71-95	L	23-58	.397	8-24	.333	17-26	.654	11	26	37	37.0	10	13	19	5	4	71	71.0
BELMONT	11/15/16	80-66	w	23-50	.460	9-18	.500	25-31	.806	7	34	41	39.0	15	13	14	4	2	80	75.5
NORFOLK STATE	11/18/16	75-52	w	21-56	.375	10-28	.357	23-28	.821	15	31	46	41.3	19	16	13	9	4	75	75.3
BUCKNELL	11/21/16	72-75	L	29-62	.468	7-18	.389	7-9	.778	9	18	27	37.8	16	15	8	2	4	72	74.5
vs Butler	11/24/16	66-76	L	22-52	.423	7-22	.318	15-19	.789	8	25	33	36.8	29	11	16	4	5	66	72.8
vs Santa Clara	11/25/16	76-66	w	24-48	.500	15-28	.536	13-17	.765	7	25	32	36.0	15	18	13	1	1	76	73.3
TENNESSEE STATE	11/29/16	83-59	w	25-46	.543	10-23	.435	23-30	.767	13	26	39	36.4	19	12	19	3	6	83	74.7
vs Minnesota	12/03/16	52-56	L	19-63	.302	8-25	.320	6-9	.667	14	32	46	37.6	13	12	12	4	4	52	71.9
HIGH POINT	12/06/16	90-63	w	29-50	.580	19-32	.594	13-15	.867	6	20	26	36.3	16	23	13	3	8	90	73.9
at Middle Tennessee	12/08/16	48-71	L	17-53	.321	5-19	.263	9-13	.692	5	28	33	36.0	10	9	13	2	3	48	71.3
CHATTANOOGA	12/17/16	76-74	w	22-50	.440	6-21	.286	26-29	.897	8	19	27	35.2	18	16	11	4	2	76	71.7
at Dayton	12/21/16	63-68	L	23-65	.354	9-31	.290	8-8	1.000	15	29	44	35.9	19	13	13	7	3	63	71.0
at LSU	12/29/16	96-89	w	31-58	.534	16-32	.500	18-24	.750	9	20	29	35.4	15	18	11	1	9	96	72.9
AUBURN	01/04/17	80-61	w	28-58	.483	14-33	.424	10-16	.625	8	33	41	35.8	17	18	14	5	7	80	73.4
at Alabama	01/07/17	56-59	L	20-56	.357	10-26	.385	6-9	.667	8	27	35	35.7	17	10	12	5	5	56	72.3
KENTUCKY	01/10/17	81-87	L	25-58	.431	8-29	.276	23-32	.719	5	29	34	35.6	20	10	7	1	2	81	72.8
TENNESSEE	01/14/17	75-87	L	26-49	.531	6-14	.429	17-21	.810	8	18	26	35.1	14	11	9	3	2	75	72.9
at Georgia	01/17/17	68-76	L	27-64	.422	10-31	.323	4-6	.667	11	26	37	35.2	22	14	11	1	3	68	72.7
at Florida	01/21/17	68-66	w	23-50	.460	10-25	.400	12-13	.923	8	22	30	34.9	16	11	13	2	5	68	72.4
ARKANSAS	01/24/17	70-71	L	20-47	.426	9-26	.346	21-26	.808	6	25	31	34.7	20	12	15	3	2	70	72.3
IOWA STATE	01/28/17	84-78	w	25-52	.481	13-30	.433	21-26	.808	6	29	35	34.7	12	17	12	2	2	84	72.9
at Texas A&M	01/31/17	68-54	w	28-59	.475	9-27	.333	3-3	1.000	9	26	35	34.7	9	16	11	2	3	68	72.6
OLE MISS	02/04/17	74-81	L	23-52	.442	14-39	.359	14-19	.737	2	31	33	34.7	24	16	11	3	5	74	72.7
at Arkansas	02/07/17	72-59	w	24-46	.522	12-23	.522	12-18	.667	11	27	38	34.8	8	11	16	3	3	72	72.7
at Mizzou	02/11/17	52-72	L	17-51	.333	6-28	.214	12-15	.800	6	19	25	34.4	21	7	14	5	4	52	71.8
TEXAS A&M	02/16/17	72-67	w	22-56	.393	10-26	.385	18-22	.818	9	27	36	34.5	15	11	9	6	3	72	71.8
SOUTH CAROLINA	02/18/17	71-62	w	20-45	.444	9-25	.360	22-32	.688	8	28	36	34.5	22	9	15	8	4	71	71.8
at Tennessee	02/22/17	67-56	w	21-57	.368	8-26	.308	17-21	.810	6	34	40	34.7	20	14	5	8	5	67	71.6
MISSISSIPPI STATE	02/25/17	77-48	w	27-57	.474	14-29	.483	9-12	.750	8	28	36	34.8	12	15	12	4	6	77	71.8
at Kentucky	02/28/17	67-73	L	22-49	.449	11-28	.393	12-16	.750	4	24	28	34.5	25	10	18	3	5	67	71.7
Vanderbilt		2150		706-1617	.437	302-786	.384	436-565	.772	250	786	1036	34.5	508	401	379	113	121	2150	71.7
Opponents		2067		738-1737	.425	202-587	.344	389-555	.701	299	722	1021	34.0	503	353	319	90	161	2067	68.9

Games played: 30
 Points/game: 71.7
 FG Pct: 43.7
 3FG Pct: 38.4
 FT Pct: 77.2

Rebounds/game: 34.5
 Assists/game: 13.4
 Turnovers/game: 12.6
 Assist/turnover ratio: 1.1
 Steals/game: 4.0
 Blocks/game: 3.8



2016-17 Vanderbilt Basketball
 Vanderbilt Opponent Game-by-Game (as of Mar 02, 2017)
 All games



OPPONENT STATISTICS

Opponent	Date	Score		Total		3-Pointers		Free throws		Rebounds				pf	a	t/o	blk	stl	pts	avg
				fg-fga	pct	3fg-fga	pct	ft-fta	pct	off	def	tot	avg							
vs Marquette	11/11/16	71-95	L	39-74	.527	13-31	.419	4-5	.800	10	29	39	39.0	23	22	12	4	13	95	95.0
BELMONT	11/15/16	80-66	w	24-68	.353	9-41	.220	9-13	.692	10	23	33	36.0	23	15	9	2	4	66	80.5
NORFOLK STATE	11/18/16	75-52	w	18-60	.300	2-11	.182	14-20	.700	13	23	36	36.0	21	2	12	1	3	52	71.0
BUCKNELL	11/21/16	72-75	L	27-53	.509	8-19	.421	13-17	.765	8	25	33	35.2	10	9	11	4	4	75	72.0
vs Butler	11/24/16	66-76	L	21-52	.404	9-25	.360	25-36	.694	12	24	36	35.4	17	14	12	1	6	76	72.8
vs Santa Clara	11/25/16	76-66	w	23-49	.469	6-21	.286	14-15	.933	1	20	21	33.0	20	8	9	1	0	66	71.7
TENNESSEE STATE	11/29/16	83-59	w	20-49	.408	7-15	.467	12-25	.480	9	11	20	31.1	20	8	14	3	3	59	69.9
vs Minnesota	12/03/16	52-56	L	23-59	.390	3-9	.333	7-15	.467	10	31	41	32.4	7	15	9	8	7	56	68.1
HIGH POINT	12/06/16	90-63	w	19-41	.463	12-15	.800	13-16	.813	4	17	21	31.1	17	12	19	1	5	63	67.6
at Middle Tennessee	12/08/16	48-71	L	28-61	.459	7-24	.292	8-13	.615	7	32	39	31.9	14	15	6	3	10	71	67.9
CHATTANOOGA	12/17/16	76-74	w	29-54	.537	3-11	.273	13-19	.684	11	22	33	32.0	24	11	14	3	3	74	68.5
at Dayton	12/21/16	63-68	L	23-59	.390	7-22	.318	15-19	.789	11	27	38	32.5	14	17	9	3	6	68	68.4
at LSU	12/29/16	96-89	w	31-54	.574	17-28	.607	10-16	.625	6	23	29	32.2	17	18	15	3	7	89	70.0
AUBURN	01/04/17	80-61	w	22-68	.324	6-21	.286	11-13	.846	12	25	37	32.6	18	8	12	4	8	61	69.4
at Alabama	01/07/17	56-59	L	20-63	.317	7-25	.280	12-18	.667	20	30	50	33.7	13	13	11	5	6	59	68.7
KENTUCKY	01/10/17	81-87	L	34-67	.507	1-9	.111	18-24	.750	10	30	40	34.1	23	8	6	1	2	87	69.8
TENNESSEE	01/14/17	75-87	L	34-58	.586	8-15	.533	11-14	.786	8	18	26	33.6	19	18	6	4	4	87	70.8
at Georgia	01/17/17	68-76	L	24-53	.453	6-15	.400	22-34	.647	8	24	32	33.6	13	16	6	3	5	76	71.1
at Florida	01/21/17	68-66	w	26-58	.448	8-26	.308	6-8	.750	12	20	32	33.5	14	12	12	4	6	66	70.8
ARKANSAS	01/24/17	70-71	L	24-59	.407	6-20	.300	17-24	.708	12	22	34	33.5	20	6	10	3	6	71	70.8
IOWA STATE	01/28/17	84-78	w	30-61	.492	9-28	.321	9-12	.750	3	24	27	33.2	18	11	6	5	8	78	71.2
at Texas A&M	01/31/17	68-54	w	21-53	.396	5-18	.278	7-11	.636	8	22	30	33.0	8	12	12	3	3	54	70.4
OLE MISS	02/04/17	74-81	L	24-58	.414	9-22	.409	24-33	.727	10	31	41	33.4	16	10	8	0	4	81	70.9
at Arkansas	02/07/17	72-59	w	24-63	.381	6-20	.300	5-8	.625	12	14	26	33.1	14	12	6	5	11	59	70.4
at Mizzou	02/11/17	52-72	L	23-56	.411	9-19	.474	17-22	.773	16	27	43	33.5	13	12	14	3	5	72	70.4
TEXAS A&M	02/16/17	72-67	w	27-67	.403	3-16	.188	10-15	.667	15	26	41	33.8	20	13	9	4	3	67	70.3
SOUTH CAROLINA	02/18/17	71-62	w	24-56	.429	1-9	.111	13-22	.591	10	23	33	33.7	22	7	12	1	6	62	70.0
at Tennessee	02/22/17	67-56	w	18-62	.290	3-17	.176	17-26	.654	17	31	48	34.2	18	12	10	3	1	56	69.5
MISSISSIPPI STATE	02/25/17	77-48	w	14-47	.298	7-18	.389	13-16	.813	6	23	29	34.1	13	7	17	1	8	48	68.8
at Kentucky	02/28/17	67-73	L	24-55	.436	5-17	.294	20-26	.769	8	25	33	34.0	14	10	11	4	4	73	68.9
Opponents		2067		738-1737	.425	202-587	.344	389-555	.701	299	722	1021	34.0	503	353	319	90	161	2067	68.9
Vanderbilt		2150		706-1617	.437	302-786	.384	436-565	.772	250	786	1036	34.5	508	401	379	113	121	2150	71.7

Games played: 30
 Points/game: 68.9
 FG Pct: 42.5
 3FG Pct: 34.4
 FT Pct: 70.1

Rebounds/game: 34.0
 Assists/game: 11.8
 Turnovers/game: 10.6
 Assist/turnover ratio: 1.1
 Steals/game: 5.4
 Blocks/game: 3.0



2016-17 Vanderbilt Basketball
 Vanderbilt Points-Rebounds-Assists (as of Mar 02, 2017)
 All games



Opponent	Date	Score	01		02		03		05		11		12		13	
			WILLIS,PAY	TOYE,JOE	KORNET,LUK	FISHER-DAV	ROBERSON,J	BAPTISTE,D	LACHANCE,R							
vs Marquette	11/11/16	71-95	L	3-2-1	8-2-2	15-5-1	12-0-1	9-10-2	1-1-0	9-2-2						
BELMONT	11/15/16	80-66	w	10-1-0	3-6-0	20-7-2	16-3-0	10-8-4	8-3-0	5-3-4						
NORFOLK STATE	11/18/16	75-52	w	2-4-5	5-3-2	9-5-0	18-3-2	11-11-3	7-7-0	12-4-1						
BUCKNELL	11/21/16	72-75	L	2-0-0	0-2-2	19-6-1	23-2-0	8-6-5	2-5-0	10-1-6						
vs Butler	11/24/16	66-76	L	17-3-2	7-2-0	5-5-1	2-3-0	11-4-1	2-2-0	7-4-6						
vs Santa Clara	11/25/16	76-66	w	5-4-8	3-0-1	18-6-0	14-2-2	12-4-1	4-0-0	17-4-6						
TENNESSEE STATE	11/29/16	83-59	w	9-2-3	5-2-0	12-6-1	22-5-1	13-5-0	4-3-0	12-2-5						
vs Minnesota	12/03/16	52-56	L	3-1-1	0-2-0	12-6-1	8-3-4	12-16-1	2-2-0	9-7-5						
HIGH POINT	12/06/16	90-63	w	13-2-4	6-5-1	8-3-1	19-3-3	14-3-2	0-1-0	14-2-7						
at Middle Tennessee	12/08/16	48-71	L	2-2-2	3-1-1	8-5-1	13-3-1	11-8-0	0-0-0	2-4-2						
CHATTANOOGA	12/17/16	76-74	w	7-4-3	10-2-2	18-4-2	18-7-2	11-5-2	4-2-0	7-1-4						
at Dayton	12/21/16	63-68	L	9-1-2	2-3-1	8-8-3	25-3-0	8-9-1	0-1-1	0-5-4						
at LSU	12/29/16	96-89	w	11-0-2	8-2-1	14-4-2	23-4-0	6-11-6	0-1-0	24-1-5						
AUBURN	01/04/17	80-61	w	7-5-6	9-2-3	10-11-2	33-7-2	5-7-2	0-1-0	8-4-3						
at Alabama	01/07/17	56-59	L	10-5-4	2-2-0	15-13-2	7-4-0	4-1-1	0-0-0	8-3-3						
KENTUCKY	01/10/17	81-87	L	4-1-0	2-3-1	16-8-1	19-2-0	19-9-2	0-1-0	19-6-4						
TENNESSEE	01/14/17	75-87	L	2-0-1	10-5-1	18-7-1	12-1-0	12-6-3	2-1-0	9-4-2						
at Georgia	01/17/17	68-76	L	4-0-1	1-3-2	19-4-2	9-4-1	11-8-0	0-4-0	13-2-4						
at Florida	01/21/17	68-66	w	5-0-0	5-3-2	11-4-0	19-3-0	7-8-1	0-3-0	11-3-5						
ARKANSAS	01/24/17	70-71	L	6-1-2	13-3-0	9-4-1	7-2-0	14-11-1	3-2-0	16-2-6						
IOWA STATE	01/28/17	84-78	w	3-2-1	3-1-0	21-5-2	14-3-1	16-9-6	0-2-0	7-4-3						
at Texas A&M	01/31/17	68-54	w	3-0-3	11-6-1	12-4-4	12-2-1	11-6-2	0-0-0	3-5-3						
OLE MISS	02/04/17	74-81	L	0-1-0	9-4-1	18-4-2	13-2-3	21-7-2	0-3-0	5-3-7						
at Arkansas	02/07/17	72-59	w	8-1-0	11-5-4	12-4-1	DNP	12-8-0	4-3-0	12-7-3						
at Mizzou	02/11/17	52-72	L	2-3-1	1-1-0	11-5-0	8-2-2	4-4-0	2-0-0	8-1-2						
TEXAS A&M	02/16/17	72-67	w	3-2-1	13-2-2	12-11-0	14-3-1	7-6-1	2-2-0	12-3-2						
SOUTH CAROLINA	02/18/17	71-62	w	0-0-1	7-4-1	9-7-0	17-5-0	6-3-2	2-3-0	14-3-4						
at Tennessee	02/22/17	67-56	w	0-1-0	5-1-2	13-11-0	13-5-2	15-8-1	0-3-0	10-4-7						
MISSISSIPPI STATE	02/25/17	77-48	w	1-2-3	6-2-1	10-8-2	9-5-1	23-7-1	8-2-0	11-0-3						
at Kentucky	02/28/17	67-73	L	8-1-1	15-1-0	21-5-0	0-2-3	9-6-2	0-0-0	5-6-2						

Opponent	Date	Score	15		24	
			BROWN,CLEV	CRESSLER,N		
vs Marquette	11/11/16	71-95	L	5-2-0	7-9-1	
BELMONT	11/15/16	80-66	w	0-0-0	5-5-3	
NORFOLK STATE	11/18/16	75-52	w	6-3-0	3-3-1	
BUCKNELL	11/21/16	72-75	L	0-1-0	8-1-1	
vs Butler	11/24/16	66-76	L	6-4-0	8-3-0	
vs Santa Clara	11/25/16	76-66	w	0-3-0	3-3-0	
TENNESSEE STATE	11/29/16	83-59	w	0-2-0	5-5-1	
vs Minnesota	12/03/16	52-56	L	0-0-0	6-4-0	
HIGH POINT	12/06/16	90-63	w	3-0-0	10-4-5	
at Middle Tennessee	12/08/16	48-71	L	6-4-1	3-2-1	
CHATTANOOGA	12/17/16	76-74	w	1-1-0	0-0-1	
at Dayton	12/21/16	63-68	L	0-2-0	11-6-1	
at LSU	12/29/16	96-89	w	DNP	10-3-2	
AUBURN	01/04/17	80-61	w	0-1-0	8-1-0	
at Alabama	01/07/17	56-59	L	0-0-0	10-4-0	
KENTUCKY	01/10/17	81-87	L	0-0-0	2-4-2	
TENNESSEE	01/14/17	75-87	L	0-0-0	10-1-3	
at Georgia	01/17/17	68-76	L	0-1-0	11-6-4	
at Florida	01/21/17	68-66	w	0-0-1	10-4-2	
ARKANSAS	01/24/17	70-71	L	0-1-0	2-4-2	
IOWA STATE	01/28/17	84-78	w	0-0-0	20-5-4	
at Texas A&M	01/31/17	68-54	w	6-5-0	10-5-2	
OLE MISS	02/04/17	74-81	L	0-2-0	8-4-1	
at Arkansas	02/07/17	72-59	w	0-0-1	13-8-2	
at Mizzou	02/11/17	52-72	L	8-6-0	8-1-2	
TEXAS A&M	02/16/17	72-67	w	4-2-0	5-4-4	
SOUTH CAROLINA	02/18/17	71-62	w	3-4-0	13-4-1	
at Tennessee	02/22/17	67-56	w	0-0-0	11-5-2	
MISSISSIPPI STATE	02/25/17	77-48	w	5-1-0	4-7-4	
at Kentucky	02/28/17	67-73	L	0-0-0	9-5-2	