



**Vanderbilt (17-14, 10-8 SEC) vs. Texas A&M (16-14, 8-10 SEC)
Nashville, Tenn. - Bridgestone Arena - 6 p.m. CT**

TV: SEC Network

TV Talent: Tom Hart (pxp), Jon Sundvold (analyst), Laura Rutledge (sidelines)

Radio: Vanderbilt Radio Network from IMG College, vucommodores.com

Radio Talent: Joe Fisher (pxp), Tim Thompson (analyst)

Satellite Radio: Sirius 134, XM 190

Live Stats: vucommodores.com

Twitter Updates: @VandyMBB

Vanderbilt Athletic Communications

2601 Jess Neely Drive, Nashville, TN 37212

phone: 615-322-4121

www.vucommodores.com

VANDERBILT SCHEDULE/RESULTS

NOVEMBER

Date	VU	Opp	Opponent	Time/Result	TV/Rec.
Nov. 11	-	-	Marquette#	L, 71-95	0-1
Nov. 15	-	-	Belmont	W, 80-66	1-1
Nov. 18	-	-	Norfolk St. ^	W, 75-52	2-1
Nov. 21	-	-	Bucknell ^	L, 72-75	2-2
Nov. 24	-	RV/RV	Butler	L, 66-76	2-3
Nov. 25	-	-	Santa Clara	W, 76-66	3-3

Continental Tire Las Vegas Invitational, Las Vegas, Nev.

Nov. 29	-	-	Tennessee St.	W, 83-59	4-3
---------	---	---	---------------	----------	-----

DECEMBER

Date	VU	Opp	Opponent	Time	TV/Rec.
Dec. 3	-	RV/-	Minnesota+	L, 52-56	4-4
Dec. 6	-	-	High Point	W, 90-63	5-4
Dec. 8	-	-	M. Tennessee	L, 48-71	5-5
Dec. 17	-	-	Chattanooga	W, 76-74	6-5
Dec. 21	-	-	Dayton	L, 63-68	6-6
Dec. 29	-	-	LSU*	W, 96-89	7-6, 1-0

JANUARY

Date	VU	Opp	Opponent	Time	TV/Rec.
Jan. 4	-	-	Auburn*	W, 80-61	8-6, 2-0
Jan. 7	-	-	Alabama*	L, 56-59	8-7, 2-1
Jan. 10	-	6/6	Kentucky*	L, 81-87	8-8, 2-2
Jan. 14	-	-	Tennessee*	L, 75-87	8-9, 2-3
Jan. 17	-	-	Georgia*	L, 68-76	8-10, 2-4
Jan. 21	-	19/21	Florida*	W, 68-66	9-10, 3-4
Jan. 24	-	-	Arkansas*	L, 70-71	9-11, 3-5
Jan. 28	-	RV/RV	Iowa State%	W, 84-78	10-11, 3-5
Jan. 31	-	-	Texas A&M*	W, 68-54	11-11, 4-5

FEBRUARY

Date	VU	Opp	Opponent	Time	TV/Rec.
Feb. 4	-	-	Ole Miss*	L, 74-81	11-12, 4-6
Feb. 7	-	-	Arkansas*	W, 72-59	12-12, 5-6
Feb. 11	-	-	Missouri*	L, 52-72	12-13, 5-7
Feb. 16	-	-	Texas A&M*	W, 72-67	13-13, 6-7
Feb. 18	-	21/19	S. Carolina*	W, 71-62	14-13, 7-7
Feb. 22	-	-	Tennessee*	W, 67-56	15-13, 8-7
Feb. 25	-	-	Miss. State*	W, 77-48	16-13, 9-7
Feb. 28	-	9/9	Kentucky*	L, 67-73	16-14, 9-8

MARCH

Date	VU	Opp	Opponent	Time	TV/Rec.
Mar. 4	-	12/12	Florida*	W, 73-71	17-14, 10-8
Mar. 9	-	-	Texas A&M	6 p.m.	SECN

ALL TIMES CENTRAL

RANKINGS: AP/ESPN

*SEC GAME; #Northwestern Mutual Veterans Classic, Annapolis, Md.;

^Continental Tire Las Vegas Invitational, Nashville, Tenn.;

+Sanford Pentagon, Sioux Falls, S.D.; %SEC/Big 12 Challenge;

SECN: SEC Network; SECN+: SEC Network Plus;

CBSSN: CBS Sports Network; TWSC: Time Warner Sports Channel

GAME INFORMATION



2016-17 Record: 17-14, 10-8 SEC
Head Coach: Bryce Drew
Career Record: 141-63 (6)
VU Record: 17-14 (1)

2016-17 LEADERS

Points: M. Fisher-Davis (14.4)
Rebounds: Jeff Roberson (7.1)
Assists: Riley LaChance (4.0)
Blocks: Luke Kornet (2.1)

SERIES INFORMATION

Series Record: Vanderbilt leads, 7-2.
Last Meeting: VU win, 72-67, on 2/16/17 in Nashville.
Record at Vanderbilt: VU leads, 5-0.
Record at TAMU: Tied at 2.
Record at Neutral Site: NA
Coach Drew vs. TAMU: Coach Drew is 2-0 against Texas A&M.



2016-17 Record: 16-14, 8-10 SEC
Head Coach: Billy Kennedy
Career Record: 326-262 (19)
TAMU Record: 115-84 (6)







2016-17 LEADERS

Points: Tyler Davis (14.0)
Rebounds: Robert Williams (8.1)
Assists: Admon Gilder (3.9)
Blocks: Robert Williams (2.5)

QUICK HITTERS

- ★ The Commodores enter the SEC Tournament as the number seven seed and the winners of five of their last six games after a 73-71 win over #12-ranked Florida in the regular season finale at Memorial Gym. Senior Luke Kornet tied a career high with 24 points to lead Vanderbilt with three other players also scoring in double figures - Jeff Roberson (15), Riley LaChance (13), and Nolan Cressler (13).
- ★ Vanderbilt tied their lowest output of the season for threes in a game with 5 against the Gators (5 of 22), but managed to come away with the win. The Commodores swept Florida for the second consecutive season.
- ★ Entering the game Thursday, Vanderbilt has the toughest schedule in the nation and the second-toughest non-conference schedule, according to the RPI.
- ★ Vanderbilt has five top-50 wins and 11 top-100 victories, the overall toughest strength of schedule overall in the nation, and were the only SEC team to sweep Florida. The Commodores have the third-most top 50 wins in SEC - only UK (7) and Florida (6) have more.
- ★ The Commodores posted their most road SEC wins since 2010.
- ★ Four of 10 SEC wins came against top 4 teams in the league.
- ★ Vanderbilt has won five of their last six, six of their last eight, and eight of their last 11. Five of last 9 wins have come against projected NCAA tournament teams.
- ★ Overall rankings on March 7: RPI - 44; KenPom - 40; ESPN BPI - 49.
- ★ Luke Kornet was named a first-team All-SEC selection by the league's coaches and was also named to the All-Defensive team for the second consecutive season.
- ★ Kornet's first-team honor is the program's 58th selection since 1949 and his first appearance on the first team. Kornet is the third Commodore player to be named to the All-Defensive team (Damian Jones, Jeffery Taylor others), and the second player to be named to the team multiple times (Taylor - 2010-12).
- ★ Kornet also claimed the SEC Scholar Athlete of the Year Award, the first Commodore men's basketball player to claim the honor. Earlier in the month, Kornet was named a second-team Academic All-American by CoSida.
- ★ The Commodores and Aggies will meet for the first time in the SEC Tournament. Vanderbilt won both meetings between the two schools this season and the Commodores have a 7-2 advantage in the all-time series.
- ★ Vanderbilt has not defeated a team three times in a season since beating Georgia three times in 2012.
- ★ The Commodores have not won a game at Bridgestone Arena since a 64-48 win over Kentucky on March 15, 2013 in the SEC Tournament Quarterfinals (0-2 since then with both losses coming to Tennessee in the '15 and '16 SEC Tournaments). That was also Vanderbilt's last win in the SEC Tournament (0-4 since then).
- ★ In all, Vanderbilt is making its 56th appearance in the SEC Tournament. VU has reached the semifinals 13 times and the finals twice. VU's two trips to the finals have both resulted in SEC Tournament Titles, which came in 1951 with a 61-57 win over Kentucky and in 2012 in a 71-64 win over the Wildcats.
- ★ Vanderbilt will be the #7 seed at the 2017 SEC Tournament in Bridgestone Arena. It is the seventh time in the Commodores have been the overall 7th seed in the SEC Tournament (4-6 record).
- ★ The Commodores own a 37-53 all-time mark at the SEC Tournament.
- ★ The SEC Tournament returns to Nashville this week for the ninth time in tournament history and the third consecutive season. The Commodores have hosted the tournament at Memorial Gym twice in 1984 (1-1) and 1991 (0-1), and the event has been held at the now-Bridgestone Arena in 2001 (0-1), 2006 (1-1), 2010 (1-1), 2013 (2-1), 2014 (0-1), and 2015 (0-1). All-time in games played in Nashville, the Commodores are 5-8.



1		<p>PAYTON WILLIS G ★ 6-4 ★ 182 ★ Fr. ★ Fayetteville, Ark.</p> <table border="1"> <thead> <tr> <th>PPG</th> <th>RPG</th> <th>APG</th> <th>SPG</th> <th>BPG</th> <th>MPG</th> </tr> </thead> <tbody> <tr> <td>5.2</td> <td>1.7</td> <td>1.9</td> <td>0.5</td> <td>0.2</td> <td>17.6</td> </tr> </tbody> </table>	PPG	RPG	APG	SPG	BPG	MPG	5.2	1.7	1.9	0.5	0.2	17.6	<p>NOTES: Scored a career-high 17 points vs. Butler... Scored eight points at Kentucky... Started 12 games at point guard position this season... Scored 11 points at LSU, 10 at Alabama... 3rd Commodore from Arkansas and 1st since Ralph Childs (1955-56).</p>	<p>CAREER HIGHS Pts. - 17, vs. Butler (11/24/16) Rebs. - 5, at Alabama (1/7/17) Ast. - 8, vs. Santa Clara (11/25/16) Min. - 32, vs. Santa Clara (11/25/16)</p>
PPG	RPG	APG	SPG	BPG	MPG											
5.2	1.7	1.9	0.5	0.2	17.6											
2		<p>JOE TOYE G/F ★ 6-7 ★ 208 ★ So. ★ Chicago, Ill.</p> <table border="1"> <thead> <tr> <th>PPG</th> <th>RPG</th> <th>APG</th> <th>SPG</th> <th>BPG</th> <th>MPG</th> </tr> </thead> <tbody> <tr> <td>6.0</td> <td>2.6</td> <td>1.1</td> <td>0.4</td> <td>0.1</td> <td>20.0</td> </tr> </tbody> </table>	PPG	RPG	APG	SPG	BPG	MPG	6.0	2.6	1.1	0.4	0.1	20.0	<p>NOTES: Played in all 31 games this season and started the last eight... Set new career high with 15 points at Kentucky... Tied a career high with 13 points in win over TAMU in Nashville... Tallied career-high 13 pts vs. Arkansas in Nashville.</p>	<p>CAREER HIGHS Pts. - 15, at Kentucky (2/28/17) Rebs. - 6, 2x, last at TAMU (1/31/17) Ast. - 4, at Arkansas (2/7/17) Min. - 37, at Arkansas (2/7/17)</p>
PPG	RPG	APG	SPG	BPG	MPG											
6.0	2.6	1.1	0.4	0.1	20.0											
3		<p>LUKE KORNET F ★ 7-1 ★ 250 ★ Sr. ★ Lantana, Texas</p> <table border="1"> <thead> <tr> <th>PPG</th> <th>RPG</th> <th>APG</th> <th>SPG</th> <th>BPG</th> <th>MPG</th> </tr> </thead> <tbody> <tr> <td>13.8</td> <td>6.2</td> <td>1.2</td> <td>0.5</td> <td>2.1</td> <td>31.2</td> </tr> </tbody> </table>	PPG	RPG	APG	SPG	BPG	MPG	13.8	6.2	1.2	0.5	2.1	31.2	<p>NOTES: Scored in double digits in 24 games... Tied a career high with 24 points vs. Florida... First-team All-SEC, All-Defensive team... Named 2nd-team Academic All-American and SEC Scholar Athlete of the Year... 2nd on VU all-time list in career blocks... Made 148 career 3's.</p>	<p>CAREER HIGHS Pts. - 24, 2x, last vs. UF (3/2/17) Rebs. - 14, at Tenn. (1/20/16) Ast. - 4, 3x, last at TAMU (1/31/17) Min. - 38, vs. Tenn. (1/14/17)</p>
PPG	RPG	APG	SPG	BPG	MPG											
13.8	6.2	1.2	0.5	2.1	31.2											
5		<p>MATTHEW FISHER-DAVIS G ★ 6-5 ★ 185 ★ Jr. ★ Charlotte, N.C.</p> <table border="1"> <thead> <tr> <th>PPG</th> <th>RPG</th> <th>APG</th> <th>SPG</th> <th>BPG</th> <th>MPG</th> </tr> </thead> <tbody> <tr> <td>14.0</td> <td>3.2</td> <td>1.1</td> <td>0.6</td> <td>0.2</td> <td>28.2</td> </tr> </tbody> </table>	PPG	RPG	APG	SPG	BPG	MPG	14.0	3.2	1.1	0.6	0.2	28.2	<p>NOTES: Scored career-high 33 points vs. Auburn; made 7 3's... Has scored 20+ points in 5 games this year... Averages 2.5 threes per game, 2nd in SEC... Shooting 37.6% this year from three (4th in SEC)... Made 79 3's last year and has 224 in his career.</p>	<p>CAREER HIGHS Pts. - 33, vs. Auburn (1/4/17) Rebs. - 11, vs. Wofford (12/19/15) Ast. - 5, at Ole Miss (3/7/15) Min. - 41, at Arkansas (1/5/16)</p>
PPG	RPG	APG	SPG	BPG	MPG											
14.0	3.2	1.1	0.6	0.2	28.2											
11		<p>JEFF ROBERSON F ★ 6-6 ★ 224 ★ Jr. ★ Houston, Texas</p> <table border="1"> <thead> <tr> <th>PPG</th> <th>RPG</th> <th>APG</th> <th>SPG</th> <th>BPG</th> <th>MPG</th> </tr> </thead> <tbody> <tr> <td>11.2</td> <td>7.1</td> <td>1.8</td> <td>0.8</td> <td>0.4</td> <td>31.6</td> </tr> </tbody> </table>	PPG	RPG	APG	SPG	BPG	MPG	11.2	7.1	1.8	0.8	0.4	31.6	<p>NOTES: Scored career-high 23 points and made career-best 5 three's vs. Miss. St... Led team with 15 pts in win at Tenn... 7th in SEC in rebounding and 4th in def. rebounding... Scored in double figures in 20 games this season... Leads team in minutes played.</p>	<p>CAREER HIGHS Pts. - 23, vs. Miss. St. (2/25/17) Rebs. - 16, vs. Minnesota (12/3/16) Ast. - 6, at Iowa State (1/28/17) Min. - 38, 2x, last at UF (1/21/17)</p>
PPG	RPG	APG	SPG	BPG	MPG											
11.2	7.1	1.8	0.8	0.4	31.6											
12		<p>DJERY BAPTISTE C ★ 6-10 ★ 240 ★ R-Fr. ★ Gonaives, Haiti</p> <table border="1"> <thead> <tr> <th>PPG</th> <th>RPG</th> <th>APG</th> <th>SPG</th> <th>BPG</th> <th>MPG</th> </tr> </thead> <tbody> <tr> <td>1.8</td> <td>1.9</td> <td>0.1</td> <td>0.1</td> <td>0.4</td> <td>8.0</td> </tr> </tbody> </table>	PPG	RPG	APG	SPG	BPG	MPG	1.8	1.9	0.1	0.1	0.4	8.0	<p>NOTES: Made first start of his career against Butler... Tied a career high with eight points in win over Mississippi State... Posted seven points, seven rebounds and five blocks in win over Norfolk St... Speaks four languages... Redshirted last season.</p>	<p>CAREER HIGHS Pts. - 8, 2x, last vs. Miss. St. (2/25/17) Rebs. - 7, vs. Norfolk St. (11/18/16) Ast. - 1, at Dayton (12/21/16) Min. - 15, vs. Miss. St. (2/25/17)</p>
PPG	RPG	APG	SPG	BPG	MPG											
1.8	1.9	0.1	0.1	0.4	8.0											
13		<p>RILEY LACHANCE G ★ 6-2 ★ 192 ★ Jr. ★ Brookfield, Wis.</p> <table border="1"> <thead> <tr> <th>PPG</th> <th>RPG</th> <th>APG</th> <th>SPG</th> <th>BPG</th> <th>MPG</th> </tr> </thead> <tbody> <tr> <td>10.1</td> <td>3.4</td> <td>4.0</td> <td>0.5</td> <td>0.1</td> <td>31.3</td> </tr> </tbody> </table>	PPG	RPG	APG	SPG	BPG	MPG	10.1	3.4	4.0	0.5	0.1	31.3	<p>NOTES: Tallied season-high 24 points in win at LSU; also added 5 assists... Shooting 48.8% from three this year... Third in SEC in A/T/O ratio (2.2)... Scored in double figures in 51 career games... Led team with 16 points vs. Arkansas in Nashville... Scored 19 points vs. Kentucky in Nashville.</p>	<p>CAREER HIGHS Pts. - 26, 2x, last vs. W. Carolina (12/16/14) Rebs. - 9, vs. Missouri (2/21/15) Ast. - 8, at Ole Miss (3/7/15) Min. - 42, 2x, last vs. Tenn. (2/11/15)</p>
PPG	RPG	APG	SPG	BPG	MPG											
10.1	3.4	4.0	0.5	0.1	31.3											
15		<p>CLEVON BROWN F ★ 6-8 ★ 219 ★ Fr. ★ San Antonio, Texas</p> <table border="1"> <thead> <tr> <th>PPG</th> <th>RPG</th> <th>APG</th> <th>SPG</th> <th>BPG</th> <th>MPG</th> </tr> </thead> <tbody> <tr> <td>1.8</td> <td>1.5</td> <td>0.1</td> <td>0.0</td> <td>0.5</td> <td>7.7</td> </tr> </tbody> </table>	PPG	RPG	APG	SPG	BPG	MPG	1.8	1.5	0.1	0.0	0.5	7.7	<p>NOTES: Had career-highs in points (8), rebounds (6), and blocks (2) at Missouri... Tied a then-career high with six points at Texas A&M... Ranked as the 9th-best player in the state of Texas by Texas Hoops, and the 126th-ranked player nationally by Rivals.com.</p>	<p>CAREER HIGHS Pts. - 8, at Missouri (2/11/17) Rebs. - 6, at Missouri (2/11/17) Ast. - 1, 2x, last at UF (1/21/17) Min. - 17, vs. MT (12/8/16)</p>
PPG	RPG	APG	SPG	BPG	MPG											
1.8	1.5	0.1	0.0	0.5	7.7											
24		<p>NOLAN CRESSLER G ★ 6-4 ★ 210 ★ Sr. ★ Pittsburgh, Pa.</p> <table border="1"> <thead> <tr> <th>PPG</th> <th>RPG</th> <th>APG</th> <th>SPG</th> <th>BPG</th> <th>MPG</th> </tr> </thead> <tbody> <tr> <td>7.9</td> <td>4.1</td> <td>1.8</td> <td>0.6</td> <td>0.0</td> <td>23.5</td> </tr> </tbody> </table>	PPG	RPG	APG	SPG	BPG	MPG	7.9	4.1	1.8	0.6	0.0	23.5	<p>NOTES: Scored in double figures in 13 games this season... Posted season-high 20 points vs. Iowa State... Eclipsed 1,000-pt barrier vs. UT... Scored 13 points in win over Florida... Transferred to VU from Cornell in spring of '14.</p>	<p>CAREER HIGHS Pts. - 34, vs. Brown (2/22/14) Rebs. - 9, 3x, last vs. Marquette (11/11/16) Ast. - 5, vs. High Point (12/6/16) Min. - 37, 4x, last vs. Brown (2/22/14)</p>
PPG	RPG	APG	SPG	BPG	MPG											
7.9	4.1	1.8	0.6	0.0	23.5											

IBAS

HENRY
GENE
MOE
CLARENCE

1,632
WINS

DREWS

HOMER
SCOTT
BRYCE

1,077
WINS

SUTTONS

EDDIE
SCOTT
SEAN

1,173
WINS

**ALL-TIME
WINNINGEST COLLEGIATE
COACHING FAMILIES**

The Drew family is now second on the all-time winningest collegiate coaching family in college basketball history with 1,077 wins.

- Homer Drew - 640**
(Bethel College - 252; IU-South Bend - 17; Valparaiso - 371)
- Scott Drew - 296**
(Valparaiso - 20; Baylor - 274)
- Bryce Drew - 141**
(Valparaiso - 124; Vanderbilt -16)

ABOUT TEXAS A&M

QUICK FACTS

Location College Station, Texas
Founded 1872
Conference SEC
Enrollment 53,219
Nickname Aggies
Colors Maroon and White
Home Arena Reed Arena (12,989)
President Michael K. Young
Athletics Director Scott Woodward
Basketball Staff
Head Coach Billy Kennedy
Record Overall 326-262 (19)
Record at Texas A&M 115-84 (6)
Assistant Coaches Isaac Chew, Amir Abdur-Rahim,
Ulric Maligi

- ★ Texas A&M enters the game Thursday with a 16-14 overall record and an 8-10 mark in the SEC.
- ★ Center Tyler Davis leads the Aggies in scoring with 14.0 points per game. Admon Gilder (13.8) and Robert Williams (12.0) also average double figures.
- ★ The Commodores own a 7-2 series advantage against the Aggies, including two victories this season. The two teams have never met in the SEC Tournament.
- ★ The Commodores won earlier meetings with the Aggies, 68-54, on January 31 in College Station and 72-67 on February 16 at Memorial Gym.
- ★ Vanderbilt sports two starters from the state of Texas - senior center Luke Kornet (Lantana) and junior forward Jeff Roberson (Houston). Clevon Brown, from San Antonio, comes off of the bench for the Commodores, and redshirt freshman center Djery Baptiste, attended high school in Texas (Prestonwood in Plano, Texas).

STAT COMPARISON

	VU		TAMU	
	All	SEC	2016-17	SEC
Record	17-14	10-8	16-14	8-10
Scoring Offense	71.7	71.5	71.2	68.0
Scoring Defense	69.0	68.8	67.9	69.6
Scoring Margin	+2.7	+2.7	+3.3	-1.6
FG%	.437	.443	.462	.449
FG% Defense	.426	.418	.404	.414
3FG%	.380	.370	.334	.334
3FG% Defense	.344	.339	.351	.343
Free Throw %	.770	.753	.646	.657
Rebounding	34.5	33.4	38.7	37.8
Rebounding Margin	+0.4	-2.1	+5.4	+5.2
Turnovers/game	12.5	11.8	14.2	15.3
Opponent Turnovers	10.7	10.6	11.8	11.3
Steals	4.1	4.4	6.1	6.2
Blocks	3.8	3.7	5.6	5.2

**LUKE KORNET
ACADEMIC ALL-AMERICAN**

Senior center Luke Kornet has been named to the SEC Academic Honor Roll and a CoSida All-District Academic Selection in the three years he has played at Vanderbilt, and was named a CoSida 2nd Team Academic All-American for his work in the classroom.

Kornet joins only four other Commodore players to make either the first or second team - Jeff Fosnes (1st team, 1975, 1976), Bruce Elder (2nd team, 1992; 1st team, 1993), Steve Grant (2nd team, 1991), and Frank Seckar (2nd team, 1996).

Kornet is majoring in engineering, computer science, and mathematics.

VU Staff Can Score

The Vanderbilt men's basketball staff has combined to score a total of 5,486 collegiate points, with head coach Bryce Drew leading the way with 2,142 points. Here's a breakdown of the staff's scoring totals.

Head Coach Bryce Drew, Valparaiso	2,142
Asst. Coach Casey Shaw, Toledo	1,562
Assoc. Head Coach Roger Powell, Jr., Illinois	1,178
Asst. Coach Jake Diebler, Valparaiso	586
Total	5,468

Memorial Gym = 1,000

The matchup with Texas A&M on February 16 was the 1,000th game of record played in Memorial Gym, the SEC's oldest basketball facility that opened in the 1952-53 season.

The Commodores have a 783-220 record at the facility, a winning percentage of .781.

Dores Drain Threes

Vanderbilt made 19 threes against High Point on December 6, which set a new school record for threes in a game, surpassing an 18-three performance at Tennessee on January 8, 2005.

The Commodores also set a new record for most 3-pointers made at Memorial Gym, passing the old mark of 16 that was set on Jan. 8, 1994 vs. South Carolina and then matched on Feb. 11, 1995 vs. Arkansas. The Commodores hit 12 of their 19 3-pointers in the first half.

VU Makes Gamewinner

The Commodores made their first game-winning basket in almost four years against Chattanooga on December 17, when Luke Kornet made a three with 2.9 seconds remaining to give VU the 76-74 win over the Mocs.

The game-winner was the first since Kevin Bright made a 15-footer on February 27, 2013, to defeat Georgia, 63-62, at Memorial Gym.

In the SEC

Vanderbilt leads the SEC in three-point field goal percentage (38.0%), threes made (9.9) and free throw percentage (77.0%) in all games. In league games only, the Commodores finished third in free throw percentage (75.3%) and first in threes made (10.1). As of March 8, the Commodores rank 13th nationally in free-throw percentage and are 15th in 3's made per game.

More Threes

Making three's is not a new thing for this year's Commodore team. Combined in their career, current players have made 855 career threes.

LAST TIME VS. TEXAS A&M

Box Score

RECAP



Official Basketball Box Score -- Game Totals -- Final Statistics
Texas A&M vs Vanderbilt
 02/16/17 6 p.m. at Nashville, Tenn. (Memorial Gym)



Texas A&M 67 • 13-12, 5-8 SEC

#	Player	f/c/g	Total			3-Ptr			Rebounds			PF	TP	A	TO	Blk	Stl	Min
			FG-FGA	FG-FGA	FT-FTA	FG-FGA	FG-FGA	FT-FTA	Off	Def	Tot							
44	Robert Williams	f	5-14	0-0	3-5	7	6	13	3	13	3	1	2	0	35			
10	Tonny Trocha-Morelos	c	5-13	0-6	0-1	0	5	5	0	10	2	1	1	2	33			
34	Tyler Davis	c	11-18	0-0	3-5	4	2	6	4	25	1	2	0	0	28			
03	Admon Gilder	g	4-14	2-7	4-4	2	6	8	2	14	5	2	0	1	40			
05	JC Hampton	g	1-4	1-1	0-0	0	2	2	4	3	1	0	0	0	37			
12	Chris Collins		0-1	0-1	0-0	0	2	2	4	0	1	0	1	0	18			
33	Chase Carlton		0-1	0-1	0-0	0	0	0	1	0	0	0	0	0	3			
42	Tavario Miller		1-2	0-0	0-0	1	3	4	2	2	0	2	0	0	6			
Team						1	0	1										
Totals			27-67	3-16	10-15	15	26	41	20	67	13	9	4	3	200			

FG % 1st Half: 15-34 44.1% 2nd half: 12-33 36.4% Game: 27-67 40.3% Deadball Rebounds 2
 3FG % 1st Half: 0-7 0.0% 2nd half: 3-9 33.3% Game: 3-16 18.8%
 FT % 1st Half: 4-7 57.1% 2nd half: 6-8 75.0% Game: 10-15 66.7%

Vanderbilt 72 • 13-13, 6-7 SEC

#	Player	f/c/g	Total			3-Ptr			Rebounds			PF	TP	A	TO	Blk	Stl	Min
			FG-FGA	FG-FGA	FT-FTA	FG-FGA	FG-FGA	FT-FTA	Off	Def	Tot							
02	TOYE, Joe	f	3-8	1-2	6-7	2	0	2	2	13	2	1	0	0	24			
11	ROBERSON, Jeff	f	3-7	1-3	0-0	2	4	6	4	7	1	0	1	0	26			
03	KORNET, Luke	c	3-11	1-3	5-5	2	9	11	2	12	0	1	5	0	31			
13	LACHANCE, Riley	g	3-6	2-4	4-4	0	3	3	1	12	2	2	0	1	32			
24	CRESSLER, Nolan	g	2-6	1-4	0-0	1	3	4	1	5	4	1	0	1	22			
01	WILLIS, Payton		1-3	0-2	1-2	0	2	2	0	3	1	0	0	1	12			
05	FISHER-DAVIS, Matthe		5-10	4-8	0-0	0	3	3	2	14	1	3	0	0	30			
12	BAPTISTE, Djery		1-1	0-0	0-0	0	2	2	2	2	0	0	0	0	9			
15	BROWN, Clevon		1-4	0-0	2-4	1	1	2	1	4	0	1	0	0	14			
Team						1	0	1										
Totals			22-56	10-26	18-22	9	27	36	15	72	11	9	6	3	200			

FG % 1st Half: 12-31 38.7% 2nd half: 10-25 40.0% Game: 22-56 39.3% Deadball Rebounds 3,1
 3FG % 1st Half: 8-19 42.1% 2nd half: 2-7 28.6% Game: 10-26 38.5%
 FT % 1st Half: 3-4 75.0% 2nd half: 15-18 83.3% Game: 18-22 81.8%

Officials: Tony Greene, Joe Lindsay, Ron Groover
 Technical fouls: Texas A&M-None. Vanderbilt-None.
 Attendance: 8976

Score by periods	1st	2nd	Total
Texas A&M	34	33	67
Vanderbilt	35	37	72

Points	In	Off	2nd	Fast	Bench
TAMU	Paint	T/O	Chance	Break	
VU	42	10	14	8	2
	22	10	6	5	23

Last FG - TAMU 2nd-04:17, VU 2nd-02:58.
 Largest lead - TAMU by 11 1st-10:31, VU by 5 2nd-17:44.
 TAMU led for 15:03. VU led for 23:21. Game was tied for 01:31.

Score tied - 5 times.
 Lead changed - 16 times.

NASHVILLE (AP) -- Luke Kornet scored 12 points and grabbed 11 rebounds as Vanderbilt rallied from an 11-point deficit in beating Texas A&M 72-67 Thursday night.

With the win, the Commodores (13-13, 6-7) snapped a four-game home skid in Southeastern Conference play. They also swept the Aggies after winning at Texas A&M 68-54 on Jan. 31.

Vanderbilt used its 3-point shooting prowess as the SEC's best team outside the arc to overcome the Aggies' dominance inside the paint.

Matthew Fisher-Davis scored 14 points off the bench for Vanderbilt, and Joe Toye tied his career-high with 13. Riley LaChance finished with 12.

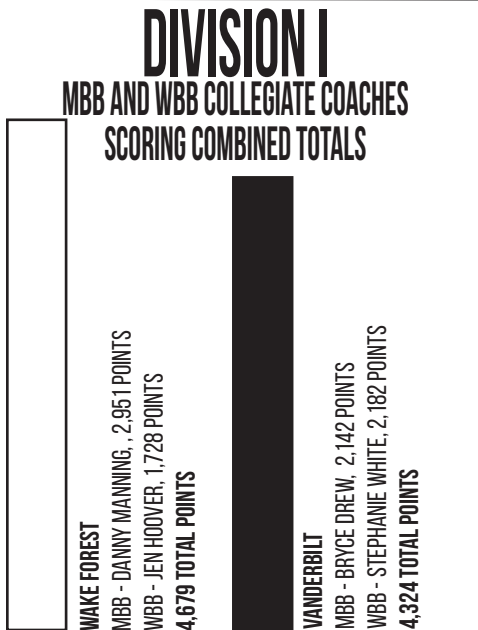
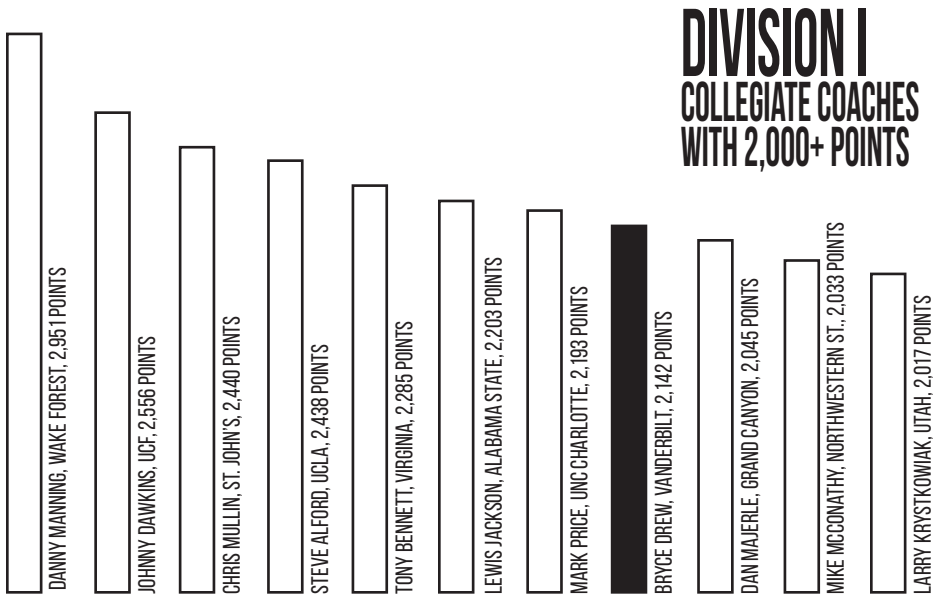
Texas A&M (13-12, 5-8) announced before tipoff that sophomore guard DJ Hogg will miss the rest of the season with an injured foot. Tyler Davis scored 25 points, and Robert Williams added 13 points and 13 rebounds as the Aggies outscored Vanderbilt 42-22 inside the paint.

Admon Gilder added 14 points for the Aggies, and Tonny Trocha-Morelos had 10.

Vanderbilt led 35-34 at halftime but never pushed that past five in the second half. The Aggies last led 55-54 with 9:12 left on Davis' final bucket of the game, though Trocha-Morales tied it at 65 with 4:17 to go on back-to-back buckets. They didn't hit another field goal.

Fisher-Davis hit a jumper with 3:48 left to put Vandy ahead to stay. Kornet got his season-high fifth block on Gilder's layup with 47 seconds left, and LaChance hit a pair of free throws with 6.3 seconds left to seal the win.

Texas A&M scored 11 straight to take an early lead and last led 21-10 nearly midway through the first half. Then Vanderbilt started knocking down 3s, hitting six of the next seven with Roberson's 3 with 5:18 giving the Commodores a 28-27 lead with 5:18 left. Vanderbilt took a 35-34 lead into halftime.



COMMODORES IN THE SEC

- ★ In SEC play this season, Kornet was ranked in seven different categories - rebounding (9th, 6.7), free throw % (5th, .864), 3FG% (7th, .378), 3FG made (8th, 2.1), blocks (3rd, 2.2), defensive rebounding (5th, 5.0), and minutes played (7th, 33.1).
- ★ Forward Jeff Roberson ranks seventh in the SEC in rebounding (7.1) in all games and finished eighth (6.8) in league games only, and is fourth in the league in defensive rebounding (5.2) in all games and seventh in league games only (4.8).
- ★ In SEC play this season, Vanderbilt had three players in the top 10 in 3FG% - LaChance (2nd, .447), Kornet (7th, .378), and Matthew Fisher-Davis (10th, .336). Fisher-Davis is fifth in league games only in 3's made (2.2), Kornet seventh (2.1) and LaChance 9th (2.0)
- ★ Riley LaChance is shooting 49.2% from three for the season and is third in the SEC in assist-to-turnover ratio (2.2) and seventh in the league in assists (4.0).
- ★ Fisher-Davis is fourth in 3FG% in all games (37.6%) and second in threes made (2.5).

700th SEC Win

Vanderbilt is in its 84th SEC season and is a charter member of the league. The Commodores won their 700th league game at Florida, and all time against current members of the conference, Vanderbilt is 707-692.

995

Vanderbilt has made a 3-pointer in 995 consecutive games, a streak which began at the inception of the 3-point line in 1986-87. The Commodores rank third only to UNLV and Kentucky for the longest streak in Division I basketball. Vanderbilt, UNLV and Princeton are the only three schools in college basketball to have made at least one 3-pointer in every game played since the 3-point line was implemented.

NBA Commodores

Vanderbilt was one of only three schools (Kentucky, Washington) with two first-round selections in the 2016 NBA Draft when Wade Baldwin IV was drafted 17th by the Memphis Grizzlies and Damian Jones was selected 30th by the Golden State Warriors. Baldwin IV and Jones became the sixth and seventh first-round picks, respectively, in the history of the program, joining Will Perdue in 1988 (11th, Chicago), Jeff Turner in 1984 (7th, New Jersey), Clyde Lee in 1966 (3rd, San Francisco), and John Jenkins (23rd, Atlanta), and Festus Ezeli (30th, Golden State) in 2012.

Balanced Scoring

Seven of the nine players on the Commodore active roster have scored in double figures and Vanderbilt has had five games this season with five players scoring in double figures.

10 or more threes

The Commodores have made 10 or more threes in 15 games this season after making 11 against Kentucky in Lexington on February 28. Vanderbilt is 11-4 in those games.

Win on Road vs. Ranked Opponent

The Commodores won their first road game against a ranked opponent since Dec. 29, 2011, in a win at Marquette (74-57) defeating Florida on January 21, 2017, in Gainesville, 68-66.

Vanderbilt has now won five true road games in Southeastern Conference play (LSU, Auburn, Texas A&M, Arkansas, Tennessee), the most since 2010.

So far against ranked opponents overall this season, the Commodores are 3-2.

DORES SIGN THREE

Head Coach Bryce Drew inked his first signing class in November, signing 6'2 guard Maxwell Evans, from Houston, Texas, 6'2 guard Saben Lee, from Tempe, Ariz., and Ejike Obinna, a 6'9 center from Enugu, Nigeria.

Evans is the number 16-ranked prospect in the state of Texas and 247sports.com ranks him as the 11th-ranked combo guard nationally.

Lee is a four-star prospect and the number 92-ranked player by Scout.com and the number 17 point guard by 247sports.com.

Obinna attends the Virginia Academy in Ashburn, Va., is a 4-star prospect by ESPN.com and Rivals.com, and is the 107th-ranked prospect in the class of 2017 by 247sports.com.

VU CAREER 3'S MADE

PLAYER, YEARS	3FGM	3FGA	PCT.
1. Shan Foster, 2005-08	367	872	.421
2. John Jenkins, 2010-12	306	699	.438
3. Ronnie McMahan, 1992-95	296	774	.382
4. Scott Draud, 1987-88, 90-91	288	657	.438
5. Frank Seckar, 1993-96	278	675	.419
6. Sam Howard, 1998-2002	238	653	.364
7. Barry Booker, 1986-89	246	535	.460
8. Drew Maddux, 1994-98	226	641	.353
9. M. Fisher-Davis, 2015-	224	551	.407
10. Mario Moore, 2003-06	197	559	.352
11. Matt Freije, 2000-04	183	515	.355
11. Rod Odom, 2010-14	183	492	.372





SENIOR CENTER LUKE KORNET



- ★ FIRST-TEAM ALL-SEC (2017)
- ★ ALL-DEFENSIVE TEAM (2017, 2016)
- ★ 2017 SEC SCHOLAR ATHLETE OF THE YEAR - FIRST VANDERBILT PLAYER TO WIN AWARD
- ★ 2ND TEAM COSIDA ACADEMIC ALL-AMERICAN (2017) - ONLY FIFTH VANDERBILT PLAYER TO BE NAMED 1ST OR 2ND TEAM
- ★ 203 CAREER BLOCKS - 2ND ON VU ALL-TIME LIST
- ★ 148 THREES - MOST IN NCAA HISTORY BY 7 FOOTER
- ★ FINISHED SEC PLAY RANKED IN SEVEN DIFFERENT CATEGORIES (REBOUNDING, FT%, 3FG%, 3FG MADE, BLOCKS, DEFENSIVE REBOUNDING, MINUTES)
- ★ THREE-TIME SEC ACADEMIC HONOR ROLL MEMBER
- ★ THREE-TIME COSIDA ALL-DISTRICT ACADEMIC SELECTION
- ★ 45TH VANDERBILT PLAYER TO ECLIPSE 1,000 POINTS
- ★ SEC PLAYER OF THE WEEK - MARCH 6 - AVERAGED 22.5 POINTS AND 5.5 REBOUNDS IN GAMES AGAINST FLORIDA AND KENTUCKY.
- ★ FATHER FRANK WAS A FIRST-TEAM ALL-SEC SELECTION IN 1989 FOR THE COMMODORES

CAREER BLOCKS LIST

TOTAL BLOCKS

PLAYER, YEARS	G	BS	BPG
1. Festus Ezeli, 2008-12	121	204	1.69
2. Luke Kornet, 2012-	124	203	1.64
3. Damian Jones, 2013-16	99	167	1.69
4. Will Perdue, 1984, 86-88	104	157	1.51
5. A.J. Ogilvy, 2007-10	96	145	1.51

BLOCKS PER GAME

PLAYER, YEARS	G	BS	BPG
t1. Damian Jones, 2013-16	99	167	1.69
t1. Festus Ezeli, 2008-12	121	204	1.69
3. Luke Kornet, 2012-	124	203	1.64
t4. A.J. Ogilvy, 2007-10	96	145	1.51
t4. Will Perdue, 1984, 86-88	104	157	1.51

CAREER THREES

BY A SEVEN FOOTER - NCAA HISTORY

LUKE KORNET - VANDERBILT (2014-17) - 148

DAVID PRZYBYSZESKI - VANDERBILT (2002-05) - 131

DEREK SELVIG - MONTANA (2009-12) - 106

FRANK KAMINSKY - WISCONSIN (2012-15) - 103

*According to Basketball-Reference.com,
Luke Kornet has made the most threes by a seven footer in NCAA history.*





SEC TOURNAMENT INFO

COMMODORES VS. THE FIELD

★ **The Alabama Series**

(Series tied at four at SEC Tourney)

Series tied at 68...Alabama holds a 44-21 advantage in Tuscaloosa. Vanderbilt leads the series in Nashville 42-19 and at neutral sites, 5-4 ... Alabama won the only meeting between the two schools this year, 59-56, in Tuscaloosa on January 7...The Crimson Tide won the last meeting at the tournament, an 82-75 first round decision on March 12, 2009 in Tampa... Bryce Drew is 0-1 against Alabama.

★ **The Arkansas Series**

(ARK Leads 3-1 at SEC Tourney)

Arkansas leads the all-time series 22-12, including a 12-3 advantage in Fayetteville and a 3-1 lead at neutral sites. Vanderbilt leads the series in Nashville, 8-7... Both teams won on the other's home floor this season - Arkansas won 71-70 on Jan. 24 in Nashville and the Commodores defeated the Razorbacks, 72-59, on Feb. 7 in Fayetteville...Vanderbilt knocked off the Razorbacks in their last SEC Tournament meeting in 2013 in Nashville in the 2nd round, 75-72, on March 14, 2013...Bryce Drew is 1-1 against Arkansas.

★ **The Auburn Series**

(AU leads 6-2 at SEC Tourney)

Vanderbilt owns an 89-51 advantage in the all-time series, leading 51-17 in Nashville and 36-29 in Auburn... The Commodores defeated Auburn this year at Memorial Gym in their SEC home opener, 80-61, on January 4 ... The Tigers are 5-2 against the Commodores at neutral sites with all seven meetings coming at the SEC Tournament... The Commodores defeated Auburn, 93-82, in the opening round of the 2008 SEC Tournament in Vanderbilt's highest scoring SEC Tournament game ever...Bryce Drew is 1-0 against Auburn.

★ **The Florida Series**

(UF leads 6-2 at SEC Tourney)

Vanderbilt leads the all-time series 69-63 and 44-15 in Nashville. Florida owns a 42-23 advantage in Gainesville and a 6-2 lead at neutral sites...Vanderbilt won both meetings between the two schools this year - a 68-66 win on January 21 in Gainesville and a 73-71 victory over the Gators at Memorial Gym on March 4... Florida won the last meeting at the SEC Tournament, 77-66, in the 2011 semifinal round on March 12 in Atlanta... Bryce Drew is 2-0 against Florida.

★ **The Georgia Series**

(VU Leads 6-1 at the SEC Tourney)

Vanderbilt leads the all-time series 91-51 and owns a 55-14 advantage in Nashville in games played at Vanderbilt. Georgia leads the series 34-29 in Athens. Vanderbilt enjoys a 7-3 lead at neutral sites ... Georgia won the only meeting between the two teams this year on Jan. 17, 76-68, in Athens... Vanderbilt won the last meeting at the SEC Tournament between the two schools in 2012, 63-41 in a quarterfinal game... Bryce Drew is 0-1 against the Bulldogs.

★ **The Kentucky Series**

(VU leads 5-4 at the SEC Tourney)

Kentucky leads the overall series 143-47, including an 80-14 advantage in Lexington, 56-28 lead in Nashville and 7-5 edge at neutral sites... Kentucky won two meetings between the two schools this season - an 87-81 decision on January 10 at Memorial Gym and a 73-67 win on February 28 in Lexington ... The Commodores knocked off Kentucky, 71-64, to win their first SEC Tournament Championship since 1951 in 2012, and also beat the Wildcats in the 2013 SEC Tournament Quarterfinals, 64-48, in Nashville... Vanderbilt's 47 wins against Kentucky rank second most among SEC members behind only Tennessee (65)... Bryce Drew is 0-2 all-time against Kentucky.

★ **The LSU Series**

(LSU Leads 5-4 at SEC Tourney)

Vanderbilt leads the all-time series 61-53, including a 34-16 advantage in Nashville. LSU leads the series 30-22 in Baton Rouge and 7-5 at neutral sites... Vanderbilt defeated LSU, 96-89, on December 29 ... Vanderbilt defeated the Tigers, 62-50, in the first round of the 2011 SEC Tournament in their last tournament meeting ... LSU is 5-4 against Vanderbilt at the SEC Tournament ... Bryce Drew is 1-0 against LSU.

★ **The Ole Miss Series**

Vanderbilt leads the all-time series 75-45, including a 48-10 lead in Nashville. Ole Miss owns a 30-23 advantage in Oxford and a 5-4 advantage at neutral sites ... Ole Miss won 81-74 in the only meeting between the two schools this year in Nashville on February 4.. The Rebels won the last meeting at the SEC Tournament in 2013 in the Semifinals, 64-52... Bryce Drew is 0-1 all-time against Ole Miss.

★ **The Mississippi State Series**

(VU leads 8-6 at SEC Tourney)

Vanderbilt leads the all-time series 78-48, including a 46-9 advantage in Nashville and an 8-6 lead at neutral sites. Mississippi State leads 32-24 in Starkville... Vanderbilt won the only meeting this season, a 77-48 decision in Nashville on Feb. 25 ... Miss. State defeated Vanderbilt, 82-68, in the first round of the 2014 SEC tournament in the two teams' last meeting at the tournament... Bryce Drew is 1-0 against the Bulldogs.

★ **The Missouri Series**

(Never met at SEC Tourney)

Vanderbilt leads the series, 6-5. The Commodores have a 5-0 series advantage in games played in Nashville, and Missouri leads the series, 5-0, in Columbia. Vanderbilt leads the all-time neutral site series, 1-0... Missouri won the only meeting between the two schools, 72-52, on Feb. 11..Bryce Drew is 0-2 all-time against Missouri.

★ **The South Carolina Series**

(Never met at SEC Tourney)

Vanderbilt leads the overall series, 30-26. The series is tied at 13 in Columbia and South Carolina leads 2-1 at neutral sites. Vanderbilt leads 17-10 in Nashville ... Vanderbilt won the only meeting between the two schools this season in Nashville, 71-62, on Feb. 18... Bryce Drew is 1-0 against South Carolina.

★ **The Tennessee Series**

(UT Leads 7-1 at SEC Tourney)

Tennessee leads the all-time series, 117-75. The Volunteers lead 70-20 in Knoxville and 7-1 at neutral sites. Vanderbilt owns a 53-40 advantage in Nashville... Both teams won on the opposing teams' home floor - Tennessee defeated VU, 87-75, on February 14 at Memorial Gym, and the Commodores knocked off Tennessee, 67-56, in Knoxville on February 22... Tennessee won the last meeting at the SEC Tournament, a 67-65 decision in last year's tournament on March 10, 2016... Vanderbilt has played more games (191) against Tennessee than any other league opponent ... Bryce Drew is 1-1 against Tennessee.

★ **The Texas A&M Series**

(Never met at SEC Tourney)

Vanderbilt leads the all-time series, 7-2. The Commodores won earlier meetings with the Aggies, 68-54, on January 31 in College Station and 72-67 on February 16 at Memorial Gym...Bryce Drew is 2-0 against Texas A&M.





SEC TOURNAMENT RESULTS SINCE 1979

1979 • Birmingham, Ala • Birmingham Coliseum
Auburn 59, Vanderbilt 53

1980 • Birmingham, Ala • Birmingham Coliseum
Florida 72, Vanderbilt 71

1981 • Birmingham, Ala • Birmingham Coliseum
Vanderbilt 71, Miss State 58
Vanderbilt 60, Kentucky 55
Ole Miss 71, Vanderbilt 51

1982 • Lexington, Ky • Rupp Arena
Vanderbilt 47, Florida 46 (2 OT)
Tennessee 57, Vanderbilt 54

1983 • Birmingham, Ala • Birmingham Coliseum
Mississippi State 76, Vanderbilt 61

1984 • Nashville, Tenn. • Memorial Gym
Vanderbilt 77, Ole Miss 57
Auburn 59, Vanderbilt 58

1985 • Birmingham, Ala • Birmingham Coliseum
Tennessee 71, Vanderbilt 51

1986 • Lexington, Ky • Rupp Arena
Mississippi State 62, Vanderbilt 54

1987 • Atlanta, Ga. • The Omni
Tennessee 74, Vanderbilt 57

1988 • Baton Rouge, La. • Assembly Center
LSU 87, Vanderbilt 80

1989 • Knoxville, Tenn. • Thompson-Boling
Vanderbilt 77, Kentucky 63
Alabama 83, Vanderbilt 79

1990 • Orlando, Fla. • Orlando Arena
Vanderbilt 68, Florida 58
Vanderbilt 78, Georgia 74 (OT)
Ole Miss 65, Vanderbilt 62

1991 • Nashville, Tenn. • Memorial Gym
Georgia 80, Vanderbilt 72

1992 • Birmingham, Ala. • BJCC
Vanderbilt 77, Mississippi State 55
Kentucky 76, Vanderbilt 57

1993 • Lexington, Ky • Rupp Arena
Vanderbilt 76, Alabama 59
LSU 72, Vanderbilt 62

1994 • Memphis, Tenn. • The Pyramid
Auburn 81, Vanderbilt 65

1995 • Atlanta, Ga. • The Georgia Dome
Vanderbilt 85, LSU 61
Arkansas 73, Vanderbilt 72

1996 • New Orleans, La. • Louisiana Superdome
Auburn 68, Vanderbilt 65

1997 • Memphis, Tenn. • The Pyramid
Vanderbilt 73, Mississippi State 67 (OT)
Ole Miss 64, Vanderbilt 62

1998 • Atlanta, Ga. • The Georgia Dome
Alabama 72, Vanderbilt 62

1999 • Atlanta, Ga. • The Georgia Dome
Mississippi State 76, Vanderbilt 58

2000 • Atlanta, Ga. • The Georgia Dome
Vanderbilt 76, Mississippi State 53
LSU 71, Vanderbilt 60

2001 • Nashville, Tenn. • Gaylord Center
Alabama 78, Vanderbilt 59

2002 • Atlanta, Ga. • The Georgia Dome
LSU 69, Vanderbilt 62

2003 • New Orleans, La. • Louisiana Superdome
Vanderbilt 82, Alabama 69
Kentucky 81, Vanderbilt 63

2004 • Atlanta, Ga. • Georgia Dome
Vanderbilt 70, Ole Miss 50
Vanderbilt 74, Mississippi State 70 (OT)
Florida 91, Vanderbilt 69

2005 • Atlanta, Ga. • Georgia Dome
Auburn 77, Vanderbilt 73

2006 • Nashville, Tenn. • Gaylord Center
Vanderbilt 76, Auburn 71
LSU 92, Vanderbilt 73

2007 • Atlanta, Ga. • Georgia Dome
Arkansas 72, Vanderbilt 71

2008 • Atlanta, Ga. • Georgia Dome
Vanderbilt 93, Auburn 82
Arkansas 81, Vanderbilt 65

2009 • Tampa, Fla. • St. Pete Times Forum
Alabama 82, Vanderbilt 75

2010 • Nashville, Tenn. • Bridgestone Arena
Vanderbilt 78, Georgia 66
Mississippi State 62, Vanderbilt 52

2011 • Atlanta, Ga. • Georgia Dome
Vanderbilt 62, LSU 50
Vanderbilt 87, Mississippi State 81
Florida 77, Vanderbilt 66

2012 • New Orleans, La. • New Orleans Arena
Vanderbilt 63, Georgia 41
Vanderbilt 65, Ole Miss 53
Vanderbilt 71, Kentucky 64

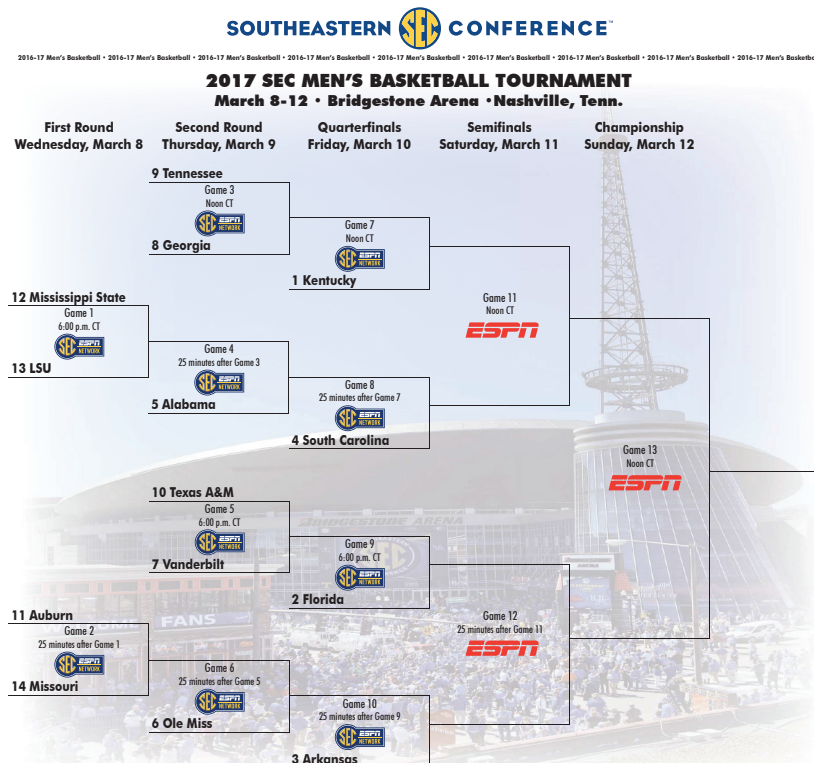
2013 • Nashville, Tenn. • Bridgestone Arena
Vanderbilt 75, Arkansas 72
Vanderbilt 64, Kentucky 48
Ole Miss 64, Vanderbilt 52

2014 • Atlanta, Ga. • Georgia Dome
Mississippi State 82, Vanderbilt 68


2015 • Nashville, Tenn. • Bridgestone Arena
Tennessee 67, Vanderbilt 61

2016 • Nashville, Tenn. • Bridgestone Arena
Tennessee 67, Vanderbilt 65

2017 SEC TOURNAMENT BRACKET



HEAD COACH BRYCE DREW



THE DREW FILE

High School: Valparaiso (Ind.), '94
College: Bachelor of Arts In Sports Management, Valparaiso, '98
Family: Wife, Tara, son Bryson (2)



DREW THROUGH THE YEARS

Year	School	Position	W-L	Conf.	Postseason
2017	Vanderbilt	Head Coach	17-14	10-8	-
2016	Valparaiso	Head Coach	30-7	16-2	NIT Finals
2015	Valparaiso	Head Coach	28-6	13-3	NCAA Second Round
2014	Valparaiso	Head Coach	18-16	9-7	Colleg Insider.com First Round
2013	Valparaiso	Head Coach	26-8	13-3	NCAA Second Round
2012	Valparaiso	Head Coach	22-12	14-4	NIT First Round
2011	Valparaiso	Assistant Coach	23-12	12-6	Colleg Insider.com First Round
2010	Valparaiso	Assistant Coach	15-17	10-8	-
2009	Valparaiso	Assistant Coach	9-22	5-13	-
2008	Valparaiso	Assistant Coach	22-14	9-9	College Basketball Invite 2nd Rd.
2007	Valparaiso	Assistant Coach	16-15	9-5	-
2006	Valparaiso	Assistant Coach	17-12	8-8	-
2005	Valencia (Spain)	Player	38-14		Champions League Second Round
2004	New Orleans (NBA)	Player	41-41		East 1st round
2003	New Orleans (NBA)	Player	47-35		East 1st round
2002	Charlotte (NBA)	Player	44-38		East Semifinals
2001	Chicago (NBA)	Player	15-67		-
2000	Houston (NBA)	Player	34-48		-
1999	Houston (NBA)	Player	31-19		West 1st round
1998	Valparaiso	Player	23-10	13-3	NCAA Regional Semifinals
1997	Valparaiso	Player	24-7	13-3	NCAA First Round
1996	Valparaiso	Player	22-10	13-5	NCAA First Round
1995	Valparaiso	Player	20-8	14-4	-
Head Coach Totals			141-63	75-27	
Totals at Vanderbilt (Head Coach)			17-14	10-8	
Totals at Valparaiso (Head Coach)			124-49	65-19	
Totals at Valparaiso (Assistant)			102-92	53-49	
Totals at Valparaiso (playing)			89-35	53-15	
Totals as NBA Player			212-248		

3	Three-time Horizon League Coach of the Year
25	Averaged 25 wins a year in five years at Valparaiso
27	27th coach in Vanderbilt basketball history, and ninth of the modern era.
4	Postseason appearances as a head coach, including two in the NCAA Tournament and two in the NIT.
15	Coached 15 All-Horizon League honorees.
30	Won 30 games with Valparaiso in 2015-16.
2,142	Career points scored at Valparaiso - the 2nd most in the program's history. He is also the program's leader in 3-pointers made (364) and assists (626).
2	Two-time NABC District 12 Coach of the Year
6	Played six seasons in the NBA... Two with Houston, one with Chicago, and three with Charlotte/New Orleans
1,000	Scored over 1,000 points in his NBA career.
12	Played alongside 12 NBA All-Stars
3	Played with three players named among the Top 50 NBA Players of All Time - Charles Barkley, Hakeem Olajuwon, and Scottie Pippin
18	Has won 18 or more games each season as a head coach.

**VANDERBILT
ATHLETIC COMMUNICATIONS**

INTERVIEW POLICY

Vanderbilt head coach Bryce Drew and selected Vanderbilt players will be available to the media before practice on a weekly basis during the non-conference season, and bi-weekly during the SEC season.

The times for those media sessions will be emailed to media members in advance of those pre-practice interviews.

Media may photograph the first 20 minutes of practice. All practices are closed to the public.

POSTGAME INTERVIEW POLICY

Vanderbilt head coach Bryce Drew will enter the Memorial Gym interview room after the NCAA-mandated 10-minute cooling off period, and after the visiting team makes an appearance in the interview room.

VUCOMMODORES.COM

The official website of Vanderbilt athletics, vucommo- dore.com, includes pregame notes, season statistics, videos of press conferences and meetings with the media, live stats, twitter feeds, and streaming audio and video of everything that is Commodore athletics.

@VANDYMBB

The official Twitter feed of Vanderbilt men's basketball, follow the latest information and get breaking news on Com- modore basketball.

VU QUICK FACTS

Location Nashville, Tenn.
Founded 1873
Conference Southeastern
Enrollment 6,738
Nickname Commodores
Colors Black and Gold
Home Arena Memorial Gymnasium (14,316)
Chancellor Nicholas Zeppos
Vice Chancellor David Williams II
Faculty Rep. Dr. Susan Wentz

Athletic Communications

Men's Basketball SID Andy Boggs
Media Relations Address 2601 Jess Neely Dr.
 Nashville, TN 37212
Office Phone (615) 343-1847
E-Mail Andy.Boggs@Vanderbilt.edu

INS AND OUTS

Career Games Played			
Player	Games	Starts	Cons. Starts
Luke Kornet	124	72	35
Nolan Cressler	120	60	14
Riley LaChance	99	85	31
Matthew Fisher-Davis	96	61	-
Jeff Roberson	96	80	34
Joe Toye	61	9	8
Payton Willis	31	12	0
Djery Baptiste	31	1	0
Clewon Brown	30	0	0

Double-Digit Scoring Games			
Player	Career (Record)	'16-17	Cons.
Luke Kornet	56 (36-20)	24 (14-10)	4 (3-1)
Riley LaChance	51 (37-16)	16 (12-4)	1 (1-0)
M. Fisher-Davis	48 (31-17)	21 (14-7)	-
Jeff Roberson	40 (27-13)	20 (12-8)	1 (1-0)
Nolan Cressler	54	12 (9-3)	1 (1-0)
Joe Toye	10 (5-5)	7 (4-3)	-
Payton Willis	5 (4-1)	5 (4-1)	-

Double-Digit Rebounding Games			
Player	Career	'16-17	Cons.
Luke Kornet	12 (11-1)	4 (3-1)	-
Jeff Roberson	10 (8-2)	4 (2-2)	-
M. Fisher-Davis	1 (1-0)	-	-

Double-Doubles			
Player	Career	'16-17	Cons.
Luke Kornet	9 (8-1)	4 (3-1)	-
Jeff Roberson	8 (6-2)	3 (1-2)	-
Matthew Fisher-Davis	1 (1-0)	-	-

2016-17 TRENDS

Winning Opening Tip	13-10
Losing Opening Tip	4-4
VU Scores First	10-9
Opponent Scores First	7-5
Leading at Halftime	12-5
Trailing at Halftime	4-7
Tied at Halftime	1-2
Leading with Five Minutes Remaining	15-3
Trailing with Five Minutes Remaining	2-11
Tied with Five Minutes Remaining	0-0
Leading with Two Minutes Remaining	15-1
Trailing with Two Minutes Remaining	0-11
Tied with Two Minutes Remaining	2-1
Overtime	0-0
Games Decided by Three Points or Less	3-3
Games Decided by 4-10 Points	5-7
Games Decided by 11-20 Points	5-2
Games Decided by 21-plus Points	4-2
VU Shoots 50% or Better	5-1
VU Shoots 40% or Better	14-8
VU Shoots Lower Than 40%	3-6
Opponent Shoots 50% or Better	2-4
Opponent Shoots 40% or Better	10-11
Opponent Shoots Lower Than 40%	7-4
VU Outshoots Opponent	11-5
VU Outshot by Opponent	6-9
Shoot Same Percentage	0-0
VU Scores 70 Points or More	14-6
VU Scores Less Than 70 Points	3-8
VU Scores 80 Points or More	6-1
VU Scores 90 Points or More	2-0
Opponent Scores 70 Points or More	4-11
Opponent Scores Less Than 70 Points	13-3
Opponent Scores 80 Points or More	1-4
Opponent Scores 90 Points or More	0-1
Makes More 3-Pointers Than Opponent	14-8
Makes Fewer 3-Pointers Than Opponent	1-6
3-Pointers are Equal	2-0
Outrebounds Opponent	11-3
Outrebounded by Opponent	5-10
Rebounds are Equal	1-1
Playing on National TV	14-12
Playing on Regional TV	0-0
Online Only	3-2
Playing on Weekday	11-9
Playing on Weekend	6-5
Game Tips Before 6 p.m. CT (afternoons)	5-3
Game Tips After 6 p.m. CT (evenings)	12-11
In White Uniforms	6-3
In Gold Uniforms	4-2
In Black Uniforms	6-7
In Grey Uniforms	0-2
In Equality Uniforms	1-0
In November	4-3
In December	3-3
In January	4-5
In February	5-3
In March	1-0
Home	11-5
Neutral	1-3
Away	5-6
Conferences	
vs. Non-Conference	7-6
Big East	0-2
Ohio Valley	2-0
MEAC	1-0
Patriot League	0-1
West Coast	1-0
Big Ten	0-1
Big South	1-0
Conference USA	0-1
Southern Conference	1-0
Atlantic 10	0-1
Big 12	1-0
Vs. SEC	10-8
Lineups	
Kornet, Roberson, Fisher-Davis, LaChance, Willis	6-6
Kornet, Roberson, Fisher-Davis, LaChance, Cressler	5-4
Kornet, Roberson, Toye, LaChance, Cressler	6-3
Kornet, Baptiste, Roberson, Fisher-Davis, LaChance	0-1

SEC PRESEASON POLL

Preseason Media Poll, Pts

1. Kentucky
2. Florida
3. Texas A&M
4. Georgia
5. Arkansas
- 6. Vanderbilt**
7. Alabama
8. South Carolina
9. Ole Miss
10. Mississippi State
11. Auburn
12. LSU
13. Tennessee
14. Missouri

First Team All-SEC

- Moses Kingsley* – Arkansas, F, Sr.
 J.J. Frazier – Georgia, G, Sr.
 Edrice "Bam" Adebayo – Kentucky, F, Fr.
 De'Aaron Fox – Kentucky, G, Fr.
 Tyler Davis – Texas A&M, C, So.

Second Team All-SEC

- KeVaughn Allen – Florida, G, So.
 Yante Maten – Georgia, F, Jr.
 Isaiah Briscoe – Kentucky, G, So.
 Mailik Monk – Kentucky, G, Fr.
 Antonio Blakeney – LSU, G, So.
 Quinndary Weatherspoon – Mississippi State, G, So.

Luke Kornet – Vanderbilt, F, Sr.

SEC Player of the Year: Moses Kingsley, Arkansas





LAST TIME OUT

BOX SCORE VS. FLORIDA



Official Basketball Box Score -- Game Totals -- Final Statistics
Florida vs Vanderbilt
 03/04/17 1 p.m. at Nashville, Tenn. (Memorial Gym)



Florida 71 • 24-7, 14-4 SEC

##	Player	Total			3-Ptr			Rebounds			PF	TP	A	TO	Blk	Stl	Min
		FG-FGA	FG-FGA	FT-FTA	FG-FGA	FG-FGA	FT-FTA	Off	Def	Tot							
01	Robinson, Devin	f	4-6	0-0	0-1	0	6	6	4	8	1	2	1	2	39		
13	Hayes, Kevarrius	f	0-3	0-0	2-2	3	1	4	2	2	0	0	0	0	10		
23	Leon, Justin	f	2-4	1-2	1-1	0	3	3	3	6	1	1	0	0	17		
00	Hill, Kasey	g	5-12	0-0	0-1	0	5	5	3	10	1	5	0	1	30		
05	Allen, KeVaughn	g	4-10	2-6	3-5	0	2	2	1	13	0	2	0	3	35		
11	Chiozza, Chris		3-5	1-2	4-4	0	4	4	4	11	4	0	0	0	25		
24	Barry, Canyon		6-11	1-3	2-4	1	1	2	2	15	0	1	1	0	25		
25	Stone, Keith		3-6	0-2	0-0	2	2	4	3	6	3	2	0	0	19		
Team						1	4	5									
Totals			27-57	5-15	12-18	7	28	35	22	71	10	13	2	6	200		

FG % 1st Half: 16-31 51.6% 2nd half: 11-26 42.3% Game: 27-57 47.4%
 3FG % 1st Half: 3-8 37.5% 2nd half: 2-7 28.6% Game: 5-15 33.3%
 FT % 1st Half: 5-6 83.3% 2nd half: 7-12 58.3% Game: 12-18 66.7%

Deadball
Rebounds
2

Vanderbilt 73 • 17-14, 10-8 SEC

##	Player	Total			3-Ptr			Rebounds			PF	TP	A	TO	Blk	Stl	Min
		FG-FGA	FG-FGA	FT-FTA	FG-FGA	FG-FGA	FT-FTA	Off	Def	Tot							
02	TOYE, Joe	f	1-5	1-2	1-4	0	2	2	3	4	0	3	0	2	33		
11	ROBERSON, Jeff	f	5-5	1-1	4-4	2	4	6	4	15	1	1	1	2	36		
03	KORNET, Luke	c	7-17	2-8	8-10	1	5	6	3	24	1	1	2	1	37		
13	LACHANCE, Riley	g	4-9	1-3	4-5	0	5	5	3	13	4	1	0	0	31		
24	CRESSLER, Nolan	g	5-9	0-3	3-3	0	6	6	3	13	3	2	0	1	32		
01	WILLIS, Payton		1-2	0-1	0-0	0	1	1	0	2	0	0	1	1	11		
05	FISHER-DAVIS, Matthe		1-5	0-3	0-1	1	2	3	2	2	0	1	0	0	15		
12	BAPTISTE, Djery		0-1	0-0	0-0	0	0	0	0	0	0	0	0	0	3		
15	BROWN, Clevon		0-1	0-1	0-0	0	0	0	0	0	0	0	0	0	2		
Team						1	2	3									
Totals			24-54	5-22	20-27	5	27	32	18	73	9	9	4	7	200		

FG % 1st Half: 11-27 40.7% 2nd half: 13-27 48.1% Game: 24-54 44.4%
 3FG % 1st Half: 3-14 21.4% 2nd half: 2-8 25.0% Game: 5-22 22.7%
 FT % 1st Half: 6-8 75.0% 2nd half: 14-19 73.7% Game: 20-27 74.1%

Deadball
Rebounds
4

Officials: Pat Adams, Tim Gattis, Bart Lenox
 Technical fouls: Florida-None. Vanderbilt-None.
 Attendance: 10431

Score by periods	1st	2nd	Total
Florida	40	31	71
Vanderbilt	31	42	73

Points	In Paint	Off T/O	2nd Chance	Fast Break	Bench
UF	34	14	6	4	32
VU	36	17	5	6	4

Last FG - UF 2nd-00:11, VU 2nd-01:35.
 Largest lead - UF by 12 2nd-12:06, VU by 7 1st-16:41.
 UF led for 25:53. VU led for 09:35. Game was tied for 04:32.

Score tied - 7 times.
 Lead changed - 5 times.

Team Notes:

- ★ Vanderbilt's five made 3-point field goals were its fewest since Dec. 8, 2016 against Middle Tennessee.
- ★ Vanderbilt's first lead in the second half came at the 3:25 mark on a Riley LaChance layup to make the score 65-63.
- ★ The Commodores outscored the Gators 28-15 in the final 10 minutes of gameplay.

Player Notes:

- ★ Luke Kornet scored a season-high 24 points including 8-for-10 on free throws.
- ★ The 24 points tied a career-high for Kornet. He last accomplished the feat on Nov. 23, 2014 against Tennessee State.
- ★ It was also the second consecutive game scoring 20 or more points for Kornet.
- ★ Kornet also added two blocks for Vanderbilt. He is now just one block away from the school's all-time record.
- ★ Jeff Roberson was the second leading scorer for Vanderbilt with 15 points on a perfect 5-for-5 shooting performance and 4-for-for from the free throw line.
- ★ Nolan Cressler and Riley LaChance rounded out the list of double-figures scorers for Vanderbilt with 13 points apiece.
- ★ Kornet, Roberson and Cressler all corralled six rebounds apiece, which marked a team-high.
- ★ LaChance recorded a team-high four assists on the day.
- ★ Seniors Nolan Cressler and Luke Kornet were both honored before the game as a part of the team's Senior Night

RECAP

NASHVILLE (AP) -- First-year coach Bryce Drew believes his Vanderbilt Commodores have put together a very strong resume for the NCAA Tournament.

Adding a second upset of No. 12 Florida in the regular season finale sure helped.

Riley LaChance's layup with 1:35 left gave Vanderbilt the lead for good, and the Commodores rallied from a 12-point deficit to upset Florida 73-71 on Saturday and sweep the Gators.

With the win, Vanderbilt (17-14, 10-8 Southeastern Conference) has won five of six overall and polished up its resume for the NCAA Tournament. The Commodores won despite one of their worst shooting days this season outside the arc by the SEC's best 3-point shooters.

"We're definitely playing our best basketball right now, which is when you want to be playing your best ...," Drew said. "I'm biased. I think we should be in. We've won nine of our last 12, and five of those wins are against teams that are going to be in. There are a lot of things hopefully going our way."

Florida (24-7, 14-4) goes into the SEC Tournament having lost two of its last three.

The Gators led 54-42 with 12:06 left, then went cold down the stretch.

"Vanderbilt was more poised," Florida coach Mike White said. "They were more solid both offensively and defensively. They made better decisions. Two veteran teams, they played like a veteran team. We didn't play enough like one. They were terrific."

Kornet finished with a game-high 24 points. Jeff Roberson added 15 points, and LaChance and Cressler each had 13.

Canyon Barry led the Gators with 15 points. KeVaughn Allen had 13, Chris Chiozza 11 and Hill finished with 10.





Official Basketball Box Score - Game Totals - Final Statistics
Vanderbilt vs Marquette
 11/11/16 6:37 PM at Annapolis, Md. (Alumni Hall)



Vanderbilt 71 • 0-1

##	Player	Total		3-Ptr		Rebounds			PF	TP	A	TO	Blk	Stl	Min
		FG-FGA	FG-FGA	FT-FTA	Off	Def	Tot								
03	KORNET, Luke	4-9	1-4	6-6	0	5	5	3	15	1	3	2	0	23	
11	ROBERSON, Jeff	3-11	1-4	2-2	4	6	10	0	9	2	5	0	1	33	
05	FISHER-DAVIS, Matthe	4-10	2-5	2-2	0	0	0	0	12	1	4	0	0	22	
13	LACHANCE, Riley	3-5	2-3	1-2	0	2	2	0	9	2	1	1	0	33	
24	CRESSLER, Nolan	3-8	1-1	0-0	3	6	9	1	7	1	3	0	0	19	
00	JUSTICE, Camron	1-5	0-3	0-0	0	2	2	0	2	3	1	0	1	19	
01	WILLIS, Payton	1-3	0-1	1-6	1	1	2	0	3	1	0	0	1	8	
02	TOYE, Joe	2-4	0-2	4-6	1	1	2	1	8	2	1	0	0	21	
12	BAPTISTE, Djery	0-1	0-0	1-2	0	1	1	4	1	0	0	1	1	9	
15	BROWN, Clevon	2-2	1-1	0-0	1	1	2	1	5	0	1	1	0	13	
Team					1	1	2								
Totals		23-58	8-24	17-26	11	26	37	10	71	13	19	5	4	200	

FG % 1st Half: 14-33 42.4% 2nd half: 9-25 36.0% Game: 23-58 39.7% Deadball Rebounds 4
 3FG % 1st Half: 5-13 38.5% 2nd half: 3-11 27.3% Game: 8-24 33.3%
 FT % 1st Half: 7-10 70.0% 2nd half: 10-16 62.5% Game: 17-26 65.4%

Marquette 95 • 1-0

##	Player	Total		3-Ptr		Rebounds			PF	TP	A	TO	Blk	Stl	Min
		FG-FGA	FG-FGA	FT-FTA	Off	Def	Tot								
40	FISCHER, Luke	7-9	0-0	4-4	3	4	7	3	18	3	0	3	2	32	
00	HOWARD, Markus	0-2	0-0	0-0	0	0	0	4	0	2	1	0	0	11	
22	REINHARDT, Katin	4-14	1-6	0-0	0	4	4	1	9	3	2	0	2	26	
20	JOHNSON, Jajuan	9-13	3-5	0-0	1	3	4	3	21	3	1	1	6	29	
25	CHEATHAM, Haanif	6-11	3-5	0-0	0	6	6	1	15	3	1	0	2	28	
01	WILSON, Duane	4-6	1-2	0-0	0	3	3	1	9	0	2	0	0	14	
05	COHEN III, Sandy	0-1	0-0	0-0	1	1	2	1	0	0	2	0	0	5	
10	HAUSER, Sam	5-8	4-7	0-0	1	2	3	2	14	1	0	0	1	19	
12	HELDT, Matt	1-1	0-0	0-1	0	1	1	4	2	0	2	0	0	3	
21	CARTER, Traci	3-6	1-3	0-0	3	1	4	2	7	5	0	0	0	19	
30	ROWSEY, Andrew	0-3	0-3	0-0	0	2	2	1	0	2	0	0	0	14	
Team					1	2	3								
Totals		39-74	13-31	4-5	10	29	39	23	95	22	12	4	13	200	

FG % 1st Half: 16-35 45.7% 2nd half: 23-39 59.0% Game: 39-74 52.7% Deadball Rebounds 0
 3FG % 1st Half: 3-12 25.0% 2nd half: 10-19 52.6% Game: 13-31 41.9%
 FT % 1st Half: 4-5 80.0% 2nd half: 0-0 0.0% Game: 4-5 80.0%

Officials: Michael Stephens, James Breeding, Les Jones
 Technical fouls: Vanderbilt-None. Marquette-None.
 Attendance: 2016 Veterans Classic

Score by periods	1st	2nd	Total
Vanderbilt	40	31	71
Marquette	39	56	95

Points	In	Off	2nd	Fast	Bench
	Paint	T/O	Chance	Break	
VU	22	11	9	2	19
MU	44	35	19	19	32

Last FG - VU 2nd-00:00, MU 2nd-01:35.
 Largest lead - VU by 1 1st-00:25, MU by 32 2nd-03:51.
 VU led for 01:23. MU led for 35:25. Game was tied for 03:12.

Score tied - 5 times.
 Lead changed - 2 times.



Official Basketball Box Score - Game Totals - Final Statistics
Belmont vs Vanderbilt
 11/15/16 8 p.m. at Nashville, Tenn. (Memorial Gym)



Belmont 66 • 0-1

##	Player	Total		3-Ptr		Rebounds			PF	TP	A	TO	Blk	Stl	Min
		FG-FGA	FG-FGA	FT-FTA	Off	Def	Tot								
32	EKEKEZE, Amanze	7-10	3-5	1-1	1	4	5	4	18	1	1	0	0	26	
35	BRADDS, Evan	6-15	1-2	6-10	1	7	8	2	19	1	1	1	1	31	
01	LUKE, Austin	2-7	1-6	0-0	0	3	3	2	5	6	0	1	1	29	
03	WINDLER, Dylan	3-5	1-3	0-0	4	2	6	2	7	2	0	1	0	28	
20	BARNETTE, Taylor	3-15	3-13	2-2	1	3	4	3	11	2	3	0	0	35	
02	SMITH, Nick	1-6	0-5	0-0	1	0	1	4	2	0	0	0	1	17	
11	MCCLAIN, Kevin	2-8	0-5	0-0	1	0	1	2	4	3	2	0	0	15	
21	SAMPSON, Burton	0-1	0-1	0-0	0	0	0	0	0	0	0	0	0	8	
24	BANKERT, Michael	0-0	0-0	0-0	1	1	2	0	0	0	0	0	0	1	
31	LESTER, Josh	0-0	0-0	0-0	0	0	0	1	0	0	0	0	0	0+	
41	HADDEN, Tyler	0-1	0-1	0-0	0	0	0	3	0	0	0	0	0	4	
50	ADELSPERGER, Seth	0-0	0-0	0-0	0	1	1	0	0	0	0	0	0	2	
Team					0	2	2								
Totals		24-68	9-41	9-13	10	23	33	23	66	15	9	2	4	200	

FG % 1st Half: 9-30 30.0% 2nd half: 15-38 39.5% Game: 24-68 35.3% Deadball Rebounds 3
 3FG % 1st Half: 1-18 5.6% 2nd half: 8-23 34.8% Game: 9-41 22.0%
 FT % 1st Half: 2-2 100.0% 2nd half: 7-11 63.6% Game: 9-13 69.2%

Vanderbilt 80 • 1-1

##	Player	Total		3-Ptr		Rebounds			PF	TP	A	TO	Blk	Stl	Min
		FG-FGA	FG-FGA	FT-FTA	Off	Def	Tot								
03	KORNET, Luke	4-9	0-0	12-16	2	5	7	1	20	2	3	3	0	29	
11	ROBERSON, Jeff	4-8	2-4	0-0	2	6	8	5	10	4	1	0	0	33	
05	FISHER-DAVIS, Matthe	4-10	3-6	5-5	0	3	3	0	16	0	2	0	0	34	
13	LACHANCE, Riley	1-3	1-1	2-2	0	3	3	0	5	4	1	0	0	24	
24	CRESSLER, Nolan	2-5	1-2	0-0	1	4	5	3	5	3	0	0	1	28	
00	JUSTICE, Camron	1-2	1-1	0-0	0	1	1	0	3	0	1	0	0	6	
01	WILLIS, Payton	3-5	1-3	3-4	1	0	1	1	10	0	2	0	1	16	
02	TOYE, Joe	1-3	0-1	1-2	0	6	6	0	3	0	1	0	0	14	
12	BAPTISTE, Djery	3-5	0-0	2-2	0	3	3	4	8	0	2	0	0	11	
15	BROWN, Clevon	0-0	0-0	0-0	0	0	0	1	0	0	0	1	0	5	
Team					1	3	4								
Totals		23-50	9-18	25-31	7	34	41	15	80	13	14	4	2	200	

FG % 1st Half: 14-26 53.8% 2nd half: 9-24 37.5% Game: 23-50 46.0% Deadball Rebounds 3,1
 3FG % 1st Half: 6-9 66.7% 2nd half: 3-9 33.3% Game: 9-18 50.0%
 FT % 1st Half: 2-4 50.0% 2nd half: 23-27 85.2% Game: 25-31 80.6%

Officials: Olandis Poole, Bart Lenox, Jason Baker
 Technical fouls: Belmont-None. Vanderbilt-None.
 Attendance: 9116

Score by periods	1st	2nd	Total
Belmont	21	45	66
Vanderbilt	36	44	80

Points	In	Off	2nd	Fast	Bench
	Paint	T/O	Chance	Break	
BEL	28	8	7	3	6
VU	24	3	12	3	24

Last FG - BEL 2nd-00:56, VU 2nd-01:17.
 Largest lead - BEL by 2 1st-19:45, VU by 16 1st-01:41.
 BEL led for 00:15. VU led for 39:30. Game was tied for 00:15.

Score tied - 0 times.
 Lead changed - 1 time.



Official Basketball Box Score - Game Totals - Final Statistics
Norfolk State vs Vanderbilt
 11/18/16 7 p.m. at Nashville, Tenn. (Memorial Gym)



Norfolk State 52 • 2-2

##	Player	Total		3-Ptr		Rebounds			PF	TP	A	TO	Blk	Stl	Min
		FG-FGA	FG-FGA	FT-FTA	Off	Def	Tot								
22	LONG, Alex	1-9	0-0	1-2	2	3	5	3	3	0	3	0	0	20	
05	GELLINEAU, Bryan	0-1	0-0	0-0	0	1	1	3	0	0	4	1	0	12	
02	ROBINSON, Zaynah	2-8	0-1	2-2	0	2	2	1	6	1	0	1	0	30	
03	WADE, Jonathan	6-14	1-4	7-9	2	6	8	2	20	0	2	0	1	36	
04	GOSS, Micah	1-6	1-4	0-0	0	1	1	1	3	0	0	0	0	16	
00	WARD, Carrington	2-10	0-1	0-0	1	2	3	0	4	1	1	0	1	22	
13	ALLEN, Stavian	0-0	0-0	0-0	0	2	2	3	0	0	0	0	0	8	
20	BROWN, Alex	0-1	0-0	0-0	0	0	0	0	0	0	0	0	0	7	
24	WILLIAMS, Kyle	0-1	0-1	0-0	0	0	0	0	0	0	0	0	0	11	
44	ROBINSON, Dan	3-5	0-0	1-1	3	1	4	4	7	0	0	0	0	22	
45	BUTLER, Jordan	3-5	0-0	3-6	2	2	4	4	9	0	2	0	0	16	
Team					3	3	6								
Totals		18-60	2-11	14-20	13	23	36	21	52	2	12	1	3	200	

FG % 1st Half: 9-31 29.0% 2nd half: 9-29 31.0% Game: 18-60 30.0% Deadball Rebounds 2
 3FG % 1st Half: 2-5 40.0% 2nd half: 0-6 0.0% Game: 2-11 18.2%
 FT % 1st Half: 8-11 72.7% 2nd half: 6-9 66.7% Game: 14-20 70.0%

Vanderbilt 75 • 2-1

##	Player	Total		3-Ptr		Rebounds			PF	TP	A
----	--------	-------	--	-------	--	----------	--	--	----	----	---



Official Basketball Box Score - Game Totals - Final Statistics
Vanderbilt vs Butler
 11/24/16 5:00pm at Orleans Arena, Las Vegas, NV



Vanderbilt 66 • 2-3

#	Player	Total		3-Ptr		Rebounds			PF	TP	A	TO	Blk	Stl	Min
		FG-FGA	FT-FTA	FG-FGA	FT-FTA	Off	Def	Tot							
03	KORNET, Luke	2-11	1-5	0-0	1	4	5	3	5	1	4	2	0	0	28
11	ROBERSON, Jeff	3-5	0-2	5-6	0	4	4	4	11	1	2	1	1	25	
12	BAPTISTE, Djery	1-3	0-0	0-0	1	1	2	3	2	0	2	0	0	17	
05	FISHER-DAVIS, Matthe	1-3	0-2	0-0	1	2	3	0	2	0	0	0	1	11	
13	LACHANCE, Riley	2-6	1-2	2-2	1	3	4	3	7	6	2	0	0	34	
00	JUSTICE, Camron	0-2	0-1	1-2	0	1	1	2	1	1	0	0	0	10	
01	WILLIS, Payton	5-8	2-5	5-6	1	2	3	2	17	2	2	1	0	27	
02	TOYE, Joe	3-5	0-1	1-2	0	2	2	4	7	0	1	0	1	14	
15	BROWN, Clevon	2-4	2-2	0-0	2	2	4	2	6	0	1	0	0	16	
20	MCGLOIN, Phillip	0-0	0-0	0-0	0	0	0	1	0	0	0	0	0	0+	
24	CRESSLER, Nolan	3-5	1-2	1-1	0	3	3	5	8	0	2	0	2	18	
Team						1		2							
Totals		22-52	7-22	15-19	8	25	33	29	66	11	16	4	5	200	

FG % 1st Half: 11-28 39.3% 2nd half: 11-24 45.8% Game: 22-52 42.3%
 3FG % 1st Half: 4-12 33.3% 2nd half: 3-10 30.0% Game: 7-22 31.8%
 FT % 1st Half: 8-10 80.0% 2nd half: 7-9 77.8% Game: 15-19 78.9%

Butler 76 • 5-0

#	Player	Total		3-Ptr		Rebounds			PF	TP	A	TO	Blk	Stl	Min
		FG-FGA	FT-FTA	FG-FGA	FT-FTA	Off	Def	Tot							
04	WIDEMAN, Tyler	1-4	0-0	6-6	6	1	7	2	8	1	3	0	0	27	
30	MARTIN, Kelan	3-12	1-5	7-10	0	3	3	4	14	2	2	0	0	30	
45	CHRABASCZ, Andrew	3-7	2-3	4-4	3	7	10	2	12	3	1	0	1	37	
00	WOODSON, Avery	2-6	1-4	0-0	0	4	4	2	5	2	0	0	0	17	
01	LEWIS, Tyler	4-9	1-4	6-10	0	2	2	0	15	4	2	0	0	30	
03	BALDWIN, Kamar	5-7	2-3	0-0	0	1	1	3	12	1	1	0	1	27	
11	SAVAGE, Kethan	1-1	0-0	0-2	0	1	1	0	2	0	0	0	0	6	
00	BADDLEY, Henry	0-0	0-0	0-0	0	0	0	0	0	0	0	0	0	2	
22	McDERMOTT, Sean	2-6	2-6	1-2	1	5	6	4	7	1	2	0	0	20	
51	FOWLER, Nate	0-0	0-0	1-2	2	0	2	0	1	0	1	1	1	4	
Team						0		0							
Totals		21-52	9-25	25-36	12	24	36	17	76	14	12	1	6	200	

FG % 1st Half: 10-23 43.5% 2nd half: 11-29 37.9% Game: 21-52 40.4%
 3FG % 1st Half: 7-13 53.8% 2nd half: 2-12 16.7% Game: 9-25 36.0%
 FT % 1st Half: 14-17 82.4% 2nd half: 11-19 57.9% Game: 25-36 69.4%

Officials: Duke Edsall, Rick Randall, Ed Crenshaw
 Technical fouls: Vanderbilt-TEAM, Butler-None.
 Attendance:

Score by periods	1st	2nd	Total
Vanderbilt	34	32	66
Butler	41	35	76

	In	Off	2nd	Fast	Bench
Points	Paint	T/O	Chance	Break	
VU	30	10	8	2	39
BUT	24	21	10	4	22

Last FG - VU 2nd-00:07, BUT 2nd-01:33.
 Largest lead - VU by 4 1st-18:04, BUT by 12 2nd-01:33.
 VU led for 06:14. BUT led for 33:02. Game was tied for 00:44.
 Score tied - 3 times.
 Lead changed - 5 times.



Official Basketball Box Score - Game Totals - Final Statistics
Santa Clara vs Vanderbilt
 11/25/16 5:00 PM at Orleans Arena, Las Vegas, NV



Santa Clara 66 • 3-4

#	Player	Total		3-Ptr		Rebounds			PF	TP	A	TO	Blk	Stl	Min
		FG-FGA	FT-FTA	FG-FGA	FT-FTA	Off	Def	Tot							
03	JADERSTEN, Henrik	2-6	1-5	0-0	0	5	5	2	5	1	0	0	0	36	
04	PUGH, Jarvis	3-7	0-2	2-2	0	5	5	2	8	1	2	0	0	37	
12	HAUSER, Matt	2-8	0-3	0-0	0	3	3	2	4	4	0	0	0	37	
23	BROWNDRIDGE, Jared	10-15	4-9	12-13	0	1	1	0	36	2	1	1	0	36	
43	KRATCH, Nate	4-9	1-2	0-0	0	3	3	4	9	0	1	0	0	27	
01	WARDLOW, Evan	0-0	0-0	0-0	0	0	0	2	0	0	1	0	0	7	
10	HEALY, Kai	1-2	0-0	0-0	0	0	0	3	2	0	1	0	0	11	
22	HUBBARD, Matt	0-0	0-0	0-0	1	0	1	4	0	0	2	0	0	5	
35	LEWIS, Tony	1-2	0-0	0-0	0	1	1	2	0	1	0	0	0	4	
Team						0		2							
Totals		23-49	6-21	14-15	1	20	21	20	66	8	9	1	0	200	

FG % 1st Half: 10-24 41.7% 2nd half: 13-25 52.0% Game: 23-49 46.9%
 3FG % 1st Half: 3-13 23.1% 2nd half: 3-8 37.5% Game: 6-21 28.6%
 FT % 1st Half: 0-0 0.0% 2nd half: 14-15 93.3% Game: 14-15 93.3%

Vanderbilt 76 • 3-3

#	Player	Total		3-Ptr		Rebounds			PF	TP	A	TO	Blk	Stl	Min
		FG-FGA	FT-FTA	FG-FGA	FT-FTA	Off	Def	Tot							
01	WILLIS, Payton	2-5	1-4	0-0	1	3	4	0	5	8	4	0	0	32	
03	KORNET, Luke	4-9	1-3	9-10	1	5	6	3	18	0	3	1	0	30	
05	FISHER-DAVIS, Matthe	4-9	3-6	3-3	0	2	2	2	14	2	2	0	0	35	
11	ROBERSON, Jeff	4-8	3-5	1-4	0	4	4	2	12	1	4	0	0	32	
13	LACHANCE, Riley	6-7	5-6	0-0	0	4	4	4	17	6	0	0	1	32	
02	TOYE, Joe	1-2	1-1	0-0	0	0	0	0	3	1	0	0	0	9	
12	BAPTISTE, Djery	2-2	0-0	0-0	0	0	0	3	4	0	0	0	0	10	
15	BROWN, Clevon	0-3	0-2	0-0	1	2	3	0	0	0	0	0	0	8	
24	CRESSLER, Nolan	1-3	1-1	0-0	2	1	3	1	3	0	0	0	0	12	
Team						2		4							
Totals		24-48	15-28	13-17	7	25	32	15	76	18	13	1	1	200	

FG % 1st Half: 14-26 53.8% 2nd half: 10-22 45.5% Game: 24-48 50.0%
 3FG % 1st Half: 10-16 62.5% 2nd half: 5-12 41.7% Game: 15-28 53.6%
 FT % 1st Half: 10-11 90.9% 2nd half: 10-11 90.9% Game: 13-17 76.5%

Officials: Rick Randall, Ed Crenshaw, John St. Clair
 Technical fouls: Santa Clara-None. Vanderbilt-None.
 Attendance:

Score by periods	1st	2nd	Total
Santa Clara	23	43	66
Vanderbilt	41	35	76

	In	Off	2nd	Fast	Bench
Points	Paint	T/O	Chance	Break	
SCU	22	14	2	0	4
VU	14	5	3	2	10

Last FG - SCU 2nd-00:24, VU 2nd-01:21.
 Largest lead - SCU None, VU by 18 1st-00:02.
 SCU led for 00:00. VU led for 39:43. Game was tied for 00:17.
 Score tied - 0 times.
 Lead changed - 0 times.



Official Basketball Box Score - Game Totals - Final Statistics
Tennessee State vs Vanderbilt
 11/29/16 7:00 pm at Nashville, Tenn. (Memorial Gym)



Tennessee State 59 • 6-1

#	Player	Total		3-Ptr		Rebounds			PF	TP	A	TO	Blk	Stl	Min
		FG-FGA	FT-FTA	FG-FGA	FT-FTA	Off	Def	Tot							
04	HAMILTON, K.	7-12	3-5	2-5	3	1	4	2	19	0	4	1	0	26	
33	MARTIN, Wayne	2-5	0-1	1-2	1	3	4	2	5	0	4	0	0	28	
03	REED, Jordan	2-5	0-0	2-6	2	2	4	4	6	2	1	2	29		
05	McCALL, Tahjere	1-3	0-0	6-10	0	0	0	5	8	3	0	0	1	20	
14	REDDICK, Darreon	5-14	2-3	0-0	0	0	0	0	12	0	0	0	0	28	
00	CHANEY, Armani	1-3	0-1	0-0	0	2	2	2	2	2	2	0	0	22	
01	SPENCER, Delano	2-7	2-5	0-0	0	0	0	2	6	1	1	0	0	22	
15	WILLIAMS, Xavier	0-0	0-0	0-0	0	1	1	0	0	0	0	0	0	3	
21	MKEOWULU, Christian	0-0	0-0	1-2	1	0	1	3	1	0	2	1	0	19	
23	EVERETT, A'Torey	0-0	0-0	0-0	0	0	0	0	0	0	0	0	0	3	
Team						2		4							
Totals		20-49	7-15	12-25	9	11	20	20	59	8	14	3	3	200	

FG % 1st Half: 9-27 33.3% 2nd half: 11-22 50.0% Game: 20-49 40.8%
 3FG % 1st Half: 2-7 28.6% 2nd half: 5-8 62.5% Game: 7-15 46.7%
 FT % 1st Half: 2-6 33.3% 2nd half: 10-19 52.6% Game: 12-25 48.0%

Vanderbilt 83 • 4-3

#	Player	Total		3-Ptr		Rebounds			PF	TP	A	TO	Blk	Stl	Min
		FG-FGA	FT-FTA	FG-FGA	FT-FTA	Off	Def	Tot							
11	ROBERSON, Jeff	5-10	2-4	1-2	0	5	5	3	13	0	4	0	2	31	
03	KORNET, Luke	2-4	0-1	8-8	3	3	6	2	12	1	3	2	1	28	
01	WILLIS, Payton	2-4	1-3	4-4	1	1	2	3	9	3	3	0	0	23	
05	FISHER-DAVIS, Matthe	6-10	2-5	8-11	2	3	5	2	22	1	2	0	2	29	
13	LACHANCE, Riley	4-6	4-6	0-0	1	1	2	2	12	5	0	0	0	33	



Official Basketball Box Score - Game Totals - Final Statistics
High Point vs Vanderbilt
 12/06/16 7 p.m. at Nashville, Tenn. (Memorial Gym)



High Point 63 • 4-5

#	Player	Total		3-Ptr		Rebounds			PF	TP	A	TO	Blk	Stl	Min
		FG-FGA	FG-FGA	FT-FTA	Off	Def	Tot								
25	MADISON, Ricky	f	0-0	0-0	2-2	0	0	0	5	2	1	3	0	1	20
33	BOWMAN JR, Miles	f	5-10	2-3	10-12	3	3	6	1	22	1	2	1	0	27
02	WHITE, Austin	g	2-3	1-1	0-0	0	1	1	1	5	3	1	0	1	20
03	WRIGHT, Jamal	g	4-4	4-4	0-0	0	4	4	3	12	1	6	0	0	30
22	FOX, Andre	g	1-8	1-2	0-0	0	2	2	0	3	0	2	0	0	24
04	WILLIAMS, Jalen	g	0-1	0-0	0-0	0	0	0	0	0	1	2	0	0	16
10	THOMPSON, Tarique	g	2-3	1-1	0-0	0	1	1	3	5	0	1	0	1	20
14	VARGO, Luke	g	1-1	1-1	0-0	0	0	0	0	3	1	0	0	0	10
24	LINDAUER, Anthony	g	4-10	2-2	1-2	0	3	3	4	11	3	2	0	2	27
34	WHITEHEAD, Jordan	g	0-0	0-0	0-0	0	1	1	0	0	0	0	0	0	3
35	GOODING, Dexter	g	0-1	0-1	0-0	0	1	1	0	0	1	0	0	0	3
	Team					1	1	2							
	Totals		19-41	12-15	13-16	4	17	21	17	63	12	19	1	5	200

FG % 1st Half: 14-25 56.0% 2nd half: 5-16 31.3% Game: 19-41 46.3% Deadball Rebounds 1
 3FG % 1st Half: 8-9 88.9% 2nd half: 4-6 66.7% Game: 12-15 80.0%
 FT % 1st Half: 6-7 85.7% 2nd half: 7-9 77.8% Game: 13-16 81.3%

Vanderbilt 90 • 5-4

#	Player	Total		3-Ptr		Rebounds			PF	TP	A	TO	Blk	Stl	Min
		FG-FGA	FG-FGA	FT-FTA	Off	Def	Tot								
05	FISHER-DAVIS, Matthe	f	6-10	4-8	3-4	0	3	3	0	19	3	1	1	0	29
11	ROBERSON, Jeff	f	5-8	4-7	0-0	0	3	3	2	14	2	2	0	0	25
03	KORNET, Luke	c	3-8	0-2	2-2	0	3	3	4	8	1	1	1	1	23
01	WILLIS, Payton	g	4-5	3-4	2-2	0	2	2	2	13	4	1	1	1	23
13	LACHANCE, Riley	g	4-4	4-4	2-2	0	2	2	2	14	7	1	0	2	29
00	JUSTICE, Camron	g	1-1	0-0	1-1	0	1	1	0	3	0	1	0	1	6
02	TOYE, Joe	g	1-5	1-2	3-4	2	3	5	1	6	1	1	0	0	18
12	BAPTISTE, Djery	g	0-0	0-0	0-0	0	1	1	2	0	0	1	0	0	14
15	BROWN, Clevon	g	1-2	1-2	0-0	0	0	0	2	3	0	1	1	0	11
20	MCGLOIN, Phillip	g	0-0	0-0	0-0	0	0	0	0	0	0	0	0	0	0+
24	CRESSLER, Nolan	g	4-7	2-3	0-0	2	2	4	1	10	5	3	0	3	22
	Team					2	0	2							
	Totals		29-50	19-32	13-15	6	20	26	16	90	23	13	3	8	200

FG % 1st Half: 16-27 59.3% 2nd half: 13-23 56.5% Game: 29-50 58.0% Deadball Rebounds 0
 3FG % 1st Half: 12-19 63.2% 2nd half: 7-13 53.8% Game: 19-32 59.4%
 FT % 1st Half: 6-6 100.0% 2nd half: 7-9 77.8% Game: 13-15 86.7%

Officials: John Hampton, Terry Moore, Nathan Bemis
 Technical fouls: High Point-None. Vanderbilt-None.
 Attendance: 8288

Score by periods	1st	2nd	Total
High Point	42	21	63
Vanderbilt	50	40	90

Points	In	Off	2nd	Fast	Bench
HPU	10	11	5	0	19
VU	12	33	8	10	22

Last FG - HPU 2nd-00:58, VU 2nd-01:26.
 Largest lead - HPU by 7 1st-14:13, VU by 30 2nd-03:40.
 HPU led for 04:34, VU led for 34:14. Game was tied for 01:11.

Score tied - 0 times.
 Lead changed - 4 times.



Official Basketball Box Score - Game Totals - Final Statistics
Vanderbilt vs Middle Tennessee
 12/08/16 6:35 p.m. at Murfreesboro, Tenn.



Vanderbilt 48 • 5-5

#	Player	Total		3-Ptr		Rebounds			PF	TP	A	TO	Blk	Stl	Min
		FG-FGA	FG-FGA	FT-FTA	Off	Def	Tot								
03	KORNET, Luke	f	3-13	0-2	2-2	2	3	5	1	8	1	1	1	0	28
11	ROBERSON, Jeff	f	4-12	1-5	2-5	1	7	8	1	11	0	3	0	1	32
01	WILLIS, Payton	g	0-1	0-1	2-2	0	2	2	1	2	2	1	0	0	16
05	FISHER-DAVIS, Matthe	g	4-13	3-7	2-2	0	3	3	1	13	1	4	0	1	36
13	LACHANCE, Riley	g	1-4	0-2	0-0	0	4	4	2	2	2	3	0	0	34
02	TOYE, Joe	g	1-2	1-1	0-0	0	1	1	0	3	1	1	0	0	8
12	BAPTISTE, Djery	g	0-0	0-0	0-0	0	0	0	0	0	0	0	0	0	3
15	BROWN, Clevon	g	3-4	0-0	0-0	1	3	4	1	6	1	0	1	0	17
24	CRESSLER, Nolan	g	1-4	0-1	1-2	0	2	2	3	3	1	0	0	1	26
	Team					1	3	4							
	Totals		17-53	5-19	9-13	5	28	33	10	48	9	13	2	3	200

FG % 1st Half: 9-28 32.1% 2nd half: 8-25 32.0% Game: 17-53 32.1% Deadball Rebounds 2
 3FG % 1st Half: 4-13 30.8% 2nd half: 1-6 16.7% Game: 5-19 26.3%
 FT % 1st Half: 1-2 50.0% 2nd half: 8-11 72.7% Game: 9-13 69.2%

Middle Tennessee 71 • 9-1

#	Player	Total		3-Ptr		Rebounds			PF	TP	A	TO	Blk	Stl	Min
		FG-FGA	FG-FGA	FT-FTA	Off	Def	Tot								
22	WILLIAMS, JaCorey	f	6-9	0-0	1-2	0	10	10	2	13	0	1	0	1	31
30	UPSHAW, Reggie	f	7-12	0-2	0-2	1	5	6	2	14	5	1	1	3	35
00	DIXON, Tyrrik	g	1-4	0-1	0-0	1	5	6	1	2	2	3	0	1	23
11	SIMPSON, Edward	g	1-5	1-5	0-0	0	1	1	1	3	6	1	0	2	29
20	POTTS, Giddy	g	10-17	4-9	3-3	1	8	9	2	27	1	0	0	3	34
01	WALTERS, Brandon	g	1-4	0-0	0-0	1	1	2	1	2	1	0	1	0	10
02	JOHNSON, Antwan	g	0-4	0-3	3-4	1	1	2	0	3	0	0	0	0	9
04	HABERSHAM, Xavier	g	2-5	2-3	0-0	0	1	1	1	6	0	0	0	0	21
14	MILLER, Chase	g	0-0	0-0	0-0	0	0	0	0	0	0	0	1	0	2
24	COPELAND, Quavius	g	0-0	0-0	0-0	0	0	0	0	0	0	0	0	0	2
25	GAMBLE, Karl	g	0-1	0-1	1-2	0	0	0	2	1	0	0	0	0	2
45	FOOTE, Aldonis	g	0-0	0-0	0-0	0	0	0	2	0	0	0	0	0	2
	Team					2	0	2							
	Totals		28-61	7-24	8-13	7	32	33	14	71	15	6	3	10	200

FG % 1st Half: 12-29 41.4% 2nd half: 16-32 50.0% Game: 28-61 45.9% Deadball Rebounds 3,1
 3FG % 1st Half: 4-13 30.8% 2nd half: 3-11 27.3% Game: 7-24 29.2%
 FT % 1st Half: 3-6 50.0% 2nd half: 5-7 71.4% Game: 8-13 61.5%

Officials: Ray Natili, Patrick Adams, Roger Ayers
 Technical fouls: Vanderbilt-None. Middle Tennessee-None.
 Attendance: 9606

Score by periods	1st	2nd	Total
Vanderbilt	23	25	48
Middle Tennessee	31	40	71

Points	In	Off	2nd	Fast	Bench
VU	22	4	6	0	12
MT	28	17	3	16	12

Last FG - VU 2nd-05:23, MT 2nd-01:52.
 Largest lead - VU by 4 1st-16:01, MT by 26 2nd-06:51.
 VU led for 04:39, MT led for 34:03. Game was tied for 01:18.

Score tied - 2 times.
 Lead changed - 3 times.



Official Basketball Box Score - Game Totals - Final Statistics
Chattanooga vs Vanderbilt
 12/17/16 7:30 p.m. at Nashville, Tenn. (Memorial Gym)



Chattanooga 74 • 8-3

#	Player	Total		3-Ptr		Rebounds			PF	TP	A	TO	Blk	Stl	Min
		FG-FGA	FG-FGA	FT-FTA	Off	Def	Tot								
05	Justin Tuoyo	f	6-10	0-0	0-1	7	2	9	4	12	2	4	2	0	27
23	Tre McLean	f	3-9	1-3	3-3	0	6	6	3	10	0	2	0	1	34
01	Greg Pryor	g	4-7	1-4	3-5	0	3	3	1	12	5	1	0	0	37
04	J. Burroughs-Cook	g	4-11	0-1	3-4	1	1	2	4	11	0	1	0	1	29
24	Casey Jones	g	8-11	0-0	0-2	1	2	3	2	16	1	3	0	0	26
02	Rodney Chatman	g	0-0	0-0	0-0	0	0	0	3	0	1	1	0	0	9
03	Nat Dixon	g	1-1	0-0	0-0	0	1	1	2	2	1	0	0	0	14
11	Makale Foreman	g	1-1	1-1	0-0	0	0	0	1	3	0	0	0	0	7
21	Makinde London	g	2-4	0-2	4-4	0	6	6	4	8	1	1	1	1	17
	Team					2	1	3							
	Totals		29-54	3-11	13-19	11	22	33	24	74	11	14	3	3	200

FG % 1st Half: 14-31 45.2% 2nd half: 15-23 65.2% Game: 29-54 53.7% Deadball Rebounds 1
 3FG % 1st Half: 2-7 28.6% 2nd half: 1-4 25.0% Game: 3-11 27.3%
 FT % 1st Half: 8-10 80.0% 2nd half: 5-9 55.6% Game: 13-19 68.4%

Vanderbilt 76 • 6-5

#	Player	Total		3-Ptr		Rebounds			PF	TP	A	TO	Blk	Stl	Min
		FG-FGA	FG-FGA	FT-FTA	Off	Def	Tot								
05	FISHER-DAVIS, Matthe	f	4-14	1-7	9-9	1	6	7	3	18	2	2	0	0	37
11	ROBERSON, Jeff	f	4-10	1-4	2-2	2	3	5	3	11	2	1	2	0	35
03	KORNET, Luke	c	5-10	3-6	5-6	0	4	4	2	18	2	2	2	2	35
01	WILLIS, Payton	g	3-6	0-1	1-2	2	2	4	1	7	3	1	0	0	28
13	LACHANCE, Riley	g	1-2	1-2	4-4	1	0	1	3	7	4	1	0	0	22
02	TOYE, Joe	g	3-5	0-0	4-4	0	2	2	3	10	2	1	0	0	19
12	BAPTISTE, Djery	g	2-2	0-0	0-0	1	1	2	1	4	0	1	0	0	5
15	BROWN, Clevon	g	0-0	0-0	1-2	0	1	1	1	1	0	1	0	0	5
24	CRESSLER, Nolan	g	0-												



Official Basketball Box Score - Game Totals - Final Statistics
Vanderbilt vs LSU
 12/29/16 8:00 PM at Baton Rouge, La. (Maravich Center)



Vanderbilt 96 • 7-6 (1-0 SEC)

#	Player	Total		3-Ptr		Rebounds			PF	TP	A	TO	Blk	Stl	Min
		FG-FGA	FT-FTA	FG-FGA	FT-FTA	Off	Def	Tot							
03	KORNET, Luke	5-7	2-4	2-2	1	3	4	3	14	2	0	0	2	33	
11	ROBERSON, Jeff	2-8	0-3	2-3	5	6	11	2	6	6	3	1	2	37	
01	WILLIS, Payton	4-7	3-6	0-0	0	0	0	1	11	2	3	0	2	22	
05	FISHER-DAVIS, Matthe	5-13	4-9	9-12	0	4	4	2	23	0	2	0	0	29	
13	LACHANCE, Riley	8-13	4-7	4-5	0	1	1	1	24	5	1	0	1	36	
02	TOYE, Joe	3-5	2-2	0-0	0	2	2	3	8	1	0	0	1	11	
12	BAPTISTE, Djery	0-1	0-0	0-0	1	0	1	2	0	0	0	0	0	9	
24	CRESSLER, Nolan	4-4	1-1	1-2	1	2	3	1	10	2	1	0	1	23	
Team															
Totals		31-58	16-32	18-24	9	20	29	15	96	18	11	1	9	200	

FG % 1st Half: 16-32 50.0% 2nd half: 15-26 57.7% Game: 31-58 53.4%
 3FG % 1st Half: 8-16 50.0% 2nd half: 8-16 50.0% Game: 16-32 50.0%
 FT % 1st Half: 5-5 100.0% 2nd half: 13-19 68.4% Game: 18-24 75.0%

LSU 89 • 8-4 (0-1 SEC)

#	Player	Total		3-Ptr		Rebounds			PF	TP	A	TO	Blk	Stl	Min
		FG-FGA	FT-FTA	FG-FGA	FT-FTA	Off	Def	Tot							
01	REATH, Duop	2-4	0-0	1-2	0	2	2	2	5	0	6	2	1	32	
21	EPPS, Aaron	1-3	0-0	1-2	1	3	4	5	3	1	3	0	0	22	
00	SAMPSON, Brandon	4-7	4-5	0-0	0	1	1	1	12	1	4	0	1	24	
02	BLAKENEY, Antonio	8-13	2-6	6-7	1	6	7	0	24	2	1	1	1	33	
04	MAYS, Skylar	3-4	3-3	2-2	1	1	2	1	11	4	0	0	0	18	
03	ROBINSON III, Elbert	0-0	0-0	0-0	0	0	0	1	0	0	0	0	0	4	
10	JENKINS, Brandon	2-6	1-3	0-2	0	1	1	3	5	2	0	0	0	19	
11	PATTERSON, Jalyn	4-7	3-5	0-0	0	3	3	1	11	6	0	0	2	26	
20	BRIDGEWATER, Brian	2-2	0-0	0-0	1	0	1	2	4	0	0	0	0	2	
44	SIMS, Wayde	5-8	4-6	0-1	1	5	6	1	14	2	1	0	2	20	
Team															
Totals		31-54	17-28	10-16	6	23	29	17	89	18	15	3	7	200	

FG % 1st Half: 13-25 52.0% 2nd half: 18-29 62.1% Game: 31-54 57.4%
 3FG % 1st Half: 9-13 69.2% 2nd half: 8-15 53.3% Game: 17-28 60.7%
 FT % 1st Half: 7-8 87.5% 2nd half: 3-8 37.5% Game: 10-16 62.5%

Officials: Anthony Jordan, Mike Nance, Ron Groover
 Technical fouls: Vanderbilt-None. LSU-None.
 Attendance: 7853

Score by periods	1st	2nd	Total
Vanderbilt	45	51	96
LSU	42	47	89

	Points	In Paint	Off T/O	2nd Chance	Fast Break	Bench
VU	24	30	12	0	18	18
LSU	22	18	7	4	34	3

Last FG - VU 2nd-01:49, LSU 2nd-00:31.
 Largest lead - VU by 20 2nd-09:05, LSU by 3 1st-16:59.
 VU led for 36:06. LSU led for 02:34. Game was tied for 01:20.

Score tied - 4 times.
 Lead changed - 4 times.



Official Basketball Box Score - Game Totals - Final Statistics
Auburn vs Vanderbilt
 01/04/17 6 p.m. at Nashville, Tenn. (Memorial Gym)



Auburn 61 • 10-4, 0-2 SEC

#	Player	Total		3-Ptr		Rebounds			PF	TP	A	TO	Blk	Stl	Min
		FG-FGA	FT-FTA	FG-FGA	FT-FTA	Off	Def	Tot							
03	Purifoy, Danjel	3-13	2-6	2-2	1	3	4	2	10	3	2	0	3	31	
50	Wiley, Austin	3-8	0-0	0-0	4	0	4	3	6	0	0	0	0	12	
01	Harper, Jared	7-15	3-6	2-2	0	1	1	1	19	2	1	0	1	32	
05	Heron, Mustapha	3-13	0-3	7-7	0	6	6	0	13	1	2	0	1	31	
23	Lang, TJ	0-3	0-2	0-0	2	3	5	3	0	0	0	1	0	17	
00	Spencer, Horace	1-1	0-0	0-0	1	1	2	2	2	0	1	1	0	14	
02	Brown, Bryce	1-3	1-3	0-0	0	0	0	2	3	0	1	0	1	12	
04	Dunans, T.J.	2-8	0-1	0-2	1	4	5	2	4	1	4	1	2	23	
12	Smith, LaRon	0-0	0-0	0-0	0	2	2	2	0	0	0	0	0	9	
24	McLemore, Anfernee	2-4	0-0	0-0	3	3	6	0	4	0	1	1	0	15	
35	Johnson, Ronnie	0-0	0-0	0-0	0	0	0	1	0	1	0	0	0	4	
Team															
Totals		22-68	6-21	11-13	12	25	37	18	61	8	12	4	8	200	

FG % 1st Half: 9-29 31.0% 2nd half: 13-39 33.3% Game: 22-68 32.4%
 3FG % 1st Half: 2-7 28.6% 2nd half: 4-14 28.6% Game: 6-21 28.6%
 FT % 1st Half: 9-9 100.0% 2nd half: 2-4 50.0% Game: 11-13 84.6%

Vanderbilt 80 • 8-6, 2-0 SEC

#	Player	Total		3-Ptr		Rebounds			PF	TP	A	TO	Blk	Stl	Min
		FG-FGA	FT-FTA	FG-FGA	FT-FTA	Off	Def	Tot							
11	ROBERSON, Jeff	0-7	0-3	5-6	0	7	7	3	5	2	1	0	1	34	
03	KORNET, Luke	4-9	1-2	1-3	4	7	11	2	10	2	1	4	1	31	
01	WILLIS, Payton	3-6	1-4	0-0	1	4	5	2	7	6	3	0	1	32	
05	FISHER-DAVIS, Matthe	11-20	7-14	4-7	0	7	7	1	33	2	2	0	2	33	
13	LACHANCE, Riley	3-5	2-4	0-0	0	4	4	5	8	3	4	0	1	22	
02	TOYE, Joe	4-7	1-4	0-0	0	2	2	3	9	3	3	0	1	19	
12	BAPTISTE, Djery	0-1	0-0	0-0	1	0	1	1	0	0	0	0	0	7	
15	BROWN, Clevon	0-0	0-0	0-0	1	0	1	0	0	0	0	1	0	8	
24	CRESSLER, Nolan	3-3	2-2	0-0	0	1	1	0	8	0	0	0	0	14	
Team															
Totals		28-58	14-33	10-16	8	33	41	17	80	18	14	5	7	200	

FG % 1st Half: 15-31 48.4% 2nd half: 13-27 48.1% Game: 28-58 48.3%
 3FG % 1st Half: 8-18 44.4% 2nd half: 6-14 42.9% Game: 14-33 42.4%
 FT % 1st Half: 8-14 57.1% 2nd half: 2-2 100.0% Game: 10-16 62.5%

Officials: Antinio Petty, Karl Hess, Gerry Pollard
 Technical fouls: Auburn-None. Vanderbilt-None.
 Attendance: 9918

Score by periods	1st	2nd	Total
Auburn	29	32	61
Vanderbilt	46	34	80

	Points	In Paint	Off T/O	2nd Chance	Fast Break	Bench
AU	32	15	10	2	13	13
VU	24	16	11	4	17	3

Last FG - AU 2nd-00:37, VU 2nd-03:57.
 Largest lead - AU None, VU by 26 2nd-03:57.
 AU led for 00:00. VU led for 39:37. Game was tied for 00:23.

Score tied - 0 times.
 Lead changed - 0 times.



Official Basketball Box Score - Game Totals - Final Statistics
Vanderbilt vs Alabama
 1/17/17 6:05 p.m. at Tuscaloosa, Ala. (Coleman Coliseum)



Vanderbilt 56 • 8-7, 2-1

#	Player	Total		3-Ptr		Rebounds			PF	TP	A	TO	Blk	Stl	Min
		FG-FGA	FT-FTA	FG-FGA	FT-FTA	Off	Def	Tot							
03	KORNET, Luke	5-17	3-7	2-3	6	7	13	2	15	2	1	4	1	37	
11	ROBERSON, Jeff	2-6	0-1	0-1	0	1	1	4	4	1	0	0	0	22	
01	WILLIS, Payton	3-8	2-3	2-3	0	5	5	2	10	4	2	0	1	27	
05	FISHER-DAVIS, Matthe	2-9	1-6	2-2	0	4	4	3	7	0	3	0	1	32	
13	LACHANCE, Riley	3-7	2-4	0-0	0	3	3	1	8	3	4	0	0	36	
02	TOYE, Joe	1-3	0-1	0-0	0	2	2	2	2	0	2	1	0	13	
12	BAPTISTE, Djery	0-0	0-0	0-0	0	0	0	2	0	0	0	0	1	5	
15	BROWN, Clevon	0-0	0-0	0-0	0	0	0	0	0	0	0	0	0	3	
24	CRESSLER, Nolan	4-6	2-4	0-0	1	3	4	1	10	0	0	0	1	25	
Team															
Totals		20-56	10-26	6-9	8	27	35	17	56	10	12	5	5	200	

FG % 1st Half: 11-32 34.4% 2nd half: 9-24 37.5% Game: 20-56 35.7%
 3FG % 1st Half: 5-12 41.7% 2nd half: 5-14 35.7% Game: 10-26 38.5%
 FT % 1st Half: 3-4 75.0% 2nd half: 3-5 60.0% Game: 6-9 66.7%

Alabama 59 • 9-5, 2-0

#	Player	Total		3-Ptr		Rebounds			PF	TP	A	TO	Blk	Stl	Min
		FG-FGA	FT-FTA	FG-FGA	FT-FTA	Off	Def	Tot							
01	Norris, Riley	0-5	0-4	0-0	0	2	2	0	0	0	0	0	0	19	
25	Key, Braxton	2-7	1-2	2-2	4	7	11	3	7	1	1	0	0	33	
05	Hall, Donta	0-1	0-0	0-0	1	1	2	2	0	0	2	1	0	8	
05	Johnson Jr, Avery	2-7	2-3	0-0	0	0	0	1	6	0	0	0	1	20	
12	Ingram, Dazon	4-12	0-2	2-5	4	6	10	0	10	5	2	1	2	31	
03	Collins, Corban	1-6	1-6	1-2	0	4	4	3	4	1	0	0	1	16	
10	Taylor, Jimmie	4-7	0-0	2-2	5	3	8								



Official Basketball Box Score -- Game Totals -- Final Statistics
Tennessee vs Vanderbilt
 01/14/17 7:30 p.m. at Nashville, Tenn. (Memorial Gym)



Tennessee 87 • 9-8, 2-3 SEC

#	Player	Total		3-Ptr		Rebounds			PF	TP	A	TO	Blk	Stl	Min
		FG-FGA	FG-FGA	FT-FTA	Off	Def	Tot								
02	Williams, Grant	f	5-9	0-2	2-2	4	5	9	3	12	1	1	4	1	33
11	Alexander, Kyle	f	0-1	0-0	0-0	0	1	1	1	0	0	0	0	0	6
00	Bone, Jordan	g	8-12	4-5	3-4	0	1	1	2	23	5	1	0	0	31
03	Hubbs III, Robert	g	6-12	0-1	0-2	1	2	3	0	12	2	1	0	0	35
23	Bowden, Jordan	g	2-3	0-1	0-0	0	1	1	2	4	3	0	0	1	16
01	Turner, Lamonte	g	2-2	2-2	6-6	0	2	2	1	12	4	0	0	0	19
05	Schofield, Admiral	g	7-11	1-2	0-0	1	2	3	3	15	3	2	0	0	23
12	Parker, Kwe	g	0-0	0-0	0-0	0	0	0	0	0	0	0	0	0	2
21	Evans, Lew	g	2-4	0-0	0-0	0	2	2	4	4	0	0	0	0	16
25	Phillips, Shembari	g	2-4	1-2	0-0	0	2	2	3	5	0	0	0	2	19
Team						2	2	2			1				
Totals			34-58	8-15	11-14	8	18	26	19	87	18	6	4	4	200

FG % 1st Half: 18-33 54.5% 2nd half: 16-25 64.0% Game: 34-58 58.6% Deadball Rebounds 1
 3FG % 1st Half: 3-7 42.9% 2nd half: 5-8 62.5% Game: 8-15 53.3%
 FT % 1st Half: 0-0 0.0% 2nd half: 11-14 78.6% Game: 11-14 78.6%

Vanderbilt 75 • 8-9, 2-3 SEC

#	Player	Total		3-Ptr		Rebounds			PF	TP	A	TO	Blk	Stl	Min
		FG-FGA	FG-FGA	FT-FTA	Off	Def	Tot								
11	ROBERSON, Jeff	f	5-9	0-1	2-2	1	5	6	3	12	3	1	0	0	30
03	KORNET, Luke	c	7-12	2-4	2-2	5	2	7	2	18	1	2	3	0	38
01	WILLIS, Payton	g	1-3	0-1	0-0	0	0	0	0	2	1	1	0	0	11
05	FISHER-DAVIS, Matthe	g	4-6	2-3	2-5	0	1	1	5	12	0	3	0	0	25
13	LACHANCE, Riley	g	2-6	1-2	4-4	0	4	4	2	9	2	2	0	0	38
02	TOYE, Joe	g	3-5	1-2	3-4	1	4	5	0	10	1	0	0	1	27
12	BAPTISTE, Djery	g	0-0	0-0	2-2	1	0	1	0	2	0	0	0	0	2
15	BROWN, Clevon	g	0-0	0-0	0-0	0	0	0	0	0	0	0	0	0	0+
24	CRESSLER, Nolan	g	4-8	0-1	2-0	0	1	1	2	10	3	0	0	1	29
Team						0	1	1							
Totals			26-49	6-14	17-21	8	18	26	14	75	11	9	3	2	200

FG % 1st Half: 10-18 55.6% 2nd half: 16-31 51.6% Game: 26-49 53.1% Deadball Rebounds 1
 3FG % 1st Half: 1-3 33.3% 2nd half: 4-11 45.5% Game: 6-14 42.9%
 FT % 1st Half: 13-16 81.3% 2nd half: 5-5 100.0% Game: 17-21 81.0%

Officials: Pat Adams, Ray Natili, Brian Shey
 Technical fouls: Tennessee-None. Vanderbilt-FISHER-DAVIS, Matthe.
 Attendance: 12235

Score by periods	1st	2nd	Total
Tennessee	39	48	87
Vanderbilt	34	41	75

	In	Off	2nd	Fast	Bench
Tennessee	40	17	15	6	36
Vanderbilt	38	4	8	2	22

Score tied - 3 times.
 Lead changed - 2 times.



Official Basketball Box Score -- Game Totals -- Final Statistics
Vanderbilt vs Florida
 1/21/17 12 p.m. at Exattech Arena - Gainesville, Fla.



Vanderbilt 68 • 9-10, 3-4 SEC

#	Player	Total		3-Ptr		Rebounds			PF	TP	A	TO	Blk	Stl	Min
		FG-FGA	FG-FGA	FT-FTA	Off	Def	Tot								
03	KORNET, Luke	f	4-6	3-5	0-0	0	4	4	4	11	0	3	1	1	33
11	ROBERSON, Jeff	f	1-8	0-3	5-6	4	4	8	1	7	1	2	0	2	38
05	FISHER-DAVIS, Matthe	g	6-14	3-9	4-4	0	3	3	3	19	0	1	0	1	32
13	LACHANCE, Riley	g	4-8	3-4	0-0	0	3	3	2	11	5	2	0	0	34
24	CRESSLER, Nolan	g	4-6	0-2	2-2	1	3	4	2	10	2	2	0	0	23
01	WILLIS, Payton	g	2-3	1-1	0-0	0	0	0	1	5	0	1	0	1	13
02	TOYE, Joe	g	2-3	0-1	1-1	0	3	3	2	5	2	0	0	0	18
12	BAPTISTE, Djery	g	0-2	0-0	0-0	1	2	3	1	0	0	0	0	0	7
15	BROWN, Clevon	g	0-0	0-0	0-0	0	0	0	0	0	1	1	1	0	2
Team						2	0	2			1				
Totals			23-50	10-25	12-13	8	22	30	16	68	11	13	2	5	200

FG % 1st Half: 10-27 37.0% 2nd half: 13-23 56.5% Game: 23-50 46.0% Deadball Rebounds 0
 3FG % 1st Half: 5-14 35.7% 2nd half: 5-11 45.5% Game: 10-25 40.0%
 FT % 1st Half: 2-2 100.0% 2nd half: 10-11 90.9% Game: 12-13 92.3%

Florida 66 • 14-5, 5-2 SEC

#	Player	Total		3-Ptr		Rebounds			PF	TP	A	TO	Blk	Stl	Min
		FG-FGA	FG-FGA	FT-FTA	Off	Def	Tot								
01	Robinson, Devin	f	5-9	1-3	1-1	3	3	6	5	12	0	0	1	2	29
23	Leon, Justin	f	2-5	2-3	0-0	2	4	6	4	6	2	1	2	0	29
15	Egbunu, John	c	3-4	0-0	0-1	2	4	6	3	6	1	6	0	0	31
00	Hill, Kasey	g	2-6	0-1	1-2	0	2	2	0	5	7	4	0	2	31
05	Allen, KeVaughn	g	10-19	5-13	4-4	0	1	1	1	29	0	0	0	1	36
11	Chiozza, Chris	g	0-2	0-2	0-0	0	1	1	0	0	2	0	0	0	14
13	Hayes, Kevarrius	g	1-3	0-0	0-0	3	0	3	0	2	0	0	1	0	7
24	Barry, Canyon	g	3-8	0-2	0-0	0	2	2	0	6	0	1	0	1	17
25	Stone, Keith	g	0-2	0-2	0-0	0	0	0	1	0	0	0	0	0	7
Team						2	3	5							
Totals			26-58	8-26	6-8	12	20	32	14	66	12	12	4	6	201

FG % 1st Half: 13-30 43.3% 2nd half: 13-28 46.4% Game: 26-58 44.8% Deadball Rebounds 0
 3FG % 1st Half: 4-12 33.3% 2nd half: 4-14 28.6% Game: 8-26 30.8%
 FT % 1st Half: 2-2 100.0% 2nd half: 4-6 66.7% Game: 6-8 75.0%

Officials: Antinio Petty, Doug Sirmons, John Hampton
 Technical fouls: Vanderbilt-None. Florida-None.
 Attendance: 10523
 UF#01 fouls out at 1:34 second half

Score by periods	1st	2nd	Total
Vanderbilt	27	41	68
Florida	32	34	66

	In	Off	2nd	Fast	Bench
Vanderbilt	20	10	13	4	10
Florida	28	17	9	4	8

Score tied - 9 times.
 Lead changed - 10 times.



Official Basketball Box Score -- Game Totals -- Final Statistics
Vanderbilt vs Georgia
 01/17/17 9:00 PM ET at Stegeman Coliseum - Athens, Ga.



Vanderbilt 68 • 8-10, 2-4

#	Player	Total		3-Ptr		Rebounds			PF	TP	A	TO	Blk	Stl	Min
		FG-FGA	FG-FGA	FT-FTA	Off	Def	Tot								
03	KORNET, Luke	f	7-13	4-9	1-2	1	3	4	3	19	2	1	0	0	30
11	ROBERSON, Jeff	f	4-10	1-3	2-2	2	6	8	2	11	0	3	0	1	31
02	TOYE, Joe	g	0-3	0-0	1-2	0	3	3	2	1	2	0	1	0	21
13	LACHANCE, Riley	g	5-10	3-5	0-0	0	2	2	4	13	4	1	0	0	27
24	CRESSLER, Nolan	g	5-9	1-4	0-0	1	5	6	4	11	4	3	0	1	30
01	WILLIS, Payton	g	2-3	0-1	0-0	0	0	0	2	4	1	1	0	1	18
05	FISHER-DAVIS, Matthe	g	4-13	1-7	0-0	1	3	4	3	9	1	1	0	0	24
12	BAPTISTE, Djery	g	0-1	0-0	0-0	3	1	4	1	0	0	0	0	0	10
15	BROWN, Clevon	g	0-2	0-2	0-0	0	1	1	1	0	0	0	0	0	9
Team						3	2	5			1				
Totals			27-64	10-31	4-6	11	26	37	22	68	14	11	1	3	200

FG % 1st Half: 11-24 45.8% 2nd half: 16-40 40.0% Game: 27-64 42.2% Deadball Rebounds 2
 3FG % 1st Half: 1-9 11.1% 2nd half: 9-22 40.9% Game: 10-31 32.3%
 FT % 1st Half: 2-4 50.0% 2nd half: 2-2 100.0% Game: 4-6 66.7%

Georgia 76 • 12-6, 4-2

#	Player	Total		3-Ptr		Rebounds			PF	TP	A	TO	Blk	Stl	Min
		FG-FGA	FG-FGA	FT-FTA	Off	Def	Tot								
01	Maten, Yante	f	7-13	2-3	5-7	2	2	4	1	21	3	0	1	0	33
34	Ogbeide, Derek	c	5-6	0-0	1-2	1	2	3	1	11	0	0	0	0	21
02	Harris, Jordan	g	2-5	0-3	2-2	0	1	1	2	6	3	2	0	1	21
03	Parker, Juwan	g	5-10	1-2	6-8	1	5	6	4	17	0	2	0	1	27
30	Frazier, J.J.	g	4-11	3-6	4-6	1	5	6	0	15	5	0	0	2	33
00	Jackson II, William	g	0-2	0-1	1-2	1	1	2	0	1	2	0	0	0	16



Official Basketball Box Score -- Game Totals -- Final Statistics
Iowa State vs Vanderbilt
01/28/17 3 p.m. at Nashville, Tenn. (Memorial Gym)



Iowa State 78 • 13-7

#	Player	Total		3-Ptr	Rebounds			PF	TP	A	TO	Blk	Stl	Min
		FG-FGA	FG-FGA		FT-FTA	Off	Def							
05	Holden, Merrill	0-0	0-0	0-0	1	2	3	2	0	0	1	1	0	14
11	Morris, Monte	10-17	1-4	4-4	1	0	1	5	25	3	0	0	2	35
15	Mitrou-Long, Naz	2-7	0-5	0-0	0	4	4	3	4	4	1	0	1	38
21	Thomas, Matt	5-8	4-6	0-0	1	4	5	4	14	2	1	0	1	33
30	Burton, Deonte	5-12	0-5	3-6	0	10	10	3	13	1	2	3	2	37
01	Weiler-Babb, Nick	3-5	0-1	0-0	0	2	2	0	6	1	0	0	0	16
04	Jackson, Donovan	5-10	4-6	2-2	0	1	1	1	16	0	0	0	2	14
10	Bowie, Darrell	0-2	0-1	0-0	0	0	0	0	0	0	1	1	0	13
Team					0	1	1							
Totals		30-61	9-28	9-12	3	24	27	18	78	11	6	5	8	200

FG % 1st Half: 14-29 48.3% 2nd half: 16-32 50.0% Game: 30-61 49.2%
3FG % 1st Half: 5-14 35.7% 2nd half: 4-14 28.6% Game: 9-28 32.1%
FT % 1st Half: 0-0 0.0% 2nd half: 9-12 75.0% Game: 9-12 75.0%

Vanderbilt 84 • 10-11

#	Player	Total		3-Ptr	Rebounds			PF	TP	A	TO	Blk	Stl	Min
		FG-FGA	FG-FGA		FT-FTA	Off	Def							
11	ROBERSON, Jeff	3-7	2-4	4-8	1	8	9	1	16	6	1	0	0	37
03	KORNET, Luke	7-14	3-9	4-6	2	3	5	1	21	2	0	1	1	34
05	FISHER-DAVIS, Matthe	4-9	3-6	3-3	0	3	3	5	14	1	1	0	1	32
13	LACHANCE, Riley	2-4	0-2	3-5	0	4	4	4	7	3	4	0	0	35
24	CRESSLER, Nolan	8-10	4-4	0-0	1	4	5	1	20	4	0	0	0	29
01	WILLIS, Payton	0-3	0-2	3-4	0	2	2	0	3	1	2	1	0	13
02	TOYE, Joe	1-4	1-3	0-0	0	1	1	0	3	0	2	0	0	11
12	BAPTISTE, Djery	0-1	0-0	0-0	1	1	2	0	0	0	2	0	0	6
15	BROWN, Clevon	0-0	0-0	0-0	0	0	0	0	0	0	0	0	0	3
Team					1	3	4							
Totals		25-52	13-30	21-26	6	29	35	12	84	17	12	2	2	200

FG % 1st Half: 9-25 36.0% 2nd half: 16-27 59.3% Game: 25-52 48.1%
3FG % 1st Half: 6-14 42.9% 2nd half: 7-16 43.8% Game: 13-30 43.3%
FT % 1st Half: 9-9 100.0% 2nd half: 12-17 70.6% Game: 21-26 80.8%

Officials: Mike Nance, Anthony Jordan, John Hampton
Technical fouls: Iowa State-None. Vanderbilt-None.
Attendance: 9851

Score by periods	1st	2nd	Total
Iowa State	33	45	78
Vanderbilt	33	51	84

Points	In	Off	2nd	Fast	Bench
ISU	26	14	2	2	22
VU	24	0	6	5	6

Last FG - ISU 2nd-00:04, VU 2nd-02:48.
Largest lead - ISU by 11 1st-08:14, VU by 15 2nd-03:05.
ISU led for 14:59. VU led for 23:34. Game was tied for 01:08.

Score tied - 1 time.
Lead changed - 2 times.



Official Basketball Box Score -- Game Totals -- Final Statistics
Vanderbilt vs Texas A&M
01/31/17 8:00 PM at Reed Arena (College Station, TX)



Vanderbilt 68 • 11-11; 4-5 SEC

#	Player	Total		3-Ptr	Rebounds			PF	TP	A	TO	Blk	Stl	Min
		FG-FGA	FG-FGA		FT-FTA	Off	Def							
03	KORNET, Luke	5-8	2-5	0-0	1	3	4	1	12	4	0	1	1	36
05	FISHER-DAVIS, Matthe	5-11	2-5	0-0	0	2	2	1	12	1	1	0	1	32
11	ROBERSON, Jeff	5-10	1-4	0-0	3	3	6	4	11	2	3	0	0	25
13	LACHANCE, Riley	1-4	0-2	1-1	0	5	5	0	3	3	3	0	0	30
24	CRESSLER, Nolan	4-8	2-4	0-0	0	5	5	0	10	2	1	0	1	24
01	WILLIS, Payton	1-5	1-3	0-0	0	0	0	0	3	3	2	0	0	13
02	TOYE, Joe	4-7	1-2	2-2	1	5	6	1	11	1	1	0	0	21
12	BAPTISTE, Djery	0-0	0-0	0-0	0	0	0	0	0	0	0	0	0	4
15	BROWN, Clevon	3-6	0-2	0-0	3	2	5	2	6	0	0	1	0	15
Team					1	1	2							
Totals		28-59	9-27	3-3	9	26	35	9	68	16	11	2	3	200

FG % 1st Half: 14-32 43.8% 2nd half: 14-27 51.9% Game: 28-59 47.5%
3FG % 1st Half: 6-17 35.3% 2nd half: 3-10 30.0% Game: 9-27 33.3%
FT % 1st Half: 2-2 100.0% 2nd half: 1-1 100.0% Game: 3-3 100.0%

Texas A&M 54 • 11-10; 3-6 SEC

#	Player	Total		3-Ptr	Rebounds			PF	TP	A	TO	Blk	Stl	Min
		FG-FGA	FG-FGA		FT-FTA	Off	Def							
03	Admon Gilder	3-14	3-8	2-4	1	2	3	0	11	2	0	0	0	40
10	Tony Trocha-Morelos	3-8	0-2	3-3	1	5	6	3	9	4	3	0	1	31
12	Chris Collins	0-1	0-0	0-0	0	0	0	0	0	0	1	0	0	13
34	Tyler Davis	8-9	0-0	2-2	2	4	6	0	18	0	2	1	0	30
44	Robert Williams	2-6	0-1	0-0	1	5	6	2	4	3	2	2	0	22
00	Kobie Eubanks	0-1	0-1	0-0	0	0	0	0	0	0	1	0	0	8
01	DJ Hogg	1-5	0-0	0-2	1	2	3	1	2	1	1	0	0	14
05	JC Hampton	2-5	1-4	0-0	0	2	2	0	5	1	1	0	1	25
23	Caleb Smith	2-3	1-2	0-0	0	1	1	1	5	1	0	0	1	9
42	Tavario Miller	0-1	0-0	0-0	1	1	2	1	0	0	1	0	0	8
Team					1	2	1							
Totals		21-53	5-18	7-11	8	22	30	8	54	12	12	3	3	200

FG % 1st Half: 9-26 34.6% 2nd half: 12-27 44.4% Game: 21-53 39.6%
3FG % 1st Half: 3-9 33.3% 2nd half: 2-9 22.2% Game: 5-18 27.8%
FT % 1st Half: 2-4 50.0% 2nd half: 5-7 71.4% Game: 7-11 63.6%

Officials: Tony Henderson, Keith Kimble, Alfred Smith
Technical fouls: Vanderbilt-None. Texas A&M-None.
Attendance: 7508

Score by periods	1st	2nd	Total
Vanderbilt	36	32	68
Texas A&M	23	31	54

Points	In	Off	2nd	Fast	Bench
VU	38	14	13	6	20
TAMU	32	9	9	0	12

Last FG - VU 2nd-00:17, TAMU 2nd-00:43.
Largest lead - VU by 22 2nd-11:34, TAMU None.
VU led for 39:39. TAMU led for 00:00. Game was tied for 00:21.

Score tied - 0 times.
Lead changed - 0 times.



Official Basketball Box Score -- Game Totals -- Final Statistics
Ole Miss vs Vanderbilt
02/04/17 2 p.m. at Nashville, Tenn. (Memorial Gym)



Ole Miss 81 • 14-9, 5-5 SEC

#	Player	Total		3-Ptr	Rebounds			PF	TP	A	TO	Blk	Stl	Min
		FG-FGA	FG-FGA		FT-FTA	Off	Def							
05	Hymon, Marcanvis	2-5	0-0	0-0	1	2	3	3	4	0	0	0	0	12
11	Seiz, Sebastian	3-7	1-1	3-7	3	13	16	1	10	1	3	0	0	35
01	Burnett, Deandre	4-11	1-6	8-9	0	3	3	4	17	3	1	0	0	29
03	Davis, Terence	4-11	1-3	8-9	2	5	7	4	17	1	1	0	1	25
04	Tyree, Breein	4-9	1-3	2-2	0	2	2	0	11	1	1	0	2	25
02	Neal, Cullen	2-4	2-4	1-2	1	1	2	0	7	1	0	0	0	20
14	Brooks, Rasheed	1-4	1-2	1-2	2	3	5	1	4	2	1	0	0	24
50	Furmanavicius, Justas	4-7	2-3	1-2	1	1	2	3	11	1	1	0	1	30
Team					0	1	1							
Totals		24-58	9-22	24-33	10	31	41	16	81	10	8	0	4	200

FG % 1st Half: 9-31 29.0% 2nd half: 15-27 55.6% Game: 24-58 41.4%
3FG % 1st Half: 2-13 15.4% 2nd half: 7-9 77.8% Game: 9-22 40.9%
FT % 1st Half: 7-10 70.0% 2nd half: 17-23 73.9% Game: 24-33 72.7%

Vanderbilt 74 • 11-12, 4-6 SEC

#	Player	Total		3-Ptr	Rebounds			PF	TP	A	TO	Blk	Stl	Min
		FG-FGA	FG-FGA		FT-FTA	Off	Def							
11	ROBERSON, Jeff	5-6	3-3	8-9	0	7	7	1	21	2	1	0	1	35
03	KORNET, Luke	6-11	4-9	2-2	0	4	4	4	18	2	2	2	0	36
05	FISHER-DAVIS, Matthe	4-11	3-8	2-2	0	2	2	3	13	3	1	0	1	29
13	LACHANCE, Riley	2-6	1-5	0-0	0	3	3	5	5	7	1	0	2	37
24	CRESSLER, Nolan	3-5	2-4	0-2	1	3	4	4	8	1	3	0	0	20
01	WILLIS, Payton	0-4	0-4	0-0	0	1	1	0	0	0	1	0	0	9
02	TOYE, Joe	3-8	1-5	2-4	1	3	4	4	9	1	2	0	1	25
12	BAPTISTE, Djery	0-0	0-0	0-0	0	3	3	2	0	0	0	1	0	4
15	BROWN, Clevon	0-1	0-1	0-0	0	2	2	1	0	0	0	0	0	5
Team					0	3	3							
Totals		23-52	14-39	14-19	2	31	33	24	74	16	11	3	5	



Official Basketball Box Score - Game Totals - Final Statistics
Vanderbilt vs Mizou
 2-11-17 2:31 PM at Columbia, Mo. (Mizzou Arena)



Vanderbilt 52 • 12-13, 5-7

#	Player	Total		3-Ptr		Rebounds			PF	TP	A	TO	Blk	Stl	Min
		FG	FGA	FG	FGA	FT	FTA	Off							
02	TOYE, Joe	* 0-3	0-2	1-2	0 1 1	4	1	0	3	0	0	2	21		
03	KORNET, Luke	* 4-14	0-9	3-3	0 5 5	3	11	0	2	2	0	31			
11	ROBERSON, Jeff	* 1-6	0-2	2-2	2 2 4	3	4	0	3	0	2	26			
13	LACHANCE, Riley	* 3-11	2-6	0-0	1 0 1	0	8	2	2	0	0	33			
24	CRESSLER, Nolan	* 3-3	1-1	1-2	1 0 1	4	8	2	2	0	1	30			
01	WILLIS, Payton	1-4	0-2	0-0	0 3 3	0	2	1	0	1	0	20			
05	FISHER-DAVIS, Matthe	1-5	1-3	5-6	0 2 2	3	8	2	2	0	1	17			
12	BAPTISTE, Djery	1-1	0-0	0-0	0 0 0	2	2	0	0	0	0	7			
15	BROWN, Clevon	3-4	2-3	0-0	1 5 6	2	8	0	0	2	0	15			
Team					1 1 2										
Totals		17-51	6-28	12-15	6 19 25	21	52	7	14	5	4	200			

FG % 1st Half: 11-27 40.7% 2nd half: 6-24 25.0% Game: 17-51 33.3% Deadball Rebounds 4
 3FG % 1st Half: 5-13 38.5% 2nd half: 1-15 6.7% Game: 6-28 21.4%
 FT % 1st Half: 2-3 66.7% 2nd half: 10-12 83.3% Game: 12-15 80.0%

Mizzou 72 • 7-17, 10-10

#	Player	Total		3-Ptr		Rebounds			PF	TP	A	TO	Blk	Stl	Min
		FG	FGA	FG	FGA	FT	FTA	Off							
01	PHILLIPS	* 5-11	0-3	2-2	1 5 6	2	12	2	6	0	2	33			
11	WALTON	* 1-6	0-0	2-6	4 5 9	1	4	1	2	0	2	25			
24	PURYEAR	* 5-12	3-3	0-0	2 6 8	3	13	0	0	1	0	32			
25	WOODS	* 4-8	0-0	2-2	3 2 5	3	10	0	4	0	0	22			
33	VANLEER	* 1-3	1-3	2-2	0 0 0	2	5	4	1	1	1	30			
03	HUGHES	0-3	0-1	1-2	1 4 5	0	1	2	1	0	0	9			
14	NIKKO	0-0	0-0	0-0	0 0 0	0	0	0	0	0	0	0+			
15	GEIST	1-3	0-1	2-2	0 0 0	1	4	3	0	0	0	20			
21	BARNETT	6-10	5-8	6-6	5 4 9	1	23	0	0	1	0	29			
Team					0 1 1										
Totals		23-56	9-19	17-22	16 27 43	13	72	12	14	3	5	200			

FG % 1st Half: 12-32 37.5% 2nd half: 11-24 45.8% Game: 23-56 41.1% Deadball Rebounds 3
 3FG % 1st Half: 5-10 50.0% 2nd half: 4-9 44.4% Game: 9-19 47.4%
 FT % 1st Half: 6-8 75.0% 2nd half: 11-14 78.6% Game: 17-22 77.3%

Officials: Tony Henderson, Kipp Kissinger, Nate Green
 Technical fouls: Vanderbilt-ROBERSON, Jeff. Mizou-GEIST.
 Attendance: 10279
 Estimated Actual: 6,845

Score by periods	1st	2nd	Total
Vanderbilt	29	23	52
Mizzou	35	37	72

Points	In Paint	Off T/O	2nd Chance	Fast Break	Bench
VU	22	9	4	2	20
MU-M	18	15	21	4	28

Last FG - VU 2nd-12:13, MU-M 2nd-00:26.
 Largest lead - VU by 4 1st-17:22, MU-M by 20 2nd-00:26.
 VU led for 05:32. MU-M led for 31:25. Game was tied for 03:03.

Score tied - 4 times.
 Lead changed - 5 times.



Official Basketball Box Score - Game Totals - Final Statistics
Texas A&M vs Vanderbilt
 02/16/17 6 p.m. at Nashville, Tenn. (Memorial Gym)



Texas A&M 67 • 13-12, 5-8 SEC

#	Player	Total		3-Ptr		Rebounds			PF	TP	A	TO	Blk	Stl	Min
		FG	FGA	FG	FGA	FT	FTA	Off							
44	Robert Williams	r 5-14	0-0	3-5	7 6 13	3	13	3	1	2	0	35			
10	Tony Trocha-Morelos	c 5-13	0-0	0-1	0 5 5	0	10	2	1	1	2	33			
34	Tyler Davis	c 11-18	0-0	3-5	4 2 6	4	25	1	2	0	0	28			
03	Admon Gilder	g 4-14	2-7	4-4	2 6 8	2	14	5	2	0	1	40			
05	JC Hampton	g 1-4	1-1	0-0	0 2 2	4	3	1	0	0	0	37			
12	Chris Collins	0-1	0-1	0-0	0 2 2	4	0	1	0	1	0	18			
33	Chase Carlton	0-1	0-1	0-0	0 0 0	1	0	0	0	0	0	3			
42	Tavario Miller	1-2	0-0	0-0	1 3 4	2	2	0	2	0	0	6			
Team					1 0 1										
Totals		27-67	3-16	10-15	15 26 41	20	67	13	9	4	3	200			

FG % 1st Half: 15-34 44.1% 2nd half: 12-33 36.4% Game: 27-67 40.3% Deadball Rebounds 2
 3FG % 1st Half: 0-7 0.0% 2nd half: 3-9 33.3% Game: 3-16 18.8%
 FT % 1st Half: 4-7 57.1% 2nd half: 6-8 75.0% Game: 10-15 66.7%

Vanderbilt 72 • 13-13, 6-7 SEC

#	Player	Total		3-Ptr		Rebounds			PF	TP	A	TO	Blk	Stl	Min
		FG	FGA	FG	FGA	FT	FTA	Off							
02	TOYE, Joe	f 3-8	1-2	6-7	2 0 2	2	13	2	1	0	0	24			
10	ROBERSON, Jeff	f 3-7	1-3	0-0	2 4 6	4	7	1	0	1	0	26			
03	KORNET, Luke	c 3-11	1-3	5-5	2 9 11	2	12	0	1	5	0	31			
13	LACHANCE, Riley	g 3-6	2-4	4-4	0 3 3	1	12	2	2	0	1	32			
24	CRESSLER, Nolan	g 2-6	1-4	0-0	1 3 4	1	5	4	1	0	1	22			
01	WILLIS, Payton	1-3	0-2	1-2	0 2 2	0	3	1	0	0	1	12			
05	FISHER-DAVIS, Matthe	5-10	4-8	0-0	0 3 3	2	14	1	3	0	0	30			
12	BAPTISTE, Djery	1-1	0-0	0-0	0 2 2	2	2	0	0	0	0	9			
15	BROWN, Clevon	1-4	0-0	2-4	1 1 2	1	4	0	1	0	0	14			
Team					1 0 1										
Totals		22-56	10-26	18-22	9 27 36	15	72	11	9	6	3	200			

FG % 1st Half: 12-31 38.7% 2nd half: 10-25 40.0% Game: 22-56 39.3% Deadball Rebounds 3,1
 3FG % 1st Half: 8-19 42.1% 2nd half: 2-7 28.6% Game: 10-26 38.5%
 FT % 1st Half: 3-4 75.0% 2nd half: 15-18 83.3% Game: 18-22 81.8%

Officials: Tony Greene, Joe Lindsay, Ron Groover
 Technical fouls: Texas A&M-None. Vanderbilt-None.
 Attendance: 8976

Score by periods	1st	2nd	Total
Texas A&M	34	33	67
Vanderbilt	35	37	72

Points	In Paint	Off T/O	2nd Chance	Fast Break	Bench
TAMU	42	10	14	8	2
VU	22	10	6	5	23

Last FG - TAMU 2nd-04:17, VU 2nd-02:58.
 Largest lead - TAMU by 11 1st-10:31, VU by 5 2nd-17:44.
 TAMU led for 15:03. VU led for 23:21. Game was tied for 01:31.

Score tied - 5 times.
 Lead changed - 16 times.



Official Basketball Box Score - Game Totals - Final Statistics
South Carolina vs Vanderbilt
 02/18/17 7:30 p.m. at Nashville, Tenn. (Memorial Gym)



South Carolina 62 • 20-7, 10-4 SEC

#	Player	Total		3-Ptr		Rebounds			PF	TP	A	TO	Blk	Stl	Min
		FG	FGA	FG	FGA	FT	FTA	Off							
21	KOTSAR, Maik	r 0-4	0-0	0-0	1 1 2	2	0	0	0	0	0	17			
30	SILVA, Chris	f 6-9	0-0	2-2	0 4 4	3	14	0	2	1	0	25			
00	THORNWELL, Sindarius	g 6-15	0-1	9-9	2 4 6	4	21	1	1	0	3	33			
10	NOTICE, Duane	g 3-7	0-3	1-3	0 2 2	3	7	3	0	0	3	34			
15	DOZIER, PJ	g 7-15	1-3	0-5	2 5 7	2	15	1	3	0	0	32			
02	GRAVETT, Hassani	1-2	0-0	0-0	1 1 2	2	2	1	0	0	0	8			
04	FELDER, Rakym	0-1	0-1	0-0	0 0 0	4	0	0	1	0	0	17			
05	BLANTON, TeMarcus	0-1	0-0	0-0	0 1 1	0	0	0	1	0	0	5			
12	GUEYE, Khadim	0-0	0-0	0-0	0 1 1	0	0	0	2	0	0	4			
20	MCKIE, Justin	0-0	0-0	0-0	1 1 2	1	0	1	0	0	0	13			
24	KEITA, Sedee	1-2	0-1	1-3	1 3 4	1	3	0	0	0	0	12			
Team					2 0 2										
Totals		24-56	1-9	13-22	10 23 33	22	62	7	12	1	6	200			

FG % 1st Half: 12-28 42.9% 2nd half: 12-28 42.9% Game: 24-56 42.9% Deadball Rebounds 3
 3FG % 1st Half: 0-6 0.0% 2nd half: 1-3 33.3% Game: 1-9 11.1%
 FT % 1st Half: 6-8 75.0% 2nd half: 7-14 50.0% Game: 13-22 59.1%

Vanderbilt 71 • 14-13, 7-7 SEC

#	Player	Total		3-Ptr		Rebounds			PF	TP	A	TO	Blk	Stl	Min
		FG	FGA	FG	FGA	FT	FTA	Off							
11	ROBERSON, Jeff	f 0-1	0-1	6-8	0 3 3	3	6	2	1	1	2	25			
03	KORNET, Luke	c 2-5	2-5	3-4	1 6 7	4	9	0	0	2	1	32			
02	TOYE, Joe	g 2-5	0-1	3-6	2 2 4	2	7	1	0	0	0	31			
13	LACHANCE, Riley	g 4-9	3-6	3-3	0 3 3	2	14	4	3	0	0	30			
24	CRESSLER, Nolan	g 5-9	1-3	2-3	0 4 4	2	13	1	0	0	0	26			
01	WILLIS, Payton	0-2	0-1	0-0	0 0 0	3	0	1	2	1	0	13			
05	FISHER-DAVIS, Matthe	5-11	3-8	4-4	1 4 5	0	17	0	4	0	1	22			
12	BAPTISTE, Djery	1-1	0-0	1-1	2 1 3	3	2	0	1	1	0	8			
15	BROWN, Clevon	1-2	0-0	1-3	1 3 4	3	3	0	3	3	0	13			
Team					1 2 3										
Totals		20-45	9-25	22-32	8 28 36	22	71	9	15	8	4	200			

FG % 1st Half: 9-23 39.1% 2nd half: 11-22 50.0% Game: 20-45 44.4% Deadball Rebounds 4



Official Basketball Box Score -- Game Totals -- Final Statistics
Mississippi State vs Vanderbilt
 02/25/17 3 p.m. at Nashville, Tenn. (Memorial Gym)



Mississippi State 48 • 14-14, 5-11 SEC

#	Player	Total		3-Ptr	Rebounds			PF	TP	A	TO	Blk	Stl	Min
		FG-FGA	FG-FGA		FT-FTA	Off	Def							
35	Aric Holman	1-7	1-2	2-4	1	5	6	0	5	0	4	0	0	19
01	Lamar Peters	1-7	0-3	5-6	0	3	3	3	7	2	3	0	2	26
04	Mario Kegler	2-6	1-3	2-2	1	4	5	4	7	0	3	0	2	26
11	Q Weatherspoon	6-11	3-3	0-0	0	5	5	1	15	2	1	0	1	31
15	IJ Ready	0-4	0-1	0-0	0	0	0	1	0	1	2	0	1	27
02	Eli Wright	1-1	1-1	2-2	1	3	4	0	5	0	0	0	0	12
03	Xavian Stapleton	1-2	1-2	2-2	0	1	1	4	5	1	2	1	1	21
23	Tyson Carter	1-6	0-3	0-0	0	1	1	0	2	1	0	0	1	17
34	Schneider Herard	1-2	0-0	0-0	0	0	0	0	2	0	1	0	0	14
45	E.J. Datcher	0-1	0-0	0-0	1	1	2	0	0	0	0	0	0	7
Team					2	0	2				1			
Totals		14-47	7-18	13-16	6	23	29	13	48	7	17	1	8	200

FG % 1st Half: 7-23 30.4% 2nd half: 7-24 29.2% Game: 14-47 29.8% Deadball Rebounds 2
 3FG % 1st Half: 4-10 40.0% 2nd half: 3-8 37.5% Game: 7-18 38.9%
 FT % 1st Half: 5-6 83.3% 2nd half: 8-10 80.0% Game: 13-16 81.3%

Vanderbilt 77 • 16-13, 9-7 SEC

#	Player	Total		3-Ptr	Rebounds			PF	TP	A	TO	Blk	Stl	Min
		FG-FGA	FG-FGA		FT-FTA	Off	Def							
02	TOYE, Joe	2-6	2-4	0-0	1	1	2	1	6	1	3	0	0	30
11	ROBERSON, Jeff	7-12	5-6	4-6	4	3	7	2	23	1	1	0	2	27
03	KORNET, Luke	4-9	2-4	0-0	1	7	8	2	10	2	2	2	1	25
13	LACHANCE, Riley	4-6	3-4	0-0	0	0	0	1	11	3	0	0	0	22
24	CRESSLER, Nolan	2-7	0-3	0-0	1	6	7	1	4	4	1	0	0	23
01	WILLIS, Payton	0-3	0-1	1-2	0	2	2	0	1	3	1	0	1	18
05	FISHER-DAVIS, Matthe	3-8	1-5	2-2	0	5	5	0	9	1	0	0	1	27
12	BAPTISTE, Djery	3-3	0-0	2-2	0	2	2	2	8	0	2	2	1	15
15	BROWN, Clevon	2-3	1-2	0-0	0	1	1	3	5	0	2	0	0	13
Team					1	1	2							
Totals		27-57	14-29	9-12	8	28	36	12	77	15	12	4	6	200

FG % 1st Half: 13-26 50.0% 2nd half: 14-31 45.2% Game: 27-57 47.4% Deadball Rebounds 2
 3FG % 1st Half: 6-13 46.2% 2nd half: 8-16 50.0% Game: 14-29 48.3%
 FT % 1st Half: 5-8 62.5% 2nd half: 4-4 100.0% Game: 9-12 75.0%

Officials: Karl Hess, Terry Moore, Marc Ellard
 Technical fouls: Mississippi State-None. Vanderbilt-None.
 Attendance: 9212

Score by periods	1st	2nd	Total
Mississippi State	23	25	48
Vanderbilt	37	40	77

Points	In	Off	2nd	Fast	Bench
MS	10	17	5	2	14
VU	22	24	8	2	23

Last FG - MS 2nd-04:10, VU 2nd-00:14.
 Largest lead - MS by 3 1st-19:23, VU by 34 2nd-07:34.
 MS led for 04:29. VU led for 34:54. Game was tied for 00:37.
 Score tied - 0 times.
 Lead changed - 5 times.



Official Basketball Box Score -- Game Totals -- Final Statistics
Vanderbilt vs Kentucky
 02/28/17 9:00 pm at Rupp Arena - Lexington, KY



Vanderbilt 67 • 16-14, 9-8

#	Player	Total		3-Ptr	Rebounds			PF	TP	A	TO	Blk	Stl	Min
		FG-FGA	FG-FGA		FT-FTA	Off	Def							
03	KORNET, Luke	7-13	3-8	4-4	1	4	5	2	21	0	0	1	1	36
11	ROBERSON, Jeff	3-8	1-4	2-2	1	5	6	1	9	2	6	1	1	36
02	TOYE, Joe	3-8	3-6	6-8	0	1	1	4	15	0	1	0	0	30
13	LACHANCE, Riley	2-4	1-2	0-0	0	6	6	4	5	2	2	0	1	32
24	CRESSLER, Nolan	4-7	1-2	0-2	0	5	5	5	9	2	3	0	2	30
01	WILLIS, Payton	3-5	2-2	0-0	0	1	1	2	8	1	3	0	0	10
05	FISHER-DAVIS, Matthe	0-4	0-4	0-0	0	2	2	4	0	3	1	1	0	18
12	BAPTISTE, Djery	0-0	0-0	0-0	0	0	0	2	0	0	2	0	0	4
15	BROWN, Clevon	0-0	0-0	0-0	0	0	0	1	0	0	0	0	0	4
Team					2	0	2							
Totals		22-49	11-28	12-16	4	24	28	25	67	10	18	3	5	200

FG % 1st Half: 12-29 41.4% 2nd half: 10-20 50.0% Game: 22-49 44.9% Deadball Rebounds 2
 3FG % 1st Half: 6-16 37.5% 2nd half: 5-12 41.7% Game: 11-28 39.3%
 FT % 1st Half: 0-2 0.0% 2nd half: 12-14 85.7% Game: 12-16 75.0%

Kentucky 73 • 25-5, 15-2

#	Player	Total		3-Ptr	Rebounds			PF	TP	A	TO	Blk	Stl	Min
		FG-FGA	FG-FGA		FT-FTA	Off	Def							
03	Adebayo, Edrice	4-6	0-0	8-10	1	5	6	4	16	0	2	1	2	37
35	Willis, Derek	1-4	1-4	0-2	0	8	8	3	3	1	0	3	0	28
11	Mulder, Mychal	2-3	1-2	0-0	0	0	0	1	5	0	0	0	1	7
13	Briscoe, Isaiah	3-6	0-1	1-2	3	4	7	2	7	6	0	0	0	31
25	Hawkins, Dominique	1-3	0-1	0-0	0	2	2	1	2	1	1	0	1	21
00	Fox, De'Aaron	5-9	1-1	2-2	0	4	4	1	13	1	5	0	0	26
05	Monk, Malik	8-21	2-6	9-10	1	1	2	1	27	1	3	0	0	35
15	Humphries, Isaac	0-0	0-0	0-0	1	1	2	0	0	0	0	0	0	3
32	Gabriel, Wenyen	0-3	0-2	0-0	0	0	0	0	0	0	0	0	0	12
Team					2	0	2	1						
Totals		24-55	5-17	20-26	8	25	33	14	73	10	11	4	4	200

FG % 1st Half: 9-29 31.0% 2nd half: 15-26 57.7% Game: 24-55 43.6% Deadball Rebounds 5
 3FG % 1st Half: 2-10 20.0% 2nd half: 3-7 42.9% Game: 5-17 29.4%
 FT % 1st Half: 4-7 57.1% 2nd half: 16-19 84.2% Game: 20-26 76.9%

Officials: Anthony Jordan, John Higgins, Jamie Luckie
 Technical fouls: Vanderbilt-None. Kentucky-TEAM.
 Attendance: 24036

Score by periods	1st	2nd	Total
Vanderbilt	30	37	67
Kentucky	24	49	73

Points	In	Off	2nd	Fast	Bench
VU	18	9	5	0	8
UK	30	21	6	8	40

Last FG - VU 2nd-00:33, UK 2nd-00:49.
 Largest lead - VU by 19 1st-08:03, UK by 7 2nd-00:49.
 VU led for 33:52. UK led for 03:10. Game was tied for 02:58.
 Score tied - 3 times.
 Lead changed - 3 times.



Official Basketball Box Score -- Game Totals -- Final Statistics
Florida vs Vanderbilt
 03/04/17 1 p.m. at Nashville, Tenn. (Memorial Gym)



Florida 71 • 24-7, 14-4 SEC

#	Player	Total		3-Ptr	Rebounds			PF	TP	A	TO	Blk	Stl	Min
		FG-FGA	FG-FGA		FT-FTA	Off	Def							
01	Robinson, Devin	4-6	0-0	0-1	0	6	6	4	8	1	2	1	2	39
13	Hayes, Kevarrius	0-3	0-0	2-2	3	1	4	2	2	0	0	0	0	10
23	Leon, Justin	2-4	1-2	1-1	0	3	3	3	6	1	1	0	0	17
00	Hill, Kasey	5-12	0-0	0-1	0	5	5	3	10	1	5	0	1	30
05	Allen, KeVaughn	4-10	2-6	3-5	0	2	2	1	13	0	2	0	3	35
11	Chiozza, Chris	3-5	1-2	4-4	0	4	4	4	11	4	0	0	0	25
24	Barry, Canyon	6-11	1-3	2-4	1	1	2	2	15	0	1	1	0	25
25	Stone, Keith	3-6	0-2	0-0	2	2	4	3	6	3	2	0	0	19
Team					1	4	5							
Totals		27-57	5-15	12-18	7	28	35	22	71	10	13	2	6	200

FG % 1st Half: 16-31 51.6% 2nd half: 11-26 42.3% Game: 27-57 47.4% Deadball Rebounds 2
 3FG % 1st Half: 3-8 37.5% 2nd half: 2-7 28.6% Game: 5-15 33.3%
 FT % 1st Half: 5-6 83.3% 2nd half: 7-12 58.3% Game: 12-18 66.7%

Vanderbilt 73 • 17-14, 10-8 SEC

#	Player	Total		3-Ptr	Rebounds			PF	TP	A	TO	Blk	Stl	Min
		FG-FGA	FG-FGA		FT-FTA	Off	Def							
02	TOYE, Joe	1-5	1-2	1-4	0	2	2	3	4	0	3	0	2	33
11	ROBERSON, Jeff	5-5	1-1	4-4	2	4	6	4	15	1	1	1	2	36
03	KORNET, Luke	7-17	2-8	8-10	1	5	6	3	24	1	1	2	1	37
13	LACHANCE, Riley	4-9	1-3	4-5	0	5	5	3	13	4	1	0	0	31
24	CRESSLER, Nolan	5-9	0-3	3-3	0	6	6	3	13	3	2	0	1	32
01	WILLIS, Payton	1-2	0-1	0-0	0	1	1	0	2	0	0	1	1	11
05	FISHER-DAVIS, Matthe	1-5	0-3	0-1	1	2	3	2	2	0	1	0	0	15
12	BAPTISTE, Djery	0-1	0-0	0-0	0	0	0	0	0	0	0	0	0	3
15	BROWN, Clevon	0-1	0-1	0-0	0	0	0	0	0	0	0	0	0	2
Team					1	2	3							
Totals		24-54	5-22	20-27	5	27	32	18	73	9	9	4	7	200

FG % 1st Half: 11-27 40.7% 2nd half: 13-27 48.1% Game: 24-54 44.4% Deadball Rebounds 4
 3FG % 1st Half: 3-14 21.4% 2nd half: 2-8 25.0% Game: 5-22 22.7%
 FT % 1st Half: 6-8 75.0% 2nd half: 14-19 73.7% Game: 20-27 74.1%

Officials: Pat Adams, Tim Gattis, Bart Lenox
 Technical fouls: Florida-None. Vanderbilt-None.
 Attendance: 10431

Score by periods	1st	2nd	Total
Florida	40	31	71
Vanderbilt	31	42	73

Points	In	Off	2nd	Fast	Bench
UF	34	14	6	4	32
VU	36	17	5	6	4

Last FG - UF 2nd-00:11, VU 2nd-01:35.
 Largest lead - UF by 12 2nd-12:06, VU by 7 1st-16:41.
 UF led for 25:53. VU led for 09:35. Game was tied for 04:32.
 Score tied - 7 times.
 Lead changed - 5 times.



2016-17 Roster

No.	Name	Pos.	Ht.	Wt.	Cl.-Yr	Hometown (Previous School)
1	Payton Willis	G	6-4	182	Fr. - 1st	Fayetteville, Ark. (Fayetteville)
2	Joe Toy	G/F	6-7	208	So. - 2nd	Chicago, Ill. (Whitney Young)
3	Luke Kornet	F	7-1	250	Sr. - 4th	Lantana, Texas (Liberty Christian)
5	Matthew Fisher-Davis	G	6-5	185	Jr. - 3rd	Charlotte, N.C. (Butler)
11	Jeff Roberson	F	6-6	224	Jr. - 3rd	Houston, Texas (The Kinkaid School)
12	Djery Baptiste	C	6-10	240	R-Fr. - 2nd	Gonaives, Haiti (Prestonwood Christian (Texas))
13	Riley LaChance	G	6-2	192	Jr. - 3rd	Brookfield, Wis. (Brookfield Central)
14	Larry Austin, Jr.	G	6-2	175	R-So. - 3rd	Springfield, Ill. (Xavier University/Lanphier)
15	Clevon Brown	F	6-8	219	Fr. - 1st	San Antonio, Texas (Churchill)
24	Nolan Cressler	G	6-4	210	R-Sr. - 5th	Pittsburgh, Pa. (Cornell/Plum)

COACHING STAFF

Head Coach..... **Bryce Drew** (Valparaiso, 1998) - 1st
 Associate Head Coach..... **Roger Powell** (Illinois, 2005) - 1st
 Assistant Coach..... **Jake Diebler** (Valparaiso, 2009) - 1st
 Assistant Coach..... **Casey Shaw** (Toledo, 1998) - 1st
 Director of Recruiting/Player Personnel.. **Omar Mance** (Rice, 2003) - 1st
 Director of Operations..... **Luke Simons** (Purdue, 2005) - 1st
 Director of Basketball Admin./Video Coord. **Matt Olinger** (Liberty, 2007) - 1st

SUPPORT STAFF

Athletic Communications Dir. **Andy Boggs** (Florida State, 1998)
 Academic Support..... **Neal Clark** (Kentucky, 1992)
 Athletic Trainer..... **Shannon Gordon** (Indiana State, 1992)
 Strength and Conditioning..... **Jeremy Anderson** (Liberty, 2011)

PRONUNCIATION GUIDE

Djery Baptiste..... **Jerry - Bap-TEEST**
 Luke Kornet **Kor-NET**
 Jeff Roberson..... **ROE-ber-son**
 Joe Toy **TOY**
 Clevon Brown..... **CLEE-von**
 Jake Diebler **DEEB-ler**

ROSTER BY CLASS

Seniors (2)

Luke Kornet..... Lantana, Texas
Nolan Cressler Pittsburgh, Pa.

Juniors (3)

Matthew Fisher-Davis Charlotte, N.C.
Riley LaChance Brookfield, Wisc.
Jeff Roberson Houston, Texas

Sophomores (2)

Larry Austin, Jr. Springfield, Ill.
Joe Toy Chicago, Ill.

Freshman (3)

Djery Baptiste..... Gonaives, Haiti
Clevon Brown..... San Antonio, Texas
Payton Willis Fayetteville, Ark.





MEMORIAL MAGIC - THE HOME TO VANDERBILT HOOPS SINCE 1952

HISTORIC MEMORIAL GYMNASIUM IN 65TH SEASON

Storied Memorial Gymnasium is in its 65th season as the host venue of Vanderbilt basketball. The SEC's most historic hoops setting has played host to more than 950 men's contests as well as the 1984 and 1991 SEC Tournaments and 40 men's and women's NCAA Tournament contests (since the early 1980s).

As the oldest gymnasium in the SEC, Memorial Gymnasium is renowned for its end zone benches, raised floor and unique atmosphere. It was dedicated in 1952 as a memorial to all Vanderbilt men and women who served in World War II. It was built by the late master architect Edwin Keeble, who was commissioned to build a combination gymnasium/concert hall.

.781	All-time winning percentage at Memorial Gym (783-220).
.896	Winning percentage against non-conference opponents since 1990 (207-24).
6	Undeclared seasons at home.

Winningest Coaches at Memorial Gymnasium

Coach	Yrs	Record
1. Kevin Stallings (2000-16)	17	226-65
2. Roy Skinner (1959, 1962-76)	16	181-41
3. Bob Polk (1948-58, 1960-61)	8	96-15
4. C.M. Newton (1982-89)	8	91-37
5. Jan van Breda Kolff (1994-99)	6	75-20
6. Eddie Fogler (1990-93)	4	54-12

Coach Drew at Memorial Gymnasium

Coach	Yr	Record
Bryce Drew	2016-17	11-5

ANNUAL ATTENDANCE FIGURES

Year	All Games	Attendance	Average	NCAA Rank	SEC Games	SEC Attendance	Average
2016-17	16	154,169	9,636	-	9	92,645	10,294
2015-16	16	178,167	11,135	36	9	107,318	11,924
2014-15	19	168,377	8,862	51	9	88,830	9,870
2013-14	16	152,539	9,534	45	9	92,455	10,273
2012-13	15	159,557	10,637	36	9	100,986	11,221
2011-12	18	246,561	13,698	18	8	112,368	14,046
2010-11	17	234,632	13,802	18	8	114,346	14,293
2009-10	16	217,965	13,623	21	8	113,539	14,192
2008-09	17	225,686	13,276	25	8	112,833	14,104
2007-08	19	254,954	13,418	22	8	113,713	14,214
2006-07	17	204,511	12,030	31	8	109,043	13,630
2005-06	16	195,159	12,197	24	8	108,258	13,532
2004-05 [^]	19	191,678	10,088	43	8	105,357	13,170
2003-04	17	192,301	11,312	33	8	106,990	13,374
2002-03	16	153,123	9,570	46	8	96,906	12,113
2001-02	17	150,325	8,843	50	8	93,873	11,734
2000-01	19	186,468	9,814	45	8	102,055	12,757
1999-00*	18	197,770	10,987	30	8	106,741	13,343
1998-99	16	192,538	12,034	26	8	106,128	13,266
1997-98	16	213,974	13,373	21	8	117,819	14,727
1996-97	16	207,771	12,986	25	8	120,214	15,027
1995-96	18	226,354	12,575	28	8	112,996	14,125
1994-95	13	183,042	14,080	17	8	118,932	14,867
1993-94	16	223,997	14,000	15	8	121,345	15,168
1992-93	14	212,156	15,154	11	8	122,536	15,317
1991-92	17	210,585	12,387	29	8	115,104	14,388
1990-91	16	214,638	13,415	19	9	133,482	14,831
1989-90	19	259,992	13,684	18	9	136,136	15,126
1988-89	15	224,657	14,977	13	9	137,212	15,246
1987-88	16	223,747	13,984	14	9	138,393	15,377
1986-87	17	226,343	13,314	14	9	130,854	14,539
1985-86	15	200,806	13,387	14	9	128,059	14,229
1984-85	16	194,390	12,149	17	9	122,514	13,613
1983-84	18	249,292	13,850	10	9	135,546	15,050
1982-83	17	237,584	13,976	9	9	135,418	15,046
1981-82	14	202,225	14,445	9	9	131,699	14,633
1980-81	15	227,478	15,165	9	9	136,436	15,160
1979-80	15	228,029	15,202	5	9	138,754	15,417
1978-79	14	215,330	15,380	5	9	139,930	15,547
1977-78	14	207,375	14,813	5	9	134,232	14,915
1976-77	15	211,966	14,131	4	9	149,108	16,568
1975-76	13	180,901	13,915	-	9	135,375	15,042
1974-75	12	178,527	14,877	-	9	134,304	14,923
1973-74	12	182,728	15,227	-	9	140,252	15,584
1972-73	12	173,567	14,464	-	9	131,193	14,577
1971-72	12	156,778	13,065	-	9	120,172	13,352
1970-71	12	170,634	14,220	-	9	130,260	14,473
1969-70	12	176,763	14,730	-	9	135,745	14,861
1968-69	12	126,896	10,575	-	9	95,300	10,589
1967-68	12	129,722	10,810	-	9	96,274	10,697
1966-67	12	105,492	8,791	-	9	79,173	8,797
1965-66	12	106,022	8,835	-	9	62,368	8,910
1964-65	12	98,821	8,235	-	9	65,712	8,214
1963-64	12	84,827	7,069	-	6	35,684	5,947
1962-63	12	75,261	6,272	-	6	46,183	6,598
1961-62	13	73,640	5,665	-	8	47,357	5,920
1960-61	13	74,187	5,707	-	7	45,549	6,507
1959-60	14	76,199	5,443	-	8	46,064	5,758

[^] First year capacity increased from 14,168 to 14,316; * First year capacity decreased from 15,311 to 14,168





**VANDERBILT BASKETBALL
QUICK HITTERS**

- This is the 114th year of Vanderbilt basketball, with the first season taking place in 1900-01. There were no teams in 1904-05 and 1905-06.
- The Commodores have been named to 14 NCAA Tournaments and 12 NIT's. Vanderbilt advanced to the Elite 8 in 1965 (field of 23), and the Sweet 16 in 1988, 1993, 2004, and 2007. The Commodores captured the NIT Championship in 1990 and finished runner-up in 1994.
- The Commodores are a charter member of the SEC, with the 2016-17 season being the 84th year in the conference.
- Vanderbilt is the only private institution in the SEC with the lowest enrollment of any of the 14 schools (6,738).
- Vanderbilt's Perry Wallace became the first African-American scholarship basketball player in the SEC when he took the court in 1967.
- The Commodores have 45 career 1,000-point scorers, with Shan Foster (2004-08) the all-time leading scorer with 2,011 career points.
- Vanderbilt has had 12 All-Americans since 1950. They are: Billy Joe Adcock (1950), Clyde Lee (1965), Tom Hagan (1969), Jan van Breda Kolff (1974), Will Perdue (1988), Billy McCaffrey (1993), Dan Langhi (2000), Matt Freije (2004), Derrick Byars (2007), Shan Foster (2008), and John Jenkins (2011).
- Vanderbilt had two players selected in the 2016 NBA Draft - Wade Baldwin IV, Memphis, 17th pick and Damian Jones, Golden State 30th pick - one of only three schools with two or more players drafted in the first round. In all, 37 Vanderbilt players have been selected in the NBA Draft since 1950.
- The Commodores had three players drafted in the first 31 picks of the 2012 NBA Draft - John Jenkins, Atlanta, 23rd pick, Festus Ezeli, Golden State, 30th pick, Jeffery Taylor, Charlotte, 31st pick - the most by the Commodores in one draft.
- The Commodores ended a 61-year SEC Tournament drought in 2012 by claiming the tournament championship in New Orleans, the team's first SEC tournament championship since 1951.
- Kevin Stallings is the winningest coach in Vanderbilt history with 322 total victories (17 years, 322-220).
- All three of the university's top all-time scorers played for Kevin Stallings (Foster, Jeffery Taylor, Matt Freije). John Jenkins, who is 10th on the list, also played for him.
- Vanderbilt's intercollegiate athletics teams are nicknamed the Commodores, in honor of the nickname given to founder Cornelius Vanderbilt, who made his fortune in shipping. Vanderbilt donated \$1 million to begin "Central University" in 1875 - the campus was later renamed for Cornelius because of his generosity. Cornelius never stepped foot on the campus that bears his namesake.

SEC STANDINGS

2016-17 SEC STANDINGS (3/6)

	SEC	Pct.	All	Pct.
^Kentucky	16-2	.889	26-5	.839
Florida	14-4	.778	24-7	.774
Arkansas	12-6	.667	23-8	.742
South Carolina	12-6	.667	22-9	.710
Alabama	10-8	.556	17-13	.567
Ole Miss	10-8	.556	19-12	.613
Vanderbilt	10-8	.556	17-14	.548
Georgia	9-9	.500	18-13	.581
Tennessee	8-10	.444	16-15	.516
Texas A&M	8-10	.444	16-14	.533
Auburn	7-11	.389	18-13	.581
Miss. State	6-12	.333	15-15	.500
LSU	2-16	.111	10-20	.333
Missouri	2-16	.111	7-23	.233
^ SEC Champion				

SEC STATS

VU TEAM SEC RANKINGS (3/6)

Category	SEC (FINAL)	All
Scoring	11th (71.5)	11th (71.7)
Scoring Defense	4th (68.8)	5th (69.0)
Scoring Margin	5th (+2.7)	7th (+2.7)
FT%	3rd (.753)	1st (.770)
FG%	6th (.443)	9th (.437)
FG% Defense	4th (.418)	9th (.426)
3FG%	4th (.370)	1st (.380)
3FG% Defense	8th (.339)	9th (.344)
3FG Made	1st (10.1)	1st (9.9)
Rebound Margin	10th (-2.1)	10th (+0.4)
Blocks	T-7th (3.7)	12th (3.8)
Assists	8th (12.3)	5th (13.2)
Steals	13th (4.4)	14th (4.1)
Turnover Margin	9th (-1.2)	12th (-1.8)
Assist/TO Ratio	5th (1.0)	6th (1.1)

VU INDIVIDUAL SEC RANKINGS (3/6)

Player	SEC (FINAL)	Total
Matthew Fisher-Davis	SEC (FINAL)	Total
3FG%	10th (.336)	4th (.376)
3FG Made	5th (2.2)	2nd (2.5)
Luke Kornet	SEC (FINAL)	Total
Rebounding	9th (6.7)	7th (7.1)
FT%	5th (.864)	8th (.850)
3FG%	7th (.378)	NA
3FG Made	8th (2.1)	NA
Blocks	T-3rd (2.2)	3rd (2.1)
Def. Rebounding	5th (5.0)	8th (4.5)
Minutes Played	7th (33.3)	NA
Riley LaChance	SEC (FINAL)	Total
Assists	9th (3.8)	7th (4.0)
3FG%	2nd (.447)	NA
3FG Made	9th (2.0)	NA
A/TO Ratio	4th (1.9)	3rd (2.2)
Jeff Roberson	SEC (FINAL)	Total
Rebounding	8th (6.8)	7th (7.1)
Def. Rebounding	T-7th (4.8)	4th (5.2)
Minutes Played	NA	10th (31.6)

ALL-SEC TEAMS

FIRST TEAM ALL-SEC

- KeVaughn Allen, Florida
- J.J. Frazier, Georgia
- Yante Maten, Georgia
- De'Aaron Fox, Kentucky
- Malik Monk, Kentucky
- Sebastian Saiz, Ole Miss
- Sindarius Thornwell, South Carolina
- Luke Kornet, Vanderbilt**

SECOND TEAM ALL-SEC

- Moses Kingsley, Arkansas
- Kasey Hill, Florida
- Bam Adebayo, Kentucky
- Antonio Blakeney, LSU
- Quinnndary Weatherspoon, Miss State
- Robert Hubbs III, Tennessee
- Tyler Davis, Texas A&M
- Robert Williams, Texas A&M

ALL-FRESHMAN TEAM

- Braxton Key, Alabama
- Mustapha Heron, Auburn
- Bam Adebayo, Kentucky
- De'Aaron Fox, Kentucky
- Malik Monk, Kentucky
- Lamar Peters, Mississippi St.
- Grant Williams, Tennessee
- Robert Williams, Texas A&M

ALL-DEFENSIVE TEAM

- Moses Kingsley, Arkansas
- Kasey Hill, Florida
- Sindarius Thornwell, South Carolina
- Robert Williams, Texas A&M
- Luke Kornet, Vanderbilt**

COACH OF THE YEAR

- Mike White, Florida

PLAYER OF THE YEAR

- Sindarius Thornwell, South Carolina

SCHOLAR ATHLETE OF THE YEAR

- Luke Kornet, Vanderbilt**

FRESHMAN OF THE YEAR

- Malik Monk, Kentucky

SIXTH MAN OF THE YEAR

- Canyon Barry, Florida

DEFENSIVE PLAYER OF THE YEAR

- Robert Williams, Texas A&M



THE LAST TIME...

VANDERBILT INDIVIDUALS

Scoring:

Scored 25 points – Matthew Fisher-Davis (25), at Dayton, 12/21/2016

Scored 30 points – Matthew Fisher-Davis (33), vs. Auburn, 1/4/2017

Scored 35 points – Billy McCaffrey (35), vs. Georgia, 2/24/1993

Scored 40 points – Shan Foster (42) vs. Mississippi State, 3/5/2008

Two Players Had 20 Points –

Luke Kornet (21), Nolan Cressler (20) vs. Iowa State, 1/28/2017

Three Players Had 20 Points – Derrick Byars (28), Shan Foster (21) and Ross Neltner (20) vs. Toledo, 12/2/2006

Scored 20 Points in Two Straight Games –

Luke Kornet at Kentucky (21) 2/28/17, vs. Florida (24), 3/4/17

Scored 20 Points in Three Straight Games –

Matthew Fisher-Davis at Dayton (25), 12/21/16, at LSU (23) 12/29/16, vs. Auburn (33), 1/4/2017

Scored 20 Points in Four Straight Games –

John Jenkins vs. Monmouth (25), 11/25/11, vs. Xavier (20), 11/28/11, at Louisville (27), 12/2/2011, at Davidson (22), 12/7/2011

Scored 20 Points in Five Straight Games –

Shan Foster vs. Georgia (29), 2/23/2008; vs. Tennessee (32), 2/26/2008; at Arkansas (22), 3/1/2008; vs. Mississippi State (42), 3/5/2008; at Alabama (21), 3/8/2008

Scored 20 Points in Six Straight Games –

Shan Foster vs. Georgia (29), 2/23/2008; vs. Tennessee (32), 2/26/2008; at Arkansas (22), 3/1/2008; vs. Mississippi State (42), 3/5/2008; at Alabama (21), 3/8/2008; vs. Auburn (26), 3/13/2008

Five Players Scored in Double Figures –

Jeff Roberson (15), Luke Kornet (13), Matthew Fisher-Davis (13), Nolan Cressler (11), Riley LaChance at Tennessee, 2/22/2017

Seven Players Scored in Double Figures –

Damian Jones (10), Wade Baldwin IV (20), Riley LaChance (10), Nolan Cressler (14), Joe Toye (10), Matthew Fisher-Davis (12), Josh Henderson (11), vs. Detroit (12/2/15)

Four Players with 15 or more points –

Jeff Roberson (19), Matthew Fisher-Davis (19), Riley LaChance (19), Luke Kornet (16) vs. Kentucky, 1/10/2017

Double-Doubles:

Double-Double – Luke Kornet (13 points, 11 rebounds) at Tennessee, 2/22/2017

20-10 game – Damian Jones (20 points, 10 rebounds) at Miss. State, 2/16/2016

30-10 game – A.J. Ogilvy (33 points, 10 rebounds) vs. Oregon, 11/11/2011

Back-to-back 20-10 games – Matt Freije vs. South Carolina (26 points, 11 rebounds)

1/28/04; vs. Kentucky (20 points, 11 rebounds) 1/31/04

Double-Double in Points and Rebounds – Luke Kornet (13 points, 11 rebounds) at Tennessee, 2/22/2017

Double-Double in Points and Assists – Wade Baldwin IV (15 points, 10 assists) vs. Western Michigan, 12/30/2015

Double-Double in Points and Blocks – Luke Kornet (11 points, 10 blocks) vs. Auburn (1/12/2016)

Double-Double in Points and Steals – Never

Double-Double in Two Consecutive games –

Luke Kornet (10 points, 11 rebounds) vs. Auburn, 1/4/17; (15 points, 13 rebounds) at Alabama, 1/7/17

Double-Double in three consecutive games –

Dan Langhi vs. Notre Dame (33 points, 10 rebounds) 11/21/1998; vs. Morehead State (18 points, 10 rebounds) 11/24/1998; vs. Ohio State (14 points, 17 rebounds) 11/28/1998

Two players record double-double –

Damian Jones (24 points, 12 rebounds), Luke Kornet (10 points, 10 rebounds) vs. Trevecca, 11/16/2014

Triple-Doubles:

Triple-Double – Luke Kornet (11 points, 11 rebounds, 10 blocks) vs. Auburn, 1/12/16; Brad Tinsley (11 points, 10 rebounds, 10 assists) vs. Presbyterian, 11/12/2010

Field Goals:

Made 10 FG in a game – Damian Jones (10) at Saint Mary's, 3/18/2015

Made 11 FG in a game – Matthew Fisher-Davis (11) vs. Auburn, 1/4/2017

Made 12 FG in a game – Damian Jones (12) at Florida, 2/23/2016

Made 16 FG in a game – Shan Foster (16) vs. Mississippi State, 3/5/2008

Attempted 15 FG in a game – Matthew Fisher-Davis (15) vs. Kentucky, 1/10/2017

Attempted 16 FG in a game – Damian Jones (16) at Miss. State, 2/16/2016

Attempted 17 FG in a game – Luke Kornet (17) vs. Florida, 3/4/17

Attempted 18 FG in a game – Matthew Fisher-Davis (18) at Dayton, 12/21/2016

Attempted 19 FG in a game – Rod Odom (19) vs. Missouri, 1/16/14

Attempted 20 FG in a game – Matthew Fisher-Davis (20), vs. Auburn, 1/4/2017

Three-Pointers:

Made 5 3-pointers in a game – Jeff Roberson (5), vs. Miss. State, 2/25/2017

Made 6 3-pointers in a game – Matthew Fisher-Davis (6) at Miss. State, 2/16/2016

Made 7 3-pointers in a game – Matthew Fisher-Davis (7) vs. Auburn, 1/4/2017

Made 8 3-pointers in a game – Shan Foster (8) vs. UMass, 1/5/2008

Made 9 3-pointers in a game – Shan Foster (9) vs. Mississippi State, 3/5/2008

Attempted 10 3-pointers in a game – Matthew Fisher-Davis (10) vs. Kentucky, 1/10/2017

Attempted 15 3-pointers in a game – John Jenkins (16) vs. Oregon, 11/11/2011

Free Throws:

Made 10 FT in a game – Wade Baldwin IV (10), vs. Dayton, 12/9/15

Made 12 FT in a game – Luke Kornet (12) vs. Belmont, 11/15/16

Made 13 FT in a game – A.J. Ogilvy (13) vs. DePaul, 12/5/2009

Made 18 FT in a game – Matt Freije (18) vs. Indiana, 11/24/2003

Attempted 12 FT in a game – Wade Baldwin IV (13) at Tennessee, 1/20/16

Attempted 14 FT in a game – Wade Baldwin IV (14) vs. Florida, 1/26/2016

Attempted 15 FT in a game – Luke Kornet (16) vs. Belmont, 11/15/16

Rebounds:

10 Rebounds in a game – Luke Kornet (11), at Tennessee, 2/22/2017

15 Rebounds in a game – Jeff Roberson (16) vs. Minnesota, 12/3/16

10+ Rebounds in Three Consecutive Games –

Lance Goulbourne (16) vs. Ole Miss, 1/19/2011; (10) vs. St. Mary's, 1/22/2011; (12) at Miss. State, 1/27/2011

Assists:

8 Assists – Payton Willis (8) vs. Santa Clara, 11/25/2016

9 Assists – Wade Baldwin IV (9) at Miss. State, 2/16/2016

10 Assists – Wade Baldwin IV (10) vs. Auburn, 1/12/16

11 Assists – Mario Moore (13) vs. Arkansas, 2/19/2005

12 Assists – Mario Moore (13) vs. Arkansas, 2/19/2005

13 Assists – Mario Moore (13) vs. Arkansas, 2/19/2005

14 Assists – Billy McCaffrey (14) vs. Kentucky, 1/13/1993

5+ Assists in Four Consecutive Games – Wade Baldwin IV (8) vs. Texas A&M, 2/4/16; (9) at Ole Miss, 2/6/16; (7) vs. Missouri, 2/10/16; (7) at Auburn, 2/13/16; (9) at Miss. St., 2/16/16; (7) vs. Georgia, 2/20/16

8+ Assists in Two Consecutive Games – Atiba Prater (9) at Georgia, 2/2/2000; (9) vs. Boston College, 2/6/2000

Blocks:

4 Blocked Shots – Luke Kornet (4) at Alabama, 1/7/17

5 Blocked Shots – Luke Kornet (5) vs. Texas A&M, 2/16/2017

6 Blocked Shots – Luke Kornet (6) at Texas A&M, 3/5/2016

7 Blocked Shots – Luke Kornet (7) at Tennessee, 2/22/2017

10 Blocked Shots – Luke Kornet (10) vs. Auburn, 1/12/16

Steals:

4 Steals – Riley LaChance (4) at Saint Mary's, 3/18/15

5 Steals – Riley LaChance (5) vs. Penn, 12/22/2014

6 Steals – Dan Cage (6) vs. Furman, 11/28/2006

7 Steals – James Strong (8) vs. Morehead State, 11/24/1998

8 Steals – James Strong (8) vs. Morehead State, 11/24/1998

Minutes:

Played every minute – Rod Odom vs. Florida, 2/25/14

Played over 40 minutes – Matthew Fisher-Davis (41), Riley LaChance (40) at Arkansas, 1/5/2016

All 5 starters played 40 minutes – Steve Tchiengang (40), Brad Tinsley (40), Lance Goulbourne (41), Jeffery Taylor (41), and John Jenkins (41), at Louisville, 12/2/2011

Fouls:

Technical Foul – Jeff Roberson, at Missouri, 2/11/2017

Fouled Out – Nolan Cressler, at Kentucky, 2/28/2017

Two Players Fouled Out – Joe Toye and Matthew Fisher-Davis, vs. Arkansas, 1/24/2017

Three Players Fouled Out – Damian Jones, Jeff Roberson, Wade Baldwin IV at Ole Miss, 2/6/2016

TEAM

Started the game with Opponent Technical Foul – Furman bench, 12/22/2008

Scored 95 or more points – 102 vs. Detroit, 12/2/15 (W, 102-52)

Scored 100 or more points – 102 vs. Detroit, 12/2/2015 (W, 102-52)

Scored 100 or more points (SEC game) – 102 at Ole Miss, 2/16/2012 (W, 102-76)

Scored 110 or more points – 113 vs. Alabama A&M 12/30/1998 (W, 113-71)

Scored 110 or more points (SEC game) – 111 vs. Alabama 2/21/1972 (W, 111-91)

Scored 120 or more points – 130 vs. Ole Miss 12/22/1970 (W, 130-112)

Scored 120 or more points (SEC game) – 130 vs. Ole Miss 12/22/1970 (W, 130-112)

Scored 130 or more points – 130 vs. Ole Miss 12/22/1970 (W, 130-112)

Scored Less than 50 points – 48 at Middle Tennessee (L, 48-71), 12/8/2016

Scored Less than 40 points – 38 at Tennessee (L, 76-38), 3/1/2014

Scored 20 or less points in half – 18 (1st half), 20 (2nd half) at Tennessee, 3/1/14, (L, 76-38)

Scored 90+ points in three consecutive games – 95 vs. Bradley, 11/24/2007 (W, 95-86); 91 vs. South Alabama, 11/29/2007 (W, 91-88); vs. Georgia Tech, 12/1/2007 (W, 92-79)

Allowed 90 or more points – 95, vs. Marquette, 11/11/2016 (L, 95-71)

Allowed 100 or more points – 106, Kentucky, 3/5/2003 (L, 44-106)

Allowed Less than 50 points – 48, vs. Miss. State, 2/25/2017 (W, 77-48)

Allowed 40 or Less points – 31, at Mississippi State, 2/23/2013 (W, 72-31)

THE LAST TIME...

Shot 60% or better – .609 vs. Tenn. St., 11/23/14 (W, 78-46)
Shot 60% or better from three – .643 vs. Purdue, 12/13/14 (W, 81-71)
Shot over 67% FG – .679 vs. TSU, 12/19/2009 (W, 84-71)
Shot 50% or better – .522 at Arkansas, 2/7/2017
Shot lower than 30% – .224 at Florida 3/1/2014 (L, 76-38)
Allowed 60% shooting – .612 at Florida, 2/21/2009 (L, 68-82)
Scored 100 points in two consecutive games – 111 vs. North Alabama 12/20/1980 (W, 111-79) and 111 vs. Memphis 12/23/1980 (W, 111-96)
Scored 100 points in three consecutive games – Never
Scored 100 points in Consecutive SEC games – 104 vs. LSU 2/19/1972 (W, 104-83) and 111 vs. Alabama 2/21/1972 (W, 111-91)
Won game by 70 points or more – 71 vs. Union (Tenn.) (W, 95-24), 1911-12
Won game by 60 points or more – 71 vs. Union (Tenn.) (W, 95-24), 1911-12
Won game by 50 points or more – 50 vs. Detroit (W, 102-52) 12/2/2015
Lost by 25 or More Points – at Tennessee, 3/1/2014 (L, 76-38)
Game decided by one point – vs. Arkansas, 1/24/2017 (L, 71-70)
Two consecutive games decided by one point – at South Carolina (L, 70-71) 1/7/1998 and Tennessee (W, 80-79) 1/10/1998
Three consecutive games decided by one point – Never
Shot 90% or Better from Free Throw Line (min. 10 att.) – 92.3% at Georgia (12-13) 1/21/2017
Shot less than 50% from Free Throw Line – 46.9% vs. Morgan State (15-32) 11/23/13
Shot less than 20% from 3PT – .158 (3-19) vs. Wichita State 3/15/16 (L, 70-50)
Attempted 30 FT – 32 (22-32) vs. South Carolina, 2/18/2017
Attempted 35 FT – 39 (29-39) at Tennessee, 1/20/2016
Attempted 40 FT – 42 (29-42) vs. Florida, 2/3/2015
Attempted five or less FT – 3 at Texas A&M, 1/31/2017
Made 30 FT – 38, vs. Western Carolina, 12/16/14
Made 15 3FG – 16 vs. LSU, 12/29/2016
Won an Overtime Game – vs. Stony Brook 11/19/15 (W, 79-72)
Lost an Overtime Game – at Arkansas, 1/5/2016 (L, 85-90)
Played Two Overtimes – vs. Yale 1/3/15 (W, 79-74)
Played Three Overtimes – at Ole Miss 2/17/1982 (L, 51-48)
Played Four Overtimes – at Ole Miss 2/17/1982 (L, 51-48)
Played consecutive games that went to overtime – vs. Xavier 11/28/2011 (L, 82-70) and at Louisville, 12/2/2011 (L, 62-60)
Had 20 Turnovers – 26 at Arkansas, 1/5/2016
Had fewer than 10 Turnovers in two straight games – vs. Kentucky (7) 1/10/2017, vs. Tennessee (9) 1/14/2017
Had 10 Blocks – 10, vs. Auburn, 1/12/2016

OPPONENT - INDIVIDUALS

Scoring:
Scored 25 points – Malik Monk (27) at Kentucky, 2/28/2017
Scored 30 points – Jamal Murray (33) vs. Kentucky, 2/27/16
Scored 35 points – Jared Brownridge (36), Santa Clara, 11/25/2016
Scored 40 points – Morris Almond (44), Rice, 1/3/2007
Two Players Had 20 Points – Anthlon Bell (26), Moses Kingsley (25) at Arkansas, 1/5/16
Five Players Scored in Double Figures Deandre Burnett (17), Terence Davis (17), Breein Tyree (11), Justas Furmanavicius (11), Sebastian Saiz (10), vs. Ole Miss, 2/4/2017
Six Players Scored in Double Figures – Bam Doyno (22), Dwayne Curtis (12), Todd Abernethy (11), Clarence Sanders (11), Polynice (10) and Williams (10), vs. Ole Miss, 1/27/2007
Four Players with 15 or more points – Erik Daniels (20), Marquis Estill (17), Kelenna Azubuike (16) and Gerald Fitch (15) vs. Kentucky, 3/5/2003

Double-Doubles:
Double-Double – Grant Williams (11 points, 10 rebounds), at Tennessee, 2/22/2017
Triple-Double – Sam Muldrow (16 points, 14 rebounds and 10 blocks) at South Carolina, 1/8/2010
20-10 game – Ryan Rosburg (24 points, 11 rebounds), vs. Missouri, 2/10/2016
30-10 game – Ben Simmons (36 points, 14 rebounds), LSU, 1/2/2016

Double-Double in Points and Rebounds – Grant Williams (11 points, 10 rebounds), at Tennessee, 2/22/2017
Double-Double in Points and Assists – Nick Calathes (15 points, 10 assists) at Florida, 1/27/2008
Two players record double-doubles – Prince Ibeh (13 points, 11 rebounds), Kerwin Roach, Jr. (15 points, 11 rebounds), at Texas, 1/30/2016

Field Goals:
Made 10 FG in a game – Dusty Hannahs (10) at Arkansas, 2/7/2017
Made 11 FG in a game – Tyler Davis (11), vs. Texas A&M, 2/16/2017
Made 12 FG in a game – Jamal Murray, vs. Kentucky (12), 2/27/16
Made 13 FG in a game – Bobby Portis, at Arkansas (13), 1/10/15
Attempted 15 FG in a game – Sindarius Thornwell (15), South Carolina, 2/18/2017
Attempted 16 FG in a game – Armani Moore (16), Tennessee, 3/1/2016
Attempted 17 FG in a game – Monte Morris (17), vs. Iowa State, 1/28/2017
Attempted 18 FG in a game – Tyler Davis (18) vs. Texas A&M, 2/16/2017
Attempted 19 FG in a game – Dusty Hannahs (19) at Arkansas, 2/7/2017
Attempted 20 FG in a game – Jamal Murray, vs. Kentucky (20), 2/27/16
Attempted 25 FG in a game – Malik Monk (21) at Kentucky, 2/28/2017

Three-Pointers:
Made 5 3-pointers in a game – Jordan Barnett (5) at Missouri, 2/11/17
Made 6 3-pointers in a game – Jamal Murray, vs. Kentucky (6), 2/27/16
Made 7 3-pointers in a game – Chandler Parsons (7) vs. Florida, 1/25/2009
Made 8 3-pointers in a game – Brian Sullivan (8) vs. Miami (OH), 1/2/2012
Attempted 10 3-pointers in a game – KeVaughn Allen (12), at Florida, 1/21/17

Free Throws:
Made 10 FT in a game – Miles Bowman, Jr. (10) vs. High Point, 12/6/2016
Made 16 FT in a game – Ben Simmons (16), LSU, 1/2/2016
Made 17 FT in a game – Morris Almond (17) at Rice, 1/3/2007

Attempted 10 FT in a game – Edrice Adebayo (10), Malik Monk (10) at Kentucky, 2/28/2017
Attempted 13 FT in a game – Jared Brownridge (13) vs. Santa Clara, 11/25/16
Attempted 14 FT in a game – Johnny O'Bryant III, (14) at LSU, 1/18/14
Attempted 15 FT in a game – Ben Simmons (19), LSU, 1/2/2016

Rebounds:
10 Rebounds in a game – Grant Williams (10), at Tennessee, 2/22/2017
15 Rebounds in a game – Sebastian Saiz (16), vs. Ole Miss, 2/4/2017
18 Rebounds in a game – Daniel Northern (18) vs. Tennessee Tech, 12/20/2008
19 Rebounds in a game – Omar Samhan (19) at St. Mary's, 11/20/2009
20 Rebounds in a game – Roy Rogers (20) at Alabama, 1/3/1996

Assists
8 Assists – Alex Caruso (8) at Texas A&M, 3/5/16
9 Assists – John Wall (9) at Kentucky, 1/30/2010
10 Assists – Alex Caruso (10) at Texas A&M, 1/31/2015
11 Assists – Dee Bost (11) vs. Mississippi State, 3/11/2011
12 Assists – G.G. Smith (12) vs. Georgia, 2/3/1999

Blocks:
4 Blocked Shots – Grant Williams (4), vs. Tennessee, 1/14/2017
5 Blocked Shots – Karl-Anthony Towns (7), at Kentucky, 1/20/15
6 Blocked Shots – Reggie Lynch (6), vs. Minnesota, 12/3/16
7 Blocked Shots – A.J. Hammons (7), at Purdue, 12/22/15
8 Blocked Shots – Jarvis Varnado (9) vs. Mississippi State, 2/3/2010
10 Blocked Shots – Sam Muldrow (10) at South Carolina, 1/8/2011

Steals:
5 Steals – Devon Baukman (5) vs. Tennessee, 3/10/2016
6 Steals – Jajuan Johnson (6) vs. Marquette, 11/11/2016

7 Steals – Aaron Lucas (7) at South Carolina, 1/19/2002
8 Steals – Steve Wojciechowski (8) at Duke, 11/22/1996
Two players with 3 steals – Bobby Portis (4), Rashad Madden (3) at Arkansas, 1/10/15

Minutes:
Played every minute – Admon Gilder vs. Texas A&M, 2/16/2017
Played over 40 minutes – Carson Puriefory (44), vs. Stony Brook, 11/19/15

Fouls:
Technical Foul – Kentucky team, 2/28/2017
Fouled Out – Monte Morris, vs. Iowa State, 1/28/2017
Three Players Fouled Out – Donte' Williams, Nemanja Djuristic, John Florvce vs. Georgia, 1/14/2012

OPPONENT - TEAM

Scored 90 or more points at Memorial Gym – 90 vs. LSU, 1/2/16 (LSU 90, Vanderbilt 85)
Scored 100 or more points – 106 at Kentucky 3/5/2003 (L, 44-106)
Scored 110 or more points – 120 vs. Kentucky 2/7/1996 (L, 81-120)
Scored 120 or more points – 120 vs. Kentucky 2/7/1996 (L, 81-120)
Scored 130 or more points – Never
Scored Less than 50 points – 48 vs. Miss. State, 2/25/17 (W, 77-48)
Scored Less than 40 points – 31 at Mississippi State, 2/23/2013 (W, 72-31)
Shot 50% or Better – .586 vs. Tennessee, 1/14/2017 (L, 75-87))
Shot 60% or Better – .612 at Florida (UF 82, VU 68), 2/21/2009
Shot 60% or Better from 3PT – .800 (12-15), vs. High Point, 12/6/2016
Shot less than 30% FG – .290 (18-62), at Tennessee, 2/22/2017 (W, 67-56)
Shot less than 15% from 3PT – .111 (1-9), vs. South Carolina, 2/18/2017 (W, 71-62)
Held Opponent Without a 3-Pointer – vs. Nebraska, 11/18/10 (W, 59-49)
Shot 90% or Better from Free Throw Line – 91.3, at Georgia (23-25), 1/27/2015
Shot less than 50% from Free Throw Line – 467, vs. Minnesota, 12/3/2016 (L, 52-56)
Attempted 30 FT – 33 vs. Ole Miss, 2/4/17
Attempted 40 FT – 42 at Mississippi State, 2/12/2007
Attempted 45 or More FT – 49 at South Carolina, 1/28/2009
Attempted five or less FT – 1 vs. Miami (OH), 1/2/2012
Made 30 FT – 32, at South Carolina, 1/28/2009
Made 0 FT – Georgia, 1/14/2009
Made 12 3PT – 12, vs. High Point, 12/6/2016
Made 15 3PT – 15, vs. Florida, 1/25/2009
Attempted 30 or more 3PT – 41 vs. Belmont, 11/15/16
Had 20 Turnovers – 20 vs. MTSU, 12/21/2012



DJERY BAPTISTE

12

R-Freshman, Center
6'10" 240 lbs.
Gonaives, Haiti
Prestonwood Christian HS

SEASON HIGHS

Points: 8, 2x, last vs. Miss. St. (2/25/17)
FG Made: 3, 2x, last vs. Miss. St. (2/25/17)
FG Atts: 5, 2x, last vs. Bucknell (11/21/16)
3FG Made:
3FG Atts:
FT Made: 3, vs. Norfolk St. (11/18/16)
FT Atts: 6, vs. Norfolk St. (11/18/16)
Rebounds: 7, vs. Norfolk St. (11/18/16)
Assists: 1, at Dayton (12/21/16)
Turnovers: 2, 4x, last vs. Miss. St. (2/25/17)
Blocks: 3, vs. Norfolk St. (11/18/16)
Steals: 1, 4x, last vs. Miss. St. (2/25/17)
Minutes: 18, vs. Norfolk St. (11/18/16)

CAREER HIGHS

Points: 8, 2x, last vs. Miss. St. (2/25/17)
FG Made: 3, 2x, last vs. Miss. St. (2/25/17)
FG Atts: 5, 2x, last vs. Bucknell (11/21/16)
3FG Made:
3FG Atts:
FT Made: 3, vs. Norfolk St. (11/18/16)
FT Atts: 6, vs. Norfolk St. (11/18/16)
Rebounds: 7, vs. Norfolk St. (11/18/16)
Assists: 1, at Dayton (12/21/16)
Turnovers: 2, 4x, last vs. Miss. St. (2/25/17)
Blocks: 3, vs. Norfolk St. (11/18/16)
Steals: 1, 4x, last vs. Miss. St. (2/25/17)
Minutes: 18, vs. Norfolk St. (11/18/16)

MISCELLANEOUS

BAPTISTE NOTEBOOK

- ✪ Tied a career high with eight points in win over Miss. State.
- ✪ Made first career-start vs. Butler.
- ✪ Tallied career-high eight points and three rebounds vs. Belmont; had 7 points and 7 rebounds vs. Norfolk St.
- ✪ Redshirted the 2015-16 season.
- ✪ Signed with the Commodores in November of 2014...Chose the Commodores over UConn, SMU, Oregon, and USC, and was ranked the eighth-best player in the state of Texas according to ESPN.
- ✪ Originally from Haiti, Baptiste is one of the most physically impressive prospects in the 2015 class. He speaks four languages and hopes to one day be a diplomat in his native country.
- ✪ Attended the Prestonwood Christian Academy in Plano, Texas, where he averaged 10 points, 10 rebounds, three blocks, two assists, and one steal in his senior season...Helped lead his Lion teams to four consecutive state championships...Named his team's Defensive Player of the Year in his senior season.
- ✪ Djery Jean Baptiste...November 12, 1995...Son of Hebert Jean Baptiste and Wislonde Destin...Plans to major in Public Policy and Linguistics...Recipient of the Myer Family Men's Basketball Scholarship...Advice to youngsters: "Seek God."

BAPTISTE GAME-BY-GAME (FRESHMAN)

Opponent	M	FG-A	3P-A	FT-A	Reb	PF	A	T	B	S	PTS
N11 vs. Marquette	9	0-1	0-0	1-2	1	4	0	0	1	1	1
N15 Belmont	11	3-5	0-0	2-2	3	4	0	2	0	0	8
N18 Norfolk State	18	2-4	0-0	3-6	7	3	0	2	3	1	7
N21 Bucknell	13	1-5	0-0	0-0	5	1	0	0	1	0	2
N24 vs. Butler*	17	1-3	0-0	0-0	2	3	0	2	0	0	2
N25 vs. Santa Clara	10	2-2	0-0	0-0	0	3	0	0	0	0	4
N29 Tennessee State	11	2-2	0-0	0-0	3	2	0	1	1	0	4
D3 vs. Minnesota	8	1-1	0-0	0-0	2	1	0	0	0	0	2
D6 High Point	14	0-0	0-0	0-0	1	2	0	1	0	0	0
D8 @M. Tennessee	3	0-0	0-0	0-0	0	0	0	0	0	0	0
D17 Chattanooga	5	2-2	0-0	0-0	2	1	0	1	0	0	4
D21 @Dayton	6	0-2	0-0	0-0	1	2	1	0	1	0	0
D29 @LSU	9	0-1	0-0	0-0	1	2	0	0	0	0	0
J4 Auburn	7	0-1	0-0	0-0	1	1	0	0	0	0	0
J7 @Alabama	5	0-0	0-0	0-0	0	2	0	0	0	1	0
J10 Kentucky	6	0-0	0-0	0-2	1	4	0	1	0	0	0
J14 Tennessee	2	0-0	0-0	2-2	1	0	0	0	0	0	2
J17 @ Georgia	10	0-1	0-0	0-0	4	1	0	0	0	0	0
J21 @Florida	7	0-2	0-0	0-0	3	1	0	0	0	0	0
J24 Arkansas	5	1-1	0-0	1-1	2	2	0	3	1	0	3
J28 Iowa State	6	0-1	0-0	0-0	2	0	0	2	0	0	6
J31 @Texas A&M	4	0-0	0-0	0-0	0	0	0	0	0	0	0
F4 Ole Miss	4	0-0	0-0	0-0	3	2	0	0	1	0	0
F7 @Arkansas	6	2-2	0-0	0-0	3	0	0	0	0	0	4
F11 @Missouri	7	1-1	0-0	0-0	0	2	0	0	0	0	2
F16 Texas A&M	9	1-1	0-0	0-0	2	2	0	0	0	0	2
F18 South Carolina	8	1-1	0-0	0-1	3	3	0	1	1	0	2
F22 @Tennessee	7	0-1	0-0	0-0	3	2	0	0	0	0	0
F25 Mississippi State	15	3-3	0-0	2-2	2	2	0	2	2	1	8
F28 @Kentucky	4	0-0	0-0	0-0	0	2	0	2	0	0	0
M4 Florida	3	0-1	0-0	0-0	0	0	0	0	0	0	0

Baptiste's Overall Statistics at Vanderbilt

Year	GP	GS	Min	Avg	FG	FGA	Pct	3FG	3FGA	Pct	FT	FTA	Pct	Off	Def	Tot	Avg	PF	FO	Ast	TO	Blk	Stl	Pts	Avg
2016-17	31	1	249	8.0	23	44	.523	0	0	.000	11	18	.611	22	36	58	1.9	54	0	1	20	12	4	57	1.8
TOTAL	31	1	249	8.0	23	44	.523	0	0	.000	11	18	.611	22	36	58	1.9	54	0	1	20	12	4	57	1.8

Baptiste's SEC Statistics at Vanderbilt

Year	GP	GS	Min	Avg	FG	FGA	Pct	3FG	3FGA	Pct	FT	FTA	Pct	Off	Def	Tot	Avg	PF	FO	Ast	TO	Blk	Stl	Pts	Avg
2016-17	18	0	118	6.6	9	16	.563	0	0	.000	5	8	.625	11	18	29	1.6	28	0	0	9	5	2	23	1.3
TOTAL	18	0	118	6.6	9	16	.563	0	0	.000	5	8	.625	11	18	29	1.6	28	0	0	9	5	2	23	1.3



CLEVON BROWN

15

Freshman, Forward
6'8" 219 lbs.
San Antonio, Texas
Churchill HS

SEASON HIGHS

Points: 8, at Missouri (2/11/17)
FG Made: 3, 3x, last at Missouri (2/11/17)
FG Atts: 6, last at Texas A&M (1/31/17)
3FG Made: 2, 2x, last at Missouri (2/11/17)
3FG Atts: 3, 2x, at Missouri (2/11/17)
FT Made: 2, vs. Texas A&M (2/16/17)
FT Atts: 4, vs. Texas A&M (2/16/17)
Rebounds: 6, at Missouri (2/11/17)
Assists: 1, 2x, last at Florida (1/21/17)
Turnovers: 3, vs. South Carolina (2/18/17)
Blocks: 3, vs. South Carolina (2/18/17)
Steals:
Minutes: 17, at M. Tennessee (12/8/16)

CAREER HIGHS

Points: 8, at Missouri (2/11/17)
FG Made: 3, 3x, last at Missouri (2/11/17)
FG Atts: 6, last at Texas A&M (1/31/17)
3FG Made: 2, 2x, last at Missouri (2/11/17)
3FG Atts: 3, 2x, at Missouri (2/11/17)
FT Made: 2, vs. Texas A&M (2/16/17)
FT Atts: 4, vs. Texas A&M (2/16/17)
Rebounds: 6, at Missouri (2/11/17)
Assists: 1, 2x, last at Florida (1/21/17)
Turnovers: 3, vs. South Carolina (2/18/17)
Blocks: 3, vs. South Carolina (2/18/17)
Steals:
Minutes: 17, at M. Tennessee (12/8/16)

MISCELLANEOUS

BROWN NOTEBOOK

- ✪ Blocked career-high three shots vs. South Carolina.
- ✪ Had career-high eight points, six rebounds, and two blocks at Missouri.
- ✪ Tied a then-career high with six points at Texas A&M. Grabbed a career-high five rebounds against the Aggies.
- ✪ Signed with the Commodores in November of 2015.
- ✪ Made career debut vs. Marquette, scored five points against Golden Eagles; scored career-high six points vs. Norfolk State.
- ✪ Was ranked as the 9th-best player in the state of Texas by Texas Hoops, and the 126th-ranked player nationally by Rivals.com.
- ✪ As a junior, he averaged 16.8 points, 9.4 rebounds, and 3.2 blocks per game and was named to the District 26-6A first team, while also claiming all-tournament honors at the Northside ISD and Georgetown tournaments.
- ✪ Ranked as the 26th-ranked power forward in the country by Scout.com, he also received offers from Texas, Illinois, Notre Dame, and Auburn.

BROWN GAME-BY-GAME (FRESHMAN)

Opponent	M	FG-A	3P-A	FT-A	Reb	PF	A	T	B	S	PTS
N11 vs. Marquette	13	2-2	1-1	0-0	2	1	0	1	1	0	5
N15 Belmont	5	0-0	0-0	0-0	0	1	0	0	1	0	0
N18 Norfolk State	16	2-4	1-3	1-1	3	1	0	0	1	0	6
N21 Bucknell	2	0-0	0-0	0-0	1	0	0	1	0	0	0
N24 vs. Butler	16	2-4	2-2	0-0	4	2	0	1	0	0	6
N25 vs. Santa Clara	8	0-3	0-2	0-0	3	0	0	0	0	0	0
N29 Tennessee State	10	0-3	0-2	0-0	2	1	0	2	0	0	0
D3 vs. Minnesota	3	0-1	0-1	0-0	0	3	0	0	0	0	0
D6 High Point	11	1-2	1-2	0-0	0	2	0	1	1	0	3
D8 @ M. Tennessee	17	3-4	0-0	0-0	4	1	1	0	1	0	6
D17 Chattanooga	5	0-0	0-0	1-2	1	1	0	1	0	0	1
D21 @ Dayton	3	0-0	0-0	0-0	2	1	0	0	0	0	0
D29 @ LSU	DNP										
J4 Auburn	8	0-0	0-0	0-0	1	0	0	0	1	0	0
J7 @ Alabama	3	0-0	0-0	0-0	0	0	0	0	0	0	0
J10 Kentucky	2	0-0	0-0	0-0	0	1	0	0	0	0	0
J14 Tennessee	0+	0-0	0-0	0-0	0	0	0	0	0	0	0
J17 @ Georgia	9	0-2	0-2	0-0	1	1	0	0	0	0	0
J21 @Florida	2	0-0	0-0	0-0	0	0	1	1	1	0	0
J24 Arkansas	3	0-0	0-0	0-0	1	0	0	0	0	0	0
J28 Iowa State	3	0-0	0-0	0-0	0	0	0	0	0	0	3
J31 @ Texas A&M	15	3-6	0-2	0-0	5	2	0	0	1	0	6
F4 Ole Miss	5	0-1	0-1	0-0	2	1	0	0	0	0	0
F7 @ Arkansas	4	0-0	0-0	0-0	0	1	1	0	0	0	0
F11 @ Missouri	15	3-4	2-3	0-0	6	2	0	0	2	0	8
F16 Texas A&M	14	1-4	0-0	2-4	2	1	0	1	0	0	4
F18 South Carolina	13	1-2	0-0	1-3	4	3	0	3	3	0	3
F22 @ Tennessee	6	0-1	0-1	0-0	0	1	0	0	1	0	0
F25 Mississippi State	13	2-3	1-2	0-0	1	3	0	2	0	0	5
F28 @ Kentucky	4	0-0	0-0	0-0	0	2	0	0	0	0	0
M4 Florida	2	0-1	0-1	0-0	0	0	0	0	0	0	0

Brown's Overall Statistics at Vanderbilt

Year	GP	GS	Min	Avg	FG	FGA	Pct	3FG	3FGA	Pct	FT	FTA	Pct	Off	Def	Tot	Avg	PF	FO	Ast	TO	Blk	Stl	Pts	Avg
2016-17	30	0	230	7.7	20	47	.426	8	25	.320	5	10	.500	15	30	45	1.5	31	0	3	14	14	0	53	1.8
TOTAL	30	0	230	7.7	20	47	.426	8	25	.320	5	10	.500	15	30	45	1.5	31	0	3	14	14	0	53	1.8

Brown's SEC Statistics at Vanderbilt

Year	GP	GS	Min	Avg	FG	FGA	Pct	3FG	3FGA	Pct	FT	FTA	Pct	Off	Def	Tot	Avg	PF	FO	Ast	TO	Blk	Stl	Pts	Avg
2016-17	17	0	118	6.9	10	24	.417	3	12	.250	3	7	.429	8	15	23	1.4	17	0	2	7	9	0	26	1.5
TOTAL	17	0	118	6.9	10	24	.417	3	12	.250	3	7	.429	8	15	23	1.4	17	0	2	7	9	0	26	1.5





NOLAN CRESSLER

24

RS Senior, Guard
6'4" 210 lbs.
Pittsburgh, Pa.
Cornell/Plum HS

SEASON HIGHS

- Points:** 20, vs. Iowa State (1/28/17)
- FG Made:** 8, vs. Iowa State (1/28/17)
- FG Atts:** 10, vs. Iowa State (1/28/17)
- 3FG Made:** 4, vs. Iowa State (1/28/17)
- 3FG Atts:** 4, 4x, last at Texas A&M (1/31/17)
- FT Made:** 4, vs. Minnesota (12/3/16)
- FT Atts:** 5, vs. Minnesota (12/3/16)
- Rebounds:** 9, vs. Marquette (11/11/16)
- Assists:** 5, vs. High Point (12/6/16)
- Turnovers:** 3, 3x, last at Georgia (1/17/17)
- Blocks:**
- Steals:** 3, vs. High Point (12/6/16)
- Minutes:** 35, at Arkansas (2/7/17)

CAREER HIGHS

- Points:** 34, vs. Brown (2/22/14)
- FG Made:** 11, vs. Siena (11/22/13)
- FG Atts:** 22, vs. Penn (3/8/14)
- 3FG Made:** 6, vs. Brown (2/22/14)
- 3FG Atts:** 13, at W. Michigan (11/29/13)
- FT Made:** 10, 2x, last vs. Brown (2/22/14)
- FT Atts:** 14, vs. Brown (2/22/14)
- Rebounds:** 9, 3x, last vs. Marquette (11/11/16)
- Assists:** 5, vs. High Point (12/6/16)
- Turnovers:** 4, 4x, last vs. Princeton (3/7/14)
- Blocks:** 1, 5x, last vs. Wichita St. (3/15/16)
- Steals:** 3, 2x, last vs. High Point (12/6/16)
- Minutes:** 37, 4x, last vs. Brown (2/22/14)

MISCELLANEOUS

	2016-17	Career
Double-Digit Pts.	13	54
20+ Points	1	12
5+ threes	-	5

CRESSLER NOTEBOOK

- ☛ Led team with 13 points in win at Arkansas - played a season-high 35 minutes; also scored 13 points in win over South Carolina and Florida in Nashville.
- ☛ Scored 20 points vs. Iowa State, his most as a Commodore after transferring from Cornell.
- ☛ Eclipsed 1,000 point barrier in his career with 10 points against Tennessee in Nashville.
- ☛ Scored in double figures in 13 games this year.
- ☛ Tied career high with nine rebounds vs. Marquette.
- ☛ Posted six games in double figures in 2015-16. Scored season-high 14 points vs. Detroit on season-best six made field goals.
- ☛ Tied season high with 14 points at Ole Miss in only 13 minutes of action.
- ☛ Scored 11 points vs. Tennessee in only 12 minutes.
- ☛ Tallied 10 points vs. St. John's in Maui.
- ☛ 6'4 guard who transferred to Vanderbilt from Cornell in the summer of 2014.
- ☛ Averaged 16.8 points, 4.2 rebounds, and 1.6 assists in his sophomore season with the Big Red...Named an honorable-mention All-Ivy selection as a sophomore...Has two years of eligibility remaining after sitting out the 2014-15 season.
- ☛ Led the team in scoring with 16.8 points per game with the Big Red.
- ☛ Also averaged 4.2 rebounds, and 1.6 assists per contest.
- ☛ Scored a career-high 34 points against Brown..His 469 points ranked 14th in a single season at Cornell, while his 68 3-pointers sits 11th... He shot 41 percent from the floor and 36 percent from 3-point range while adding 4.2 rebounds and 1.6 assists per contest.
- ☛ Scored 27 points, including five 3-pointers, at 2013 MAC champion Western Michigan, and notched 25 points on 11-of-19 shooting vs. Siena, adding three rebounds and two assists.
- ☛ Opened the 2013-14 season with a bang, scoring a career-best 23 points in the season opener at Syracuse, including 20 in the first half.

CRESSLER GAME-BY-GAME (SENIOR)

Opponent	M	FG-A	3P-A	FT-A	Reb	PF	A	T	B	S	PTS
N11 vs. Marquette*	19	3-8	1-1	0-0	9	1	1	3	0	0	7
N15 Belmont*	28	2-5	1-2	0-0	5	3	3	0	0	1	5
N18 Norfolk State*	15	1-5	1-3	0-0	3	2	1	0	0	0	3
N21 Bucknell*	22	4-7	0-2	0-0	1	1	1	1	0	0	8
N24 vs. Butler	18	3-5	1-2	1-1	3	5	0	2	0	2	8
N25 vs. Santa Clara	12	1-3	1-1	0-0	3	1	0	0	0	0	3
N29 Tennessee State	19	2-2	1-1	0-0	5	1	1	2	0	0	5
D3 vs. Minnesota	18	1-3	0-0	4-5	4	2	0	0	0	1	6
D6 High Point	22	4-7	2-3	0-0	4	1	5	3	0	3	10
D8 @ M. Tennessee	26	1-4	0-1	1-2	2	3	1	0	0	1	3
D17 Chattanooga	14	0-1	0-1	0-0	0	1	1	1	0	0	0
D21 @ Dayton	18	5-9	1-3	0-0	6	2	1	1	0	0	11
D29 @ LSU	23	4-4	1-1	1-2	3	1	2	1	0	1	10
J4 Auburn	14	3-3	2-2	0-0	1	0	0	0	0	0	8
J7 @ Alabama	25	4-6	2-4	0-0	4	1	0	0	0	1	10
J10 Kentucky	29	1-6	0-2	0-0	4	1	2	0	0	0	2
J14 Tennessee	29	4-8	0-1	2-2	1	2	3	0	0	1	10
J17 @ Georgia*	30	5-9	1-4	0-0	6	4	4	3	0	1	11
J21 @ Florida*	23	4-6	0-2	2-2	4	2	2	2	0	0	10
J24 Arkansas*	21	1-5	0-3	0-0	4	1	2	2	0	0	6
J28 Iowa State*	29	8-10	4-4	0-0	5	1	4	0	0	0	20
J31 @ Texas A&M*	24	4-8	2-4	0-0	5	0	2	1	0	1	10
F4 Ole Miss*	20	3-5	2-4	0-2	4	4	1	3	0	0	8
F7 @ Arkansas*	35	5-7	2-2	1-1	8	1	2	4	0	0	13
F11 @ Missouri*	30	3-3	1-1	1-2	1	4	2	2	0	0	8
F16 Texas A&M*	22	2-6	1-4	0-0	4	1	4	1	0	1	5
F18 South Carolina*	26	5-9	1-3	2-3	4	2	1	0	0	0	13
F22 @ Tennessee*	32	4-6	3-4	0-1	5	2	2	1	0	0	11
F25 Mississippi State*	23	2-7	0-3	0-0	7	1	4	1	0	0	4
F28 @ Kentucky*	30	4-7	1-2	0-2	5	5	2	3	0	2	9
M4 Florida*	32	5-9	0-3	3-3	6	3	3	2	0	1	13

Cressler's Overall Statistics

Year	GP	GS	Min	Avg	FG	FGA	Pct	3FG	3FGA	Pct	FT	FTA	Pct	Off	Def	Tot	Avg	PF	FO	Ast	TO	Blk	Stl	Pts	Avg
2012-13*	31	12	717	23.1	99	232	.427	54	134	.403	36	47	.766	36	47	83	2.7	54	0	24	31	1	19	288	9.3
2013-14*	28	28	912	32.6	169	411	.411	68	187	.364	63	81	.778	63	81	144	5.1	78	3	45	59	2	14	469	16.8
2015-16	30	2	370	12.3	57	125	.456	17	62	.274	12	23	.522	10	55	65	2.2	41	1	23	21	3	3	143	4.8
2016-17	31	18	728	23.5	98	183	.536	32	73	.438	18	28	.643	26	100	126	4.1	59	2	57	39	0	18	246	7.9
VU TOTAL	61	20	1098	18.0	155	308	.503	49	135	.363	30	51	.588	36	155	191	3.1	100	3	80	60	3	21	389	6.4
All*	120	60	2727	22.7	423	951	.445	171	456	.375	129	179	.721	135	283	418	3.5	232	6	149	150	6	54	1146	9.6

* Statistics from prior team/school

Cressler's SEC Statistics at Vanderbilt

Year	GP	GS	Min	Avg	FG	FGA	Pct	3FG	3FGA	Pct	FT	FTA	Pct	Off	Def	Tot	Avg	PF	FO	Ast	TO	Blk	Stl	Pts	Avg
2015-16	15	0	144	9.6	24	55	.436	5	23	.217	9	17	.529	5	25	30	2.0	18	1	8	8	1	3	62	4.1
2016-17	18	13	468	26.0	63	114	.553	19	49	.388	12	20	.600	11	65	76	4.2	35	1	38	26	0	10	157	8.7
TOTAL	33	13	612	18.5	87	169	.515	24	72	.333	21	37	.568	16	90	106	3.2	53	2	46	34	1	13	219	6.6



MATTHEW FISHER-DAVIS

5

Junior, Guard
6'5" 185 lbs.
Charlotte, N.C.
Butler HS

SEASON HIGHS

- Points:** 33, vs. Auburn (1/4/17)
- FG Made:** 11, vs. Auburn (1/4/17)
- FG Atts:** 20, vs. Auburn (1/4/17)
- 3FG Made:** 7, vs. Auburn (1/4/17)
- 3FG Atts:** 14, vs. Auburn (1/4/17)
- FT Made:** 9, 3x, last vs. Kentucky (1/10/17)
- FT Atts:** 12, at LSU (12/29/16)
- Rebounds:** 7, 2x, last vs. vs. Auburn (1/4/17)
- Assists:** 4, vs. Minnesota (12/3/16)
- Turnovers:** 4, 3x, last vs. South Carolina (2/18/17)
- Blocks:** 2, vs. Arkansas (1/24/17)
- Steals:** 2, 2x, last vs. Auburn (1/4/17)
- Minutes:** 38, vs. Kentucky (1/10/17)

CAREER HIGHS

- Points:** 33, vs. Auburn (1/4/17)
- FG Made:** 11, vs. Auburn (1/4/17)
- FG Atts:** 20, vs. Auburn (1/4/17)
- 3FG Made:** 7, vs. Auburn (1/4/17)
- 3FG Atts:** 14, vs. Auburn (1/4/17)
- FT Made:** 9, 3x, last vs. Kentucky (1/10/17)
- FT Atts:** 12, at LSU (12/29/16)
- Rebounds:** 11, vs. Wofford (12/19/15)
- Assists:** 7, vs. Dayton (12/9/15)
- Turnovers:** 5, at Stanford (3/24/15)
- Blocks:** 4, vs. S. Dakota St. (3/20/15)
- Steals:** 3, vs. Gardner-Webb (11/16/15)
- Minutes:** 41, at Arkansas (1/5/16)

MISCELLANEOUS

	2016-17	Career
Double-Digit Pts.	21	49
3+ Threes	14	43
Double-Double	-	1

FISHER-DAVIS NOTEBOOK

- ⊕ Leads the team in scoring with 14.0 points per game, Fisher-Davis is fourth in 3FG% in all games (37.6%) and second in threes made (2.5).
- ⊕ Scored 20 or more points in eight career games, and has scored in double figures in 20 games this season.
- ⊕ Tallied a career-high 33 points vs. Auburn - made seven threes, first Commodore to make seven three's in a game since John Jenkins made seven against Lafayette on December 21, 2011.
- ⊕ Scored 25 points at Dayton. Made then season-high five threes vs. Flyers; tallied 23 points in win at LSU in SEC opener.
- ⊕ Started 28 games and played in 32 contests in 2015-16. Scored in double figures in 17 games in 2015-16. Made three or more threes in 17 games.
- ⊕ Finished the season first in the SEC in three-point field goal percentage at 44.6%.
- ⊕ Finished 2014-15 as the SEC's freshman leader in three-pointers made (2.1, 6th in conference) and was second in three-point percentage in all games (.401). In league games only, Fisher-Davis was fifth in threes made (2.2) and fourth in three-point percentage (.402).
- ⊕ Scored a career-high 18 points at Stanford in NIT Quarterfinals on a career-high six made threes.
- ⊕ 6'5 guard considered one of best shooters in 2014 class...Shot 67.5% from the floor, 49.1% from three, and 96% from the free throw line in his senior season at Butler HS.
- ⊕ Averaged 22 points, 13 rebounds, five assists, two steals and two blocks per game as a senior, and was named the SW4A Player of the Year and as a member of the Charlotte Observer's All-Observer team.
- ⊕ Chose Vanderbilt over Texas, Georgia, Baylor, Kansas State, Virginia, Oklahoma State, Arkansas, Alabama, and Wake Forest.

FISHER-DAVIS GAME-BY-GAME (JUNIOR)

Opponent	M	FG-A	3P-A	FT-A	Reb	PF	A	T	B	S	PTS
N11 vs. Marquette*	22	4-10	2-5	2-2	0	0	1	4	0	0	12
N15 Belmont*	34	4-10	3-6	5-5	3	0	0	2	0	0	16
N18 Norfolk State*	27	5-12	4-9	4-4	3	3	2	0	1	1	18
N21 Bucknell*	36	7-12	4-7	5-7	2	2	0	2	0	1	23
N24 vs. Butler*	11	1-3	0-2	0-0	3	0	0	0	0	1	2
N25 vs. Santa Clara*	35	4-9	3-6	3-3	2	2	2	2	0	0	14
N29 Tennessee State*	29	6-10	2-5	8-11	5	2	1	2	0	2	22
D3 vs. Minnesota*	35	3-11	2-7	0-0	3	1	4	2	0	1	8
D6 High Point*	29	6-10	4-8	3-4	3	0	3	1	1	0	19
D8 @ M. Tennessee*	36	4-13	3-7	2-2	3	1	1	4	0	1	13
D17 Chattanooga*	37	4-14	1-7	9-9	7	3	2	2	0	0	18
D21 @ Dayton*	29	9-18	5-9	2-2	3	4	0	4	1	0	25
D29 @ LSU*	29	5-13	4-9	9-12	4	2	0	2	0	0	23
J4 Auburn*	33	11-20	7-14	4-7	7	1	2	2	0	2	33
J7 @ Alabama*	32	2-9	1-6	2-2	4	3	0	3	0	1	7
J10 Kentucky*	38	4-15	2-10	9-11	2	3	0	0	0	0	19
J14 Tennessee*	25	4-6	2-3	2-5	1	5	0	3	0	0	12
J17 @ Georgia	24	4-13	1-7	0-0	4	3	1	1	0	0	9
J21 @ Florida*	32	6-14	3-9	4-4	3	3	0	1	0	1	19
J24 Arkansas*	26	3-9	1-3	0-0	2	5	0	0	2	0	7
J28 Iowa State*	32	4-9	3-6	3-3	3	5	1	1	0	1	14
J31 @ Texas A&M*	32	5-11	2-5	0-0	2	1	1	1	0	1	12
F4 Ole Miss*	29	4-11	3-8	2-2	2	3	3	1	0	1	13
F7 @ Arkansas	DNP										
F11 @ Missouri	17	1-5	1-3	5-6	2	3	2	2	0	1	8
F16 Texas A&M	30	5-10	4-8	0-0	3	2	1	3	0	0	14
F18 South Carolina	22	5-11	3-8	4-4	5	0	0	4	0	1	17
F22 @ Tennessee	25	4-10	3-8	2-4	5	0	2	0	0	0	13
F25 Mississippi State	27	3-8	1-5	2-2	5	0	1	0	0	1	9
F28 @ Kentucky	18	0-4	0-4	0-0	2	4	3	1	1	0	0
M4 Florida	15	1-5	0-3	0-1	3	2	0	1	0	0	2

Fisher-Davis' Overall Statistics at Vanderbilt

Year	GP	GS	Min	Avg	FG	FGA	Pct	3FG	3FGA	Pct	FT	FTA	Pct	Off	Def	Tot	Avg	PF	FO	Ast	TO	Blk	Stl	Pts	Avg
2014-15	34	11	777	22.9	80	228	.351	71	177	.401	15	21	.714	16	63	79	2.3	55	0	46	31	16	13	246	7.2
2015-16	32	28	877	27.4	102	236	.432	79	177	.446	27	36	.750	12	103	115	3.6	50	1	36	27	9	15	310	9.7
2016-17	30	22	846	28.2	128	315	.406	74	197	.376	91	112	.813	9	87	96	3.2	63	3	33	51	6	17	421	14.0
TOTAL	96	61	2500	26.0	310	779	.398	224	551	.407	133	169	.787	37	253	290	3.0	168	4	115	109	31	45	977	10.2

Fisher-Davis' SEC Statistics at Vanderbilt

Year	GP	GS	Min	Avg	FG	FGA	Pct	3FG	3FGA	Pct	FT	FTA	Pct	Off	Def	Tot	Avg	PF	FO	Ast	TO	Blk	Stl	Pts	Avg
2014-15	18	7	429	23.8	45	127	.354	39	97	.402	7	11	.636	9	36	45	2.5	27	0	26	17	7	7	136	7.6
2015-16	17	14	491	28.9	57	130	.438	44	101	.436	18	24	.750	5	48	53	3.1	26	1	21	15	4	7	176	10.4
2016-17	17	9	454	26.7	67	174	.385	38	113	.336	45	60	.750	4	52	56	3.3	40	2	16	25	3	9	217	12.8
TOTAL	52	30	1374	26.4	169	431	.392	121	311	.389	70	95	.737	18	136	154	3.0	93	3	63	57	14	23	529	10.2



LUKE KORNET

3

Senior, Forward
7'1" 250 lbs.
Lantana, Texas
Liberty Christian HS

SEASON HIGHS

Points: 24, vs. Florida (3/4/17)
FG Made: 8, vs. Bucknell (11/21/16)
FG Atts: 18, vs. Minnesota (12/3/16)
3FG Made: 4, 2x, last vs. Ole Miss (2/4/17)
3FG Atts: 9, 4x, last at Missouri (2/11/17)
FT Made: 12, vs. Belmont (11/15/16)
FT Atts: 16, vs. Belmont (11/15/16)
Rebounds: 13, at Alabama (1/7/16)
Assists: 4, at Texas A&M (1/31/17)
Turnovers: 4, vs. Butler (11/24/16)
Blocks: 7, at Tennessee (2/22/17)
Steals: 2, 3x, last vs. Florida (3/4/17)
Minutes: 38, vs. Tennessee (1/14/17)

CAREER HIGHS

Points: 24, 2x, last vs. Florida (3/4/17)
FG Made: 10, vs. Tennessee State (11/23/14)
FG Atts: 18, vs. Minnesota (12/3/16)
3FG Made: 5, at Tennessee (2/26/15)
3FG Atts: 9, 4x, last at Missouri (2/11/17)
FT Made: 12, vs. Belmont (11/15/16)
FT Atts: 16, vs. Belmont (11/15/16)
Rebounds: 14, at Tennessee (1/20/16)
Assists: 4, 3x, last at Texas A&M (1/31/17)
Turnovers: 4, 3x, last vs. Butler (11/24/16)
Blocks: 10, vs. Auburn (1/12/16)
Steals: 3, vs. Miss. State (2/1/14)
Minutes: 38, vs. Tennessee (1/14/17)

MISCELLANEOUS

	2016-17	Career
Double-Digit Pts.	24	56
3+ Threes	7	15
4+ Blocks	4	18

KORNET NOTEBOOK

- Was named a first-team All-SEC selection by the league's coaches and was also named to the All-Defensive team for the second consecutive season. Also named Vanderbilt's first SEC Scholar Athlete of the Year.
- Scored in double figures in 24 of 31 games this season; tied season high with 21 points at Kentucky.
- All-time NCAA career leader in three's made by a seven-footer with 148.
- Became Vanderbilt's 45th 1,000-point scorer with 11 points against Missouri.
- Named Vanderbilt's fifth Academic All-American - named to 2017 second team.
- Played in 28 games and made 25 starts in 2015-16. Averaged 8.9 points and 7.3 rebounds per game. Named to All-SEC Defensive Team. Scored in double figures in 11 games and had four or more blocks in 12 contests as a junior. Scored a season-high 20 points at Ole Miss. Made season-high four threes in win over Texas A&M in Nashville.
- 3rd in the nation in blocked shots in 2015-16, averaging 3.0 blocks per game.
- In a single season, Kornet's 84 blocks ranked second in program history, and his 3.0 average was the best in a single season.
- Notched the program's second triple double with 11 points, 11 rebounds, and 10 blocks vs. Auburn. It was the program's first triple-double with blocks. Brad Tinsley had the other triple double when he registered 11 points, 10 rebounds, and 10 assists in a win over Presbyterian on November 12, 2010.
- The 10 blocks set a new Vanderbilt program single-game record - the previous best was seven by Will Perdue (vs. East Carolina, 12/28/87), Festus Ezeli (at Georgia, 2/16/11) and Damian Jones (at South Carolina, 2/13/14).
- Scored in double figures in 18 games as a sophomore and made three or more threes in six games.
- Played in 30 games and started two as a true freshman; averaged 4.0 points, 2.3 rebounds, and 0.8 assists per game in 2013-14; Scored in double-figures in three games.
- Grew seven inches in his senior season in high school and then two more when he arrived on campus.
- Son of Frank Kornet, a former Vanderbilt basketball standout of his own from 1986-89.
- Averaged 15.0 points, 8.0 rebounds, 3.0 blocks, and 3.0 steals at Liberty Christian School in Argyle, Texas.
- Advice to youngsters: "Your life is a gift from God, so do everything possible to give back to Him."

KORNET GAME-BY-GAME (SENIOR)

Opponent	M	FG-A	3P-A	FT-A	Reb	PF	A	T	B	S	PTS
N11 vs. Marquette*	23	4-9	1-4	6-6	5	3	1	3	2	0	15
N15 Belmont*	29	4-9	0-0	12-16	7	1	2	3	3	0	20
N18 Norfolk State*	22	2-5	0-0	5-6	5	1	0	1	4	0	9
N21 Bucknell*	24	8-14	1-1	2-2	6	4	1	1	0	0	19
N24 vs. Butler*	28	2-11	1-5	0-0	5	3	1	4	2	0	5
N25 vs. Santa Clara*	30	4-9	1-3	9-10	6	3	0	3	1	0	18
N29 Tennessee State*	28	2-4	0-1	8-8	6	2	1	3	2	1	12
D3 vs. Minnesota*	32	4-18	2-8	2-4	6	3	1	1	2	0	12
D6 High Point*	23	3-8	0-2	2-2	3	4	1	1	1	1	8
D8 @ M. Tennessee*	28	3-13	0-2	2-2	5	1	1	1	1	0	8
D17 Chattanooga*	35	5-10	3-6	5-6	4	2	2	2	2	2	18
D21 @ Dayton*	33	3-12	2-7	0-0	8	0	3	0	4	0	8
D29 @ LSU*	33	5-7	2-4	2-2	4	3	2	0	0	2	14
J4 Auburn*	31	4-9	1-2	1-3	11	2	2	1	4	1	10
J7 @ Alabama*	37	5-17	3-7	2-3	13	2	2	1	4	1	15
J10 Kentucky*	32	5-11	3-7	3-3	8	4	1	0	0	1	16
J14 Tennessee*	38	7-12	2-4	2-2	7	2	1	2	3	0	18
J17 @ Georgia*	30	7-13	4-9	1-2	4	3	2	1	0	0	19
J21 @ Florida*	33	4-6	3-5	0-0	4	4	0	3	1	1	11
J24 Arkansas*	33	2-3	1-2	4-4	4	1	1	2	0	0	9
J28 Iowa State*	34	7-14	3-9	4-6	5	1	2	0	1	1	21
J31 @ Texas A&M*	36	5-8	2-5	0-0	4	1	4	0	1	1	12
F4 Ole Miss*	36	6-11	4-9	2-2	4	4	2	2	2	0	18
F7 @ Arkansas*	34	2-4	1-3	7-8	4	1	1	1	3	0	12
F11 @ Missouri*	31	4-14	0-9	3-3	5	3	0	2	2	0	11
F16 Texas A&M*	31	3-11	1-3	5-5	11	2	0	1	5	0	12
F18 South Carolina*	32	2-5	2-5	3-4	7	4	0	0	2	1	9
F22 @ Tennessee*	34	4-13	1-4	4-4	11	3	0	0	7	1	13
F25 Mississippi State*	25	4-9	2-4	0-0	8	2	2	2	2	1	10
F28 @ Kentucky*	36	7-13	3-8	4-4	5	2	0	0	1	1	21
M4 Florida*	37	7-17	2-8	8-10	6	3	1	1	2	1	24

Kornet's Overall Statistics at Vanderbilt

Year	GP	GS	Min	Avg	FG	FGA	Pct	3FG	3FGA	Pct	FT	FTA	Pct	Off	Def	Tot	Avg	PF	FO	Ast	TO	Blk	Stl	Pts	Avg
2013-14	30	2	460	15.3	45	131	.344	21	89	.236	8	15	.533	19	49	68	2.3	34	0	23	21	17	9	119	4.0
2014-15	35	14	756	21.6	106	214	.495	50	125	.400	42	55	.764	32	88	120	3.4	67	1	37	41	38	7	304	8.7
2015-16	28	25	767	27.4	87	216	.403	26	93	.280	49	71	.690	50	154	204	7.3	68	1	41	31	84	14	249	8.9
2016-17	31	31	968	31.2	134	319	.420	51	146	.349	108	127	.850	52	139	191	6.2	74	0	37	42	64	17	427	13.8
TOTAL	124	72	2951	23.8	372	880	.423	148	453	.327	207	268	.772	153	430	583	4.7	243	2	138	135	203	47	1099	8.9

Kornet's SEC Statistics at Vanderbilt

Year	GP	GS	Min	Avg	FG	FGA	Pct	3FG	3FGA	Pct	FT	FTA	Pct	Off	Def	Tot	Avg	PF	FO	Ast	TO	Blk	Stl	Pts	Avg
2013-14	18	1	279	15.5	24	78	.308	12	57	.211	4	9	.444	10	29	39	2.2	16	0	13	13	10	7	64	3.6
2014-15	18	4	401	22.3	56	119	.471	28	72	.389	21	25	.840	14	44	58	3.2	32	1	22	19	15	5	161	8.9
2015-16	17	15	500	29.4	52	132	.394	19	59	.322	31	47	.660	29	103	132	7.8	47	1	26	26	54	9	154	9.1
2016-17	18	18	599	33.3	83	183	.454	37	98	.378	51	59	.864	30	90	120	6.7	46	0	21	19	39	12	254	14.1
TOTAL	71	38	1779	25.1	215	512	.420	96	286	.336	107	140	.764	83	266	349	4.9	141	2	82	77	118	33	633	8.9



RILEY LACHANCE

13 Junior, Guard
6'2" 192 lbs.
Brookfield, Wis.
Brookfield HS

SEASON HIGHS

Points: 24, at LSU (12/29/16)
FG Made: 8, at LSU (12/29/16)
FG Atts: 13, at LSU (12/29/16)
3FG Made: 5, vs. Santa Clara (11/25/16)
3FG Atts: 7, at LSU (12/29/16)
FT Made: 8, vs. Arkansas (1/24/17)
FT Atts: 8, 2x, last vs. Arkansas (1/24/17)
Rebounds: 7, 2x, last at Arkansas (2/7/17)
Assists: 7, 3x, last at Tennessee (2/22/17)
Turnovers: 4, 3x, last vs. Iowa State (1/28/17)
Blocks: 1, vs. Marquette (11/11/16)
Steals: 2, 4x, last at Tennessee (2/22/17)
Minutes: 38, 2x, last vs. Tennessee (1/14/17)

CAREER HIGHS

Points: 26, 2x, last vs. W. Carolina (12/16/14)
FG Made: 9, vs. Purdue (12/13/14)
FG Atts: 18, at Florida (2/18/15)
3FG Made: 5, 4x, last vs. Santa Clara (11/25/16)
3FG Atts: 9, 2x, last at Ole Miss (3/7/15)
FT Made: 8, vs. Arkansas (1/24/17)
FT Atts: 8, 2x, last vs. Arkansas (1/24/17)
Rebounds: 9, vs. Missouri (2/21/15)
Assists: 8, at Ole Miss (3/7/15)
Turnovers: 5, vs. Florida (2/3/15)
Blocks: 1, 2x, last vs. Stony Brook (11/19/15)
Steals: 5, vs. Penn (12/22/14)
Minutes: 42, 2x, last vs. Tennessee (2/11/15)

MISCELLANEOUS

	2016-17	Career
Double-Digit Pts.	16	51
20+ Point games	1	4

LACHANCE NOTEBOOK

- ☛ Scored season-high 24 points in win at LSU. Finished 8-13 from floor, 4-7 from three, and had 5 assists. Was fourth time of his career and first time this season eclipsing the 20-point mark.
- ☛ Shooting 48.8% from three for the season and is third in the SEC in assist-to-turnover ratio (2.2) and seventh in the league in assists (4.0).
- ☛ Scored in double figures in 16 games this season and 51 in his career.
- ☛ Played in 33 games and started 19 in 2015-16. Averaged 6.9 points and 2.4 rebounds per game.
- ☛ Scored double figures in 11 games in 2015-16, including a season-high 18 points vs. Alabama while tying a career-best with five threes.
- ☛ Scored 13 points, had six assists, and four assists vs. Gardner-Webb; also scored 13 points vs. Stony Brook.
- ☛ Named to preseason All-SEC 2nd Team by league coaches in 2015.
- ☛ Named to the SEC All-Freshman team in 2015; SEC freshman leader in points scored in all games and second in threes made.
- ☛ Third on Vanderbilt's single-season freshman scoring list with 429 points - one of only four Vanderbilt freshman to ever eclipse 400-point barrier.
- ☛ Seventh in threes made (2.1) and eighth in minutes (33.3) as a freshman. Second amongst freshmen in SEC in threes made behind teammate Matthew Fisher-Davis in 2014-15.
- ☛ Captured four SEC Freshmen of the Week honors in 2014-15, which set a program record.
- ☛ Scored in double figures in 24 games in 2014-15, scored 20 or more points in three contests.
- ☛ Ended freshman season with 102 assists, third on the freshman single-season list.
- ☛ Scored a career-high 26 points in win over Purdue and 26 vs. Western Carolina.
- ☛ 6'2 guard who lead his Brookfield Central High School team in Wisconsin to a 24-1 record as a senior when he averaged 23.0 points and 2.6 assists per game...Left Brookfield as the school's all-time leading scorer (1,643 points). Also Brookfield's single-season scoring leader with 543 points, and the all-time leader in steals with 188.
- ☛ Was voted the top point guard in the state of Wisconsin by Wisconsin Hoops, and was the Player of the Year for Waukesha County.
- ☛ Major is Human and Organizational Development.

LACHANCE GAME-BY-GAME (JUNIOR)

Opponent	M	FG-A	3P-A	FT-A	Reb	PF	A	T	B	S	PTS
N11 vs. Marquette*	33	3-5	2-3	1-2	2	0	2	1	1	0	9
N15 Belmont*	24	1-3	1-1	2-2	3	0	4	1	0	0	5
N18 Norfolk State*	22	4-7	3-5	1-1	4	3	1	3	0	2	12
N21 Bucknell*	32	4-7	2-3	0-0	1	1	6	0	0	1	10
N24 vs. Butler*	34	2-6	1-2	2-2	4	3	6	2	0	0	7
N25 vs. Santa Clara*	32	6-7	5-6	0-0	4	4	6	0	0	1	17
N29 Tennessee State*	33	4-6	4-6	0-0	2	2	5	0	0	0	12
D3 vs. Minnesota*	38	4-10	1-2	0-0	7	2	5	3	0	0	9
D6 High Point*	29	4-4	4-4	2-2	2	2	7	1	0	2	14
D8 @ M. Tennessee*	34	1-4	0-2	0-0	4	2	2	3	0	0	2
D17 Chattanooga*	22	1-2	1-2	4-4	1	3	4	1	0	0	7
D21 @ Dayton*	29	0-4	0-4	0-0	5	4	4	1	0	1	0
D29 @ LSU*	36	8-13	4-7	4-5	1	1	5	1	0	1	24
J4 Auburn*	22	3-5	2-4	0-0	4	5	3	4	0	1	8
J7 @ Alabama*	36	3-7	2-4	0-0	3	1	3	4	0	0	8
J10 Kentucky*	32	6-11	2-6	5-8	6	0	4	4	0	0	19
J14 Tennessee*	38	2-6	1-2	4-4	4	2	2	2	0	0	9
J17 @ Georgia*	27	5-10	3-5	0-0	2	4	4	1	0	0	13
J21 @ Florida*	34	4-8	3-4	0-0	2	2	5	2	0	0	11
J24 Arkansas*	34	3-9	2-8	8-8	2	1	6	2	0	1	16
J28 Iowa State*	35	2-4	0-2	3-5	4	4	3	4	0	0	7
J31 @ Texas A&M*	30	1-4	0-2	1-1	5	0	3	3	0	0	3
F4 Ole Miss*	37	2-6	1-5	0-0	3	5	7	1	0	2	5
F7 @ Arkansas*	33	4-10	3-5	1-3	7	1	3	1	0	1	12
F11 @ Missouri*	33	3-11	2-6	0-0	1	0	2	2	0	0	8
F16 Texas A&M*	32	3-6	2-4	4-4	3	1	2	2	0	1	12
F18 South Carolina*	30	4-9	3-6	3-3	3	2	4	3	0	0	14
F22 @ Tennessee*	32	2-6	0-2	6-6	4	2	7	2	0	2	33
F25 Mississippi State*	22	4-6	3-4	0-0	0	1	3	0	0	0	11
F28 @ Kentucky*	32	2-4	1-2	0-0	6	4	2	2	0	1	5
M4 Florida*	31	4-9	1-3	4-5	5	3	4	1	0	0	13

LaChance's Overall Statistics at Vanderbilt

Year	GP	GS	Min	Avg	FG	FGA	Pct	3FG	3FGA	Pct	FT	FTA	Pct	Off	Def	Tot	Avg	PF	FO	Ast	TO	Blk	Stl	Pts	Avg
2014-15	35	35	1166	33.3	147	337	.436	66	173	.382	69	79	.873	10	100	110	3.1	46	0	102	47	1	25	429	12.3
2015-16	33	19	820	24.8	80	226	.354	43	119	.361	26	34	.765	11	69	80	2.4	61	1	81	44	1	20	229	6.9
2016-17	31	31	969	31.3	99	209	.474	59	121	.488	55	65	.846	7	98	105	3.4	67	2	124	57	1	17	312	10.1
TOTAL	99	85	2955	29.8	326	772	.422	168	413	.407	150	178	.843	28	267	295	3.0	174	3	307	148	3	62	970	9.8

LaChance's SEC Statistics at Vanderbilt

Year	GP	GS	Min	Avg	FG	FGA	Pct	3FG	3FGA	Pct	FT	FTA	Pct	Off	Def	Tot	Avg	PF	FO	Ast	TO	Blk	Stl	Pts	Avg
2014-15	18	18	622	34.6	73	177	.412	35	91	.385	38	45	.844	6	56	62	3.4	27	0	54	29	0	10	219	12.2
2015-16	18	7	417	23.2	35	115	.304	22	64	.344	16	23	.696	6	40	46	2.6	31	1	36	27	0	13	108	6.0
2016-17	18	18	572	31.8	63	140	.450	35	79	.443	40	47	.851	2	60	62	3.4	35	2	69	37	0	10	201	11.2
TOTAL	54	43	1611	29.8	171	432	.396	92	234	.393	94	115	.817	14	156	170	3.1	93	3	159	93	0	33	528	9.8



JEFF ROBERSON

11

Junior, Forward
6'6" 224 lbs.
Houston, Texas
The Kinkaid School

SEASON HIGHS

Points: 23, vs. Miss. St. (2/25/17)
FG Made: 7, 2x, last vs. Miss. St. (2/25/17)
FG Atts: 14, vs. Minnesota (12/3/16)
3FG Made: 5, vs. Miss. St. (2/25/17)
3FG Atts: 7, vs. High Point (12/6/16)
FT Made: 8, 2x, last vs. Ole Miss (2/4/17)
FT Atts: 9, vs. Ole Miss (2/4/17)
Rebounds: 16, vs. Minnesota (12/3/16)
Assists: 6, 2x, last vs. Iowa State (1/28/17)
Turnovers: 6, at Kentucky (2/28/17)
Blocks: 2, 2x, last vs. Chattanooga (12/17/16)
Steals: 2, 7x, last vs. Florida (3/4/17)
Minutes: 38, 2x, last at Florida (1/21/17)

CAREER HIGHS

Points: 23, vs. Miss. St. (2/25/17)
FG Made: 8, vs. Texas A&M (2/4/16)
FG Atts: 14, vs. Minnesota (12/3/16)
3FG Made: 5, vs. Miss. St. (2/25/17)
3FG Atts: 6, vs. Minnesota (12/3/16)
FT Made: 8, 3x, last vs. Ole Miss (2/4/17)
FT Atts: 9, 2x, last vs. Ole Miss (2/4/17)
Rebounds: 16, vs. Minnesota (12/3/16)
Assists: 6, 2x, last vs. Iowa State (1/28/17)
Turnovers: 6, at Kentucky (2/28/17)
Blocks: 2, 5x, last vs. Chattanooga (12/17/16)
Steals: 2, 12x, last vs. Florida (3/4/17)
Minutes: 39, at Miss. State (2/16/16)

MISCELLANEOUS

	2016-17	Career
Double-Digit Pts.	20	40
10+ Rebounds	5	10
Double-Doubles	3	8

ROBERSON NOTEBOOK

- ✦ Scored a career-high 23 points on career-best five made threes in win over Miss. St.; tallied a game-high 15 points in win at Tennessee.
- ✦ Scored 19 points vs. Kentucky on season-best 7 made field goals. Also added nine rebounds.
- ✦ Seventh in the SEC in rebounding (7.1) in all games and finished eighth (6.8) in league games only, and is fourth in the league in defensive rebounding (5.2) in all games and seventh in league games only (4.8).
- ✦ Scored in double figures in 20 games this season.
- ✦ Had 2nd double-double of season and 7th of career vs. Minnesota with 12 points and a career-high 16 rebounds. Played in 32 games in 2015-16 and made 25 starts. Averaged 9.3 points and 5.6 rebounds per game and 11.0 points and 5.7 rebounds in conference play. Shot 43.5% from three for the season.
- ✦ Scored in double figures in 18 games in 2015-16, including a career-high 20-point effort against Texas A&M in Nashville (2/4), when he was 8-10 from the floor and 3-4 from three. Finished fifth in the SEC in all games in free throw percentage (.833); second in league games only (.877).
- ✦ Tallied five double-doubles, including an 18-point, 10-rebound effort in win at Florida.
- ✦ Started 24 games as a true freshman in 2014-15; averaged 4.7 ppg and shot 45.5% from three.
- ✦ Scored career-high 12 points vs. Tennessee at Memorial Gym.
- ✦ Left The Kinkaid School as the school's all-time leading scorer with 1,743 points.
- ✦ Averaged 20.1 points, 9.2 rebounds, 2.0 assists, and 1.5 steals per game in his senior season at the Kinkaid School in Houston.
- ✦ Named a finalist for the Guy V. Lewis Award, which is given to the top high school player in the city of Houston.
- ✦ SEC Academic Honor Roll member in 2015.
- ✦ Chose Vanderbilt over Georgia Tech, Saint Louis, and Harvard.

ROBERSON GAME-BY-GAME (JUNIOR)

Opponent	M	FG-A	3P-A	FT-A	Reb	PF	A	T	B	S	PTS
N11 vs. Marquette*	33	3-11	1-4	2-2	10	0	2	5	0	1	9
N15 Belmont*	33	4-8	2-4	0-0	8	5	4	1	0	0	10
N18 Norfolk State*	24	2-8	1-4	6-6	11	3	3	3	0	0	11
N21 Bucknell*	36	4-10	0-3	0-0	6	2	5	1	1	1	8
N24 vs. Butler*	25	3-5	0-2	5-6	4	4	1	2	1	1	11
N25 vs. Santa Clara*	32	4-8	3-5	1-4	4	2	1	4	0	0	12
N29 Tennessee State*	31	5-10	2-4	1-2	5	3	0	4	0	2	13
D3 vs. Minnesota*	36	5-14	2-6	0-0	16	1	1	1	2	1	12
D6 High Point*	25	5-8	4-7	0-0	3	2	2	2	0	0	14
D8 @ M. Tennessee*	32	4-12	1-5	2-5	8	1	0	3	0	1	11
D17 Chattanooga*	35	4-10	1-4	2-2	5	3	2	1	2	0	11
D21 @ Dayton*	32	2-11	0-3	4-4	9	4	1	1	0	0	8
D29 @ LSU*	37	2-8	0-3	2-3	11	2	6	3	1	2	6
J4 Auburn*	34	0-7	0-3	5-6	7	3	2	1	0	1	5
J7 @ Alabama*	22	2-6	0-1	0-1	1	4	1	0	0	0	4
J10 Kentucky*	38	7-12	1-3	4-4	9	2	2	0	1	0	19
J14 Tennessee*	30	5-9	0-1	2-2	6	3	3	1	0	0	12
J17 @ Georgia*	31	4-10	1-3	2-2	8	2	0	3	0	1	11
J21 @ Florida*	38	1-8	0-3	5-6	8	1	1	2	0	2	7
J24 Arkansas*	36	4-11	2-5	4-6	11	3	1	2	0	0	14
J28 Iowa State*	37	3-7	2-4	8-8	9	1	6	1	0	0	16
J31 @ Texas A&M*	25	5-10	1-4	0-0	6	4	2	3	0	0	11
F4 Ole Miss*	35	5-6	3-3	8-9	7	1	2	1	0	1	21
F7 @ Arkansas*	36	5-8	2-4	0-0	8	3	0	4	0	1	12
F11 @ Missouri*	26	1-6	0-2	2-2	4	3	0	3	0	2	4
F16 Texas A&M*	26	3-7	1-3	0-0	6	4	1	0	1	0	7
F18 South Carolina*	25	0-1	0-1	6-8	3	3	2	1	1	2	6
F22 @ Tennessee*	32	5-10	0-2	5-6	8	4	1	0	0	2	15
F25 Mississippi State*	23	7-12	5-6	4-6	7	2	1	1	0	2	23
F28 @ Kentucky*	36	3-8	1-4	2-2	6	1	2	6	1	1	9
M4 Florida*	36	5-5	1-1	4-4	6	4	1	1	1	2	15

Roberson's Overall Statistics at Vanderbilt

Year	GP	GS	Min	Avg	FG	FGA	Pct	3FG	3FGA	Pct	FT	FTA	Pct	Off	Def	Tot	Avg	PF	FO	Ast	TO	Blk	Stl	Pts	Avg
2014-15	33	24	637	19.3	50	103	.485	15	33	.455	40	64	.625	32	70	102	3.1	86	2	37	48	10	13	155	4.7
2015-16	32	25	858	26.8	91	186	.489	30	69	.435	85	102	.833	58	121	179	5.6	101	5	38	34	6	15	297	9.3
2016-17	31	31	981	31.6	112	266	.421	37	107	.346	86	106	.811	59	161	220	7.1	80	1	56	61	12	26	347	11.2
TOTAL	96	80	2476	25.8	253	555	.456	82	209	.392	211	272	.776	149	352	501	5.2	267	8	131	143	28	54	799	8.3

Roberson's SEC Statistics at Vanderbilt

Year	GP	GS	Min	Avg	FG	FGA	Pct	3FG	3FGA	Pct	FT	FTA	Pct	Off	Def	Tot	Avg	PF	FO	Ast	TO	Blk	Stl	Pts	Avg
2014-15	16	11	313	19.6	22	49	.449	7	13	.538	24	40	.600	18	29	47	2.9	43	1	20	23	3	6	75	4.7
2015-16	18	17	524	29.1	60	114	.526	21	43	.488	57	65	.877	33	69	102	5.7	61	4	29	17	2	7	198	11.0
2016-17	18	18	570	31.7	64	144	.444	18	52	.346	55	67	.821	36	86	122	6.8	49	0	28	32	6	19	201	11.2
TOTAL	52	46	1407	27.1	146	307	.476	46	108	.426	136	172	.791	87	184	271	5.2	153	5	77	72	11	32	474	9.1



JOE TOYE

2

Sophomore, Guard
6'7" 208 lbs.
Chicago, Ill.
Whitney Young HS

SEASON HIGHS

Points: 15, at Kentucky (2/28/17)
FG Made: 4, 4x, last at Arkansas (2/7/17)
FG Atts: 12, at Arkansas (2/7/17)
3FG Made: 3, 2x, last at Kentucky (2/28/17)
3FG Atts: 7, at Arkansas (2/7/17)
FT Made: 6, 2x, last at Kentucky (2/28/17)
FT Atts: 7, vs. Texas A&M (2/16/17)
Rebounds: 6, 2x, last at Texas A&M (1/31/17)
Assists: 4, at Arkansas (2/7/17)
Turnovers: 3, 8x, last vs. Florida (3/4/17)
Blocks: 1, 2x, last at Georgia (1/17/17)
Steals: 2, vs. Florida (3/4/17)
Minutes: 37, at Arkansas (2/7/17)

CAREER HIGHS

Points: 15, at Kentucky (2/28/17)
FG Made: 4, 4x, last at Arkansas (2/7/17)
FG Atts: 12, at Arkansas (2/7/17)
3FG Made: 3, 3x, last at Kentucky (2/28/17)
3FG Atts: 7, at Arkansas (2/7/17)
FT Made: 6, 6, 2x, last at Kentucky (2/28/17)
FT Atts: 7, vs. Texas A&M (2/16/17)
Rebounds: 6, 2x, last at Texas A&M (1/31/17)
Assists: 4, 2x, last at Arkansas (2/7/17)
Turnovers: 3, 8x, last vs. Florida (3/4/17)
Blocks: 1, 3x, last at Georgia (1/17/17)
Steals: 2, vs. Florida (3/4/17)
Minutes: 37, at Arkansas (2/7/17)

MISCELLANEOUS

TOYE NOTEBOOK

- ✪ Has now started in eight consecutive games and nine in his career. Scored a career-high 15 points at Kentucky.
- ✪ Scored 11 points in win at Texas A&M and 13 in win over Aggies in Nashville.
- ✪ Scored 13 points against Arkansas in Nashville.
- ✪ Made first career start at Georgia.
- ✪ Played in 30 games in 2015-16 and averaged 3.6 points and 1.2 rebounds per game. Scored in double figures in three games.
- ✪ Tied a career high with 10 points against Tennessee at SEC Tournament. Made a career-high three three's in a career-best 23 minutes of action. Also scored 10 points in First Four game vs. Wichita State.
- ✪ Scored career-high 10 points vs. Detroit - tied his career high with three made field goals.
- ✪ Signed with the Commodores in November of 2014.
- ✪ Was ranked as the sixth-best player in the state of Illinois and a four-star prospect by ESPN, and was also ranked as the 113th-best prospect in the nation by Rivals.com.
- ✪ Toye and his twin sister Elizabeth are both Division I basketball players - Elizabeth plays for Florida International.
- ✪ Attended Whitney Young High School in Chicago, where he was named as a First-Team All-City selection.
- ✪ Averaged 18.0 points, 7.0 rebounds, 2.0 assists, 2.0 steals, and 1.5 blocks as a senior.
- ✪ Chose the Commodores over Iowa, Memphis, Creighton, Bradley, UIC, and Missouri.
- ✪ Recipient of the Edie and David Johnson Family Basketball Scholarship.
- ✪ Advice to youngsters: "Don't let negative influences in your life."

TOYE GAME-BY-GAME (SOPHOMORE)

Opponent	M	FG-A	3P-A	FT-A	Reb	PF	A	T	B	S	PTS
N11 vs. Marquette	21	2-4	0-2	4-6	2	1	2	1	0	0	8
N15 Belmont	14	1-3	0-1	1-2	6	0	0	1	0	0	3
N18 Norfolk State	21	1-3	0-1	3-4	3	2	2	0	0	0	2
N21 Bucknell	22	0-4	0-2	0-0	2	2	2	1	0	1	0
N24 vs. Butler	14	3-5	0-1	1-2	2	4	0	1	0	1	7
N25 vs. Santa Clara	9	1-2	1-1	0-0	0	0	1	0	0	0	3
N29 Tennessee State	11	2-3	0-0	1-2	2	1	0	1	0	0	5
D3 vs. Minnesota	7	0-3	0-0	0-0	2	0	0	0	0	0	0
D6 High Point	18	1-5	1-2	3-4	5	1	1	1	0	0	6
D8 @ M. Tennessee	8	1-2	1-1	0-0	1	0	1	1	0	0	3
D17 Chattanooga	19	3-5	0-0	4-4	2	3	2	1	0	0	10
D21 @ Dayton	22	0-2	0-1	2-2	3	2	1	2	0	1	2
D29 @ LSU	11	3-5	2-2	0-0	2	3	1	0	0	1	8
J4 Auburn	19	4-7	1-4	0-0	2	3	3	3	0	1	9
J7 @ Alabama	13	1-3	0-1	0-0	2	2	0	2	1	0	2
J10 Kentucky	12	1-1	0-0	0-2	3	1	1	0	0	0	2
J14 Tennessee	27	3-5	1-2	3-4	5	0	1	0	0	1	10
J17 @ Georgia*	21	0-3	0-0	1-2	3	2	2	0	1	0	1
J21 @ Florida	18	2-3	0-1	1-1	3	2	2	0	0	0	5
J24 Arkansas	26	4-5	2-2	3-3	3	5	0	1	0	1	13
J28 Iowa State	11	1-4	1-3	0-0	1	0	0	2	0	0	3
J31 @ Texas A&M	21	4-7	1-2	2-2	6	1	1	1	0	0	11
F4 Ole Miss	25	3-8	1-5	2-4	4	4	1	2	0	1	9
F7 @ Arkansas*	37	4-12	3-7	0-0	5	1	4	3	0	1	11
F11 @ Missouri*	21	0-3	0-2	1-2	1	4	0	3	0	0	1
F16 Texas A&M*	24	3-8	1-2	6-7	2	2	2	1	0	0	13
F18 South Carolina*	31	2-5	0-1	3-6	4	2	1	0	0	0	7
F22 @ Tennessee*	23	2-8	1-3	0-0	1	5	2	2	0	0	5
F25 Mississippi State*	30	2-6	2-4	0-0	2	1	1	3	0	0	6
F28 @ Kentucky*	30	3-8	3-6	6-8	1	4	0	1	0	0	15
M4 Florida*	33	1-5	1-2	1-4	2	3	0	3	0	2	4

Toye's Overall Statistics at Vanderbilt

Year	GP	GS	Min	Avg	FG	FGA	Pct	3FG	3FGA	Pct	FT	FTA	Pct	Off	Def	Tot	Avg	PF	FO	Ast	TO	Blk	Stl	Pts	Avg
2015-16	30	0	257	8.6	37	74	.500	9	21	.429	25	39	.641	7	30	37	1.2	28	0	10	13	2	6	108	3.6
2016-17	31	9	619	20.0	58	147	.395	23	61	.377	48	71	.676	18	64	82	2.6	61	2	34	37	2	11	187	6.0
TOTAL	61	9	876	14.4	95	221	.430	32	82	.390	73	110	.664	25	94	119	2.0	89	2	44	50	4	17	295	4.8

Toye's SEC Statistics at Vanderbilt

Year	GP	GS	Min	Avg	FG	FGA	Pct	3FG	3FGA	Pct	FT	FTA	Pct	Off	Def	Tot	Avg	PF	FO	Ast	TO	Blk	Stl	Pts	Avg
2015-16	17	0	100	5.9	11	27	.407	2	9	.222	9	13	.692	2	11	13	0.8	9	0	3	8	1	3	33	1.9
2016-17	18	9	422	23.4	42	102	.412	19	46	.413	29	45	.644	10	41	51	2.8	45	2	22	25	2	8	132	7.3
TOTAL	35	9	522	14.9	53	129	.411	21	55	.382	38	58	.655	12	52	64	1.8	54	2	25	33	3	11	165	4.7



PAYTON WILLIS

1

Freshman, Guard
6'4" 182 lbs.
Fayetteville, Ark.
Fayetteville HS

SEASON HIGHS

- Points:** 17, vs. Butler (11/24/16)
- FG Made:** 5, vs. Butler (11/24/16)
- FG Atts:** 8, 2x, last at Alabama (1/7/16)
- 3FG Made:** 3, 2x, last at LSU (12/29/16)
- 3FG Atts:** 6, at LSU (12/29/16)
- FT Made:** 5, vs. Butler (11/24/16)
- FT Atts:** 6, 3x, last at Arkansas (2/7/17)
- Rebounds:** 5, 2x, last at Alabama (1/7/16)
- Assists:** 8, vs. Santa Clara (11/25/16)
- Turnovers:** 5, vs. Minnesota (12/3/16)
- Blocks:** 1, 4x, last vs. Florida (3/4/17)
- Steals:** 2, at LSU (12/29/16)
- Minutes:** 32, 2x, last vs. Auburn (1/4/17)

CAREER HIGHS

- Points:** 17, vs. Butler (11/24/16)
- FG Made:** 5, vs. Butler (11/24/16)
- FG Atts:** 8, 2x, last at Alabama (1/7/16)
- 3FG Made:** 3, 2x, last at LSU (12/29/16)
- 3FG Atts:** 6, at LSU (12/29/16)
- FT Made:** 5, vs. Butler (11/24/16)
- FT Atts:** 6, 3x, last at Arkansas (2/7/17)
- Rebounds:** 5, 2x, last at Alabama (1/7/16)
- Assists:** 8, vs. Santa Clara (11/25/16)
- Turnovers:** 5, vs. Minnesota (12/3/16)
- Blocks:** 1, 4x, last vs. Florida (3/4/17)
- Steals:** 2, at LSU (12/29/16)
- Minutes:** 32, 2x, last vs. Auburn (1/4/17)

WILLIS NOTEBOOK

- ✪ Made 12 starts at point guard this season.
- ✪ Tallied eight points in homecoming win at Arkansas; also scored eight points at Kentucky.
- ✪ Scored in double figures for fifth time this season with 10 points at Alabama.
- ✪ Posted a career-high five rebounds against Auburn.
- ✪ Scored 11 points in win at LSU. Was 4-7 from floor and 3-6 from three.
- ✪ Tallied 13 points and was 3-4 from floor vs. High Point.
- ✪ Scored career-high 17 points vs. Butler; made first career start vs. Santa Clara and dished out career-high eight assists vs. Broncos.
- ✪ Signed with the Commodores in the fall of 2015.
- ✪ Third ever Commodore from the state of Arkansas and first since Ralph Childs played for Vanderbilt in the 1955-56 season.
- ✪ Attended Fayetteville High School in Fayetteville, Arkansas, averaged 15.9 points, 3.6 rebounds, 3.5 assists, and 1.5 steals per game while also shooting 44.7% from three in his junior season and was honored as an all-conference and all-state selection as a sophomore and junior.
- ✪ Was ranked as the second-ranked player in the state of Arkansas, the 22nd-best point guard in the country by 247sports.com, and ranked as the 119th-best player in the nation by Rivals.com.

WILLIS GAME-BY-GAME (FRESHMAN)

Opponent	M	FG-A	3P-A	FT-A	Reb	PF	A	T	B	S	PTS
N11 vs. Marquette	8	1-3	0-1	1-6	2	1	1	0	0	1	3
N15 Belmont	16	3-5	1-3	3-4	1	1	0	2	0	1	10
N18 Norfolk State	20	1-4	0-1	0-0	4	1	5	3	0	0	2
N21 Bucknell	9	1-3	0-0	0-0	0	0	0	0	0	0	2
N24 vs. Butler	27	5-8	2-5	5-6	3	2	2	2	1	0	17
N25 vs. Santa Clara*	32	2-5	1-4	0-0	4	0	8	4	0	0	5
N29 Tennessee State*	23	2-4	1-3	4-4	2	3	3	3	0	0	9
D3 vs. Minnesota*	23	1-2	1-1	0-0	1	0	1	5	0	1	3
D6 High Point*	23	4-5	3-4	2-2	2	2	4	1	0	1	13
D8 @ M. Tennessee*	16	0-1	0-1	2-2	2	1	2	1	0	0	2
D17 Chattanooga*	28	3-6	0-1	1-2	4	1	3	1	0	0	7
D21 @ Dayton*	28	4-7	1-4	0-0	1	0	2	4	1	1	9
D29 @ LSU*	22	4-7	3-6	0-0	0	1	2	3	0	2	11
J4 Auburn*	32	3-6	1-4	0-0	5	2	6	3	0	1	7
J7 @ Alabama*	27	3-8	2-3	2-3	5	2	4	2	0	1	10
J10 Kentucky*	11	1-2	0-1	2-2	1	4	0	1	0	1	4
J14 Tennessee*	11	1-3	0-1	0-0	0	0	1	1	0	0	2
J17 @ Georgia	18	2-3	0-1	0-0	0	2	1	1	0	1	4
J21 @ Florida	13	2-3	1-1	0-0	0	1	0	1	0	1	5
J24 Arkansas	16	2-4	1-3	1-4	1	2	2	2	0	0	6
J28 Iowa State	13	0-3	0-2	3-4	2	0	1	2	1	0	3
J31 @ Texas A&M	13	1-5	1-3	0-0	0	0	3	2	0	0	3
F4 Ole Miss	9	0-4	0-4	0-0	1	0	0	1	0	0	0
F7 @ Arkansas	15	2-3	1-2	3-6	1	0	0	2	0	0	8
F11 @ Missouri	20	1-4	0-2	0-0	3	0	1	0	1	0	2
F16 Texas A&M	13	1-3	0-2	1-2	2	0	1	0	0	1	3
F18 South Carolina	13	0-2	0-1	0-0	0	3	1	2	1	0	0
F22 @ Tennessee	8	0-2	0-2	0-0	1	1	0	0	0	0	0
F25 Mississippi State	18	0-3	0-1	1-2	2	0	3	1	0	1	1
F28 @ Kentucky	10	3-5	2-2	0-0	1	2	1	3	0	0	8
M4 Florida	11	1-2	0-1	0-0	1	0	0	0	1	1	2

Willis' Overall Statistics at Vanderbilt

Year	GP	GS	Min	Avg	FG	FGA	Pct	3FG	3FGA	Pct	FT	FTA	Pct	Off	Def	Tot	Avg	PF	FO	Ast	TO	Blk	Stl	Pts	Avg
2016-17	31	12	545	17.6	54	125	.432	22	70	.314	31	49	.633	11	41	52	1.7	31	0	58	53	6	15	161	5.2
TOTAL	31	12	545	17.6	54	125	.432	22	70	.314	31	49	.633	11	41	52	1.7	31	0	58	53	6	15	161	5.2

Willis' SEC Statistics at Vanderbilt

Year	GP	GS	Min	Avg	FG	FGA	Pct	3FG	3FGA	Pct	FT	FTA	Pct	Off	Def	Tot	Avg	PF	FO	Ast	TO	Blk	Stl	Pts	Avg
2016-17	18	5	279	15.5	27	69	.391	12	40	.300	10	19	.526	1	23	24	1.3	20	0	26	25	3	10	76	4.2
TOTAL	18	5	279	15.5	27	69	.391	12	40	.300	10	19	.526	1	23	24	1.3	20	0	26	25	3	10	76	4.2





2016-17 Vanderbilt Basketball
 Vanderbilt Combined Team Statistics (as of Mar 07, 2017)
 All games



RECORD:	OVERALL	HOME	AWAY	NEUTRAL
ALL GAMES	17-14	11-5	5-6	1-3
CONFERENCE	10-8	5-4	5-4	0-0
NON-CONFERENCE	7-6	6-1	0-2	1-3

#	Player	gp-gs	min	avg	Total		3-Point		F-Throw		Rebounds			pf	dq	a	to	blk	stl	pts	avg	
					fg-fga	fg%	3fg-fga	3fg%	ft-fa	ft%	off	def	tot									
05	FISHER-DAVIS, Matth	30-22	846	28.2	128-315	.406	74-197	.376	91-112	.813	9	87	96	3.2	63	3	33	51	6	17	421	14.0
03	KORNET, Luke	31-31	968	31.2	134-319	.420	51-146	.349	108-127	.850	52	139	191	6.2	74	0	37	42	64	17	427	13.8
11	ROBERSON, Jeff	31-31	981	31.6	112-266	.421	37-107	.346	86-106	.811	59	161	220	7.1	80	1	56	61	12	26	347	11.2
13	LACHANCE, Riley	31-31	969	31.3	99-209	.474	59-121	.488	55-65	.846	7	98	105	3.4	67	2	124	57	1	17	312	10.1
24	CRESSLER, Nolan	31-18	728	23.5	98-183	.536	32-73	.438	18-28	.643	26	100	126	4.1	59	2	57	39	0	18	246	7.9
02	TOYE, Joe	31-9	619	20.0	58-147	.395	23-61	.377	48-71	.676	18	64	82	2.6	61	2	34	37	2	11	187	6.0
01	WILLIS, Payton	31-12	545	17.6	54-125	.432	22-70	.314	31-49	.633	11	41	52	1.7	31	0	58	53	6	15	161	5.2
12	BAPTISTE, Djery	31-1	249	8.0	23-44	.523	0-0	.000	11-18	.611	22	36	58	1.9	54	0	1	20	12	4	57	1.8
15	BROWN, Clevon	30-0	230	7.7	20-47	.426	8-25	.320	5-10	.500	15	30	45	1.5	31	0	3	14	14	0	53	1.8
Team											36	51	87				10					
Total.....		31	6200		730-1671	.437	307-808	.380	456-592	.770	255	813	1068	34.5	526	10	410	388	117	128	2223	71.7
Opponents.....		31	6201		765-1794	.426	207-602	.344	401-573	.700	306	750	1056	34.1	525	-	363	332	92	167	2138	69.0

TEAM STATISTICS	VU	OPP	Date	Opponent	Score	Att.	
SCORING	2223	2138	^	11/11/16 vs Marquette	L 71-95	4116	
Points per game	71.7	69.0		11/15/16 BELMONT	w 80-66	9116	
Scoring margin	+2.7	-	+	11/18/16 NORFOLK STATE	w 75-52	8205	
FIELD GOALS-ATT	730-1671	765-1794	+	11/21/16 BUCKNELL	L 72-75	8243	
Field goal pct	.437	.426	#	11/24/16 vs Butler	L 66-76	2537	
3 POINT FG-ATT	307-808	207-602	#	11/25/16 vs Santa Clara	w 76-66	3000	
3-point FG pct	.380	.344		11/29/16 TENNESSEE STATE	w 83-59	8445	
3-pt FG made per game	9.9	6.7	%	12/03/16 vs Minnesota	L 52-56	3250	
FREE THROWS-ATT	456-592	401-573		12/06/16 HIGH POINT	w 90-63	8288	
Free throw pct	.770	.700		12/08/16 at Middle Tennessee	L 48-71	9606	
F-Throws made per game	14.7	12.9		12/17/16 CHATTANOOGA	w 76-74	9376	
REBOUNDS	1068	1056		12/21/16 at Dayton	L 63-68	12828	
Rebounds per game	34.5	34.1	*	12/29/16 at LSU	w 96-89	7853	
Rebounding margin	+0.4	-	*	01/04/17 AUBURN	w 80-61	9918	
ASSISTS	410	363	*	01/07/17 at Alabama	L 56-59	11256	
Assists per game	13.2	11.7	*	01/10/17 KENTUCKY	L 81-87	12707	
TURNOVERS	388	332	*	01/14/17 TENNESSEE	L 75-87	12235	
Turnovers per game	12.5	10.7	*	01/17/17 at Georgia	L 68-76	7480	
Turnover margin	-1.8	-	*	01/21/17 at Florida	w 68-66	10523	
Assist/turnover ratio	1.1	1.1	*	01/24/17 ARKANSAS	L 70-71	9408	
STEALS	128	167		01/28/17 IOWA STATE	w 84-78	9851	
Steals per game	4.1	5.4	*	01/31/17 at Texas A&M	w 68-54	7508	
BLOCKS	117	92	*	02/04/17 OLE MISS	L 74-81	9287	
Blocks per game	3.8	3.0	*	02/07/17 at Arkansas	w 72-59	13494	
ATTENDANCE	154169	140479	*	02/11/17 at Mizzou	L 52-72	10279	
Home games-Avg/Game	16-9636	11-11598	*	02/16/17 TEXAS A&M	w 72-67	8976	
Neutral site-Avg/Game	-	4-3226	*	02/18/17 SOUTH CAROLINA	w 71-62	10471	
Score by Periods	1st	2nd	Totals	*	02/22/17 at Tennessee	w 67-56	12713
Vanderbilt	1059	1164	2223	*	02/25/17 MISSISSIPPI STATE	w 77-48	9212
Opponents	956	1182	2138	*	02/28/17 at Kentucky	L 67-73	24036
				*	03/04/17 FLORIDA	w 73-71	10431

^ = Veterans Classic presented by Northwestern Mutual, Annapolis, Md.
 + = Continental Tire Las Vegas Invitational, Nashville, Tenn.
 # = Continental Tire Las Vegas Invitational, Las Vegas, Nev.
 % = Sanford Pentagon, Sioux Falls, S.D.
 * = Conference game



2016-17 Vanderbilt Basketball
 Vanderbilt Combined Team Statistics (as of Mar 04, 2017)
 Conference games



RECORD:	OVERALL	HOME	AWAY	NEUTRAL
ALL GAMES	10-8	5-4	5-4	0-0
CONFERENCE	10-8	5-4	5-4	0-0
NON-CONFERENCE	0-0	0-0	0-0	0-0

#	Player	gp-gs	min	avg	Total		3-Point		F-Throw		Rebounds			pf	dq	a	to	blk	stl	pts	avg	
					fg-fga	fg%	3fg-fga	3fg%	ft-fa	ft%	off	def	tot									avg
03	KORNET, Luke	18-18	599	33.3	83-183	.454	37-98	.378	51-59	.864	30	90	120	6.7	46	0	21	19	39	12	254	14.1
05	FISHER-DAVIS, Matth	17-9	454	26.7	67-174	.385	38-113	.336	45-60	.750	4	52	56	3.3	40	2	16	25	3	9	217	12.8
11	ROBERSON, Jeff	18-18	570	31.7	64-144	.444	18-52	.346	55-67	.821	36	86	122	6.8	49	0	28	32	6	19	201	11.2
13	LACHANCE, Riley	18-18	572	31.8	63-140	.450	35-79	.443	40-47	.851	2	60	62	3.4	35	2	69	37	0	10	201	11.2
24	CRESSLER, Nolan	18-13	468	26.0	63-114	.553	19-49	.388	12-20	.600	11	65	76	4.2	35	1	38	26	0	10	157	8.7
02	TOYE, Joe	18-9	422	23.4	42-102	.412	19-46	.413	29-45	.644	10	41	51	2.8	45	2	22	25	2	8	132	7.3
01	WILLIS, Payton	18-5	279	15.5	27-69	.391	12-40	.300	10-19	.526	1	23	24	1.3	20	0	26	25	3	10	76	4.2
15	BROWN, Clevon	17-0	118	6.9	10-24	.417	3-12	.250	3-7	.429	8	15	23	1.4	17	0	2	7	9	0	26	1.5
12	BAPTISTE, Djery	18-0	118	6.6	9-16	.563	0-0	.000	5-8	.625	11	18	29	1.6	28	0	0	9	5	2	23	1.3
Team											18	21	39				7					
Total.....		18	3600		428-966	.443	181-489	.370	250-332	.753	131	471	602	33.4	315	7	222	212	67	80	1287	71.5
Opponents.....		18	3601		441-1054	.418	112-330	.339	245-348	.704	197	442	639	35.5	297	-	204	190	53	95	1239	68.8

TEAM STATISTICS	VU	OPP	Date	Opponent	Score	Att.
SCORING	1287	1239	* 12/29/16	at LSU	w 96-89	7853
Points per game	71.5	68.8	* 01/04/17	AUBURN	w 80-61	9918
Scoring margin	+2.7	-	* 01/07/17	at Alabama	L 56-59	11256
FIELD GOALS-ATT	428-966	441-1054	* 01/10/17	KENTUCKY	L 81-87	12707
Field goal pct	.443	.418	* 01/14/17	TENNESSEE	L 75-87	12235
3 POINT FG-ATT	181-489	112-330	* 01/17/17	at Georgia	L 68-76	7480
3-point FG pct	.370	.339	* 01/21/17	at Florida	w 68-66	10523
3-pt FG made per game	10.1	6.2	* 01/24/17	ARKANSAS	L 70-71	9408
FREE THROWS-ATT	250-332	245-348	* 01/31/17	at Texas A&M	w 68-54	7508
Free throw pct	.753	.704	* 02/04/17	OLE MISS	L 74-81	9287
F-Throws made per game	13.9	13.6	* 02/07/17	at Arkansas	w 72-59	13494
REBOUNDS	602	639	* 02/11/17	at Mizzou	L 52-72	10279
Rebounds per game	33.4	35.5	* 02/16/17	TEXAS A&M	w 72-67	8976
Rebounding margin	-2.1	-	* 02/18/17	SOUTH CAROLINA	w 71-62	10471
ASSISTS	222	204	* 02/22/17	at Tennessee	w 67-56	12713
Assists per game	12.3	11.3	* 02/25/17	MISSISSIPPI STATE	w 77-48	9212
TURNOVERS	212	190	* 02/28/17	at Kentucky	L 67-73	24036
Turnovers per game	11.8	10.6	* 03/04/17	FLORIDA	w 73-71	10431
Turnover margin	-1.2	-				
Assist/turnover ratio	1.0	1.1				
STEALS	80	95				
Steals per game	4.4	5.3				
BLOCKS	67	53				
Blocks per game	3.7	2.9				
ATTENDANCE	92645	105142				
Home games-Avg/Game	9-10294	9-11682				
Neutral site-Avg/Game	-	0-0				

^ = Veterans Classic presented by Northwestern Mutual, Annapolis, Md.
 + = Continental Tire Las Vegas Invitational, Nashville, Tenn.
 # = Continental Tire Las Vegas Invitational, Las Vegas, Nev.
 % = Sanford Pentagon, Sioux Falls, S.D.
 * = Conference game

Score by Periods	1st	2nd	Totals
Vanderbilt	602	685	1287
Opponents	553	686	1239



2016-17 Vanderbilt Basketball
 Vanderbilt Team Game-by-Game (as of Mar 07, 2017)
 All games



TEAM STATISTICS

Opponent	Date	Score	L	Total		3-Pointers		Free throws		Rebounds				pf	a	t/o	blk	stl	pts	avg
				fg-fga	pct	3fg-fga	pct	ft-fa	pct	off	def	tot	avg							
vs Marquette	11/11/16	71-95	L	23-58	.397	8-24	.333	17-26	.654	11	26	37	37.0	10	13	19	5	4	71	71.0
BELMONT	11/15/16	80-66	w	23-50	.460	9-18	.500	25-31	.806	7	34	41	39.0	15	13	14	4	2	80	75.5
NORFOLK STATE	11/18/16	75-52	w	21-56	.375	10-28	.357	23-28	.821	15	31	46	41.3	19	16	13	9	4	75	75.3
BUCKNELL	11/21/16	72-75	L	29-62	.468	7-18	.389	7-9	.778	9	18	27	37.8	16	15	8	2	4	72	74.5
vs Butler	11/24/16	66-76	L	22-52	.423	7-22	.318	15-19	.789	8	25	33	36.8	29	11	16	4	5	66	72.8
vs Santa Clara	11/25/16	76-66	w	24-48	.500	15-28	.536	13-17	.765	7	25	32	36.0	15	18	13	1	1	76	73.3
TENNESSEE STATE	11/29/16	83-59	w	25-46	.543	10-23	.435	23-30	.767	13	26	39	36.4	19	12	19	3	6	83	74.7
vs Minnesota	12/03/16	52-56	L	19-63	.302	8-25	.320	6-9	.667	14	32	46	37.6	13	12	12	4	4	52	71.9
HIGH POINT	12/06/16	90-63	w	29-50	.580	19-32	.594	13-15	.867	6	20	26	36.3	16	23	13	3	8	90	73.9
at Middle Tennessee	12/08/16	48-71	L	17-53	.321	5-19	.263	9-13	.692	5	28	33	36.0	10	9	13	2	3	48	71.3
CHATTANOOGA	12/17/16	76-74	w	22-50	.440	6-21	.286	26-29	.897	8	19	27	35.2	18	16	11	4	2	76	71.7
at Dayton	12/21/16	63-68	L	23-65	.354	9-31	.290	8-8	1.000	15	29	44	35.9	19	13	13	7	3	63	71.0
at LSU	12/29/16	96-89	w	31-58	.534	16-32	.500	18-24	.750	9	20	29	35.4	15	18	11	1	9	96	72.9
AUBURN	01/04/17	80-61	w	28-58	.483	14-33	.424	10-16	.625	8	33	41	35.8	17	18	14	5	7	80	73.4
at Alabama	01/07/17	56-59	L	20-56	.357	10-26	.385	6-9	.667	8	27	35	35.7	17	10	12	5	5	56	72.3
KENTUCKY	01/10/17	81-87	L	25-58	.431	8-29	.276	23-32	.719	5	29	34	35.6	20	10	7	1	2	81	72.8
TENNESSEE	01/14/17	75-87	L	26-49	.531	6-14	.429	17-21	.810	8	18	26	35.1	14	11	9	3	2	75	72.9
at Georgia	01/17/17	68-76	L	27-64	.422	10-31	.323	4-6	.667	11	26	37	35.2	22	14	11	1	3	68	72.7
at Florida	01/21/17	68-66	w	23-50	.460	10-25	.400	12-13	.923	8	22	30	34.9	16	11	13	2	5	68	72.4
ARKANSAS	01/24/17	70-71	L	20-47	.426	9-26	.346	21-26	.808	6	25	31	34.7	20	12	15	3	2	70	72.3
IOWA STATE	01/28/17	84-78	w	25-52	.481	13-30	.433	21-26	.808	6	29	35	34.7	12	17	12	2	2	84	72.9
at Texas A&M	01/31/17	68-54	w	28-59	.475	9-27	.333	3-3	1.000	9	26	35	34.7	9	16	11	2	3	68	72.6
OLE MISS	02/04/17	74-81	L	23-52	.442	14-39	.359	14-19	.737	2	31	33	34.7	24	16	11	3	5	74	72.7
at Arkansas	02/07/17	72-59	w	24-46	.522	12-23	.522	12-18	.667	11	27	38	34.8	8	11	16	3	3	72	72.7
at Mizzou	02/11/17	52-72	L	17-51	.333	6-28	.214	12-15	.800	6	19	25	34.4	21	7	14	5	4	52	71.8
TEXAS A&M	02/16/17	72-67	w	22-56	.393	10-26	.385	18-22	.818	9	27	36	34.5	15	11	9	6	3	72	71.8
SOUTH CAROLINA	02/18/17	71-62	w	20-45	.444	9-25	.360	22-32	.688	8	28	36	34.5	22	9	15	8	4	71	71.8
at Tennessee	02/22/17	67-56	w	21-57	.368	8-26	.308	17-21	.810	6	34	40	34.7	20	14	5	8	5	67	71.6
MISSISSIPPI STATE	02/25/17	77-48	w	27-57	.474	14-29	.483	9-12	.750	8	28	36	34.8	12	15	12	4	6	77	71.8
at Kentucky	02/28/17	67-73	L	22-49	.449	11-28	.393	12-16	.750	4	24	28	34.5	25	10	18	3	5	67	71.7
FLORIDA	03/04/17	73-71	w	24-54	.444	5-22	.227	20-27	.741	5	27	32	34.5	18	9	9	4	7	73	71.7
Vanderbilt		2223		730-1671	.437	307-808	.380	456-592	.770	255	813	1068	34.5	526	410	388	117	128	2223	71.7
Opponents		2138		765-1794	.426	207-602	.344	401-573	.700	306	750	1056	34.1	525	363	332	92	167	2138	69.0

Games played: 31
 Points/game: 71.7
 FG Pct: 43.7
 3FG Pct: 38.0
 FT Pct: 77.0

Rebounds/game: 34.5
 Assists/game: 13.2
 Turnovers/game: 12.5
 Assist/turnover ratio: 1.1
 Steals/game: 4.1
 Blocks/game: 3.8



2016-17 Vanderbilt Basketball
 Vanderbilt Opponent Game-by-Game (as of Mar 07, 2017)
 All games



OPPONENT STATISTICS

Opponent	Date	Score		Total		3-Pointers		Free throws		Rebounds				pf	a	t/o	blk	stl	pts	avg
				fg-fga	pct	3fg-fga	pct	ft-fga	pct	off	def	tot	avg							
vs Marquette	11/11/16	71-95	L	39-74	.527	13-31	.419	4-5	.800	10	29	39	39.0	23	22	12	4	13	95	95.0
BELMONT	11/15/16	80-66	w	24-68	.353	9-41	.220	9-13	.692	10	23	33	36.0	23	15	9	2	4	66	80.5
NORFOLK STATE	11/18/16	75-52	w	18-60	.300	2-11	.182	14-20	.700	13	23	36	36.0	21	2	12	1	3	52	71.0
BUCKNELL	11/21/16	72-75	L	27-53	.509	8-19	.421	13-17	.765	8	25	33	35.2	10	9	11	4	4	75	72.0
vs Butler	11/24/16	66-76	L	21-52	.404	9-25	.360	25-36	.694	12	24	36	35.4	17	14	12	1	6	76	72.8
vs Santa Clara	11/25/16	76-66	w	23-49	.469	6-21	.286	14-15	.933	1	20	21	33.0	20	8	9	1	0	66	71.7
TENNESSEE STATE	11/29/16	83-59	w	20-49	.408	7-15	.467	12-25	.480	9	11	20	31.1	20	8	14	3	3	59	69.9
vs Minnesota	12/03/16	52-56	L	23-59	.390	3-9	.333	7-15	.467	10	31	41	32.4	7	15	9	8	7	56	68.1
HIGH POINT	12/06/16	90-63	w	19-41	.463	12-15	.800	13-16	.813	4	17	21	31.1	17	12	19	1	5	63	67.6
at Middle Tennessee	12/08/16	48-71	L	28-61	.459	7-24	.292	8-13	.615	7	32	39	31.9	14	15	6	3	10	71	67.9
CHATTANOOGA	12/17/16	76-74	w	29-54	.537	3-11	.273	13-19	.684	11	22	33	32.0	24	11	14	3	3	74	68.5
at Dayton	12/21/16	63-68	L	23-59	.390	7-22	.318	15-19	.789	11	27	38	32.5	14	17	9	3	6	68	68.4
at LSU	12/29/16	96-89	w	31-54	.574	17-28	.607	10-16	.625	6	23	29	32.2	17	18	15	3	7	89	70.0
AUBURN	01/04/17	80-61	w	22-68	.324	6-21	.286	11-13	.846	12	25	37	32.6	18	8	12	4	8	61	69.4
at Alabama	01/07/17	56-59	L	20-63	.317	7-25	.280	12-18	.667	20	30	50	33.7	13	13	11	5	6	59	68.7
KENTUCKY	01/10/17	81-87	L	34-67	.507	1-9	.111	18-24	.750	10	30	40	34.1	23	8	6	1	2	87	69.8
TENNESSEE	01/14/17	75-87	L	34-58	.586	8-15	.533	11-14	.786	8	18	26	33.6	19	18	6	4	4	87	70.8
at Georgia	01/17/17	68-76	L	24-53	.453	6-15	.400	22-34	.647	8	24	32	33.6	13	16	6	3	5	76	71.1
at Florida	01/21/17	68-66	w	26-58	.448	8-26	.308	6-8	.750	12	20	32	33.5	14	12	12	4	6	66	70.8
ARKANSAS	01/24/17	70-71	L	24-59	.407	6-20	.300	17-24	.708	12	22	34	33.5	20	6	10	3	6	71	70.8
IOWA STATE	01/28/17	84-78	w	30-61	.492	9-28	.321	9-12	.750	3	24	27	33.2	18	11	6	5	8	78	71.2
at Texas A&M	01/31/17	68-54	w	21-53	.396	5-18	.278	7-11	.636	8	22	30	33.0	8	12	12	3	3	54	70.4
OLE MISS	02/04/17	74-81	L	24-58	.414	9-22	.409	24-33	.727	10	31	41	33.4	16	10	8	0	4	81	70.9
at Arkansas	02/07/17	72-59	w	24-63	.381	6-20	.300	5-8	.625	12	14	26	33.1	14	12	6	5	11	59	70.4
at Mizzou	02/11/17	52-72	L	23-56	.411	9-19	.474	17-22	.773	16	27	43	33.5	13	12	14	3	5	72	70.4
TEXAS A&M	02/16/17	72-67	w	27-67	.403	3-16	.188	10-15	.667	15	26	41	33.8	20	13	9	4	3	67	70.3
SOUTH CAROLINA	02/18/17	71-62	w	24-56	.429	1-9	.111	13-22	.591	10	23	33	33.7	22	7	12	1	6	62	70.0
at Tennessee	02/22/17	67-56	w	18-62	.290	3-17	.176	17-26	.654	17	31	48	34.2	18	12	10	3	1	56	69.5
MISSISSIPPI STATE	02/25/17	77-48	w	14-47	.298	7-18	.389	13-16	.813	6	23	29	34.1	13	7	17	1	8	48	68.8
at Kentucky	02/28/17	67-73	L	24-55	.436	5-17	.294	20-26	.769	8	25	33	34.0	14	10	11	4	4	73	68.9
FLORIDA	03/04/17	73-71	w	27-57	.474	5-15	.333	12-18	.667	7	28	35	34.1	22	10	13	2	6	71	69.0
Opponents		2138		765-1794	.426	207-602	.344	401-573	.700	306	750	1056	34.1	525	363	332	92	167	2138	69.0
Vanderbilt		2223		730-1671	.437	307-808	.380	456-592	.770	255	813	1068	34.5	526	410	388	117	128	2223	71.7

Games played: 31
 Points/game: 69.0
 FG Pct: 42.6
 3FG Pct: 34.4
 FT Pct: 70.0

Rebounds/game: 34.1
 Assists/game: 11.7
 Turnovers/game: 10.7
 Assist/turnover ratio: 1.1
 Steals/game: 5.4
 Blocks/game: 3.0



2016-17 Vanderbilt Basketball
 Vanderbilt Points-Rebounds-Assists (as of Mar 07, 2017)
 All games



Opponent	Date	Score	01		02		03		05		11		12		13	
			WILLIS,PAY	TOYE,JOE	KORNET,LUK	FISHER-DAV	ROBERSON,J	BAPTISTE,D	LACHANCE,R							
vs Marquette	11/11/16	71-95	L	3-2-1	8-2-2	15-5-1	12-0-1	9-10-2	1-1-0	9-2-2						
BELMONT	11/15/16	80-66	w	10-1-0	3-6-0	20-7-2	16-3-0	10-8-4	8-3-0	5-3-4						
NORFOLK STATE	11/18/16	75-52	w	2-4-5	5-3-2	9-5-0	18-3-2	11-11-3	7-7-0	12-4-1						
BUCKNELL	11/21/16	72-75	L	2-0-0	0-2-2	19-6-1	23-2-0	8-6-5	2-5-0	10-1-6						
vs Butler	11/24/16	66-76	L	17-3-2	7-2-0	5-5-1	2-3-0	11-4-1	2-2-0	7-4-6						
vs Santa Clara	11/25/16	76-66	w	5-4-8	3-0-1	18-6-0	14-2-2	12-4-1	4-0-0	17-4-6						
TENNESSEE STATE	11/29/16	83-59	w	9-2-3	5-2-0	12-6-1	22-5-1	13-5-0	4-3-0	12-2-5						
vs Minnesota	12/03/16	52-56	L	3-1-1	0-2-0	12-6-1	8-3-4	12-16-1	2-2-0	9-7-5						
HIGH POINT	12/06/16	90-63	w	13-2-4	6-5-1	8-3-1	19-3-3	14-3-2	0-1-0	14-2-7						
at Middle Tennessee	12/08/16	48-71	L	2-2-2	3-1-1	8-5-1	13-3-1	11-8-0	0-0-0	2-4-2						
CHATTANOOGA	12/17/16	76-74	w	7-4-3	10-2-2	18-4-2	18-7-2	11-5-2	4-2-0	7-1-4						
at Dayton	12/21/16	63-68	L	9-1-2	2-3-1	8-8-3	25-3-0	8-9-1	0-1-1	0-5-4						
at LSU	12/29/16	96-89	w	11-0-2	8-2-1	14-4-2	23-4-0	6-11-6	0-1-0	24-1-5						
AUBURN	01/04/17	80-61	w	7-5-6	9-2-3	10-11-2	33-7-2	5-7-2	0-1-0	8-4-3						
at Alabama	01/07/17	56-59	L	10-5-4	2-2-0	15-13-2	7-4-0	4-1-1	0-0-0	8-3-3						
KENTUCKY	01/10/17	81-87	L	4-1-0	2-3-1	16-8-1	19-2-0	19-9-2	0-1-0	19-6-4						
TENNESSEE	01/14/17	75-87	L	2-0-1	10-5-1	18-7-1	12-1-0	12-6-3	2-1-0	9-4-2						
at Georgia	01/17/17	68-76	L	4-0-1	1-3-2	19-4-2	9-4-1	11-8-0	0-4-0	13-2-4						
at Florida	01/21/17	68-66	w	5-0-0	5-3-2	11-4-0	19-3-0	7-8-1	0-3-0	11-3-5						
ARKANSAS	01/24/17	70-71	L	6-1-2	13-3-0	9-4-1	7-2-0	14-11-1	3-2-0	16-2-6						
IOWA STATE	01/28/17	84-78	w	3-2-1	3-1-0	21-5-2	14-3-1	16-9-6	0-2-0	7-4-3						
at Texas A&M	01/31/17	68-54	w	3-0-3	11-6-1	12-4-4	12-2-1	11-6-2	0-0-0	3-5-3						
OLE MISS	02/04/17	74-81	L	0-1-0	9-4-1	18-4-2	13-2-3	21-7-2	0-3-0	5-3-7						
at Arkansas	02/07/17	72-59	w	8-1-0	11-5-4	12-4-1	DNP	12-8-0	4-3-0	12-7-3						
at Mizzou	02/11/17	52-72	L	2-3-1	1-1-0	11-5-0	8-2-2	4-4-0	2-0-0	8-1-2						
TEXAS A&M	02/16/17	72-67	w	3-2-1	13-2-2	12-11-0	14-3-1	7-6-1	2-2-0	12-3-2						
SOUTH CAROLINA	02/18/17	71-62	w	0-0-1	7-4-1	9-7-0	17-5-0	6-3-2	2-3-0	14-3-4						
at Tennessee	02/22/17	67-56	w	0-1-0	5-1-2	13-11-0	13-5-2	15-8-1	0-3-0	10-4-7						
MISSISSIPPI STATE	02/25/17	77-48	w	1-2-3	6-2-1	10-8-2	9-5-1	23-7-1	8-2-0	11-0-3						
at Kentucky	02/28/17	67-73	L	8-1-1	15-1-0	21-5-0	0-2-3	9-6-2	0-0-0	5-6-2						
FLORIDA	03/04/17	73-71	w	2-1-0	4-2-0	24-6-1	2-3-0	15-6-1	0-0-0	13-5-4						

Opponent	Date	Score	15		24	
			BROWN,CLEV	CRESSLER,N		
vs Marquette	11/11/16	71-95	L	5-2-0	7-9-1	
BELMONT	11/15/16	80-66	w	0-0-0	5-5-3	
NORFOLK STATE	11/18/16	75-52	w	6-3-0	3-3-1	
BUCKNELL	11/21/16	72-75	L	0-1-0	8-1-1	
vs Butler	11/24/16	66-76	L	6-4-0	8-3-0	
vs Santa Clara	11/25/16	76-66	w	0-3-0	3-3-0	
TENNESSEE STATE	11/29/16	83-59	w	0-2-0	5-5-1	
vs Minnesota	12/03/16	52-56	L	0-0-0	6-4-0	
HIGH POINT	12/06/16	90-63	w	3-0-0	10-4-5	
at Middle Tennessee	12/08/16	48-71	L	6-4-1	3-2-1	
CHATTANOOGA	12/17/16	76-74	w	1-1-0	0-0-1	
at Dayton	12/21/16	63-68	L	0-2-0	11-6-1	
at LSU	12/29/16	96-89	w	DNP	10-3-2	
AUBURN	01/04/17	80-61	w	0-1-0	8-1-0	
at Alabama	01/07/17	56-59	L	0-0-0	10-4-0	
KENTUCKY	01/10/17	81-87	L	0-0-0	2-4-2	
TENNESSEE	01/14/17	75-87	L	0-0-0	10-1-3	
at Georgia	01/17/17	68-76	L	0-1-0	11-6-4	
at Florida	01/21/17	68-66	w	0-0-1	10-4-2	
ARKANSAS	01/24/17	70-71	L	0-1-0	2-4-2	
IOWA STATE	01/28/17	84-78	w	0-0-0	20-5-4	
at Texas A&M	01/31/17	68-54	w	6-5-0	10-5-2	
OLE MISS	02/04/17	74-81	L	0-2-0	8-4-1	
at Arkansas	02/07/17	72-59	w	0-0-1	13-8-2	
at Mizzou	02/11/17	52-72	L	8-6-0	8-1-2	
TEXAS A&M	02/16/17	72-67	w	4-2-0	5-4-4	
SOUTH CAROLINA	02/18/17	71-62	w	3-4-0	13-4-1	
at Tennessee	02/22/17	67-56	w	0-0-0	11-5-2	
MISSISSIPPI STATE	02/25/17	77-48	w	5-1-0	4-7-4	
at Kentucky	02/28/17	67-73	L	0-0-0	9-5-2	
FLORIDA	03/04/17	73-71	w	0-0-0	13-6-3	