



Vanderbilt (3-4) vs. Kansas State (6-1)
Nashville, Tenn. - Memorial Gym - 1:30 p.m.

TV: SEC Network +

TV Talent: Kevin Ingram (pxp), Shan Foster (analyst)

Radio: Vanderbilt Radio Network from IMG College, vucommidores.com

Radio Talent: Joe Fisher (pxp), Tim Thompson (analyst)

Satellite Radio: XM 191

Live Stats: vucommidores.com

Twitter Updates: @VandyMBB

Vanderbilt Athletic Communications

2601 Jess Neely Drive, Nashville, TN 37212

phone: 615-322-4121

www.vucommidores.com

VANDERBILT SCHEDULE/RESULTS

NOVEMBER

| Date | VU | Opp | Opponent | Time/Result | TV/Rec. |
|---------|----|-------|----------------|-------------|---------|
| Nov. 10 | - | - | Austin Peay# | W, 73-54 | 1-0 |
| Nov. 13 | - | - | Belmont | L, 60-69 | 1-1 |
| Nov. 17 | - | - | UNC Asheville# | W, 79-76 | 2-1 |
| Nov. 19 | - | 10/10 | USC | L, 89-93 OT | 2-2 |
| Nov. 23 | - | RW/25 | Virginia | L, 42-68 | 2-3 |
| Nov. 24 | - | 20/20 | Seton Hall | L, 59-72 | 2-4 |

NIT Season Tip-Off, Brooklyn, N.Y.

| | | | | | |
|---------|---|---|---------|----------|-----|
| Nov. 28 | - | - | Radford | W, 74-62 | 3-4 |
|---------|---|---|---------|----------|-----|

DECEMBER

| Date | VU | Opp | Opponent | Time | TV/Rec. |
|---------|----|-----|-----------------|-----------|---------|
| Dec. 3 | - | - | Kansas State | 1:30 p.m. | SECN+ |
| Dec. 6 | - | - | M. Tennessee | 7 p.m. | SECN+ |
| Dec. 17 | - | - | Arizona State | 1 p.m. | Pac12N |
| Dec. 20 | - | - | Houston Baptist | 6 p.m. | SECN+ |
| Dec. 22 | - | - | Alcorn State | 6 p.m. | SECN+ |
| Dec. 30 | - | - | Florida* | TBA | ESPN2 |

JANUARY

| Date | VU | Opp | Opponent | Time | TV/Rec. |
|---------|----|-----|--------------|-----------|---------|
| Jan. 2 | - | - | Alabama* | 6 p.m. | SECN |
| Jan. 6 | - | - | S. Carolina* | 5:45 p.m. | SECN |
| Jan. 9 | - | - | Tennessee* | 8 p.m. | SECN |
| Jan. 13 | - | - | Kentucky* | 3 p.m. | ESPN |
| Jan. 16 | - | - | Miss. State* | 6 p.m. | SECN |
| Jan. 20 | - | - | LSU* | 12 p.m. | SECN |
| Jan. 23 | - | - | Tennessee* | 6 p.m. | ESPNU |
| Jan. 27 | - | - | TCU* | 3 p.m. | ESPN2 |
| Jan. 30 | - | - | Kentucky* | 8 p.m. | ESPN |

FEBRUARY

| Date | VU | Opp | Opponent | Time | TV/Rec. |
|---------|----|-----|--------------|-----------|------------|
| Feb. 3 | - | - | Auburn* | 7:30 p.m. | SECN |
| Feb. 7 | - | - | Georgia* | 7:30 p.m. | SECN |
| Feb. 10 | - | - | Arkansas* | 7:30 p.m. | SECN |
| Feb. 14 | - | - | Miss. State* | 6 p.m. | SECN |
| Feb. 17 | - | - | Florida* | 3 p.m. | ESPN/ESPN2 |
| Feb. 20 | - | - | LSU* | 8 p.m. | SECN |
| Feb. 24 | - | - | Texas A&M* | 3 p.m. | ESPN/2 |
| Feb. 27 | - | - | Missouri* | 6 p.m. | ESPN/2 |

MARCH

| Date | VU | Opp | Opponent | Time | TV/Rec. |
|--------|----|-----|-----------|-----------|---------|
| Mar. 3 | - | - | Ole Miss* | 7:30 p.m. | SECN |

ALL TIMES CENTRAL

RANKINGS: AP/ESPN *SEC GAME; #NIT Season Tip-Off, Nashville, Tenn.; %SEC/Big 12 Challenge;

GAME INFORMATION



2017-18 Record: 3-4
Head Coach: Bryce Drew
Career Record: 146-69 (7)
VU Record: 22-20 (2)

2017-18 LEADERS
Points: Jeff Roberson (13.3)
Rebounds: Jeff Roberson (9.3)
Assists: Saben Lee (2.9)
Blocks: Clevon Brown (1.0)

SERIES INFORMATION

Series Record: Kansas State leads, 5-4
Last Meeting: VU win, 82-76, on March 28, 1994, in the semifinals of the NIT.
Record at Vanderbilt: VU leads, 3-2
Record at Kansas St.: KSU leads, 3-0
Record at Neutral Site: VU leads, 1-0
Coach Drew vs. K State: Coach Drew has never faced Kansas State.















2017-18 Record: 6-1
Head Coach: Bruce Weber
Career Record: 419-224 (20)
Kansas St. Record: 106-69 (6)

2017-18 LEADERS
Points: Kamau Stokes (14.4)
Rebounds: Dean Wade (6.6)
Assists: Kamau Stokes (3.6)
Blocks: Makol Mawien (1.3)

QUICK HITTERS

- ★ Vanderbilt improved to 3-4 on the season on Tuesday at Memorial Gym after a 74-62 win over Radford. Senior guard Riley LaChance led the way for the Commodores, posting a career-high 27 points. LaChance was 7-11 from the floor and a perfect 10-10 from the free throw line. Senior forward Jeff Roberson also scored in double figures with 14 points while also adding nine rebounds.
- ★ Jeff Roberson is the team's leading scorer and rebounder, averaging 13.3 points and 9.3 rebounds per game. Roberson also leads the SEC in double doubles with four. Riley LaChance pitches in 13.1 points per game and is shooting 48.6% from three on the season, and Matthew Fisher Davis adds 12.7 points per game.
- ★ Roberson is second in the SEC in rebounding and first in defensive rebounding, and began the season with three straight double-doubles, the first time a Commodore has had three straight double-doubles since Dan Langhi in 1998.
- ★ Roberson led the team in scoring (13.0) and rebounding (8.0) at the NIT Season Tip-Off and was named to the event's All-Tournament team. He posted a 20-point, 13-rebound performance against Seton Hall.
- ★ Fisher-Davis' scored 31 points and grabbed 11 rebounds in Vanderbilt's last game at Memorial Gym against USC - his 30-10 game was Vanderbilt's first since A.J. Ogilvy in 2009 (33 and 10, at LSU, 3/4/09).
- ★ Vanderbilt shot their best percentage of the season against USC - 50.9%. The Commodores also had season highs in three-point percentage (.478) and threes made (11).
- ★ The Commodores have already played three ranked opponents this season in USC (#10/#10), Virginia (RV/#25), and Seton Hall (#20/#20). According to KenPom.com, Vanderbilt has the 47th toughest schedule so far in the nation and the sixth-toughest among Power Five schools (Texas A&M 13, North Carolina 27, Wisconsin, 31, Arkansas 37, Missouri 38).
- ★ Vanderbilt's next three games are against Kansas State (Ken Pom #43), Middle Tennessee (#86), and at Arizona State (#57).
- ★ This season's non-conference schedule features eight games against teams who played in the postseason a year ago. Five opponents, USC, Seton Hall, Virginia, Kansas State, and Middle Tennessee, all played in the 2017 NCAA Tournament, with NIT participant Belmont, 2017 NIT Champion TCU, and Collegelnsider.com Tournament team UNC Asheville also on the challenging slate.
- ★ Freshman Saben Lee leads the team in assists with 2.9 per game.
- ★ Commodore head coach Bryce Drew, now in his second season, led the Commodores to the NCAA Tournament in his first season in Nashville, marking the first time in the history of the program a first-year Vanderbilt coach led his team to the tournament. Overall, the Commodores made their 15th appearance in the NCAA Tournament and their first back-to-back appearances since making three consecutive tournaments from 2010-12.
- ★ Vanderbilt has two 1,000-point scorers on their roster - Riley LaChance and Matthew Fisher-Davis, with Jeff Roberson 76 points away from the 1,000-point mark. LaChance is 2nd in the SEC in returning scorers while Fisher-Davis is third behind Georgia's Yante Maten.
- ★ The Commodores return eight letter winners and three of their top four scorers in 2017-18 that advanced to the NCAA Tournament for the second consecutive year - seniors Matthew Fisher-Davis (13.9), Jeff Roberson (10.8), and Riley LaChance (10.5). Junior Joe Toye, who started in 13 games a year ago, also returns after averaging 6.4 points and 2.6 rebounds per game. In all, Vanderbilt returns 70.5% of its scoring and six players who started at least one game in 2016-17.
- ★ Vanderbilt had five top-25 wins, six top-50 victories and 11 top-100 RPI wins a year ago, the overall toughest strength of schedule and toughest non-conference schedule in the nation, and were the only SEC team to sweep Florida. The Commodores are tied for the second-most top 50 wins in SEC with Florida with six - only UK (8) had more.

| 0 |  | <p>SABEN LEE G ★ 6-2 ★ 174 ★ Fr. ★ Phoenix, Ariz.</p> <table border="1"> <thead> <tr> <th>PPG</th> <th>RPG</th> <th>APG</th> <th>SPG</th> <th>BPG</th> <th>MPG</th> </tr> </thead> <tbody> <tr> <td>6.3</td> <td>2.0</td> <td>2.9</td> <td>0.3</td> <td>0.4</td> <td>19.6</td> </tr> </tbody> </table> | PPG | RPG | APG | SPG | BPG | MPG | 6.3 | 2.0 | 2.9 | 0.3 | 0.4 | 19.6 | <p>NOTES: 6'2 guard from Tempe, Ariz., who attended Corona Del Sol High School...Made three starts so far in 2017-18...Had career-high 19-point performance at Belmont; also added eight rebounds and two assists... Son of former FSU/NFL great Amp Lee.</p> | <p>CAREER HIGHS Pts. - 19, at Belmont (11/13/17) Rebs. - 8, at Belmont (11/13/17) Ast. - 7, vs. Austin Peay (11/10/17) Min. - 26, vs. Seton Hall (11/24/17)</p> |
|------|---|--|-----|-----|------|-----|-----|-----|------|-----|-----|-----|-----|------|--|--|
| PPG | RPG | APG | SPG | BPG | MPG | | | | | | | | | | | |
| 6.3 | 2.0 | 2.9 | 0.3 | 0.4 | 19.6 | | | | | | | | | | | |
| 1 |  | <p>PAYTON WILLIS G ★ 6-4 ★ 182 ★ So. ★ Fayetteville, Ark.</p> <table border="1"> <thead> <tr> <th>PPG</th> <th>RPG</th> <th>APG</th> <th>SPG</th> <th>BPG</th> <th>MPG</th> </tr> </thead> <tbody> <tr> <td>2.7</td> <td>1.0</td> <td>1.0</td> <td>0.3</td> <td>0.2</td> <td>11.8</td> </tr> </tbody> </table> | PPG | RPG | APG | SPG | BPG | MPG | 2.7 | 1.0 | 1.0 | 0.3 | 0.2 | 11.8 | <p>NOTES: Played season-high 28 minutes against Radford...Missed most of October practice with broken hand...Averaged 5.2 points, 1.8 rebounds, and 1.9 assists/game in 2016-17...3rd Commodore from Arkansas and 1st since Ralph Childs (1955-56).</p> | <p>CAREER HIGHS Pts. - 17, vs. Butler (11/24/16) Rebs. - 5, at Alabama (1/7/17) Ast. - 8, vs. Santa Clara (11/25/16) Min. - 32, vs. Santa Clara (11/25/16)</p> |
| PPG | RPG | APG | SPG | BPG | MPG | | | | | | | | | | | |
| 2.7 | 1.0 | 1.0 | 0.3 | 0.2 | 11.8 | | | | | | | | | | | |
| 2 |  | <p>JOE TOYE G/F ★ 6-7 ★ 206 ★ Jr. ★ Chicago, Ill.</p> <table border="1"> <thead> <tr> <th>PPG</th> <th>RPG</th> <th>APG</th> <th>SPG</th> <th>BPG</th> <th>MPG</th> </tr> </thead> <tbody> <tr> <td>5.0</td> <td>2.1</td> <td>0.6</td> <td>0.4</td> <td>0.3</td> <td>17.3</td> </tr> </tbody> </table> | PPG | RPG | APG | SPG | BPG | MPG | 5.0 | 2.1 | 0.6 | 0.4 | 0.3 | 17.3 | <p>NOTES: Made 15th career start vs. Seton Hall; scored 9 points in 24 minutes vs. Austin Peay...Played in all 33 games in 2016-17 and started the last 11...Set new career high with 18 points vs. TAMU in SEC Tournament; made career-best five threes.</p> | <p>CAREER HIGHS Pts. - 18, vs. TAMU (3/9/17) Rebs. - 6, 2x, last at TAMU (1/31/17) Ast. - 4, at Arkansas (2/7/17) Min. - 38, vs. Florida (3/10/17)</p> |
| PPG | RPG | APG | SPG | BPG | MPG | | | | | | | | | | | |
| 5.0 | 2.1 | 0.6 | 0.4 | 0.3 | 17.3 | | | | | | | | | | | |
| 3 |  | <p>LARRY AUSTIN, JR. G ★ 6-2 ★ 182 ★ Jr. ★ Springfield, Ill.</p> <table border="1"> <thead> <tr> <th>PPG</th> <th>RPG</th> <th>APG</th> <th>SPG</th> <th>BPG</th> <th>MPG</th> </tr> </thead> <tbody> <tr> <td>3.4</td> <td>2.1</td> <td>1.7</td> <td>0.3</td> <td>0.0</td> <td>17.3</td> </tr> </tbody> </table> | PPG | RPG | APG | SPG | BPG | MPG | 3.4 | 2.1 | 1.7 | 0.3 | 0.0 | 17.3 | <p>NOTES: Sat out last year after transferring from Xavier University... Scored career-high 13 points and dished out career-best 6 assists vs. USC...Also played a career-high 32 minutes vs. USC...Played 60 games with the Musketeers from 2014-16.</p> | <p>CAREER HIGHS Pts. - 13, vs. USC (11/19/17) Rebs. - 6, vs. Wright St. (12/8/15) Ast. - 6, vs. USC (11/19/17) Min. - 32, vs. USC (11/19/17)</p> |
| PPG | RPG | APG | SPG | BPG | MPG | | | | | | | | | | | |
| 3.4 | 2.1 | 1.7 | 0.3 | 0.0 | 17.3 | | | | | | | | | | | |
| 5 |  | <p>MATTHEW FISHER-DAVIS G ★ 6-5 ★ 186 ★ Sr. ★ Charlotte, N.C.</p> <table border="1"> <thead> <tr> <th>PPG</th> <th>RPG</th> <th>APG</th> <th>SPG</th> <th>BPG</th> <th>MPG</th> </tr> </thead> <tbody> <tr> <td>12.7</td> <td>6.0</td> <td>1.0</td> <td>1.3</td> <td>0.0</td> <td>28.3</td> </tr> </tbody> </table> | PPG | RPG | APG | SPG | BPG | MPG | 12.7 | 6.0 | 1.0 | 1.3 | 0.0 | 28.3 | <p>NOTES: Scored season-high 31 points against USC; also tied career high with 11 rebounds... first 30-10 game for VU since A.J. Ogilvy (33 points, 10 rebounds at LSU, 3/4/09)...Made 245 career three pointers...39th on Vanderbilt's all-time scoring list.</p> | <p>CAREER HIGHS Pts. - 33, vs. Auburn (1/4/17) Rebs. - 11, 2x, last vs. USC (11/19/17) Ast. - 5, at Ole Miss (3/7/15) Min. - 41, at Arkansas (1/5/16)</p> |
| PPG | RPG | APG | SPG | BPG | MPG | | | | | | | | | | | |
| 12.7 | 6.0 | 1.0 | 1.3 | 0.0 | 28.3 | | | | | | | | | | | |
| 10 |  | <p>MAXWELL EVANS G ★ 6-2 ★ 186 ★ Fr. ★ Houston, Texas</p> <table border="1"> <thead> <tr> <th>PPG</th> <th>RPG</th> <th>APG</th> <th>SPG</th> <th>BPG</th> <th>MPG</th> </tr> </thead> <tbody> <tr> <td>2.0</td> <td>1.3</td> <td>0.7</td> <td>0.3</td> <td>0.0</td> <td>9.3</td> </tr> </tbody> </table> | PPG | RPG | APG | SPG | BPG | MPG | 2.0 | 1.3 | 0.7 | 0.3 | 0.0 | 9.3 | <p>NOTES: Started 1st game of career vs. Seton Hall...6'2 wing man who scored five points vs. Austin Peay and Virginia...Averaged 32.7 points, 7.1 rebounds, 6.5 assists, 3.2 steals, and 2.0 blocks as a senior at Bellaire High School.</p> | <p>CAREER HIGHS Pts. - 5, vs. Austin Peay (11/10/17) Rebs. - 2, vs. Austin Peay (11/10/17) Ast. - 2, vs. UNCA (11/17/17) Min. - 15, vs. Austin Peay (11/10/17)</p> |
| PPG | RPG | APG | SPG | BPG | MPG | | | | | | | | | | | |
| 2.0 | 1.3 | 0.7 | 0.3 | 0.0 | 9.3 | | | | | | | | | | | |
| 11 |  | <p>JEFF ROBERSON F ★ 6-6 ★ 220 ★ Sr. ★ Houston, Texas</p> <table border="1"> <thead> <tr> <th>PPG</th> <th>RPG</th> <th>APG</th> <th>SPG</th> <th>BPG</th> <th>MPG</th> </tr> </thead> <tbody> <tr> <td>13.3</td> <td>9.3</td> <td>0.9</td> <td>0.9</td> <td>0.3</td> <td>33.1</td> </tr> </tbody> </table> | PPG | RPG | APG | SPG | BPG | MPG | 13.3 | 9.3 | 0.9 | 0.9 | 0.3 | 33.1 | <p>NOTES: Has four double-doubles on the season, including in his latest game against Seton Hall (20 points, 13 rebounds)...Leads SEC in double-doubles...2nd in SEC in rebounding and 1st in SEC in defensive rebounding... Scored in double figures in 48 games in his career.</p> | <p>CAREER HIGHS Pts. - 23, vs. Miss. St. (2/25/17) Rebs. - 16, vs. Minnesota (12/3/16) Ast. - 6, vs. Iowa State (1/28/17) Min. - 42, vs. USC (11/19/17)</p> |
| PPG | RPG | APG | SPG | BPG | MPG | | | | | | | | | | | |
| 13.3 | 9.3 | 0.9 | 0.9 | 0.3 | 33.1 | | | | | | | | | | | |
| 12 |  | <p>DJERY BAPTISTE C ★ 6-10 ★ 235 ★ R-So. ★ Gonaives, Haiti</p> <table border="1"> <thead> <tr> <th>PPG</th> <th>RPG</th> <th>APG</th> <th>SPG</th> <th>BPG</th> <th>MPG</th> </tr> </thead> <tbody> <tr> <td>5.7</td> <td>4.9</td> <td>0.3</td> <td>0.3</td> <td>0.6</td> <td>21.4</td> </tr> </tbody> </table> | PPG | RPG | APG | SPG | BPG | MPG | 5.7 | 4.9 | 0.3 | 0.3 | 0.6 | 21.4 | <p>NOTES: Tallied career highs in points (13), field goals made (5), rebounds (8), and minutes played (25) in win over UNC Asheville...Played a career-high 34 minutes vs. USC...Made three starts this season...Speaks four languages.</p> | <p>CAREER HIGHS Pts. - 13, vs. UNCA (11/17/17) Rebs. - 8, vs. UNCA (11/17/17) Ast. - 1, at Dayton (12/21/16) Min. - 34, vs. USC (11/19/17)</p> |
| PPG | RPG | APG | SPG | BPG | MPG | | | | | | | | | | | |
| 5.7 | 4.9 | 0.3 | 0.3 | 0.6 | 21.4 | | | | | | | | | | | |
| 13 |  | <p>RILEY LACHANCE G ★ 6-2 ★ 185 ★ Sr. ★ Brookfield, Wis.</p> <table border="1"> <thead> <tr> <th>PPG</th> <th>RPG</th> <th>APG</th> <th>SPG</th> <th>BPG</th> <th>MPG</th> </tr> </thead> <tbody> <tr> <td>13.1</td> <td>2.3</td> <td>2.0</td> <td>0.4</td> <td>0.0</td> <td>31.4</td> </tr> </tbody> </table> | PPG | RPG | APG | SPG | BPG | MPG | 13.1 | 2.3 | 2.0 | 0.4 | 0.0 | 31.4 | <p>NOTES: Tallied a career-high 27 points against Radford - was 10-10 from FT line...Scored in double figures in 58 career games...Shooting 48.6% from three this year...Shot 48.6% last year, 3rd-best 3FG% season in VU history... Became 46th VU player with 1,000 pts vs. Florida year ago.</p> | <p>CAREER HIGHS Pts. - 27, vs. Radford (11/28/17) Rebs. - 9, vs. Missouri (2/21/15) Ast. - 8, at Ole Miss (3/7/15) Min. - 42, 2x, last vs. Tenn. (2/11/15)</p> |
| PPG | RPG | APG | SPG | BPG | MPG | | | | | | | | | | | |
| 13.1 | 2.3 | 2.0 | 0.4 | 0.0 | 31.4 | | | | | | | | | | | |
| 14 |  | <p>ISAIAH RICE G ★ 5-11 ★ 189 ★ Fr. ★ Indianapolis, Ind.</p> <table border="1"> <thead> <tr> <th>PPG</th> <th>RPG</th> <th>APG</th> <th>SPG</th> <th>BPG</th> <th>MPG</th> </tr> </thead> <tbody> <tr> <td>-</td> <td>-</td> <td>-</td> <td>-</td> <td>-</td> <td>-</td> </tr> </tbody> </table> | PPG | RPG | APG | SPG | BPG | MPG | - | - | - | - | - | - | <p>NOTES: Came to Vanderbilt as a walk on after playing at Park Tudor High School in Indianapolis, Ind... Two-year captain who averaged 15.0 points, 3.0 assists, 2.0 rebounds, and 1.0 steals per game in hi senior season...His Park Tudor team won two state championships.</p> | <p>CAREER HIGHS Pts. - Rebs. - Ast. - Min. -</p> |
| PPG | RPG | APG | SPG | BPG | MPG | | | | | | | | | | | |
| - | - | - | - | - | - | | | | | | | | | | | |
| 15 |  | <p>CLEVON BROWN F ★ 6-8 ★ 233 ★ So. ★ San Antonio, Texas</p> <table border="1"> <thead> <tr> <th>PPG</th> <th>RPG</th> <th>APG</th> <th>SPG</th> <th>BPG</th> <th>MPG</th> </tr> </thead> <tbody> <tr> <td>3.6</td> <td>1.9</td> <td>0.1</td> <td>0.3</td> <td>1.0</td> <td>11.1</td> </tr> </tbody> </table> | PPG | RPG | APG | SPG | BPG | MPG | 3.6 | 1.9 | 0.1 | 0.3 | 1.0 | 11.1 | <p>NOTES: Scored a career-high 13 points in win over Austin Peay. Also set new career bests in field goals made and steals, and tied a career high in rebounds and blocks...Ranked as the 9th-best player in the state of Texas out of HS...Made first career start against Seton Hall.</p> | <p>CAREER HIGHS Pts. - 13, vs. Austin Peay (11/10/17) Rebs. - 6, at Missouri (2/11/17) Ast. - 1, 2x, last at UF (1/21/17) Min. - 25, vs. Austin Peay (11/10/17)</p> |
| PPG | RPG | APG | SPG | BPG | MPG | | | | | | | | | | | |
| 3.6 | 1.9 | 0.1 | 0.3 | 1.0 | 11.1 | | | | | | | | | | | |
| 50 |  | <p>EJIKE OBINNA F/C ★ 6-10 ★ 234 ★ Fr. ★ Enugu, Nigeria</p> <table border="1"> <thead> <tr> <th>PPG</th> <th>RPG</th> <th>APG</th> <th>SPG</th> <th>BPG</th> <th>MPG</th> </tr> </thead> <tbody> <tr> <td>3.2</td> <td>3.5</td> <td>0.0</td> <td>0.0</td> <td>0.2</td> <td>11.5</td> </tr> </tbody> </table> | PPG | RPG | APG | SPG | BPG | MPG | 3.2 | 3.5 | 0.0 | 0.0 | 0.2 | 11.5 | <p>NOTES: 6'10 center originally from Enugu, Nigeria, who attended the Virginia Academy in Ashburn, Va... was a 4-star prospect by ESPN.com and Rivals.com... Made four starts this season...Scored career-high nine points against Seton Hall...Had career-high 7 rebs. vs. UVA.</p> | <p>CAREER HIGHS Pts. - 9, vs. Seton Hall (11/24/17) Rebs. - 7, vs. Virginia (11/23/17) Ast. - Min. - 20, 2x, last vs. Seton Hall (11/24/17)</p> |
| PPG | RPG | APG | SPG | BPG | MPG | | | | | | | | | | | |
| 3.2 | 3.5 | 0.0 | 0.0 | 0.2 | 11.5 | | | | | | | | | | | |

IBAS

HENRY
GENE
MOE
CLARENCE

1,632
WINS

SUTTONS

EDDIE
SCOTT
SEAN

1,173
WINS

DREWS

HOMER
SCOTT
BRYCE

1,088
WINS

**ALL-TIME
WINNINGEST COLLEGIATE
COACHING FAMILIES**

The Drew family is now second on the all-time winningest collegiate coaching family in college basketball history with 1,088 wins.

- Homer Drew - 640**
(Bethel College - 252; IU-South Bend - 17; Valparaiso - 371)
- Scott Drew - 302**
(Valparaiso - 20; Baylor - 282)
- Bryce Drew - 146**
(Valparaiso - 124; Vanderbilt -21)

ABOUT KANSAS STATE

QUICK FACTS

LocationManhattan, Kansas
Founded 1863
Conference..... Big 12
Enrollment.....22,795
Nickname.....Wildcats
Colors..... Purple and Gray
Home ArenaBramlage Coliseum (12,528)
Athletics Director..... Gene Taylor

Basketball Staff

Head Coach Bruce Weber
Career Record:419-224 (20)
Kansas State Record: 106-69 (6)
Assistant CoachesChris Lowery, Chester Frazier,
 Brad Korn

- ★ Kansas State enters the game with a 6-1 record after defeating Oral Roberts on November 29, 77-68, at Bramlage Coliseum.
- ★ The Wildcats are two points away (92-90 loss to Arizona State) from being undefeated.
- ★ Kamau Stokes leads a very balanced offensive attack with 14.4 points per game. Barry Brown (14.3), Dean Wade (14.0), and Xavier Sneed (10.7) also average double figures.
- ★ This is the first game of a home-and-home series between the two teams.

STAT COMPARISON

| | VU All | KSU All |
|--------------------|-----------|------------|
| Record | 3-4 | 6-1 |
| Scoring Offense | 68.0 | 77.1 |
| Scoring Defense | 70.6 | 60.3 |
| Scoring Margin | -2.6 | +16.9 |
| FG% | .399 | .481 |
| FG% Defense | .435 | .365 |
| 3FG% | .296 | .381 |
| 3FG% Defense | .354 | .295 |
| Free Throw % | .737 | .705 |
| Rebounding | 37.1 | 34.3 |
| Rebounding Margin | +3.3 | +1.7 |
| Turnovers/game | 13.3 | 11.3 |
| Opponent Turnovers | 10.3 | 16.6 |
| Steals | 4.6 | 9.0 |
| Blocks | 2.9 | 3.1 |

A COMMODORE WIN WOULD...

- ★ Move the Commodores to 4-4 on the season and 4-1 in games played at Memorial Gym.
- ★ Be their first win over a Big 12 team this season. All-time against the current members of the Big 12, Vanderbilt is 35-23. Last year in the SEC/Big 12 Challenge, the Commodores knocked off eventual Big 12 Tournament Champion Iowa State, 84-78.
- ★ Be their second consecutive victory.
- ★ Move the all-time series with the Wildcats to an even 5-5 overall and 4-2 in games played at Memorial Gym.

VU Staff Can Score

The Vanderbilt men's basketball staff has combined to score a total of 5,486 collegiate points, with head coach Bryce Drew leading the way with 2,142 points. Here's a breakdown of the staff's scoring totals.

| | |
|---|--------------|
| Head Coach Bryce Drew, Valparaiso | 2,142 |
| Asst. Coach Casey Shaw, Toledo | 1,562 |
| Assoc. Head Coach Roger Powell, Jr., Illinois | 1,178 |
| Asst. Coach Jake Diebler, Valparaiso | 586 |
| Total | 5,468 |

Memorial Gym = 1,000

The matchup with Texas A&M last season on February 16 was the 1,000th game of record played in Memorial Gym, the SEC's oldest basketball facility that opened in the 1952-53 season.

The Commodores have a 786-221 record at the facility, a winning percentage of .781.

SEC Three-Point Leaders

Of the top 20 season 3 pt FG %'s in SEC history, Vanderbilt has 5 of them.

- 4. Billy McCaffrey (51.2%, 1993)
- 7. Barry Booker (50.0%, 1987)
- T9. Riley LaChance (48.6%)
- 12. John Jenkins (48.3%, 2010)
- 16. Shan Foster (46.9%, 2008).

On the top 20 SEC career 3-point % list with at least 300 attempts, Vanderbilt has six guys.

- 2. Booker 46%
- 3. McCaffrey 44.6%
- 8. Scott Draud 43.8%
- 8. Jenkins 43.8%
- 14. Dan Cage 42.6%
- 19. Foster 42.1%

LaChance made threes at high clip in 2016-17

Riley LaChance, who played the point guard position in 2016-17 and will slide over to his more natural two-guard spot in his senior season, made 48.6% of his three-point attempts last year, which is the third-best in a single-season all-time for the Commodores - only Billy McCaffrey (51.2%, 1992-93) and Barry Booker (50%, 1986-87) have had better seasons from three. LaChance led the SEC in three-point shooting in 2016-17, and his three-point field goal percentage a year ago ties for the ninth-best in SEC history. This year, LaChance is shooting 48.6% from the floor (17-of-35).

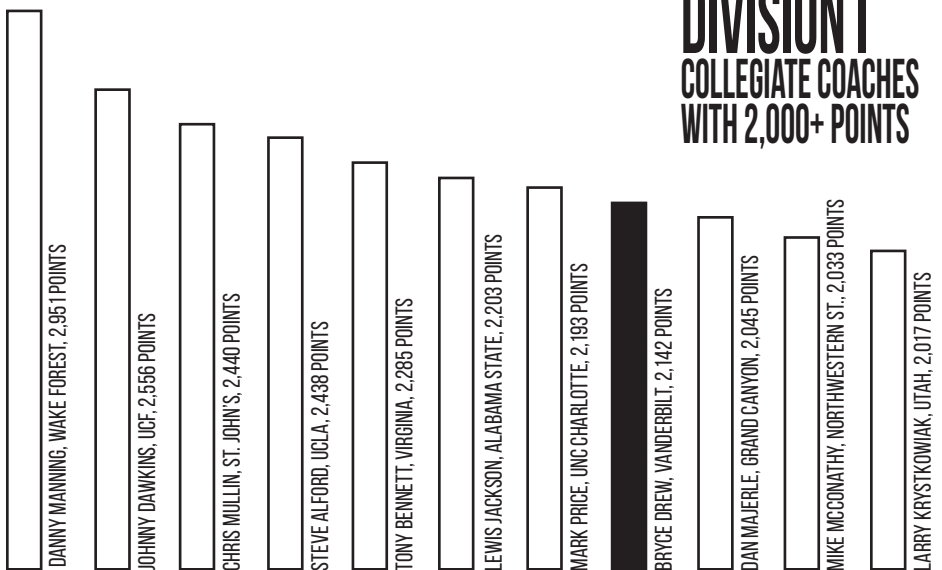
Career and Single-Season Lists

Matthew Fisher-Davis is 8th in 3's made in a career with 236. Riley LaChance's 48.6% from three clip in 2016-17 was Vanderbilt's 3rd-best all-time.

More Threes

Making threes is not a new thing for this year's Commodore team. Combined in their career, current players have made 617 career threes.

DIVISION I COLLEGIATE COACHES WITH 2,000+ POINTS



CONSENSUS TOP 10 2018 RECRUITING CLASS

Head coach Bryce Drew and his staff have assembled quite the recruiting class for 2018, with the Commodores receiving commitments from two five-star players, Darius Garland and Simi Shittu, and four-star wing player Aaron Nesmith. Most recruiting services have Vanderbilt in the top 10 nationally for their 2018 class. The Commodores, who had only signed one five-star player in the history of the program (John Jenkins, November of 2008), signed Garland and Shittu within a nine-day span.



- ★ Attends Brentwood Academy in Brentwood, Tenn.
- ★ Five-star prospect
- ★ Ranked as the second-best point guard in the 2018 class by most recruiting services.
- ★ Rated the 10th-best prospect in 2018 class by 247sports.com, 11th by ESPN.com and 15th-best prospect by Rivals.com.
- ★ A two-time Mr. Basketball for the state of Tennessee, Garland averaged 23.4 points, 3.9 rebounds and 2.1 steals as a junior at Brentwood Academy, where he helped lead the Eagles to a 30-2 record. -



- ★ Plays at Porter-Gaud High School in Charleston, S.C
- ★ Four-star prospect by most recruiting services
- ★ One of nation's top shooters in class of 2018
- ★ Averaged 19.1 points per game as a junior and led his Cyclone team to two South Carolina Independent School Association state titles as a sophomore and a junior.
- ★ Named the Charleston Post and Courier's Lowcountry player of the year on two different occasions.



- ★ Attends the Vermont Academy but hails from Burlington, Ontario, Canada.
- ★ Five-Star Prospect
- ★ 6th-ranked player in 2018 class by ESPN.com, 8th-ranked player by 247Sports.com and Rivals.com
- ★ This summer, he was named the MVP of the NBPA Top 100 camp with 18.1 points and 7.7 rebounds per game, leading the camp in both categories.

700th SEC Win

Vanderbilt is in its 85th SEC season and is a charter member of the league. The Commodores won their 700th league game at Florida, and all time against current members of the conference, Vanderbilt is 709-693.

1,006

Vanderbilt has made a 3-pointer in 1,006 consecutive games, a streak which began at the inception of the 3-point line in 1986-87. The Commodores rank third only to UNLV and Kentucky for the longest streak in Division I basketball. Vanderbilt, UNLV and Princeton are the only three schools in college basketball to have made at least one 3-pointer in every game played since the 3-point line was implemented.

NBA Commodores

Vanderbilt was one of only three schools (Kentucky, Washington) with two first-round selections in the 2016 NBA Draft when Wade Baldwin IV was drafted 17th by the Memphis Grizzlies and Damian Jones was selected 30th by the Golden State Warriors. Baldwin IV and Jones became the sixth and seventh first-round picks, respectively, in the history of the program, joining Will Perdue in 1988 (11th, Chicago), Jeff Turner in 1984 (7th, New Jersey), Clyde Lee in 1966 (3rd, San Francisco), and John Jenkins (23rd, Atlanta), and Festus Ezeli (30th, Golden State) in 2012. The Commodores have had five NBA Draft selections since 2012.

VU Career 3's Made

| PLAYER, YEARS | 3FGM | 3FGA | PCT. |
|----------------------------------|------------|------------|-------------|
| 1. Shan Foster, 2005-08 | 367 | 872 | .421 |
| 2. John Jenkins, 2010-12 | 306 | 699 | .438 |
| 3. Ronnie McMahan, 1992-95 | 296 | 774 | .382 |
| 4. Scott Draud, 1987-88, 90-91 | 288 | 657 | .438 |
| 5. Frank Seckar, 1993-96 | 278 | 675 | .419 |
| 6. Sam Howard, 1998-2002 | 238 | 653 | .364 |
| 7. Barry Booker, 1986-89 | 246 | 535 | .460 |
| 8. M. Fisher-Davis, 2015- | 245 | 622 | .394 |
| 9. Drew Maddux, 1994-98 | 226 | 641 | .353 |
| 10. Mario Moore, 2003-06 | 197 | 559 | .352 |
| 11. Matt Freije, 2000-04 | 183 | 515 | .355 |
| 11. Rod Odom, 2010-14 | 183 | 492 | .372 |

10 or more threes

The Commodores made 10 or more threes for the first time in 2017-18 against USC on Nov. 19. In 2016-17, Vanderbilt made 10 or more threes in 18 games in 2016-17 and were 14-4 in those games.

Newcomers

Vanderbilt welcomes six newcomers to the team in 2017-18 - true freshmen guards Saben Lee (6-2, 174, Tempe, Ariz.) and Maxwell Evans (6-2, 186, Houston, Texas), true freshman big man Ejike Obinna (6-10, 234, Enugu, Nigeria), redshirt sophomore transfers Matt Ryan (6-8, 209 forward, Notre Dame) and Yann Wetzell (6-10, 235 forward/center, St. Mary's (Texas)), and freshman walk-on guard Isaiah Rice (5-11, 189, Carmel, Ind.).

HEAD COACH BRYCE DREW



THE DREW FILE

High School: Valparaiso (Ind.), '94
College: Bachelor of Arts In Sports Management, Valparaiso, '98
Family: Wife, Tara, son Bryson (3)



DREW THROUGH THE YEARS

| Year | School | Position | W-L | Conf. | Postseason |
|--|-------------------|-----------------|----------------|--------------|-----------------------------------|
| 2018 | Vanderbilt | Head Coach | 3-4 | - | - |
| 2017 | Vanderbilt | Head Coach | 19-16 | 10-8 | NCAA First Round |
| 2016 | Valparaiso | Head Coach | 30-7 | 16-2 | NIT Finals |
| 2015 | Valparaiso | Head Coach | 28-6 | 13-3 | NCAA Second Round |
| 2014 | Valparaiso | Head Coach | 18-16 | 9-7 | CollegelInsider.com First Round |
| 2013 | Valparaiso | Head Coach | 26-8 | 13-3 | NCAA Second Round |
| 2012 | Valparaiso | Head Coach | 22-12 | 14-4 | NIT First Round |
| 2011 | Valparaiso | Assistant Coach | 23-12 | 12-6 | CollegelInsider.com First Round |
| 2010 | Valparaiso | Assistant Coach | 15-17 | 10-8 | - |
| 2009 | Valparaiso | Assistant Coach | 9-22 | 5-13 | - |
| 2008 | Valparaiso | Assistant Coach | 22-14 | 9-9 | College Basketball Invite 2nd Rd. |
| 2007 | Valparaiso | Assistant Coach | 16-15 | 9-5 | - |
| 2006 | Valparaiso | Assistant Coach | 17-12 | 8-8 | - |
| 2005 | Valencia (Spain) | Player | 38-14 | | Champions League Second Round |
| 2004 | New Orleans (NBA) | Player | 41-41 | | East 1st round |
| 2003 | New Orleans (NBA) | Player | 47-35 | | East 1st round |
| 2002 | Charlotte (NBA) | Player | 44-38 | | East Semifinals |
| 2001 | Chicago (NBA) | Player | 15-67 | | - |
| 2000 | Houston (NBA) | Player | 34-48 | | - |
| 1999 | Houston (NBA) | Player | 31-19 | | West 1st round |
| 1998 | Valparaiso | Player | 23-10 | 13-3 | NCAA Regional Semifinals |
| 1997 | Valparaiso | Player | 24-7 | 13-3 | NCAA First Round |
| 1996 | Valparaiso | Player | 22-10 | 13-5 | NCAA First Round |
| 1995 | Valparaiso | Player | 20-8 | 14-4 | - |
| Head Coach Totals | | | 146-69 | 75-27 | |
| Totals at Vanderbilt (Head Coach) | | | 22-20 | 10-8 | |
| Totals at Valparaiso (Head Coach) | | | 124-49 | 65-19 | |
| Totals at Valparaiso (Assistant) | | | 102-92 | 53-49 | |
| Totals at Valparaiso (playing) | | | 89-35 | 53-15 | |
| Totals as NBA Player | | | 212-248 | | |

| | |
|--------------|---|
| 3 | Three-time Conference Coach of the Year |
| 25 | Averaged 25 wins a year in five years at Valparaiso |
| 27 | 27th coach in Vanderbilt basketball history, and ninth of the modern era. |
| 5 | Postseason appearances as a head coach, including three in the NCAA Tournament and two in the NIT. |
| 16 | Coached 16 All-Conference honorees. |
| 30 | Won 30 games with Valparaiso in 2015-16. |
| 2,142 | Career points scored at Valparaiso - the 2nd most in the program's history. He is also the program's leader in 3-pointers made (364) and assists (626). |
| 2 | Two-time NABC District 12 Coach of the Year |
| 6 | Played six seasons in the NBA... Two with Houston, one with Chicago, and three with Charlotte/New Orleans |
| 1,000 | Scored over 1,000 points in his NBA career. |
| 12 | Played alongside 12 NBA All-Stars |
| 3 | Played with three players named among the Top 50 NBA Players of All Time - Charles Barkley, Hakeem Olajuwon, and Scottie Pippin |
| 18 | Has won 18 or more games each season as a head coach. |

**VANDERBILT
ATHLETIC COMMUNICATIONS**

INTERVIEW POLICY

Vanderbilt head coach Bryce Drew and selected Vanderbilt players will be available to the media before practice on a weekly basis during the non-conference season, and bi-weekly during the SEC season.

The times for those media sessions will be emailed to media members in advance of those pre-practice interviews.

Media may photograph the first 20 minutes of practice. All practices are closed to the public.

POSTGAME INTERVIEW POLICY

Vanderbilt head coach Bryce Drew will enter the Memorial Gym interview room after the NCAA-mandated 10-minute cooling off period, and after the visiting team makes an appearance in the interview room.

VUCOMMODORES.COM

The official website of Vanderbilt athletics, vucommo- dore.com, includes pregame notes, season statistics, videos of press conferences and meetings with the media, live stats, twitter feeds, and streaming audio and video of everything that is Commodore athletics.

@VANDYMBB

The official Twitter feed of Vanderbilt men's basketball, follow the latest information and get breaking news on Com- modore basketball.

VU QUICK FACTS

Location Nashville, Tenn.
Founded 1873
Conference Southeastern
Enrollment 6,738
Nickname Commodores
Colors Black and Gold
Home Arena Memorial Gymnasium (14,316)
Chancellor Nicholas Zeppos
Vice Chancellor David Williams II
Faculty Rep. Dr. Susan Wentz

Athletic Communications

Men's Basketball SID Andy Boggs
Media Relations Address 2601 Jess Neely Dr.
 Nashville, TN 37212
Office Phone (615) 343-1847
E-Mail Andy.Boggs@Vanderbilt.edu

INS AND OUTS

| Career Games Played | | | |
|----------------------------|-------|--------|--------------|
| Player | Games | Starts | Cons. Starts |
| Riley LaChance | 110 | 95 | 1 |
| Jeff Roberson | 107 | 91 | 1 |
| Matthew Fisher-Davis | 105 | 65 | - |
| Joe Toye | 72 | 16 | 2 |
| Larry Austin, Jr. | 66 | 3 | - |
| Djery Baptiste | 42 | 4 | 1 |
| Payton Willis | 40 | 12 | - |
| Clevon Brown | 40 | 1 | - |
| Maxwell Evans | 6 | 1 | - |
| Saben Lee | 7 | 4 | 1 |
| Ejike Obinna | 6 | 4 | - |

| Double-Digit Scoring Games | | | |
|-----------------------------------|-----------------|---------|---------|
| Player | Career (Record) | '17-18 | Cons. |
| Riley LaChance | 62 (42-20) | 5 (3-2) | 1 (1-0) |
| M. Fisher-Davis | 54 (33-21) | 3 (1-2) | - |
| Jeff Roberson | 48 (31-17) | 6 (3-3) | 2 (1-1) |
| Joe Toye | 12 (6-6) | 9 (5-4) | - |
| Payton Willis | 5 (4-1) | 5 (4-1) | - |
| Larry Austin, Jr. | 2 | 1 (0-1) | - |
| Clevon Brown | 1 (1-0) | 1 (1-0) | - |
| Saben Lee | 1 (0-1) | 1 (0-1) | - |
| Djery Baptiste | 1 (1-0) | 1 (1-0) | - |

| Double-Digit Rebounding Games | | | |
|--------------------------------------|-----------|---------|-------|
| Player | Career | '17-18 | Cons. |
| Jeff Roberson | 15 (11-4) | 4 (2-2) | - |
| M. Fisher-Davis | 2 (1-1) | 1 (0-1) | - |

| Double-Doubles | | | |
|-----------------------|----------|---------|---------|
| Player | Career | '17-18 | Cons. |
| Jeff Roberson | 12 (8-4) | 4 (2-2) | 1 (0-1) |
| Matthew Fisher-Davis | 2 (1-1) | 2 (1-1) | - |

SEC PRESEASON POLL

Preseason Media Poll, Pts

1. Kentucky
2. Florida
3. Texas A&M
4. Alabama
5. Missouri
6. Arkansas
7. Vanderbilt
8. Georgia
9. Auburn
10. Ole Miss
11. South Carolina
12. Mississippi State
13. Tennessee
14. LSU

First Team All-SEC

- KeVaughn Allen – Florida, G
- Yante Maten – Georgia, F
- Hamidou Diallo – Kentucky, G
- Michael Porter, Jr. – Missouri, F
- Robert Williams – Texas A&M, F

Second Team All-SEC

- Collin Sexton – Alabama, G
- Kevin Knox – Kentucky, F
- Terence Davis – Ole Miss, G
- Deandre Burnett – Ole Miss, G
- Quinnndary Weatherspoon – Mississippi St., G
- Tyler Davis – Texas A&M, C

Matthew Fisher-Davis – Vanderbilt, G/F

SEC Player of the Year (tie): Yante Maten – Georgia, Michael Porter, Jr. – Missouri, Robert Williams – Texas A&M

2017-18 TRENDS

| | |
|---|-----|
| Winning Opening Tip | 1-3 |
| Losing Opening Tip | 2-1 |
| VU Scores First | 1-1 |
| Opponent Scores First | 2-3 |
| Leading at Halftime | 2-1 |
| Trailing at Halftime | 1-3 |
| Tied at Halftime | 0-0 |
| Leading with Five Minutes Remaining | 3-1 |
| Trailing with Five Minutes Remaining | 0-3 |
| Tied with Five Minutes Remaining | 0-0 |
| Leading with Two Minutes Remaining | 3-0 |
| Trailing with Two Minutes Remaining | 0-4 |
| Tied with Two Minutes Remaining | 0-0 |
| Overtime | 0-1 |
| Games Decided by Three Points or Less | 1-0 |
| Games Decided by 4-10 Points | 0-2 |
| Games Decided by 11-20 Points | 2-1 |
| Games Decided by 21-plus Points | 0-1 |
| VU Shoots 50% or Better | 0-1 |
| VU Shoots 40% or Better | 3-1 |
| VU Shoots Lower Than 40% | 0-3 |
| Opponent Shoots 50% or Better | 0-0 |
| Opponent Shoots 40% or Better | 2-4 |
| Opponent Shoots Lower Than 40% | 1-0 |
| VU Outshoots Opponent | 3-1 |
| VU Outshot by Opponent | 0-3 |
| Shoot Same Percentage | 0-0 |
| VU Scores 70 Points or More | 3-1 |
| VU Scores Less Than 70 Points | 0-3 |
| VU Scores 80 Points or More | 0-1 |
| VU Scores 90 Points or More | 0-0 |
| Opponent Scores 70 Points or More | 1-2 |
| Opponent Scores Less Than 70 Points | 2-2 |
| Opponent Scores 80 Points or More | 0-1 |
| Opponent Scores 90 Points or More | 0-1 |
| Makes More 3-Pointers Than Opponent | 1-0 |
| Makes Fewer 3-Pointers Than Opponent | 1-4 |
| 3-Pointers are Equal | 1-0 |
| Outrebounds Opponent | 2-3 |
| Outrebounded by Opponent | 1-1 |
| Rebounds are Equal | 0-0 |
| Playing on National TV | 1-3 |
| Playing on Regional TV | 0-0 |
| Online Only | 2-1 |
| Playing on Weekday | 3-3 |
| Playing on Weekend | 0-1 |
| Game Tips Before 6 p.m. CT (afternoons) | 0-1 |
| Game Tips After 6 p.m. CT (evenings) | 3-3 |
| In White Uniforms | 3-1 |
| In Gold Uniforms | 0-1 |
| In Black Uniforms | 0-2 |
| In Grey Uniforms | 0-0 |
| In November | 3-4 |
| In December | 0-0 |
| In January | 0-0 |
| In February | 0-0 |
| In March | 0-0 |
| Home | 3-1 |
| Neutral | 0-2 |
| Away | 0-1 |
| Conferences | |
| vs. Non-Conference | 3-4 |
| Ohio Valley Conference | 1-1 |
| Big South Conference | 1-0 |
| Pac 12 | 0-1 |
| ACC | 0-1 |
| Big East | 0-1 |
| Big South | 1-0 |
| Vs. SEC | 0-0 |
| Lineups | |
| Lee, LaChance, Fisher-Davis, Roberson, Obinna | 1-2 |
| Lee, LaChance, Toye, Roberson, Baptiste | 1-0 |
| Austin, Jr., LaChance, Toye, Roberson, Baptiste | 1-0 |
| Austin, Jr., Fisher-Davis, Roberson, LaChance, Baptiste | 1-0 |
| Austin, Jr., Evans, Toye, Brown, Obinna | 0-1 |

LAST TIME OUT

BOX SCORE VS. RADFORD



Official Basketball Box Score -- Game Totals -- Final Statistics
Radford vs Vanderbilt
 11/28/17 7 p.m. at Nashville, Tenn. (Memorial Gym)



Radford 62 • 3-3

| # | Player | f/c/g | Total | | 3-Ptr | | Rebounds | | | PF | TP | A | TO | Blk | Stl | Min | |
|--------|---------------------|-------|--------|--------|--------|--------|----------|-----|-----|----|----|---|----|-----|-----|-----|--|
| | | | FG-FGA | FT-FTA | FG-FGA | FT-FTA | Off | Def | Tot | | | | | | | | |
| 24 | POLITE JR, Ed | f | 7-14 | 1-2 | 1-2 | 4 | 8 | 12 | 1 | 16 | 2 | 2 | 1 | 0 | 35 | | |
| 32 | PHILLIPS, Randy | c | 0-2 | 0-0 | 0-0 | 2 | 1 | 3 | 3 | 0 | 1 | 2 | 0 | 0 | 11 | | |
| 03 | BRADFORD, Christian | g | 3-5 | 2-2 | 0-0 | 0 | 3 | 3 | 2 | 8 | 0 | 0 | 0 | 0 | 20 | | |
| 05 | HICKS, Donald | g | 2-7 | 2-4 | 0-0 | 0 | 3 | 3 | 1 | 6 | 0 | 1 | 0 | 1 | 31 | | |
| 14 | COUSIN, Justin | g | 0-4 | 0-3 | 0-0 | 0 | 0 | 0 | 2 | 0 | 0 | 0 | 0 | 0 | 14 | | |
| 01 | JONES, Carlik | | 1-5 | 0-2 | 0-0 | 0 | 2 | 2 | 2 | 2 | 1 | 1 | 0 | 0 | 22 | | |
| 02 | OWENS, Tristan | | 0-0 | 0-0 | 0-0 | 0 | 0 | 0 | 0 | 0 | 0 | 0 | 0 | 0 | 0+ | | |
| 10 | TANNER, Caleb | | 2-4 | 2-4 | 2-3 | 1 | 1 | 2 | 3 | 8 | 0 | 0 | 0 | 0 | 16 | | |
| 11 | FIELDS JR, Travis | | 0-2 | 0-2 | 0-0 | 0 | 1 | 1 | 3 | 0 | 6 | 1 | 0 | 0 | 18 | | |
| 13 | BUTTS IV, Leroy | | 1-3 | 0-0 | 0-0 | 1 | 1 | 2 | 2 | 2 | 0 | 0 | 0 | 0 | 5 | | |
| 15 | HOLLAND, Devonnte | | 5-9 | 0-0 | 1-2 | 1 | 1 | 2 | 5 | 11 | 0 | 2 | 0 | 0 | 17 | | |
| 45 | BOLSTAD, Darius | | 3-6 | 0-0 | 3-4 | 1 | 3 | 4 | 1 | 9 | 0 | 0 | 0 | 0 | 11 | | |
| Team | | | | | | 0 0 0 | | | | | | | | | | | |
| Totals | | | 24-61 | 7-19 | 7-11 | 10 | 24 | 34 | 25 | 62 | 10 | 9 | 1 | 1 | 200 | | |

FG % 1st Half: 13-29 44.8% 2nd half: 11-32 34.4% Game: 24-61 39.3% Deadball Rebounds 4
 3FG % 1st Half: 3-9 33.3% 2nd half: 4-10 40.0% Game: 7-19 36.8%
 FT % 1st Half: 4-6 66.7% 2nd half: 3-5 60.0% Game: 7-11 63.6%

Vanderbilt 74 • 3-4

| # | Player | f/c/g | Total | | 3-Ptr | | Rebounds | | | PF | TP | A | TO | Blk | Stl | Min | |
|--------|--------------------|-------|--------|--------|--------|--------|----------|-----|-----|----|----|---|----|-----|-----|-----|--|
| | | | FG-FGA | FT-FTA | FG-FGA | FT-FTA | Off | Def | Tot | | | | | | | | |
| 02 | TOYE, Joe | f | 2-6 | 1-5 | 3-4 | 1 | 3 | 4 | 3 | 8 | 0 | 2 | 1 | 2 | 23 | | |
| 11 | ROBERSON, Jeff | f | 5-8 | 2-3 | 2-2 | 2 | 7 | 9 | 5 | 14 | 1 | 1 | 0 | 1 | 28 | | |
| 12 | BAPTISTE, Djery | c | 3-5 | 0-0 | 2-3 | 2 | 1 | 3 | 0 | 8 | 0 | 0 | 1 | 0 | 31 | | |
| 00 | LEE, Saben | g | 0-3 | 0-2 | 1-2 | 0 | 2 | 2 | 0 | 1 | 1 | 0 | 0 | 0 | 11 | | |
| 13 | LACHANCE, Riley | g | 7-11 | 3-5 | 10-10 | 0 | 5 | 5 | 1 | 27 | 1 | 0 | 0 | 2 | 37 | | |
| 01 | WILLIS, Payton | | 0-4 | 0-2 | 5-8 | 2 | 0 | 2 | 1 | 5 | 4 | 1 | 0 | 0 | 28 | | |
| 03 | AUSTIN, JR., Larry | | 0-1 | 0-0 | 0-0 | 0 | 0 | 0 | 1 | 0 | 0 | 0 | 0 | 0 | 4 | | |
| 05 | FISHER-DAVIS, M. | | 3-11 | 1-9 | 0-0 | 2 | 4 | 6 | 4 | 7 | 3 | 2 | 0 | 1 | 29 | | |
| 15 | BROWN, Clevon | | 2-3 | 0-1 | 0-2 | 1 | 3 | 4 | 1 | 4 | 0 | 1 | 1 | 0 | 9 | | |
| Team | | | | | | 0 2 2 | | | | | | | | | | | |
| Totals | | | 22-52 | 7-27 | 23-31 | 10 | 27 | 37 | 16 | 74 | 10 | 8 | 3 | 6 | 200 | | |

FG % 1st Half: 12-29 41.4% 2nd half: 10-23 43.5% Game: 22-52 42.3% Deadball Rebounds 4
 3FG % 1st Half: 4-15 26.7% 2nd half: 3-12 25.0% Game: 7-27 25.9%
 FT % 1st Half: 8-10 80.0% 2nd half: 15-21 71.4% Game: 23-31 74.2%

Officials: Anthony Jordan, John Gaffney, Owen Shortt
 Technical fouls: Radford-None. Vanderbilt-None.
 Attendance: 8027

| Score by periods | 1st | 2nd | Total |
|------------------|-----|-----|-------|
| Radford | 33 | 29 | 62 |
| Vanderbilt | 36 | 38 | 74 |

| Points | In | Off | 2nd | Fast | Bench |
|--------|----|-----|-----|------|-------|
| RAD | 34 | 9 | 8 | 5 | 32 |
| VU | 26 | 10 | 12 | 5 | 16 |

Last FG - RAD 2nd-00:21, VU 2nd-01:30.
 Largest lead - RAD by 10 1st-05:02, VU by 13 2nd-01:05.
 RAD led for 16:55. VU led for 21:19. Game was tied for 01:40.

Score tied - 4 times.
 Lead changed - 1 time.

Team Notes:

- ★ Tuesday was Vanderbilt's 1,006th straight game with a three-point field goal. The Commodores are just one of three schools to have made a three-point basket in every game since the inception of the three-point line in the 1986-87 season. The others are Princeton and UNLV.
 - ★ The Commodores started Saben Lee, Riley LaChance, Joe Toye, Jeff Roberson and Djery Baptiste for the first time this season.
 - ★ Vanderbilt had a 20-plus point scorer for the third game this season after Riley LaChance scored 27 in the win.
 - ★ The Doers shot 74.2 percent (23-31) from the free throw line. It was their sixth straight game shooting over 70 percent from the line.
 - ★ It was the third game this season they have made 20 or more free throws.
 - ★ The Commodores won the rebounding battle 37-34 over the Highlanders. It is the fifth game this season they have out-rebounded their opponent this year.
 - ★ The Doers tallied double-digit assists for the fourth game this season after having 10 against Radford. They are 3-1 in those games.
- Player Notes:**
- ★ Riley LaChance had a career night against the Highlanders. He scored a career-best 27 points and was 10-for-10 from the free throw line.
 - ★ It was the fifth 20-point game of his career and the most points since he scored 24 on Dec. 29, 2016, against LSU.
 - ★ LaChance also added a season-best five rebounds and two steals.
 - ★ Jeff Roberson tallied 14 points and nine rebounds against Radford. It is his sixth double-digit point effort this season and fifth game with eight or more rebounds.
 - ★ Joe Toye tied a career-high with two steals. He also added a season-best four rebounds.

RECAP

NASHVILLE - Riley LaChance almost ended Vanderbilt's three-game losing streak by himself.

The 6-foot-2 guard from Brookfield, Wisc., scored a career-high 27 points in a 74-62 win over Radford on Tuesday night.

"Yeah, Riley was sensational," Commodores coach Bryce Drew said. "We talked about imposing your will on the game and he was the smallest one out there and yet his will was the biggest and he made play after play to carry us throughout the game."

LaChance, whose father, Tom, is an AAU coach in Wisconsin, hit all 10 of his foul shots and went 3 for 5 from 3-point range. The senior also scored on four layups.

"I thought we needed a little boost of energy, so I tried taking the ball to the basket a little bit and that worked," LaChance said. "I just was able to attack some close-outs and get to the line."

LaChance did a good job of not settling for 3's and he sped by Radford defenders when they closed out hard.

"Our rotations were really bad," Highlanders coach Mike Jones said. "We never got over there and stopped him and made him make another play, so he was able to get an angle and get his body on somebody. He's hard to find in transition sometimes. I'm sure he'd love to play Radford again."

Vanderbilt (3-4) rebounded after suffering consecutive losses to Seton Hall, No. 18-ranked Virginia and No. 14 Southern California. Seton Hall is the first team behind No. 25 Creighton in the rankings.

"Confidence is a very sensitive thing," Drew said. "Sometimes you can bury yourself in your confidence because you're just playing really good teams."

Vanderbilt's Jeff Roberson fouled out with 7:02 left with 14 points. Roberson, who entered the game with a South-eastern Conference-leading four double-doubles, narrowly missed another one with nine rebounds.

Ed Polite Jr. led Radford (3-3) with 16 points and 12 rebounds and Devonnte Holland fouled out with 11 points.

Radford led for most of the first half as Vanderbilt missed its first eight shots from the field against the Highlanders' man-to-man defense.

Two consecutive three-point plays by LaChance gave the Commodores their first lead at 32-31 with 1:51 left in the first half.

LaChance's 3-pointer gave Vanderbilt a 36-33 lead with 49 seconds remaining in the half and they took the three-point advantage into the break.

Radford, which returns all five starters from last year's 14-18 team, outscored Vanderbilt 32-16 in bench points.

Official Basketball Box Score - Game Totals - Final Statistics
Austin Peay vs Vanderbilt
 11/10/17 8:30 p.m. at Nashville, Tenn. (Memorial Gym)



Austin Peay 54 • 0-1

| # | Player | Total | | 3-Ptr | | Rebounds | | | PF | TP | A | TO | Blk | Stl | Min |
|---------------|---------------------|--------|--------|--------|------|----------|-----|----|----|----|----|----|-----|-----|-----|
| | | FG-FGA | FG-FGA | FT-FTA | Off | Def | Tot | | | | | | | | |
| 03 | PORTER-BUNTON, Chri | f | 2-6 | 0-1 | 0-0 | 1 | 3 | 4 | 3 | 4 | 0 | 0 | 0 | 1 | 27 |
| 21 | TAYLOR, Terry | f | 5-10 | 2-3 | 3-5 | 1 | 2 | 3 | 2 | 15 | 3 | 2 | 0 | 1 | 32 |
| 24 | UGBA, Averyl | f | 3-8 | 0-1 | 0-0 | 1 | 2 | 3 | 5 | 6 | 0 | 4 | 0 | 0 | 26 |
| 01 | IVORY, Tre' | g | 1-6 | 0-1 | 1-4 | 0 | 3 | 3 | 2 | 3 | 3 | 4 | 0 | 3 | 27 |
| 25 | GLOTTA, Zach | g | 2-7 | 1-4 | 0-0 | 0 | 1 | 1 | 1 | 5 | 4 | 1 | 0 | 0 | 30 |
| 00 | MCCARTHY, Acoydan | g | 2-3 | 0-0 | 0-0 | 0 | 0 | 0 | 0 | 4 | 0 | 1 | 1 | 0 | 6 |
| 02 | MARTIN, Deyshawn | g | 1-3 | 0-2 | 2-2 | 1 | 2 | 3 | 1 | 4 | 0 | 0 | 0 | 0 | 10 |
| 04 | GUMM, Dayton | g | 2-5 | 0-1 | 0-0 | 1 | 1 | 2 | 0 | 4 | 1 | 0 | 0 | 0 | 5 |
| 10 | BERNACER, Ferran | g | 0-0 | 0-0 | 0-0 | 0 | 0 | 0 | 0 | 0 | 0 | 0 | 0 | 0 | 2 |
| 15 | CUCAK, Ivan | g | 1-1 | 0-0 | 0-0 | 0 | 0 | 0 | 2 | 2 | 0 | 1 | 0 | 0 | 12 |
| 22 | HENDERSON, Richard | g | 1-2 | 0-0 | 0-0 | 2 | 1 | 3 | 0 | 2 | 0 | 0 | 0 | 0 | 5 |
| 23 | HARRIS, Steve | g | 2-3 | 0-0 | 1-1 | 0 | 3 | 3 | 4 | 5 | 0 | 2 | 0 | 0 | 18 |
| | Team | | 2 | 4 | 6 | | | | | | | | | | |
| Totals | | | 22-54 | 3-13 | 7-12 | 9 | 22 | 31 | 20 | 54 | 11 | 17 | 1 | 5 | 200 |

FG % 1st Half: 12-28 42.9% 2nd half: 10-26 38.5% Game: 22-54 40.7%
 3FG % 1st Half: 3-10 30.0% 2nd half: 0-3 0.0% Game: 3-13 23.1%
 FT % 1st Half: 1-2 50.0% 2nd half: 6-10 60.0% Game: 7-12 58.3%

Vanderbilt 73 • 1-0

| # | Player | Total | | 3-Ptr | | Rebounds | | | PF | TP | A | TO | Blk | Stl | Min |
|---------------|--------------------|--------|--------|--------|-------|----------|-----|----|----|----|----|----|-----|-----|-----|
| | | FG-FGA | FG-FGA | FT-FTA | Off | Def | Tot | | | | | | | | |
| 02 | TOYE, Joe | f | 4-7 | 1-1 | 0-2 | 1 | 2 | 3 | 0 | 9 | 1 | 3 | 1 | 0 | 24 |
| 11 | ROBERSON, Jeff | f | 4-11 | 2-6 | 3-4 | 7 | 3 | 10 | 3 | 13 | 3 | 4 | 0 | 2 | 34 |
| 12 | BAPTISTE, Djery | c | 1-1 | 0-0 | 0-0 | 2 | 2 | 4 | 4 | 2 | 1 | 2 | 0 | 2 | 12 |
| 03 | AUSTIN, JR., Larry | g | 1-4 | 0-1 | 0-2 | 0 | 3 | 3 | 1 | 2 | 2 | 1 | 0 | 0 | 20 |
| 13 | LACHANCE, Riley | g | 4-10 | 3-6 | 2-2 | 0 | 3 | 3 | 1 | 13 | 2 | 0 | 0 | 0 | 28 |
| 00 | LEE, Saben | g | 2-6 | 0-2 | 2-3 | 0 | 0 | 0 | 0 | 6 | 7 | 3 | 2 | 0 | 20 |
| 01 | WILLIS, Payton | g | 2-4 | 2-4 | 2-3 | 0 | 0 | 0 | 0 | 8 | 1 | 0 | 0 | 2 | 13 |
| 10 | EVANS, Maxwell | g | 2-4 | 1-2 | 0-0 | 0 | 2 | 2 | 1 | 5 | 1 | 0 | 0 | 0 | 15 |
| 15 | BROWN, Clevon | g | 6-11 | 0-3 | 1-1 | 3 | 2 | 5 | 2 | 13 | 0 | 0 | 3 | 2 | 25 |
| 50 | OBINNA, Ejike | g | 0-0 | 0-0 | 2-2 | 2 | 4 | 6 | 4 | 2 | 0 | 0 | 0 | 0 | 9 |
| | Team | | 1 | 2 | 3 | | | | | | | | | | |
| Totals | | | 26-58 | 9-25 | 12-19 | 16 | 23 | 39 | 16 | 73 | 17 | 15 | 6 | 8 | 200 |

FG % 1st Half: 15-30 50.0% 2nd half: 11-28 39.3% Game: 26-58 44.8%
 3FG % 1st Half: 5-10 50.0% 2nd half: 4-15 26.7% Game: 9-25 36.0%
 FT % 1st Half: 6-10 60.0% 2nd half: 6-9 66.7% Game: 12-19 63.2%

Officials: Brian Shey, Jason Baker, Gerald Williams
 Technical fouls: Austin Peay-None. Vanderbilt-None.
 Attendance: 8609

| Score by periods | 1st | 2nd | Total |
|------------------|-----|-----|-------|
| Austin Peay | 28 | 26 | 54 |
| Vanderbilt | 41 | 32 | 73 |

| Points | In | Off | 2nd | Fast | Bench |
|-------------|----|-----|-----|------|-------|
| Austin Peay | 28 | 8 | 11 | 6 | 21 |
| Vanderbilt | 34 | 18 | 20 | 8 | 34 |

Last FG - APSU 2nd-01:24, VU 2nd-02:24.
 Largest lead - APSU by 3 1st-19:13, VU by 19 2nd-02:24.
 APSU led for 00:53. VU led for 34:08. Game was tied for 04:58.

Score tied - 4 times.
 Lead changed - 1 time.

Official Basketball Box Score - Game Totals - Final Statistics
Vanderbilt vs Belmont
 11/13/17 6:30pm at Nashville, Tenn. (Curb Event Center)



Vanderbilt 60 • 1-1

| # | Player | Total | | 3-Ptr | | Rebounds | | | PF | TP | A | TO | Blk | Stl | Min |
|---------------|--------------------|--------|--------|--------|-------|----------|-----|----|----|----|---|----|-----|-----|-----|
| | | FG-FGA | FG-FGA | FT-FTA | Off | Def | Tot | | | | | | | | |
| 05 | FISHER-DAVIS, M. | f | 0-6 | 0-3 | 6-6 | 1 | 3 | 4 | 3 | 6 | 0 | 0 | 0 | 2 | 22 |
| 11 | ROBERSON, Jeff | f | 3-7 | 1-4 | 6-6 | 2 | 10 | 12 | 3 | 13 | 0 | 2 | 0 | 0 | 36 |
| 12 | BAPTISTE, Djery | c | 0-2 | 0-0 | 1-2 | 2 | 2 | 4 | 4 | 1 | 0 | 2 | 1 | 0 | 13 |
| 03 | AUSTIN, JR., Larry | g | 1-2 | 0-0 | 0-0 | 0 | 1 | 1 | 0 | 2 | 0 | 0 | 0 | 0 | 10 |
| 13 | LACHANCE, Riley | g | 4-9 | 1-5 | 1-2 | 0 | 1 | 1 | 1 | 10 | 2 | 0 | 0 | 0 | 32 |
| 00 | LEE, Saben | g | 5-9 | 1-4 | 8-11 | 0 | 8 | 8 | 4 | 19 | 2 | 4 | 0 | 1 | 25 |
| 01 | WILLIS, Payton | g | 1-2 | 1-2 | 0-1 | 1 | 2 | 3 | 2 | 3 | 0 | 3 | 1 | 0 | 15 |
| 02 | TOYE, Joe | g | 3-8 | 0-3 | 0-2 | 0 | 2 | 2 | 5 | 6 | 1 | 3 | 0 | 0 | 26 |
| 10 | EVANS, Maxwell | g | 0-1 | 0-0 | 0-0 | 0 | 0 | 0 | 1 | 0 | 0 | 0 | 0 | 0 | 5 |
| 15 | BROWN, Clevon | g | 0-2 | 0-2 | 0-1 | 1 | 0 | 1 | 1 | 0 | 0 | 0 | 0 | 0 | 11 |
| 50 | OBINNA, Ejike | g | 0-0 | 0-0 | 0-0 | 0 | 0 | 0 | 2 | 0 | 0 | 0 | 0 | 0 | 5 |
| | Team | | 2 | 1 | 3 | | | | | | | | | | |
| Totals | | | 17-48 | 4-23 | 22-31 | 9 | 30 | 39 | 26 | 60 | 5 | 15 | 2 | 3 | 200 |

FG % 1st Half: 8-22 36.4% 2nd half: 9-26 34.6% Game: 17-48 35.4%
 3FG % 1st Half: 2-10 20.0% 2nd half: 2-13 15.4% Game: 4-23 17.4%
 FT % 1st Half: 9-12 75.0% 2nd half: 13-19 68.4% Game: 22-31 71.0%

Belmont 69 • 1-1

| # | Player | Total | | 3-Ptr | | Rebounds | | | PF | TP | A | TO | Blk | Stl | Min |
|---------------|-------------------|--------|--------|--------|-------|----------|-----|----|----|----|---|----|-----|-----|-----|
| | | FG-FGA | FG-FGA | FT-FTA | Off | Def | Tot | | | | | | | | |
| 03 | WINDLER, Dylan | f | 9-15 | 1-2 | 5-6 | 4 | 7 | 11 | 4 | 24 | 1 | 2 | 0 | 2 | 38 |
| 25 | MERCER, Mack | f | 1-3 | 0-2 | 0-0 | 0 | 0 | 0 | 4 | 2 | 0 | 1 | 0 | 1 | 10 |
| 32 | EKEZEZE, Amanze | f | 6-13 | 3-7 | 7-8 | 0 | 7 | 7 | 2 | 22 | 0 | 1 | 1 | 0 | 37 |
| 01 | LUKE, Austin | g | 1-5 | 0-3 | 3-4 | 0 | 2 | 2 | 3 | 5 | 6 | 4 | 0 | 0 | 29 |
| 11 | MCCLAINE, Kevin | g | 3-5 | 0-2 | 3-6 | 1 | 4 | 5 | 3 | 9 | 0 | 0 | 0 | 1 | 29 |
| 10 | HOLLANDER, Caleb | g | 0-2 | 0-2 | 0-0 | 0 | 1 | 1 | 1 | 0 | 0 | 0 | 0 | 0 | 6 |
| 14 | HOPKINS, Nick | g | 2-6 | 2-6 | 1-2 | 0 | 2 | 2 | 4 | 7 | 0 | 0 | 0 | 0 | 21 |
| 21 | SAMPSON, Burton | g | 0-0 | 0-0 | 0-0 | 0 | 1 | 1 | 2 | 0 | 1 | 0 | 0 | 0 | 12 |
| 24 | BENKERT, Michael | g | 0-2 | 0-2 | 0-0 | 0 | 1 | 1 | 2 | 0 | 0 | 0 | 0 | 0 | 9 |
| 41 | HADDEN, Tyler | g | 0-2 | 0-1 | 0-0 | 0 | 0 | 0 | 0 | 0 | 0 | 1 | 0 | 0 | 4 |
| 50 | ADELSPERGER, Seth | g | 0-1 | 0-0 | 0-0 | 0 | 0 | 0 | 2 | 0 | 0 | 0 | 0 | 0 | 5 |
| | Team | | 2 | 1 | 3 | | | | | | | | | | |
| Totals | | | 22-54 | 6-27 | 19-26 | 7 | 26 | 33 | 27 | 69 | 8 | 10 | 1 | 4 | 200 |

FG % 1st Half: 12-29 41.4% 2nd half: 10-25 40.0% Game: 22-54 40.7%
 3FG % 1st Half: 3-16 18.8% 2nd half: 3-11 27.3% Game: 6-27 22.2%
 FT % 1st Half: 5-6 83.3% 2nd half: 14-20 70.0% Game: 19-26 73.1%

Officials: Brett Miles, Jason Baker, Jon Campbell
 Technical fouls: Vanderbilt-None. Belmont-None.
 Attendance: 5266

| Score by periods | 1st | 2nd | Total |
|------------------|-----|-----|-------|
| Vanderbilt | 27 | 33 | 60 |
| Belmont | 32 | 37 | 69 |

Last FG - VU 2nd-00:05, BEL 2nd-02:19.
 Largest lead - VU by 5 1st-15:52, BEL by 13 2nd-00:59.
 VU led for 03:22. BEL led for 32:17. Game was tied for 03:48.

Score tied - 5 times.
 Lead changed - 1 time.

Official Basketball Box Score - Game Totals - Final Statistics
UNC Asheville vs Vanderbilt
 11/17/17 7 p.m. at Nashville, Tenn. (Memorial Gym)



UNC Asheville 76 • 1-2

| # | Player | Total | | 3-Ptr | | Rebounds | | | PF | TP | A | TO | Blk | Stl | Min |
|---------------|------------------|--------|--------|--------|-------|----------|-----|----|----|----|----|----|-----|-----|-----|
| | | FG-FGA | FG-FGA | FT-FTA | Off | Def | Tot | | | | | | | | |
| 02 | WNUK, Alec | f | 7-11 | 2-3 | 3-4 | 2 | 2 | 4 | 2 | 19 | 1 | 6 | 0 | 2 | 30 |
| 10 | VANNATTA, Kevin | g | 3-7 | 1-3 | 4-4 | 0 | 6 | 6 | 5 | 11 | 4 | 1 | 0 | 0 | 39 |
| 14 | THOMAS, Ahmad | g | 5-15 | 0-2 | 3-4 | 3 | 1 | 4 | 4 | 13 | 1 | 1 | 0 | 4 | 35 |
| 25 | TEAGUE, MaCio | g | 6-19 | 3-7 | 3-3 | 3 | 3 | 6 | 2 | 18 | 4 | 1 | 0 | 0 | 39 |
| 33 | RACKLEY, Drew | g | 1-5 | 1-2 | 0-0 | 0 | 5 | 5 | 1 | 3 | 0 | 2 | 0 | 2 | 22 |
| 00 | GILMORE, Donovan | g | 0-1 | 0-0 | 0-0 | 0 | 0 | 0 | 0 | 0 | 0 | 0 | 0 | 0 | 1 |
| 01 | BAEHRE, Jonathan | g | 2-2 | 1-1 | 0-0 | 0 | 2 | 2 | 2 | 5 | 2 | 1 | 2 | 0 | 14 |
| 12 | MILLER, Raekwon | g | 3-4 | 1-2 | 0-0 | 2 | 3 | 5 | 2 | 7 | 0 | 1 | 0 | 0 | 20 |
| | Team | | 2 | 2 | 4 | | | | | | | | | | |
| Totals | | | 27-64 | 9-20 | 13-15 | 12 | 24 | 36 | 18 | 76 | 12 | 14 | 2 | 8 | 200 |

FG % 1st Half: 13-27 48.1% 2nd half: 14-37 37.8% Game: 27-64 42.2%
 3FG % 1st Half: 4-11 36.4% 2nd half: 5-9 55.6% Game: 9-20 45.0%
 FT % 1st Half: 7-8 87.5% 2nd half: 6-9 66.7% Game: 13-15 86.7%

Vanderbilt 79 • 2-1

| # | Player | Total | | 3-Ptr | | Rebounds | | | PF | TP | A | TO | Blk | Stl | Min |
|----|----------------|--------|--------|--------|-----|----------|-----|----|----|----|---|----|-----|-----|-----|
| | | FG-FGA | FG-FGA | FT-FTA | Off | Def | Tot | | | | | | | | |
| 11 | ROBERSON, Jeff | f | 4-10 | 1-3 | 8-8 | 1 | 11 | 12 | 2 | 17 | 0 | 0 | 2 | 2 | 37 |
| 50 | OBINNA, | | | | | | | | | | | | | | |

Official Basketball Box Score -- Game Totals -- Final Statistics
Virginia vs Vanderbilt
 11/23/17 4:00 pm at Barclays Center (Brooklyn, N.Y.)



Virginia 68 • 5-0

| # | Player | Total | | | 3-Ptr | | | Rebounds | | | PF | TP | A | TO | Blk | Stl | Min |
|----|------------------|--------|--------|--------|--------|--------|--------|----------|-----|-----|----|----|---|----|-----|-----|-----|
| | | FG-FGA | FG-FGA | FT-FTA | FG-FGA | FG-FGA | FT-FTA | Off | Def | Tot | | | | | | | |
| 21 | WILKINS, Isaiah | f | 4-6 | 0-0 | 0-0 | 1 | 2 | 3 | 2 | 8 | 3 | 0 | 4 | 1 | 25 | | |
| 33 | SALT, Jack | c | 1-2 | 0-0 | 0-0 | 3 | 6 | 9 | 2 | 2 | 0 | 0 | 1 | 0 | 21 | | |
| 00 | HALL, Devon | g | 1-4 | 1-1 | 0-0 | 0 | 5 | 5 | 3 | 3 | 0 | 0 | 0 | 0 | 19 | | |
| 05 | GUY, Kyle | g | 7-16 | 4-7 | 0-0 | 1 | 3 | 4 | 1 | 18 | 3 | 2 | 0 | 0 | 26 | | |
| 11 | JEROME, Ty | g | 5-9 | 4-7 | 0-0 | 0 | 1 | 1 | 0 | 14 | 5 | 0 | 0 | 1 | 25 | | |
| 02 | BARTLEY, Justice | g | 0-0 | 0-0 | 0-0 | 0 | 0 | 0 | 0 | 0 | 0 | 0 | 0 | 0 | 2 | | |
| 10 | GROSS JR, Trevon | g | 0-0 | 0-0 | 0-0 | 0 | 0 | 0 | 0 | 0 | 0 | 0 | 0 | 0 | 2 | | |
| 12 | HUNTER, DeAndre | g | 1-6 | 0-2 | 2-2 | 0 | 2 | 2 | 4 | 4 | 2 | 3 | 2 | 0 | 16 | | |
| 23 | JOHNSON, Nigel | g | 2-7 | 1-3 | 0-1 | 0 | 5 | 5 | 1 | 5 | 4 | 1 | 0 | 1 | 23 | | |
| 24 | ANTHONY, Marco | g | 0-1 | 0-0 | 0-0 | 0 | 1 | 1 | 0 | 0 | 1 | 0 | 0 | 0 | 7 | | |
| 25 | DIAKITE, Mamadi | g | 5-7 | 0-0 | 2-3 | 0 | 5 | 5 | 3 | 12 | 0 | 0 | 1 | 0 | 25 | | |
| 30 | HUFF, Jay | g | 0-1 | 0-1 | 0-0 | 0 | 1 | 1 | 1 | 0 | 1 | 0 | 0 | 0 | 7 | | |
| 45 | KATSTRA, Austin | g | 1-1 | 0-0 | 0-0 | 0 | 1 | 1 | 0 | 2 | 0 | 0 | 0 | 0 | 2 | | |
| | Team | | | | | 2 | 3 | 5 | | | | | | | | | |
| | Totals | | 27-60 | 10-21 | 4-6 | 7 | 35 | 42 | 17 | 68 | 21 | 7 | 8 | 3 | 200 | | |

FG % 1st Half: 17-32 53.1% 2nd half: 10-28 35.7% Game: 27-60 45.0% Deadball Rebounds 0
 3FG % 1st Half: 7-12 58.3% 2nd half: 3-9 33.3% Game: 10-21 47.6%
 FT % 1st Half: 2-3 66.7% 2nd half: 2-3 66.7% Game: 4-6 66.7%

Vanderbilt 42 • 2-3

| # | Player | Total | | | 3-Ptr | | | Rebounds | | | PF | TP | A | TO | Blk | Stl | Min |
|----|--------------------|--------|--------|--------|--------|--------|--------|----------|-----|-----|----|----|---|----|-----|-----|-----|
| | | FG-FGA | FG-FGA | FT-FTA | FG-FGA | FG-FGA | FT-FTA | Off | Def | Tot | | | | | | | |
| 05 | FISHER-DAVIS, M. | f | 3-9 | 2-4 | 3-6 | 1 | 2 | 3 | 4 | 11 | 1 | 0 | 0 | 0 | 24 | | |
| 11 | ROBERSON, Jeff | f | 1-7 | 0-4 | 4-4 | 0 | 3 | 3 | 0 | 6 | 1 | 2 | 0 | 0 | 24 | | |
| 50 | OBINNA, Ejike | c | 1-4 | 0-0 | 3-3 | 1 | 6 | 7 | 2 | 5 | 0 | 1 | 0 | 0 | 20 | | |
| 00 | LEE, Saben | g | 0-7 | 0-2 | 0-0 | 1 | 0 | 1 | 0 | 0 | 0 | 1 | 1 | 1 | 20 | | |
| 13 | LACHANCE, Riley | g | 0-3 | 0-1 | 0-0 | 0 | 1 | 1 | 1 | 0 | 0 | 0 | 0 | 0 | 22 | | |
| 01 | WILLIS, Payton | g | 0-2 | 0-2 | 0-0 | 0 | 1 | 1 | 1 | 0 | 1 | 1 | 0 | 0 | 12 | | |
| 02 | TOYE, Joe | g | 1-6 | 0-1 | 0-0 | 0 | 2 | 2 | 2 | 2 | 1 | 0 | 0 | 1 | 12 | | |
| 03 | AUSTIN, JR., Larry | g | 2-6 | 0-0 | 1-2 | 2 | 3 | 5 | 2 | 5 | 0 | 1 | 0 | 1 | 21 | | |
| 10 | EVANS, Maxwell | g | 2-4 | 1-2 | 0-0 | 1 | 3 | 4 | 1 | 5 | 2 | 2 | 0 | 1 | 13 | | |
| 12 | BAPTISTE, Djery | g | 1-1 | 0-0 | 3-4 | 1 | 5 | 6 | 1 | 5 | 0 | 0 | 1 | 0 | 20 | | |
| 15 | BROWN, Clevon | g | 1-3 | 1-2 | 0-0 | 0 | 2 | 2 | 1 | 3 | 1 | 0 | 0 | 0 | 12 | | |
| | Team | | | | | 1 | 0 | 1 | | | | | | | | | |
| | Totals | | 12-52 | 4-18 | 14-19 | 8 | 28 | 36 | 13 | 42 | 7 | 9 | 2 | 4 | 200 | | |

FG % 1st Half: 6-23 26.1% 2nd half: 6-29 20.7% Game: 12-52 23.1% Deadball Rebounds 2
 3FG % 1st Half: 2-6 33.3% 2nd half: 2-12 16.7% Game: 4-18 22.2%
 FT % 1st Half: 3-5 60.0% 2nd half: 11-14 78.6% Game: 14-19 73.7%

Officials: Ed Corbett, Don Daily, Nate Farell
 Technical fouls: Virginia-None. Vanderbilt-None.
 Attendance: 2

| Score by periods | 1st | 2nd | Total |
|------------------|-----|-----|-------|
| Virginia | 43 | 25 | 68 |
| Vanderbilt | 17 | 25 | 42 |

| Points | In | Off | 2nd | Fast | Bench |
|--------|-------|-----|--------|-------|-------|
| | Paint | T/O | Chance | Break | |
| VA | 18 | 10 | 7 | 6 | 23 |
| VU | 12 | 6 | 2 | 4 | 20 |

Last FG - VA 2nd-00:42, VU 2nd-01:08.
 Largest lead - VA by 39 2nd-08:47, VU None.
 VA led for 39:13. VU led for 00:00. Game was tied for 00:47.

Score tied - 0 times.
 Lead changed - 0 times.

Official Basketball Box Score -- Game Totals -- Final Statistics
Radford vs Vanderbilt
 11/28/17 7 p.m. at Nashville, Tenn. (Memorial Gym)



Radford 62 • 3-3

| # | Player | Total | | | 3-Ptr | | | Rebounds | | | PF | TP | A | TO | Blk | Stl | Min |
|----|---------------------|--------|--------|--------|--------|--------|--------|----------|-----|-----|----|----|---|----|-----|-----|-----|
| | | FG-FGA | FG-FGA | FT-FTA | FG-FGA | FG-FGA | FT-FTA | Off | Def | Tot | | | | | | | |
| 24 | POLITE JR, Ed | f | 7-14 | 1-2 | 1-2 | 4 | 8 | 12 | 1 | 16 | 2 | 2 | 1 | 0 | 35 | | |
| 32 | PHILLIPS, Randy | c | 0-2 | 0-0 | 0-0 | 2 | 1 | 3 | 3 | 0 | 1 | 2 | 0 | 0 | 11 | | |
| 03 | BRADFORD, Christian | g | 3-5 | 2-2 | 0-0 | 0 | 3 | 3 | 2 | 8 | 0 | 0 | 0 | 0 | 20 | | |
| 05 | HICKS, Donald | g | 2-7 | 2-4 | 0-0 | 0 | 3 | 3 | 1 | 6 | 0 | 1 | 0 | 1 | 31 | | |
| 14 | COUSIN, Justin | g | 0-4 | 0-3 | 0-0 | 0 | 0 | 0 | 2 | 0 | 0 | 0 | 0 | 0 | 14 | | |
| 01 | JONES, Carlik | g | 1-5 | 0-2 | 0-0 | 0 | 2 | 2 | 2 | 2 | 1 | 1 | 0 | 0 | 22 | | |
| 02 | OWENS, Tristan | g | 0-0 | 0-0 | 0-0 | 0 | 0 | 0 | 0 | 0 | 0 | 0 | 0 | 0 | 0+ | | |
| 10 | TANNER, Caleb | g | 2-4 | 2-4 | 2-3 | 1 | 1 | 2 | 3 | 8 | 0 | 0 | 0 | 0 | 16 | | |
| 11 | FIELDS JR, Travis | g | 0-2 | 0-2 | 0-0 | 0 | 1 | 1 | 3 | 0 | 6 | 1 | 0 | 0 | 18 | | |
| 13 | BUTTS IV, Leroy | g | 1-3 | 0-0 | 0-0 | 1 | 1 | 2 | 2 | 2 | 0 | 0 | 0 | 0 | 5 | | |
| 15 | HOLLAND, Devonnte | g | 5-9 | 0-0 | 1-2 | 1 | 1 | 2 | 5 | 11 | 0 | 2 | 0 | 0 | 17 | | |
| 45 | BOLSTAD, Darius | g | 3-6 | 0-0 | 3-4 | 1 | 3 | 4 | 1 | 9 | 0 | 0 | 0 | 0 | 11 | | |
| | Team | | | | | 0 | 0 | 0 | | | | | | | | | |
| | Totals | | 24-61 | 7-19 | 7-11 | 10 | 24 | 34 | 25 | 62 | 10 | 9 | 1 | 1 | 200 | | |

FG % 1st Half: 13-29 44.8% 2nd half: 11-32 34.4% Game: 24-61 39.3% Deadball Rebounds 4
 3FG % 1st Half: 3-9 33.3% 2nd half: 4-10 40.0% Game: 7-19 36.8%
 FT % 1st Half: 4-6 66.7% 2nd half: 3-5 60.0% Game: 7-11 63.6%

Vanderbilt 74 • 3-4

| # | Player | Total | | | 3-Ptr | | | Rebounds | | | PF | TP | A | TO | Blk | Stl | Min |
|----|--------------------|--------|--------|--------|--------|--------|--------|----------|-----|-----|----|----|---|----|-----|-----|-----|
| | | FG-FGA | FG-FGA | FT-FTA | FG-FGA | FG-FGA | FT-FTA | Off | Def | Tot | | | | | | | |
| 02 | TOYE, Joe | f | 2-6 | 1-5 | 3-4 | 1 | 3 | 4 | 3 | 8 | 0 | 2 | 1 | 2 | 23 | | |
| 11 | ROBERSON, Jeff | f | 5-8 | 2-3 | 2-2 | 2 | 7 | 9 | 5 | 14 | 1 | 1 | 0 | 1 | 28 | | |
| 12 | BAPTISTE, Djery | c | 3-5 | 0-0 | 2-3 | 2 | 1 | 3 | 0 | 8 | 0 | 0 | 1 | 0 | 31 | | |
| 00 | LEE, Saben | g | 0-3 | 0-2 | 1-2 | 0 | 2 | 2 | 0 | 1 | 1 | 0 | 0 | 0 | 11 | | |
| 13 | LACHANCE, Riley | g | 7-11 | 3-5 | 10-10 | 0 | 5 | 5 | 1 | 27 | 1 | 0 | 0 | 2 | 37 | | |
| 01 | WILLIS, Payton | g | 0-4 | 0-2 | 5-8 | 2 | 0 | 2 | 1 | 5 | 4 | 1 | 0 | 0 | 28 | | |
| 03 | AUSTIN, JR., Larry | g | 0-1 | 0-0 | 0-0 | 0 | 0 | 0 | 1 | 0 | 0 | 0 | 0 | 0 | 4 | | |
| 05 | FISHER-DAVIS, M. | g | 3-11 | 1-9 | 0-0 | 2 | 4 | 6 | 4 | 7 | 3 | 2 | 0 | 1 | 29 | | |
| 15 | BROWN, Clevon | g | 2-3 | 0-1 | 0-2 | 1 | 3 | 4 | 1 | 4 | 0 | 1 | 1 | 0 | 9 | | |
| | Team | | | | | 0 | 2 | 2 | | | | | | | | | |
| | Totals | | 22-52 | 7-27 | 23-31 | 10 | 27 | 37 | 16 | 74 | 10 | 8 | 3 | 6 | 200 | | |

FG % 1st Half: 12-29 41.4% 2nd half: 10-23 43.5% Game: 22-52 42.3% Deadball Rebounds 4
 3FG % 1st Half: 4-19 21.1% 2nd half: 3-12 25.0% Game: 7-27 25.9%
 FT % 1st Half: 8-10 80.0% 2nd half: 15-21 71.4% Game: 23-31 74.2%

Officials: Anthony Jordan, John Gaffney, Owen Shortt
 Technical fouls: Radford-None. Vanderbilt-None.
 Attendance: 8027

| Score by periods | 1st | 2nd | Total |
|------------------|-----|-----|-------|
| Radford | 33 | 29 | 62 |
| Vanderbilt | 36 | 38 | 74 |

| Points | In | Off | 2nd | Fast | Bench |
|--------|-------|-----|--------|-------|-------|
| | Paint | T/O | Chance | Break | |
| RAD | 34 | 9 | 8 | 5 | 32 |
| VU | 26 | 10 | 12 | 5 | 16 |

Last FG - RAD 2nd-00:21, VU 2nd-01:30.
 Largest lead - RAD by 10 1st-05:02, VU by 13 2nd-01:05.
 RAD led for 16:55. VU led for 21:19. Game was tied for 01:40.

Score tied - 4 times.
 Lead changed - 1 time.



Official Basketball Box Score -- Game Totals -- Final Statistics
Vanderbilt vs Seton Hall
 11/24/17 10:00 PM at Barclays Center - Brooklyn, N.Y.



Vanderbilt 59 • 2-4

| # | Player | Total | | | 3-Ptr | | | Rebounds | | | PF | TP | A | TO | Blk | Stl | Min |
|----|--------------------|--------|--------|--------|--------|--------|--------|----------|-----|-----|----|----|---|----|-----|-----|-----|
| | | FG-FGA | FG-FGA | FT-FTA | FG-FGA | FG-FGA | FT-FTA | Off | Def | Tot | | | | | | | |
| 15 | BROWN, Clevon | f | 1-3 | 0-2 | 0-0 | 0 | 0 | 0 | 1 | 2 | 0 | 1 | 1 | 0 | 11 | | |
| 50 | OBINNA, Ejike | f | 3-3 | 0-0 | 3-5 | 2 | 3 | 5 | 4 | 9 | 0 | 0 | 1 | 0 | 20 | | |
| 02 | TOYE, Joe | g | 2-3 | 0-1 | 2-2 | 1 | 2 | 3 | 2 | 6 | 0 | 3 | 0 | 0 | 13 | | |
| 03 | AUSTIN, JR., Larry | g | 0-3 | 0-1 | 0-0 | 0 | 1 | 1 | 3 | 0 | 2 | 3 | 0 | 0 | 16 | | |
| 10 | EVANS, Maxwell | g | 1-5 | 0-2 | 0-0 | 0 | 2 | 2 | 0 | 2 | 0 | 0 | 0 | 0 | 16 | | |
| 00 | LEE, Saben | g | 3-10 | 1-2 | 1-1 | 1 | 0 | 1 | 2 | 8 | 4 | 0 | 0 | 0 | 26 | | |
| 05 | FISHER-DAVIS, M. | g | 2-9 | 0-5 | 0-0 | 2 | 6 | 8 | 3 | 4 | 0 | 1 | 0 | 2 | 24 | | |
| 11 | ROBERSON, Jeff | g | 5-10 | 2-5 | 8-8 | 2 | 11 | 13 | 3 | 20 | 0 | 3 | 0 | 0 | 31 | | |
| 12 | BAPTISTE, Djery | g | 0-1 | 0-0 | 2-2 | 0 | 2 | 2 | 5 | 2 | 0 | 0 | 0 | 0 | 15 | | |
| 13 | LACHANCE, Riley | g | 2-9 | 2-6 | 0-0 | 1 | 1 | 2 | 1 | 6 | 1 | 1 | 0 | 0 | 28 | | |
| | Team | | | | | 2 | 0 | 2 | | | | | | | | | |
| | Totals | | 19-56 | 5-24 | 16-18 | 11 | 28 | 39 | 24 | 59 | 7 | 16 | 2 | 2 | 200 | | |

FG % 1st Half: 13-27 48.1% 2nd half: 6-29 20.7% Game: 19-56 33.9% Deadball Rebounds 1,2
 3FG % 1st Half: 5-12 41.7% 2nd half: 0-12 0.0% Game: 5-24 20.8%
 FT % 1st Half: 1-3 33.3% 2nd half: 15-15 100.0% Game: 16-18 88.9%

Seton Hall 72 • 5-1

| # | Player | Total | | | 3-Ptr | | | Rebounds | | | PF | TP | A | TO | Blk | Stl | Min |
|------|---------------------|--------|--------|--------|--------|--------|--------|----------|-----|-----|----|----|---|----|-----|-----|-----|
| | | FG-FGA | FG-FGA | FT-FTA | FG-FGA | FG-FGA | FT-FTA | Off | Def | Tot | | | | | | | |
| 14 | SANOGO, Ismael | f | 1-3 | 0-1 | 2-2 | 1 | 7 | 8 | 3 | 4 | 1 | 0 | 4 | 1 | 26 | | |
| 31 | DELGADO, Angel | c | 5-9 | 0-0 | 5-9 | 0 | 8 | 8 | 3 | 15 | 1 | 3 | 0 | 1 | 29 | | |
| 00 | CARRINGTON, Khadeen | g | 0-5 | 0-1 | 1-3 | 0 | 3 | 3 | 0 | 1 | 3 | 1 | 0 | 0 | 30 | | |
| 13 | POWELL, Myles | g | 4-10 | 1-7 | 2-2 | 0 | 2 | 2 | 1 | 11 | 1 | 1 | 0 | 1 | 29 | | |
| 20</ | | | | | | | | | | | | | | | | | |

2017-18 Roster

| No. | Name | Pos. | Ht. | Wt. | Cl.-Yr | Hometown (Previous School) |
|-----|----------------------|------|------|-----|-------------|---|
| 0 | Saben Lee | G | 6-2 | 174 | Fr. - 1st | Phoenix, Ariz. (Corona Del Sol) |
| 1 | Payton Willis | G | 6-4 | 186 | So. - 2nd | Fayetteville, Ark. (Fayetteville) |
| 2 | Joe Toye | G/F | 6-7 | 206 | Jr. - 3rd | Chicago, Ill. (Whitney Young) |
| 3 | Larry Austin, Jr. | G | 6-2 | 182 | R-Jr. - 4th | Springfield, Ill. (Xavier University/Lanphier) |
| 4 | Yanni Wetzell | F/C | 6-10 | 235 | R-So. - 3rd | Auckland, N.Z. (St. Mary's (Texas)/Westlake Boys) |
| 5 | Matthew Fisher-Davis | G | 6-5 | 186 | Sr. - 4th | Charlotte, N.C. (Butler) |
| 10 | Maxwell Evans | G | 6-2 | 186 | Fr. - 1st | Houston, Texas (Bellaire) |
| 11 | Jeff Roberson | F | 6-6 | 220 | Sr. - 4th | Houston, Texas (The Kinkaid School) |
| 12 | Djery Baptiste | C | 6-10 | 235 | R-So. - 3rd | Gonaives, Haiti (Prestonwood Christian (Texas)) |
| 13 | Riley LaChance | G | 6-2 | 185 | Sr. - 4th | Brookfield, Wis. (Brookfield Central) |
| 14 | Isaiah Rice | G | 5-11 | 189 | Fr. - 1st | Indianapolis, Ind. (Park Tudor) |
| 15 | Clevon Brown | F | 6-8 | 233 | So. -2nd | San Antonio, Texas (Churchill) |
| 32 | Matt Ryan | F | 6-8 | 209 | R-So. - 3rd | Cortlandt Manor, N.Y. (Notre Dame/Iona Prep) |
| 50 | Ejike Obinna | F/C | 6-10 | 234 | Fr. - 1st | Enugu, Nigeria (Virginia Academy (Va.)) |

COACHING STAFF

Head Coach..... **Bryce Drew** (Valparaiso, 1998) - 2nd
 Associate Head Coach..... **Roger Powell** (Illinois, 2005) - 2nd
 Assistant Coach..... **Jake Diebler** (Valparaiso, 2009) - 2nd
 Assistant Coach..... **Casey Shaw** (Toledo, 1998) - 2nd
 Director of Scouting..... **Luke Simons** (Purdue, 2005) - 2nd
 Director of Operations..... **Matt Olinger** (Liberty, 2007) - 2nd
 Director of Recruiting/Player Personnel ... **Arte Culver** (Rice, 2006) - 1st

SUPPORT STAFF

Athletic Communications Dir. **Andy Boggs** (Florida State, 1998)
 Academic Support.... **Max-Maurice Martin** (South Carolina St, 1991)
 Athletic Trainer..... **Shannon Gordon** (Indiana State, 1992)
 Strength and Conditioning..... **Jeremy Anderson** (Liberty, 2011)

PRONUNCIATION GUIDE

Djery Baptiste..... **Jerry - Bap-TEEST**
 Clevon Brown..... **CLEE-von**
 Jake Diebler..... **DEEB-ler**
 Ejike Obinna..... **EEH-Je-KAY Oh-Bean-a**
 Jeff Roberson..... **ROE-ber-son**
 Joe Toye..... **TOY**

ROSTER BY CLASS

Seniors (3)

Matthew Fisher-DavisCharlotte, N.C.
Riley LaChanceBrookfield, Wisc.
Jeff RobersonHouston, Texas

Juniors (2)

Larry Austin, Jr.Springfield, Ill.
Joe ToyeChicago, Ill.

Sophomores (5)

Djery BaptisteGonaives, Haiti
Clevon BrownSan Antonio, Texas
Matt RyanCortlandt Manor, N.Y.
Yanni WetzellAuckland, N.Z.
Payton WillisFayetteville, Ark.

Freshman (4)

Maxwell EvansHouston, Texas
Saben LeePhoenix, Ariz.
Ejike ObinnaEnugu, Nigeria
Isaiah RiceIndianapolis, Ind.

MEMORIAL MAGIC - THE HOME TO VANDERBILT HOOPS SINCE 1952

HISTORIC MEMORIAL GYMNASIUM IN 66TH SEASON

Storied Memorial Gymnasium is in its 66th season as the host venue of Vanderbilt basketball. The SEC's most historic hoops setting has played host to more than 950 men's contests as well as the 1984 and 1991 SEC Tournaments and 40 men's and women's NCAA Tournament contests (since the early 1980s).

As the oldest gymnasium in the SEC, Memorial Gymnasium is renown for its end zone benches, raised floor and unique atmosphere. It was dedicated in 1952 as a memorial to all Vanderbilt men and women who served in World War II. It was built by the late master architect Edwin Keeble, who was commissioned to build a combination gymnasium/concert hall.

| | |
|------|--|
| .781 | All-time winning percentage at Memorial Gym (786-221). |
| .896 | Winning percentage against non-conference opponents since 1990 (210-25). |
| 6 | Undefeated seasons at home. |

Winningest Coaches at Memorial Gymnasium

| Coach | Yrs | Record |
|----------------------------------|-----|--------|
| 1. Kevin Stallings (2000-16) | 17 | 226-65 |
| 2. Roy Skinner (1959, 1962-76) | 16 | 181-41 |
| 3. Bob Polk (1948-58, 1960-61) | 8 | 96-15 |
| 4. C.M. Newton (1982-89) | 8 | 91-37 |
| 5. Jan van Breda Kolff (1994-99) | 6 | 75-20 |
| 6. Eddie Fogler (1990-93) | 4 | 54-12 |

Coach Drew at Memorial Gymnasium

| Coach | Yr | Record |
|------------|---------|--------|
| Bryce Drew | 2016-17 | 11-5 |
| | 2017-18 | 3-1 |

ANNUAL ATTENDANCE FIGURES

| Year | All Games | Attendance | Average | NCAA Rank | SEC Games | SEC Attendance | Average |
|----------------------|-----------|------------|---------|-----------|-----------|----------------|---------|
| 2017-18 | 4 | 32,969 | 8,242 | - | - | - | - |
| 2016-17 | 16 | 154,169 | 9,636 | 45 | 9 | 92,645 | 10,294 |
| 2015-16 | 16 | 178,167 | 11,135 | 36 | 9 | 107,318 | 11,924 |
| 2014-15 | 19 | 168,377 | 8,862 | 51 | 9 | 88,830 | 9,870 |
| 2013-14 | 16 | 152,539 | 9,534 | 45 | 9 | 92,455 | 10,273 |
| 2012-13 | 15 | 159,557 | 10,637 | 36 | 9 | 100,986 | 11,221 |
| 2011-12 | 18 | 246,561 | 13,698 | 18 | 8 | 112,368 | 14,046 |
| 2010-11 | 17 | 234,632 | 13,802 | 18 | 8 | 114,346 | 14,293 |
| 2009-10 | 16 | 217,965 | 13,623 | 21 | 8 | 113,539 | 14,192 |
| 2008-09 | 17 | 225,686 | 13,276 | 25 | 8 | 112,833 | 14,104 |
| 2007-08 | 19 | 254,954 | 13,418 | 22 | 8 | 113,713 | 14,214 |
| 2006-07 | 17 | 204,511 | 12,030 | 31 | 8 | 109,043 | 13,630 |
| 2005-06 | 16 | 195,159 | 12,197 | 24 | 8 | 108,258 | 13,532 |
| 2004-05 [^] | 19 | 191,678 | 10,088 | 43 | 8 | 105,357 | 13,170 |
| 2003-04 | 17 | 192,301 | 11,312 | 33 | 8 | 106,990 | 13,374 |
| 2002-03 | 16 | 153,123 | 9,570 | 46 | 8 | 96,906 | 12,113 |
| 2001-02 | 17 | 150,325 | 8,843 | 50 | 8 | 93,873 | 11,734 |
| 2000-01 | 19 | 186,468 | 9,814 | 45 | 8 | 102,055 | 12,757 |
| 1999-00* | 18 | 197,770 | 10,987 | 30 | 8 | 106,741 | 13,343 |
| 1998-99 | 16 | 192,538 | 12,034 | 26 | 8 | 106,128 | 13,266 |
| 1997-98 | 16 | 213,974 | 13,373 | 21 | 8 | 117,819 | 14,727 |
| 1996-97 | 16 | 207,771 | 12,986 | 25 | 8 | 120,214 | 15,027 |
| 1995-96 | 18 | 226,354 | 12,575 | 28 | 8 | 112,996 | 14,125 |
| 1994-95 | 13 | 183,042 | 14,080 | 17 | 8 | 118,932 | 14,867 |
| 1993-94 | 16 | 223,997 | 14,000 | 15 | 8 | 121,345 | 15,168 |
| 1992-93 | 14 | 212,156 | 15,154 | 11 | 8 | 122,536 | 15,317 |
| 1991-92 | 17 | 210,585 | 12,387 | 29 | 8 | 115,104 | 14,388 |
| 1990-91 | 16 | 214,638 | 13,415 | 19 | 9 | 133,482 | 14,831 |
| 1989-90 | 19 | 259,992 | 13,684 | 18 | 9 | 136,136 | 15,126 |
| 1988-89 | 15 | 224,657 | 14,977 | 13 | 9 | 137,212 | 15,246 |
| 1987-88 | 16 | 223,747 | 13,984 | 14 | 9 | 138,393 | 15,377 |
| 1986-87 | 17 | 226,343 | 13,314 | 14 | 9 | 130,854 | 14,539 |
| 1985-86 | 15 | 200,806 | 13,387 | 14 | 9 | 128,059 | 14,229 |
| 1984-85 | 16 | 194,390 | 12,149 | 17 | 9 | 122,514 | 13,613 |
| 1983-84 | 18 | 249,292 | 13,850 | 10 | 9 | 135,546 | 15,050 |
| 1982-83 | 17 | 237,584 | 13,976 | 9 | 9 | 135,418 | 15,046 |
| 1981-82 | 14 | 202,225 | 14,445 | 9 | 9 | 131,699 | 14,633 |
| 1980-81 | 15 | 227,478 | 15,165 | 9 | 9 | 136,436 | 15,160 |
| 1979-80 | 15 | 228,029 | 15,202 | 5 | 9 | 138,754 | 15,417 |
| 1978-79 | 14 | 215,330 | 15,380 | 5 | 9 | 139,930 | 15,547 |
| 1977-78 | 14 | 207,375 | 14,813 | 5 | 9 | 134,232 | 14,915 |
| 1976-77 | 15 | 211,966 | 14,131 | 4 | 9 | 149,108 | 16,568 |
| 1975-76 | 13 | 180,901 | 13,915 | - | 9 | 135,375 | 15,042 |
| 1974-75 | 12 | 178,527 | 14,877 | - | 9 | 134,304 | 14,923 |
| 1973-74 | 12 | 182,728 | 15,227 | - | 9 | 140,252 | 15,584 |
| 1972-73 | 12 | 173,567 | 14,464 | - | 9 | 131,193 | 14,577 |
| 1971-72 | 12 | 156,778 | 13,065 | - | 9 | 120,172 | 13,352 |
| 1970-71 | 12 | 170,634 | 14,220 | - | 9 | 130,260 | 14,473 |
| 1969-70 | 12 | 176,763 | 14,730 | - | 9 | 135,745 | 14,861 |
| 1968-69 | 12 | 126,896 | 10,575 | - | 9 | 95,300 | 10,589 |
| 1967-68 | 12 | 129,722 | 10,810 | - | 9 | 96,274 | 10,697 |
| 1966-67 | 12 | 105,492 | 8,791 | - | 9 | 79,173 | 8,797 |
| 1965-66 | 12 | 106,022 | 8,835 | - | 9 | 62,368 | 8,910 |
| 1964-65 | 12 | 98,821 | 8,235 | - | 9 | 65,712 | 8,214 |
| 1963-64 | 12 | 84,827 | 7,069 | - | 6 | 35,684 | 5,947 |
| 1962-63 | 12 | 75,261 | 6,272 | - | 6 | 46,183 | 6,598 |
| 1961-62 | 13 | 73,640 | 5,665 | - | 8 | 47,357 | 5,920 |
| 1960-61 | 13 | 74,187 | 5,707 | - | 7 | 45,549 | 6,507 |
| 1959-60 | 14 | 76,199 | 5,443 | - | 8 | 46,064 | 5,758 |

[^] First year capacity increased from 14,168 to 14,316; * First year capacity decreased from 15,311 to 14,168



VANDERBILT BASKETBALL QUICK HITTERS

- This is the 115th year of Vanderbilt basketball, with the first season taking place in 1900-01. There were no teams in 1904-05 and 1905-06.
- The Commodores have been named to 15 NCAA Tournaments and 12 NIT's. Vanderbilt advanced to the Elite 8 in 1965 (field of 23), and the Sweet 16 in 1988, 1993, 2004, and 2007. The Commodores captured the NIT Championship in 1990 and finished runner-up in 1994.
- The Commodores are a charter member of the SEC, with the 2017-18 season being the 85th year in the conference.
- Vanderbilt is the only private institution in the SEC with the lowest enrollment of any of the 14 schools (6,738).
- Vanderbilt's Perry Wallace became the first African-American scholarship basketball player in the SEC when he took the court in 1967.
- The Commodores have 47 career 1,000-point scorers, with Shan Foster (2004-08) the all-time leading scorer with 2,011 career points.
- Vanderbilt has had 12 All-Americans since 1950. They are: Billy Joe Adcock (1950), Clyde Lee (1965), Tom Hagan (1969), Jan van Breda Kolff (1974), Will Perdue (1988), Billy McCaffrey (1993), Dan Langhi (2000), Matt Freije (2004), Derrick Byars (2007), Shan Foster (2008), and John Jenkins (2011).
- Vanderbilt had two players selected in the 2016 NBA Draft - Wade Baldwin IV, Memphis, 17th pick and Damian Jones, Golden State 30th pick - one of only three schools with two or more players drafted in the first round. In all, 37 Vanderbilt players have been selected in the NBA Draft since 1950.
- The Commodores had three players drafted in the first 31 picks of the 2012 NBA Draft - John Jenkins, Atlanta, 23rd pick, Festus Ezeli, Golden State, 30th pick, Jeffery Taylor, Charlotte, 31st pick - the most by the Commodores in one draft.
- The Commodores ended a 61-year SEC Tournament drought in 2012 by claiming the tournament championship in New Orleans, the team's first SEC tournament championship since 1951.
- Kevin Stallings is the winningest coach in Vanderbilt history with 322 total victories (17 years, 322-220).
- All three of the university's top all-time scorers played for Kevin Stallings (Foster, Jeffery Taylor, Matt Freije). John Jenkins, who is 10th on the list, also played for him.
- Vanderbilt's intercollegiate athletics teams are nicknamed the Commodores, in honor of the nickname given to founder Cornelius Vanderbilt, who made his fortune in shipping. Vanderbilt donated \$1 million to begin "Central University" in 1875 - the campus was later renamed for Cornelius because of his generosity. Cornelius never stepped foot on the campus that bears his namesake.

SEC STANDINGS

2017-18 SEC STANDINGS

| | SEC | Pct. | All | Pct. |
|----------------|-----|------|-----|-------|
| Miss. State | 0-0 | .000 | 5-0 | 1.000 |
| Texas A&M | 0-0 | .000 | 6-0 | 1.000 |
| Alabama | 0-0 | .000 | 6-1 | .833 |
| Kentucky | 0-0 | .000 | 6-1 | .857 |
| Arkansas | 0-0 | .000 | 5-1 | .833 |
| Auburn | 0-0 | .000 | 5-1 | .833 |
| Florida | 0-0 | .000 | 5-1 | .833 |
| Georgia | 0-0 | .000 | 5-1 | .833 |
| South Carolina | 0-0 | .000 | 5-1 | .833 |
| Tennessee | 0-0 | .000 | 5-1 | .833 |
| Missouri | 0-0 | .000 | 5-2 | .714 |
| LSU | 0-0 | .000 | 4-2 | .667 |
| Ole Miss | 0-0 | .000 | 4-2 | .667 |
| Vanderbilt | 0-0 | .000 | 3-4 | .429 |

SEC STATS

VU TEAM SEC RANKINGS (11/30)

| Category | Rank | Total |
|-----------------|------|--------|
| Scoring | 14th | (68.0) |
| Scoring Defense | 8th | (70.6) |
| Scoring Margin | 14th | (-2.6) |
| FT% | 5th | (.737) |
| FG% | 14th | (.399) |
| FG% Defense | 12th | (.435) |
| 3FG% | 13th | (.296) |
| 3FG% Defense | 11th | (.354) |
| 3FG Made | 11th | (6.7) |
| Rebound Margin | 8th | (+3.3) |
| Blocks | 14th | (2.9) |
| Assists | 14th | (10.7) |
| Steals | 14th | (4.6) |
| Turnover Margin | 12th | (-3.0) |
| Assist/TO Ratio | 14th | (0.8) |

VU INDIVIDUAL SEC RANKINGS (11/30)

| Player | Rank | Total |
|-----------------|------|--------|
| Jeff Roberson | 2nd | (9.3) |
| Rebounding | 3rd | (.944) |
| Def. Rebounding | 1st | (7.1) |
| Minutes Played | 3rd | (33.1) |
| Riley LaChance | 6th | (.486) |
| 3FG% | 6th | (.486) |
| Minutes Played | 6th | (31.4) |

2016-17 ALL-SEC TEAMS

FIRST TEAM ALL-SEC

- KeVaughn Allen, Florida
- J.J. Frazier, Georgia
- Yante Maten, Georgia
- De'Aaron Fox, Kentucky
- Malik Monk, Kentucky
- Sebastian Saiz, Ole Miss
- Sindarius Thornwell, South Carolina
- Luke Kornet, Vanderbilt**

SECOND TEAM ALL-SEC

- Moses Kingsley, Arkansas
- Kasey Hill, Florida
- Bam Adebayo, Kentucky
- Antonio Blakeney, LSU
- Quinnndary Weatherspoon, Miss State
- Robert Hubbs III, Tennessee
- Tyler Davis, Texas A&M
- Robert Williams, Texas A&M

ALL-FRESHMAN TEAM

- Braxton Key, Alabama
- Mustapha Heron, Auburn
- Bam Adebayo, Kentucky
- De'Aaron Fox, Kentucky
- Malik Monk, Kentucky
- Lamar Peters, Mississippi St.
- Grant Williams, Tennessee
- Robert Williams, Texas A&M

ALL-DEFENSIVE TEAM

- Moses Kingsley, Arkansas
- Kasey Hill, Florida
- Sindarius Thornwell, South Carolina
- Robert Williams, Texas A&M
- Luke Kornet, Vanderbilt**

COACH OF THE YEAR

- Mike White, Florida

PLAYER OF THE YEAR

- Sindarius Thornwell, South Carolina

SCHOLAR ATHLETE OF THE YEAR

- Luke Kornet, Vanderbilt**

FRESHMAN OF THE YEAR

- Malik Monk, Kentucky

SIXTH MAN OF THE YEAR

- Canyon Barry, Florida

DEFENSIVE PLAYER OF THE YEAR

- Robert Williams, Texas A&M



THE LAST TIME...

VANDERBILT INDIVIDUALS

Scoring:

Scored 25 points – Riley LaChance (27), vs. Radford, 11/28/2017
Scored 30 points – Matthew Fisher-Davis (31), vs. USC, 11/19/2017
Scored 35 points – Billy McCaffrey (35), vs. Georgia, 2/24/1993
Scored 40 points – Shan Foster (42) vs. Mississippi State, 3/5/2008

Two Players Had 20 Points –

Luke Kornet (21), Nolan Cressler (20) vs. Iowa State, 1/28/2017

Three Players Had 20 Points –

Derrick Byars (28), Shan Foster (21) and Ross Neltner (20) vs. Toledo, 12/2/2006

Scored 20 Points in Two Straight Games –

Luke Kornet at Kentucky (21) 2/28/17, vs. Florida (24), 3/4/17

Scored 20 Points in Three Straight Games –

Matthew Fisher-Davis at Dayton (25), 12/21/16, at LSU (23) 12/29/16, vs. Auburn (33), 1/4/2017

Scored 20 Points in Four Straight Games –

John Jenkins vs. Monmouth (25), 11/25/11, vs. Xavier (20), 11/28/11, at Louisville (27), 12/2/2011, at Davidson (22), 12/7/2011

Scored 20 Points in Five Straight Games –

Shan Foster vs. Georgia (29), 2/23/2008; vs. Tennessee (32), 2/26/2008; at Arkansas (22), 3/1/2008; vs. Mississippi State (42), 3/5/2008; at Alabama (21), 3/8/2008

Scored 20 Points in Six Straight Games –

Shan Foster vs. Georgia (29), 2/23/2008; vs. Tennessee (32), 2/26/2008; at Arkansas (22), 3/1/2008; vs. Mississippi State (42), 3/5/2008; at Alabama (21), 3/8/2008; vs. Auburn (26), 3/13/2008

Five Players Scored in Double Figures –

Jeff Roberson (15), Luke Kornet (13), Matthew Fisher-Davis (13), Nolan Cressler (11), Riley LaChance at Tennessee, 2/22/2017

Seven Players Scored in Double Figures –

Damian Jones (10), Wade Baldwin IV (20), Riley LaChance (10), Nolan Cressler (14), Joe Toye (10), Matthew Fisher-Davis (12), Josh Henderson (11), vs. Detroit (12/2/15)

Four Players with 15 or more points –

Jeff Roberson (19), Matthew Fisher-Davis (19), Riley LaChance (19), Luke Kornet (16) vs. Kentucky, 1/10/2017

Double-Doubles:

Double-Double – Jeff Roberson (20 points, 13 rebounds) vs. Seton Hall, 11/24/2017
20-10 game – Jeff Roberson (20 points, 13 rebounds) vs. Seton Hall, 11/24/2017
30-10 game – Matthew Fisher-Davis (31 points, 11 rebounds) vs. USC, 11/19/2017
Back-to-back 20-10 games – Matt Freije vs. South Carolina (26 points, 11 rebounds)

1/28/04; vs. Kentucky (20 points, 11 rebounds) 1/31/04

Double-Double in Points and Rebounds – Jeff Roberson (20 points, 13 rebounds) vs. Seton Hall, 11/24/2017

Double-Double in Points and Assists – Wade Baldwin IV (15 points, 10 assists) vs. Western Michigan, 12/30/2015

Double-Double in Points and Blocks – Luke Kornet (11 points, 10 blocks) vs. Auburn (1/12/2016)

Double-Double in Points and Steals – Never

Double-Double in Two Consecutive games –

Jeff Roberson (13 points, 10 rebounds) vs. Austin Peay, 11/10/17; (13 points, 10 rebounds) at Belmont (13 points, 12 rebounds) **Double-Double in three consecutive games** – Jeff Roberson vs. Austin Peay (13 points, 10 rebounds) 11/10/2017; at Belmont (13 points, 12 rebounds) 11/10/2017; vs. UNC Asheville (17 points, 12 rebounds) 11/10/2017

Two players record double-double –

Damian Jones (24 points, 12 rebounds), Luke Kornet (10 points, 10 rebounds) vs. Trevecca, 11/16/2014

Triple-Doubles:

Triple-Double – Luke Kornet (11 points, 11 rebounds, 10 blocks) vs. Auburn, 1/12/16; Brad Tinsley (11 points, 10 rebounds, 10 assists) vs. Presbyterian, 11/12/2010

Field Goals:

Made 10 FG in a game – Damian Jones (10) at Saint Mary's, 3/18/2015

Made 11 FG in a game – Matthew Fisher-Davis (11) vs. Auburn, 1/4/2017

Made 12 FG in a game – Damian Jones (12) at Florida, 2/23/2016

Made 16 FG in a game – Shan Foster (16) vs. Mississippi State, 3/5/2008

Attempted 15 FG in a game – Matthew Fisher-Davis (15) vs. Northwestern, 3/16/2017

Attempted 16 FG in a game – Damian Jones (16) at Miss. State, 2/16/2016

Attempted 17 FG in a game – Luke Kornet (17) vs. Florida, 3/4/17

Attempted 18 FG in a game – Matthew Fisher-Davis (18) vs. USC, 11/19/2017

Attempted 19 FG in a game – Rod Odom (19) vs. Missouri, 1/16/14

Attempted 20 FG in a game – Matthew Fisher-Davis (20), vs. Auburn, 1/4/2017

Three-Pointers:

Made 5 3-pointers in a game – Joe Toye (5), vs. Texas A&M, 3/9/2017

Made 6 3-pointers in a game – Matthew Fisher-Davis (6) vs. USC, 11/19/2017

Made 7 3-pointers in a game – Matthew Fisher-Davis (7) vs. Auburn, 1/4/2017

Made 8 3-pointers in a game – Shan Foster (8) vs. UMass, 1/5/2008

Made 9 3-pointers in a game – Shan Foster (9) vs. Mississippi State, 3/5/2008

Attempted 10 3-pointers in a game –

Matthew Fisher-Davis (13) vs. USC, 11/19/2017

Attempted 15 3-pointers in a game – John Jenkins (16) vs. Oregon, 11/11/2011

Free Throws:

Made 10 FT in a game – Riley LaChance (10), vs. Radford, 11/28/2017

Made 12 FT in a game – Luke Kornet (12) vs. Belmont, 11/15/2016

Made 13 FT in a game – A.J. Ogilvy (13) vs. DePaul, 12/5/2009

Made 18 FT in a game – Matt Freije (18) vs. Indiana, 11/24/2003

Attempted 12 FT in a game – Wade Baldwin IV (13) at Tennessee, 1/20/16

Attempted 14 FT in a game – Wade Baldwin IV (14) vs. Florida, 1/26/2016

Attempted 15 FT in a game – Luke Kornet (16) vs. Belmont, 11/15/16

Rebounds:

10 Rebounds in a game – Jeff Roberson (13), vs. Seton Hall, 11/24/2017

15 Rebounds in a game – Jeff Roberson (16) vs. Minnesota, 12/3/16

10+ Rebounds in Three Consecutive Games – Jeff Roberson vs. Austin Peay (10) 11/10/2017; at Belmont (12) 11/10/2017; vs. UNC Asheville (12) 11/10/2017

Assists:

8 Assists – Payton Willis (8) vs. Santa Clara, 11/25/2016

9 Assists – Wade Baldwin IV (9) at Miss. State, 2/16/2016

10 Assists – Wade Baldwin IV (10) vs. Auburn, 1/12/16

11 Assists – Mario Moore (13) vs. Arkansas, 2/19/2005

12 Assists – Mario Moore (13) vs. Arkansas, 2/19/2005

13 Assists – Mario Moore (13) vs. Arkansas, 2/19/2005

14 Assists – Billy McCaffrey (14) vs. Kentucky, 1/13/1993

5+ Assists in Four Consecutive Games – Wade Baldwin IV (8) vs. Texas A&M, 2/4/16; (9) at Ole Miss, 2/6/16; (7) vs. Missouri, 2/10/16; (7) at Auburn, 2/13/16; (9) at Miss. St., 2/16/16; (7) vs. Georgia, 2/20/16

8+ Assists in Two Consecutive Games – Atiba Prater (9) at Georgia, 2/2/2000; (9) vs. Boston College, 2/6/2000

Blocks:

4 Blocked Shots – Luke Kornet (4) at Alabama, 1/7/17

5 Blocked Shots – Luke Kornet (5) vs. Texas A&M, 2/16/2017

6 Blocked Shots – Luke Kornet (6) at Texas A&M, 3/5/2016

7 Blocked Shots – Luke Kornet (7) at Tennessee, 2/22/2017

10 Blocked Shots – Luke Kornet (10) vs. Auburn, 1/12/16

Steals:

4 Steals – Riley LaChance (4) at Saint Mary's, 3/18/15

5 Steals – Riley LaChance (5) vs. Penn, 12/22/2014

6 Steals – Dan Cage (6) vs. Furman, 11/28/2006

7 Steals – James Strong (8) vs. Morehead State, 11/24/1998

8 Steals – James Strong (8) vs. Morehead State, 11/24/1998

Minutes:

Played every minute – Rod Odom vs. Florida, 2/25/14

Played over 40 minutes – Jeff Roberson (42), Riley LaChance (414) vs. Florida (3/10/17)

All 5 starters played 40 minutes – Steve Tchiengang (40), Brad Tinsley (40), Lance Goulbourne (41), Jeffery Taylor (41), and John Jenkins (41), at Louisville, 12/2/2011

Fouls:

Technical Foul – Jeff Roberson, vs. USC, 11/19/2017

Fouled Out – Jeff Roberson, vs. Radford, 11/28/2017

Two Players Fouled Out – Joe Toye and Matthew Fisher-Davis, vs. Arkansas, 1/24/2017

Three Players Fouled Out – Damian Jones, Jeff Roberson, Wade Baldwin IV at Ole Miss, 2/6/2016

TEAM

Started the game with Opponent Technical Foul – Furman bench, 12/22/2008

Scored 95 or more points – 102 vs. Detroit, 12/2/15 (W, 102-52)

Scored 100 or more points – 102 vs. Detroit, 12/2/2015 (W, 102-52)

Scored 100 or more points (SEC game) – 102 at Ole Miss, 2/16/2012 (W, 102-76)

Scored 110 or more points – 113 vs. Alabama A&M 12/30/1998 (W, 113-71)

Scored 110 or more points (SEC game) – 111 vs. Alabama 2/21/1972 (W, 111-91)

Scored 120 or more points – 130 vs. Ole Miss 12/22/1970 (W, 130-112)

Scored 120 or more points (SEC game) – 130 vs. Ole Miss 12/22/1970 (W, 130-112)

Scored 130 or more points – 130 vs. Ole Miss 12/22/1970 (W, 130-112)

Scored Less than 50 points – 42 vs. Virginia (42), 11/23/2017

Scored Less than 40 points – 38 at Tennessee (L, 76-38), 3/1/2014

Scored 20 or less points in half – 17 (1st half), vs. Virginia, 11/23/2017 (L, 42-68)

Scored 90+ points in three consecutive games – 95 vs. Bradley, 11/24/2007 (W, 95-86); 91 vs. South Alabama, 11/29/2007 (W, 91-88); vs. Georgia Tech, 12/1/2007 (W, 92-79)

Allowed 90 or more points – 95, vs. Marquette, 11/11/2016 (L, 95-71)

Allowed 100 or more points – 106, Kentucky, 3/5/2003 (L, 44-106)

Allowed Less than 50 points – 48, vs. Miss. State, 2/25/2017 (W, 77-48)

Allowed 40 or Less points – 31, at Mississippi State, 2/23/2013 (W, 72-31)

Shot 60% or better – .609 vs. Tenn. St., 11/23/14 (W, 78-46)

Shot 60% or better from three – .643 vs. Purdue, 12/13/14 (W, 81-71)

THE LAST TIME...

Shot over 67% FG – .679 vs. TSU, 12/19/2009 (W, 84-71)

Shot 50% or better – .522 at Arkansas, 2/7/2017

Shot lower than 30% – .231 vs. Virginia 11/23/17 (L, 68-42)

Allowed 60% shooting – .612 at Florida, 2/21/2009 (L, 68-82)

Scored 100 points in two consecutive games – 111 vs. North Alabama 12/20/1980 (W, 111-79) and 111 vs. Memphis 12/23/1980 (W, 111-96)

Scored 100 points in three consecutive games – Never

Scored 100 points in Consecutive SEC games – 104 vs. LSU 2/19/1972 (W, 104-83) and 111 vs. Alabama 2/21/1972 (W, 111-91)

Won game by 70 points or more – 71 vs. Union (Tenn.) (W, 95-24), 1911-12

Won game by 60 points or more – 71 vs. Union (Tenn.) (W, 95-24), 1911-12

Won game by 50 points or more – 50 vs. Detroit (W, 102-52) 12/2/2015

Lost by 25 or More Points – vs. Virginia, 11/23/17 (L, 68-42)

Game decided by one point – vs. Arkansas, 1/24/2017 (L, 71-70)

Two consecutive games decided by one point – at South Carolina (L, 70-71) 1/7/1998 and Tennessee (W, 80-79) 1/10/1998

Three consecutive games decided by one point – Never

Shot 90% or Better from Free Throw Line (min. 10 att.) – 90.9% vs. Arkansas (20-22) 3/10/2017

Shot less than 50% from Free Throw Line – 46.9% vs. Morgan State (15-32) 11/23/13

Shot less than 20% from 3PT – .158 (3-19) vs. Wichita State 3/15/16 (L, 70-50)

Attempted 30 FT – 31 (23-31) vs. Radford, 11/28/2017

Attempted 35 FT – 39 (29-39) at Tennessee, 1/20/2016

Attempted 40 FT – 42 (29-42) vs. Florida, 2/3/2015

Attempted five or less FT – 3 at Texas A&M, 1/31/2017

Made 30 FT – 38, vs. Western Carolina, 12/16/14

Made 15 3FG – 16 vs. LSU, 12/29/2016

Won an Overtime Game – vs. Florida 3/10/17 (W, 72-62)

Lost an Overtime Game – Vs. USC 11/19/17 (L, 89-93)

Played Two Overtimes – vs. Yale 1/3/15 (W, 79-74)

Played Three Overtimes – at Ole Miss 2/17/1982 (L, 51-48)

Played Four Overtimes – at Ole Miss 2/17/1982 (L, 51-48)

Played consecutive games that went to overtime – vs. Xavier 11/28/2011 (L, 82-70) and at Louisville, 12/2/2011 (L, 62-60)

Had 20 Turnovers – 26 at Arkansas, 1/5/2016

Had fewer than 10 Turnovers in two straight games – vs. Kentucky (7) 1/10/2017, vs. Tennessee (9) 1/14/2017

Had 10 Blocks – 10, vs. Auburn, 1/12/2016

OPPONENT - INDIVIDUALS

Scoring:

Scored 25 points – Desi Rodriguez (27) vs. Seton Hall, 11/24/2017

Scored 30 points – Jamal Murray (33) vs. Kentucky, 2/27/16

Scored 35 points – Jordan McLaughlin (35), USC, 11/19/2017

Scored 40 points – Morris Almond (44), Rice, 1/3/2007

Two Players Had 20 Points – Jordan McLaughlin (35), Chimezie Metu (23) USC, 11/19/2017

Five Players Scored in Double Figures Deandre Burnett (17), Terence Davis (17), Breein Tyree (11), Justas Furmanavicius (11), Sebastian Saiz (10), vs. Ole Miss, 2/4/2017

Six Players Scored in Double Figures – Bam Doyno (22), Dwayne Curtis (12), Todd Abernethy (11), Clarence Sanders (11), Polynice (10) and Williams (10), vs. Ole Miss, 1/27/2007

Four Players with 15 or more points – Erik Daniels (20), Marquis Estill (17), Kelenna Azubuike (16) and Gerald Fitch (15) vs. Kentucky, 3/5/2003

Double-Doubles:

Double-Double – Ed Polite, Jr. (16 points, 12 rebounds), vs. Radford, 11/28/2017

Triple-Double – Sam Muldrow (16 points, 14 rebounds and 10 blocks) at South Carolina, 1/8/2010

20-10 game – Dylan Windler (24 points, 11 rebounds), at Belmont, 11/13/2017

30-10 game – Ben Simmons (36 points, 14 rebounds), LSU, 1/2/2016

Double-Double in Points and Rebounds

– Ed Polite, Jr. (16 points, 12 rebounds), vs. Radford, 11/28/2017

Double-Double in Points and Assists – Nick Calathes (15 points, 10 assists) at Florida, 1/27/2008

Two players record double-doubles – Prince Ibeh (13 points, 11 rebounds), Kerwin Roach, Jr. (15 points, 11 rebounds), at Texas, 1/30/2016

Field Goals:

Made 10 FG in a game – Bryant McIntosh (10) vs. Northwestern, 3/16/2017

Made 11 FG in a game – Tyler Davis (11), vs. Texas A&M, 2/16/2017

Made 12 FG in a game – Desi Rodriguez (12) vs. Seton Hall, 11/24/2017

Made 13 FG in a game – Bobby Portis, at Arkansas (13), 1/10/15

Attempted 15 FG in a game – Dylan Windler (15), at Belmont, 11/13/2017

Attempted 16 FG in a game – Bryant McIntosh (16) vs. Northwestern, 3/16/2017

Attempted 17 FG in a game – Jaylen Barnford (17), vs. Arkansas, 3/11/2017

Attempted 18 FG in a game – Tyler Davis (18) vs. Texas A&M, 2/16/2017

Attempted 19 FG in a game – Jordan McLaughlin (12), vs. USC, 11/19/2017

Attempted 20 FG in a game – Desi Rodriguez (21) vs. Seton Hall, 11/24/2017

Attempted 25 FG in a game – Malik Monk (21) at Kentucky, 2/28/2017

Three-Pointers:

Made 5 3-pointers in a game – Jordan McLaughlin (5), vs. USC, 11/19/2017

Made 6 3-pointers in a game – Jamal Murray, vs. Kentucky (6), 2/27/16

Made 7 3-pointers in a game – Chandler Parsons (7) vs. Florida, 1/25/2009

Made 8 3-pointers in a game – Brian Sullivan (8) vs. Miami (OH), 1/2/2012

Attempted 10 3-pointers in a game – Jordan McLaughlin (11), vs. USC, 11/19/2017

Free Throws:

Made 10 FT in a game – Miles Bowman, Jr. (10) vs. High Point, 12/6/2016

Made 16 FT in a game – Ben Simmons (16), LSU, 1/2/2016

Made 17 FT in a game – Morris Almond (17) at Rice, 1/3/2007

Attempted 10 FT in a game – Edrice Adebayo (10), Malik Monk (10) at Kentucky, 2/28/2017

Attempted 13 FT in a game – Jared Brownridge (13) vs. Santa Clara, 11/25/16

Attempted 14 FT in a game – Johnny O'Bryant III, (14) at LSU, 1/18/14

Attempted 15 FT in a game – Ben Simmons (19), LSU, 1/2/2016

Rebounds:

10 Rebounds in a game – Dylan Windler (11), at Belmont, 11/13/2017

15 Rebounds in a game – Sebastian Saiz (16), vs. Ole Miss, 2/4/2017

18 Rebounds in a game – Daniel Northern (18) vs. Tennessee Tech, 12/20/2008

19 Rebounds in a game – Omar Samhan (19) at St. Mary's, 11/20/2009

20 Rebounds in a game – Roy Rogers (20) at Alabama, 1/3/1996

Assists

8 Assists – Alex Caruso (8) at Texas A&M, 3/5/16

9 Assists – John Wall (9) at Kentucky, 1/30/2010

10 Assists – Alex Caruso (10) at Texas A&M, 1/31/2015

11 Assists – Dee Bost (11) vs. Mississippi State, 3/11/2011

12 Assists – G.G. Smith (12) vs. Georgia, 2/3/1999

Blocks:

4 Blocked Shots – Ismael Sanogo (4) vs. Seton Hall, 11/24/2017

5 Blocked Shots – Karl-Anthony Towns, (7), at Kentucky, 1/20/15

6 Blocked Shots – Reggie Lynch, (6), vs. Minnesota, 12/3/16

7 Blocked Shots – A.J. Hammons, (7), at Purdue, 12/22/15

8 Blocked Shots – Jarvis Varnado (9) vs. Mississippi State, 2/3/2010

10 Blocked Shots – Sam Muldrow (10) at South Carolina, 1/8/2011

Steals:

5 Steals – Devon Baukman (5) vs. Tennessee, 3/10/2016

6 Steals – Jajuan Johnson (6) vs. Marquette, 11/11/2016

7 Steals – Aaron Lucas (7) at South Carolina, 1/19/2002

8 Steals – Steve Wojciechowski (8) at Duke, 11/22/1996

Two players with 3 steals – Bobby Portis (4), Rashad Madden (3) at Arkansas, 1/10/15

Minutes:

Played every minute – Admon Gilder vs. Texas A&M, 2/16/2017

Played over 40 minutes – Devin Robinson (41), vs. Florida, 3/10/17

Fouls:

Technical Foul – Bennie Boatwright, Nick Rakocevic, USC, 11/19/17

Fouled Out – Devonnte Holland, Radford, 11/28/2017

Three Players Fouled Out – Donte' Williams, Nemanja Djurjistic, John Florveus vs. Georgia, 1/14/2012

OPPONENT - TEAM

Scored 90 or more points at Memorial Gym – 90 vs. USC, 11/19/17 (USC 93, Vanderbilt 89)

Scored 100 or more points – 106 at Kentucky 3/5/2003 (L, 44-106)

Scored 110 or more points – 120 vs. Kentucky 2/7/1996 (L, 81-120)

Scored 120 or more points – 120 vs. Kentucky 2/7/1996 (L, 81-120)

Scored 130 or more points – Never

Scored Less than 50 points – 41 vs. Texas A&M, 3/9/17 (W, 66-41)

Scored Less than 40 points – 31 at Mississippi State, 2/23/2013 (W, 72-31)

Shot 50% or Better – .586 vs. Tennessee, 1/14/2017 (L, 75-87))

Shot 60% or Better – .612 at Florida (UF 82, VU 68), 2/21/2009

Shot 60% or Better from 3PT – .800 (12-15), vs. High Point, 12/6/2016

Shot less than 30% FG – .290 (18-62), at Tennessee, 2/22/2017 (W, 67-56)

Shot less than 15% from 3PT – .143 (2-14), vs. Texas A&M, 3/9/2017 (W, 66-41)

Held Opponent Without a 3-Pointer – vs. Nebraska, 11/18/10 (W, 59-49)

Shot 90% or Better from Free Throw Line – .93.8, vs. USC (15-16), 11/19/17

Shot less than 50% from Free Throw Line – .467, vs. Minnesota, 12/3/2016 (L, 52-56)

Attempted 30 FT – 33 vs. Ole Miss, 2/4/17

Attempted 40 FT – 42 at Mississippi State, 2/12/2007

Attempted 45 or More FT – 49 at South Carolina, 1/28/2009

Attempted five or less FT – 1 vs. Miami (OH), 1/2/2012

Made 30 FT – 32, at South Carolina, 1/28/2009

Made 0 FT – Georgia, 1/14/2009

Made 12 3PT – 12, vs. High Point, 12/6/2016

Made 15 3PT – 15, vs. Florida, 1/25/2009

Attempted 30 or more 3PT – 41 vs. Belmont, 11/15/16

Had 20 Turnovers – 20 vs. MTSU, 12/21/2012



LARRY AUSTIN, JR.

3

R-Junior, Guard
6'2" 185 lbs.
Springfield, Ill.
Xavier University

SEASON HIGHS

Points: 13, vs. USC (11/19/17)
FG Made: 5, vs. USC (11/19/17)
FG Atts: 9, vs. USC (11/19/17)
3FG Made:
3FG Atts: 1, vs. Austin Peay (11/10/17)
FT Made: 3, vs. USC (11/19/17)
FT Atts: 7, vs. USC (11/19/17)
Rebounds: 4, vs. USC (11/19/17)
Assists: 6, vs. USC (11/19/17)
Turnovers: 2, vs. USC (11/19/17)
Blocks:
Steals: 1, vs. UNC Asheville (11/17/17)
Minutes: 32, vs. USC (11/19/17)

CAREER HIGHS

Points: 13, vs. USC (11/19/17)
FG Made: 6, Wright State (12/8/15)
FG Atts: 9, vs. USC (11/19/17)
3FG Made:
3FG Atts: 1, vs. Alabama (11/26/15)
FT Made: 4, at DePaul (1/30/16)
FT Atts: 7, vs. USC (11/19/17)
Rebounds: 6, vs. Wright State (12/8/15)
Assists: 4, 2x, last at DePaul (1/30/16)
Turnovers: 3, 2x, last vs. W. Kentucky (12/5/15)
Blocks:
Steals: 3, vs. Missouri (11/17/15)
Minutes: 32, vs. USC (11/19/17)

MISCELLANEOUS

AUSTIN, JR. NOTEBOOK

- ✦ Scored career-high 13 points in overtime loss to USC.
- ✦ Transferred from Xavier in the spring of 2016; redshirted the 2016-17 season after transferring.
- ✦ Scored a career-high 12 points to go with five rebounds and four assists in 17 minutes at DePaul on Jan. 30 ... Averaged 9.8 minutes per game as the backup point guard ... Scored six points in 11 minutes at St. John's on Jan. 6 ... Contributed four points and three assists in 12 minutes vs. USC on Nov. 27.
- ✦ 2014 Class 3A unanimous First Team All-State selection by the Associated Press, Chicago Tribune and Chicago Sun-Times at Lanphier High School.
- ✦ Larry Austin, Jr...February 18, 1996...Son of Larry, Sr. and Christa Austin...Siblings are Terrian, Trinere, Tiera, Deandre, and Nick...Majoring in Sociology...Advice to youngsters: "Stay in School."

AUSTIN, JR. GAME-BY-GAME (JUNIOR)

| Opponent | M | FG-A | 3P-A | FT-A | Reb | PF | A | T | B | S | PTS |
|---------------------|----|------|------|------|-----|----|---|---|---|---|-----|
| N10 Austin Peay* | 20 | 1-4 | 0-1 | 0-2 | 3 | 1 | 2 | 1 | 0 | 0 | 2 |
| N13 @Belmont* | 10 | 1-2 | 0-0 | 0-0 | 1 | 0 | 0 | 0 | 0 | 0 | 2 |
| N17 UNC Asheville | 18 | 0-2 | 0-0 | 2-4 | 1 | 1 | 2 | 0 | 0 | 1 | 2 |
| N19 USC | 32 | 5-9 | 0-0 | 3-7 | 4 | 4 | 6 | 2 | 0 | 0 | 13 |
| N23 vs. Virginia | 21 | 2-6 | 0-0 | 1-2 | 5 | 2 | 0 | 1 | 0 | 1 | 5 |
| N24 Seton Hall* | 16 | 0-3 | 0-1 | 0-0 | 1 | 3 | 2 | 3 | 0 | 0 | 0 |
| N28 Radford | 4 | 0-1 | 0-0 | 0-0 | 0 | 1 | 0 | 0 | 0 | 0 | 0 |
| D3 Kansas State | | | | | | | | | | | |
| D6 Middle Tennessee | | | | | | | | | | | |
| D17 @Arizona State | | | | | | | | | | | |
| D20 Houston Baptist | | | | | | | | | | | |
| D22 Alcorn State | | | | | | | | | | | |
| D30 @Florida | | | | | | | | | | | |
| J2 Alabama | | | | | | | | | | | |
| J6 @South Carolina | | | | | | | | | | | |
| J9 Tennessee | | | | | | | | | | | |
| J13 Kentucky | | | | | | | | | | | |
| J16 @Miss. State | | | | | | | | | | | |
| J20 LSU | | | | | | | | | | | |
| J23 @Tennessee | | | | | | | | | | | |
| J27 TCU | | | | | | | | | | | |
| J30 @Kentucky | | | | | | | | | | | |
| F3 @Auburn | | | | | | | | | | | |
| F7 Georgia | | | | | | | | | | | |
| F10 @Arkansas | | | | | | | | | | | |
| F14 Miss. State | | | | | | | | | | | |
| F17 Florida | | | | | | | | | | | |
| F20 @LSU | | | | | | | | | | | |
| F24 Texas A&M | | | | | | | | | | | |
| F27 Missouri | | | | | | | | | | | |
| M3 @Ole Miss | | | | | | | | | | | |

Austin's Overall Statistics

| Year | GP | GS | Min | Avg | FG | FGA | Pct | 3FG | 3FGA | Pct | FT | FTA | Pct | Off | Def | Tot | Avg | PF | FO | Ast | TO | Blk | Stl | Pts | Avg |
|--------------|-----------|----------|------------|------------|-----------|-----------|-------------|----------|----------|-------------|-----------|-----------|-------------|-----------|-----------|-----------|------------|-----------|----------|-----------|-----------|----------|-----------|------------|------------|
| 2014-15* | 26 | 1 | 111 | 4.3 | 7 | 14 | .500 | 0 | 0 | .000 | 3 | 4 | .750 | 1 | 10 | 11 | 0.4 | 15 | 0 | 6 | 11 | 0 | 5 | 17 | 0.7 |
| 2015-16* | 34 | 0 | 334 | 9.8 | 21 | 52 | .404 | 0 | 1 | .000 | 20 | 32 | .625 | 8 | 30 | 38 | 1.1 | 40 | 0 | 39 | 26 | 0 | 19 | 62 | 1.8 |
| 2017-18 | 7 | 3 | 121 | 17.3 | 9 | 27 | .333 | 0 | 2 | .000 | 6 | 15 | .400 | 3 | 12 | 15 | 2.1 | 12 | 0 | 12 | 7 | 0 | 2 | 24 | 3.4 |
| TOTAL | 67 | 4 | 566 | 8.4 | 37 | 93 | .398 | 0 | 3 | .000 | 29 | 51 | .569 | 12 | 52 | 64 | 1.0 | 67 | 0 | 57 | 44 | 0 | 26 | 103 | 1.5 |



DJERY BAPTISTE

12

R-Sophomore, Center
6'10" 235 lbs.
Gonaives, Haiti
Prestonwood Christian HS

SEASON HIGHS

Points: 13, vs. UNC Asheville (11/17/17)
FG Made: 5, vs. UNC Asheville (11/17/17)
FG Atts: 6, vs. UNC Asheville (11/17/17)
3FG Made:
3FG Atts:
FT Made: 5, vs. USC (11/19/17)
FT Atts: 6, vs. USC (11/19/17)
Rebounds: 8, vs. UNC Asheville (11/17/17)
Assists: 1, 2x, last vs. UNC Asheville (11/17/17)
Turnovers: 2, 4x, last vs. Radford (11/28/17)
Steals: 2, vs. Austin Peay (11/10/17)
Minutes: 34, vs. USC (11/19/17)

CAREER HIGHS

Points: 13, vs. UNC Asheville (11/17/17)
FG Made: 5, vs. UNC Asheville (11/17/17)
FG Atts: 6, vs. UNC Asheville (11/17/17)
3FG Made:
3FG Atts:
FT Made: 5, vs. USC (11/19/17)
FT Atts: 6, 2x, last vs. USC (11/19/17)
Rebounds: 8, vs. UNC Asheville (11/17/17)
Assists: 1, 3x, last vs. UNC Asheville (11/17/17)
Turnovers: 2, 8x, last vs. Seton Hall (11/24/17)
Blocks: 3, vs. Norfolk St. (11/18/16)
Steals: 2, vs. Austin Peay (11/10/17)
Minutes: 34, vs. USC (11/19/17)

MISCELLANEOUS

BAPTISTE NOTEBOOK

- ✪ Tallied career highs in points (13), field goals made (5), rebounds (8), and minutes played (25) in win over UNC Asheville; played career-high 34 minutes vs. USC - scored nine points and had seven rebounds.
- ✪ Played in all 35 games and made one start in 2016-17. Averaged 1.8 points and 1.9 rebounds per game.
- ✪ Tied a career high with eight points in win over Miss. State.
- ✪ Made first career-start vs. Butler.
- ✪ Tallied career-high eight points and three rebounds vs. Belmont; had 7 points and 7 rebounds vs. Norfolk St.
- ✪ Redshirted the 2015-16 season.
- ✪ Signed with the Commodores in November of 2014...Chose the Commodores over UConn, SMU, Oregon, and USC, and was ranked the eighth-best player in the state of Texas according to ESPN.
- ✪ Originally from Haiti, Baptiste is one of the most physically impressive prospects in the 2015 class. He speaks four languages and hopes to one day be a diplomat in his native country.
- ✪ Attended the Prestonwood Christian Academy in Plano, Texas, where he averaged 10 points, 10 rebounds, three blocks, two assists, and one steal in his senior season...Helped lead his Lion teams to four consecutive state championships...Named his team's Defensive Player of the Year in his senior season.
- ✪ Djery Jean Baptiste...November 12, 1995...Son of Hebert Jean Baptiste and Wislonde Destin...Plans to major in Public Policy and Linguistics...Recipient of the Myer Family Men's Basketball Scholarship...Advice to youngsters: "Seek God."

BAPTISTE GAME-BY-GAME (SOPHOMORE)

| Opponent | M | FG-A | 3P-A | FT-A | Reb | PF | A | T | B | S | PTS |
|---------------------|----|------|------|------|-----|----|---|---|---|---|-----|
| N10 Austin Peay* | 12 | 1-1 | 0-0 | 0-0 | 4 | 4 | 1 | 2 | 0 | 2 | 2 |
| N13 @Belmont* | 13 | 0-2 | 0-0 | 1-2 | 4 | 4 | 0 | 2 | 1 | 0 | 1 |
| N17 UNC Asheville | 25 | 5-6 | 0-0 | 3-4 | 8 | 4 | 1 | 2 | 1 | 0 | 13 |
| N19 USC | 34 | 2-2 | 0-0 | 5-6 | 7 | 3 | 0 | 1 | 0 | 0 | 9 |
| N23 vs. Virginia | 20 | 1-1 | 0-0 | 3-4 | 6 | 1 | 1 | 0 | 0 | 0 | 3 |
| N24 Seton Hall | 15 | 0-1 | 0-0 | 2-2 | 2 | 5 | 0 | 2 | 0 | 0 | 2 |
| N28 Radford* | 31 | 3-5 | 0-0 | 2-3 | 3 | 0 | 0 | 0 | 1 | 0 | 8 |
| D3 Kansas State | | | | | | | | | | | |
| D6 Middle Tennessee | | | | | | | | | | | |
| D17 @Arizona State | | | | | | | | | | | |
| D20 Houston Baptist | | | | | | | | | | | |
| D22 Alcorn State | | | | | | | | | | | |
| D30 @Florida | | | | | | | | | | | |
| J2 Alabama | | | | | | | | | | | |
| J6 @South Carolina | | | | | | | | | | | |
| J9 Tennessee | | | | | | | | | | | |
| J13 Kentucky | | | | | | | | | | | |
| J16 @Miss. State | | | | | | | | | | | |
| J20 LSU | | | | | | | | | | | |
| J23 @Tennessee | | | | | | | | | | | |
| J27 TCU | | | | | | | | | | | |
| J30 @Kentucky | | | | | | | | | | | |
| F3 @Auburn | | | | | | | | | | | |
| F7 Georgia | | | | | | | | | | | |
| F10 @Arkansas | | | | | | | | | | | |
| F14 Miss. State | | | | | | | | | | | |
| F17 Florida | | | | | | | | | | | |
| F20 @LSU | | | | | | | | | | | |
| F24 Texas A&M | | | | | | | | | | | |
| F27 Missouri | | | | | | | | | | | |
| M3 @Ole Miss | | | | | | | | | | | |

Baptiste's Overall Statistics at Vanderbilt

| Year | GP | GS | Min | Avg | FG | FGA | Pct | 3FG | 3FGA | Pct | FT | FTA | Pct | Off | Def | Tot | Avg | PF | FO | Ast | TO | Blk | Stl | Pts | Avg |
|--------------|-----------|----------|------------|-------------|-----------|-----------|-------------|----------|----------|-------------|-----------|-----------|-------------|-----------|-----------|-----------|------------|-----------|----------|----------|-----------|-----------|----------|------------|------------|
| 2016-17 | 35 | 1 | 275 | 7.9 | 25 | 48 | .521 | 0 | 0 | .000 | 13 | 20 | .650 | 25 | 40 | 65 | 1.9 | 59 | 0 | 1 | 24 | 14 | 4 | 63 | 1.8 |
| 2017-18 | 7 | 3 | 150 | 21.4 | 12 | 18 | .667 | 0 | 0 | .000 | 16 | 21 | .762 | 13 | 21 | 34 | 4.9 | 21 | 1 | 2 | 9 | 4 | 2 | 40 | 5.7 |
| TOTAL | 42 | 4 | 425 | 10.1 | 37 | 66 | .561 | 0 | 0 | .000 | 29 | 41 | .707 | 38 | 61 | 99 | 2.4 | 80 | 1 | 3 | 33 | 18 | 6 | 103 | 2.5 |

Baptiste's SEC Statistics at Vanderbilt

| Year | GP | GS | Min | Avg | FG | FGA | Pct | 3FG | 3FGA | Pct | FT | FTA | Pct | Off | Def | Tot | Avg | PF | FO | Ast | TO | Blk | Stl | Pts | Avg |
|--------------|-----------|----------|------------|------------|----------|-----------|-------------|----------|----------|-------------|----------|----------|-------------|-----------|-----------|-----------|------------|-----------|----------|----------|----------|----------|----------|-----------|------------|
| 2016-17 | 18 | 0 | 118 | 6.6 | 9 | 16 | .563 | 0 | 0 | .000 | 5 | 8 | .625 | 11 | 18 | 29 | 1.6 | 28 | 0 | 0 | 9 | 5 | 2 | 23 | 1.3 |
| TOTAL | 18 | 0 | 118 | 6.6 | 9 | 16 | .563 | 0 | 0 | .000 | 5 | 8 | .625 | 11 | 18 | 29 | 1.6 | 28 | 0 | 0 | 9 | 5 | 2 | 23 | 1.3 |



CLEVON BROWN

15

Sophomore, Forward
6'8" 233 lbs.
San Antonio, Texas
Churchill HS

SEASON HIGHS

- Points:** 13, vs. Austin Peay (11/10/17)
- FG Made:** 6, vs. Austin Peay (11/10/17)
- FG Atts:** 11, vs. Austin Peay (11/10/17)
- 3FG Made:**
- 3FG Atts:** 3, vs. Austin Peay (11/10/17)
- FT Made:** 1, vs. Austin Peay (11/10/17)
- FT Atts:** 2, vs. USC (11/19/17)
- Rebounds:** 6, vs. Austin Peay (11/10/17)
- Assists:** 1, vs. Virginia (11/23/17)
- Turnovers:** 1, 2x, last vs. Radford (11/28/17)
- Blocks:** 3, vs. Austin Peay (11/10/17)
- Steals:** 2, vs. Austin Peay (11/10/17)
- Minutes:** 25, vs. Austin Peay (11/10/17)

CAREER HIGHS

- Points:** 13, vs. Austin Peay (11/10/17)
- FG Made:** 6, vs. Austin Peay (11/10/17)
- FG Atts:** 11, vs. Austin Peay (11/10/17)
- 3FG Made:** 2, 2x, last at Missouri (2/11/17)
- 3FG Atts:** 3, 2x, at Missouri (2/11/17)
- FT Made:** 2, vs. Texas A&M (2/16/17)
- FT Atts:** 4, vs. Texas A&M (2/16/17)
- Rebounds:** 6, 2x, last vs. Austin Peay (11/10/17)
- Assists:** 1, 3x, last vs. Virginia (11/23/17)
- Turnovers:** 3, vs. South Carolina (2/18/17)
- Blocks:** 3, 2x, last vs. Austin Peay (11/10/17)
- Steals:** 2, vs. Austin Peay (11/10/17)
- Minutes:** 25, vs. Austin Peay (11/10/17)

MISCELLANEOUS

BROWN NOTEBOOK

- ✪ Made first career start against Seton Hall.
- ✪ Scored a career-high 13 points in win over Austin Peay. Also set new career bests in field goals made and steals, and tied a career high in rebounds and blocks.
- ✪ Played in 34 games and averaged 1.6 points and 1.5 rebounds per game as a freshman.
- ✪ Blocked career-high three shots vs. South Carolina.
- ✪ Had career-high eight points, six rebounds, and two blocks at Missouri.
- ✪ Tied a then-career high with six points at Texas A&M. Grabbed a career-high five rebounds against the Aggies.
- ✪ Signed with the Commodores in November of 2015.
- ✪ Made career debut vs. Marquette, scored five points against Golden Eagles; scored career-high six points vs. Norfolk State.
- ✪ Was ranked as the 9th-best player in the state of Texas by Texas Hoops, and the 126th-ranked player nationally by Rivals.com.
- ✪ Ranked as the 26th-ranked power forward in the country by Scout.com, he also received offers from Texas, Illinois, Notre Dame, and Auburn.

BROWN GAME-BY-GAME (SOPHOMORE)

| Opponent | M | FG-A | 3P-A | FT-A | Reb | PF | A | T | B | S | PTS |
|---------------------|----|------|------|------|-----|----|---|---|---|---|-----|
| N10 Austin Peay | 25 | 6-11 | 0-3 | 1-1 | 5 | 2 | 0 | 0 | 3 | 2 | 13 |
| N13 @Belmont | 11 | 0-2 | 0-2 | 0-1 | 1 | 1 | 0 | 0 | 0 | 0 | 0 |
| N17 UNC Asheville | 7 | 1-1 | 0-0 | 0-0 | 0 | 2 | 0 | 1 | 2 | 0 | 2 |
| N19 USC | 3 | 0-1 | 0-0 | 1-2 | 1 | 0 | 0 | 0 | 0 | 0 | 1 |
| N23 vs. Virginia | 12 | 1-3 | 1-2 | 0-0 | 2 | 1 | 1 | 0 | 0 | 0 | 5 |
| N24 vs. Seton Hall* | 11 | 1-3 | 0-2 | 0-0 | 0 | 1 | 0 | 1 | 1 | 0 | 2 |
| N28 Radford | 9 | 2-3 | 0-1 | 0-2 | 4 | 1 | 0 | 1 | 1 | 0 | 4 |
| D3 Kansas State | | | | | | | | | | | |
| D6 Middle Tennessee | | | | | | | | | | | |
| D17 @Arizona State | | | | | | | | | | | |
| D20 Houston Baptist | | | | | | | | | | | |
| D22 Alcorn State | | | | | | | | | | | |
| D30 @Florida | | | | | | | | | | | |
| J2 Alabama | | | | | | | | | | | |
| J6 @South Carolina | | | | | | | | | | | |
| J9 Tennessee | | | | | | | | | | | |
| J13 Kentucky | | | | | | | | | | | |
| J16 @Miss. State | | | | | | | | | | | |
| J20 LSU | | | | | | | | | | | |
| J23 @Tennessee | | | | | | | | | | | |
| J27 TCU | | | | | | | | | | | |
| J30 @Kentucky | | | | | | | | | | | |
| F3 @Auburn | | | | | | | | | | | |
| F7 Georgia | | | | | | | | | | | |
| F10 @Arkansas | | | | | | | | | | | |
| F14 Miss. State | | | | | | | | | | | |
| F17 Florida | | | | | | | | | | | |
| F20 @LSU | | | | | | | | | | | |
| F24 Texas A&M | | | | | | | | | | | |
| F27 Missouri | | | | | | | | | | | |
| M3 @Ole Miss | | | | | | | | | | | |

| Brown's Overall Statistics at Vanderbilt | | | | | | | | | | | | | | | | | | | | | | | | | |
|--|-----------|----------|------------|------------|-----------|-----------|-------------|----------|-----------|-------------|----------|-----------|-------------|-----------|-----------|-----------|------------|-----------|----------|----------|-----------|-----------|----------|-----------|------------|
| Year | GP | GS | Min | Avg | FG | FGA | Pct | 3FG | 3FGA | Pct | FT | FTA | Pct | Off | Def | Tot | Avg | PF | FO | Ast | TO | Blk | Stl | Pts | Avg |
| 2016-17 | 34 | 0 | 258 | 7.6 | 20 | 51 | .392 | 8 | 27 | .296 | 7 | 12 | .583 | 16 | 34 | 50 | 1.5 | 35 | 0 | 3 | 16 | 14 | 1 | 55 | 1.6 |
| 2017-18 | 7 | 1 | 78 | 11.1 | 11 | 24 | .458 | 1 | 10 | .100 | 2 | 6 | .333 | 6 | 7 | 13 | 1.9 | 8 | 0 | 1 | 3 | 7 | 2 | 25 | 3.6 |
| TOTAL | 41 | 1 | 336 | 8.2 | 31 | 75 | .413 | 9 | 37 | .243 | 9 | 18 | .500 | 22 | 41 | 63 | 1.5 | 43 | 0 | 4 | 19 | 21 | 3 | 80 | 2.0 |

| Brown's SEC Statistics at Vanderbilt | | | | | | | | | | | | | | | | | | | | | | | | | |
|--------------------------------------|-----------|----------|------------|------------|-----------|-----------|-------------|----------|-----------|-------------|----------|----------|-------------|----------|-----------|-----------|------------|-----------|----------|----------|----------|----------|----------|-----------|------------|
| Year | GP | GS | Min | Avg | FG | FGA | Pct | 3FG | 3FGA | Pct | FT | FTA | Pct | Off | Def | Tot | Avg | PF | FO | Ast | TO | Blk | Stl | Pts | Avg |
| 2016-17 | 17 | 0 | 118 | 6.9 | 10 | 24 | .417 | 3 | 12 | .250 | 3 | 7 | .429 | 8 | 15 | 23 | 1.4 | 17 | 0 | 2 | 7 | 9 | 0 | 26 | 1.5 |
| TOTAL | 17 | 0 | 118 | 6.9 | 10 | 24 | .417 | 3 | 12 | .250 | 3 | 7 | .429 | 8 | 15 | 23 | 1.4 | 17 | 0 | 2 | 7 | 9 | 0 | 26 | 1.5 |



MAXWELL EVANS

10 Freshman, Guard
6'2" 186 lbs.
Houston, Texas
Bellaire HS

SEASON HIGHS

Points: 5, 2x, last vs. Virginia (11/23/17)
FG Made: 2, 2x, last vs. Virginia (11/23/17)
FG Atts: 5, vs. Seton Hall (11/24/17)
3FG Made: 1, 2x, last vs. Virginia (11/23/17)
3FG Atts: 2, 3x, last vs. Seton Hall (11/24/17)
FT Made:
FT Atts:
Rebounds: 4, vs. Virginia (11/23/17)
Assists: 2, 2x, last vs. Virginia (11/23/17)
Turnovers: 2, vs. Virginia (11/23/17)
Blocks:
Steals: 1, 2x, last vs. Virginia (11/23/17)
Minutes: 16, vs. Seton Hall (11/24/17)

CAREER HIGHS

Points: 5, 2x, last vs. Virginia (11/23/17)
FG Made: 2, 2x, last vs. Virginia (11/23/17)
FG Atts: 5, vs. Seton Hall (11/24/17)
3FG Made: 1, 2x, last vs. Virginia (11/23/17)
3FG Atts: 2, 3x, last vs. Seton Hall (11/24/17)
FT Made:
FT Atts:
Rebounds: 4, vs. Virginia (11/23/17)
Assists: 2, 2x, last vs. Virginia (11/23/17)
Turnovers: 2, vs. Virginia (11/23/17)
Blocks:
Steals: 1, 2x, last vs. Virginia (11/23/17)
Minutes: 16, vs. Seton Hall (11/24/17)

MISCELLANEOUS

EVANS NOTEBOOK

- ✪ Made first start of his career vs. Seton Hall.
- ✪ Scored five points against Virginia.
- ✪ 6'2 guard from Bellaire High School in Houston, Texas, was the number 16-ranked prospect in the state of Texas and 247sports.com ranked him as the 11th-ranked combo guard nationally at the end of his junior season.
- ✪ Chose the Commodores over Purdue, Northwestern, and Kansas State.
- ✪ Four-year starter and captain who averaged 32.7 points, 7.1 rebounds, 6.5 assists, 3.2 steals, and 2.0 blocks as a senior at Bellaire, where he played for coach Bruce Glover.
- ✪ Son of Carlis and Sharon...Is a triplet with sisters Megan and Maya, who each play volleyball at Tennessee State...Also has an older brother Denzel, who is a running back at the University of Kansas...Advice to young people: "Always work hard on what you want to achieve."

EVANS GAME-BY-GAME (FRESHMAN)

| Opponent | M | FG-A | 3P-A | FT-A | Reb | PF | A | T | B | S | PTS |
|---------------------|-----|------|------|------|-----|----|---|---|---|---|-----|
| N10 Austin Peay | 15 | 2-4 | 1-2 | 0-0 | 2 | 1 | 0 | 1 | 0 | 0 | 5 |
| N13 @Belmont | 5 | 0-1 | 0-0 | 0-0 | 0 | 1 | 0 | 0 | 0 | 0 | 0 |
| N17 UNC Asheville | 5 | 0-0 | 0-0 | 0-0 | 0 | 1 | 2 | 0 | 0 | 0 | 0 |
| N19 USC | 2 | 0-0 | 0-0 | 0-0 | 0 | 1 | 0 | 1 | 0 | 1 | 0 |
| N23 vs. Virginia | 13 | 2-4 | 1-2 | 0-0 | 4 | 1 | 2 | 2 | 0 | 1 | 5 |
| N24 vs. Seton Hall | 16 | 1-5 | 0-2 | 0-0 | 2 | 0 | 0 | 0 | 0 | 0 | 2 |
| N28 Radford | DNP | | | | | | | | | | |
| D3 Kansas State | | | | | | | | | | | |
| D6 Middle Tennessee | | | | | | | | | | | |
| D17 @Arizona State | | | | | | | | | | | |
| D20 Houston Baptist | | | | | | | | | | | |
| D22 Alcorn State | | | | | | | | | | | |
| D30 @Florida | | | | | | | | | | | |
| J2 Alabama | | | | | | | | | | | |
| J6 @South Carolina | | | | | | | | | | | |
| J9 Tennessee | | | | | | | | | | | |
| J13 Kentucky | | | | | | | | | | | |
| J16 @Miss. State | | | | | | | | | | | |
| J20 LSU | | | | | | | | | | | |
| J23 @Tennessee | | | | | | | | | | | |
| J27 TCU | | | | | | | | | | | |
| J30 @Kentucky | | | | | | | | | | | |
| F3 @Auburn | | | | | | | | | | | |
| F7 Georgia | | | | | | | | | | | |
| F10 @Arkansas | | | | | | | | | | | |
| F14 Miss. State | | | | | | | | | | | |
| F17 Florida | | | | | | | | | | | |
| F20 @LSU | | | | | | | | | | | |
| F24 Texas A&M | | | | | | | | | | | |
| F27 Missouri | | | | | | | | | | | |
| M3 @Ole Miss | | | | | | | | | | | |

| Year | GP | GS | Min | Avg | FG | FGA | Pct | 3FG | 3FGA | Pct | FT | FTA | Pct | Off | Def | Tot | Avg | PF | FO | Ast | TO | Blk | Stl | Pts | Avg |
|--------------|----------|----------|-----------|------------|----------|-----------|-------------|----------|----------|-------------|----------|----------|-------------|----------|----------|----------|------------|----------|----------|----------|----------|----------|----------|-----------|------------|
| 2017-18 | 6 | 1 | 56 | 9.3 | 5 | 14 | .357 | 2 | 6 | .333 | 0 | 0 | .000 | 1 | 7 | 8 | 1.3 | 5 | 0 | 4 | 4 | 0 | 2 | 12 | 2.0 |
| TOTAL | 6 | 1 | 56 | 9.3 | 5 | 14 | .357 | 2 | 6 | .333 | 0 | 0 | .000 | 1 | 7 | 8 | 1.3 | 5 | 0 | 4 | 4 | 0 | 2 | 12 | 2.0 |



MATTHEW FISHER-DAVIS

5

Junior, Guard
6'5" 185 lbs.
Charlotte, N.C.
Butler HS

SEASON HIGHS

- Points:** 31, vs. USC (11/19/17)
- FG Made:** 9, vs. USC (11/19/17)
- FG Atts:** 18, vs. USC (11/19/17)
- 3FG Made:** 6, vs. USC (11/19/17)
- 3FG Atts:** 13, vs. USC (11/19/17)
- FT Made:** 7, vs. USC (11/19/17)
- FT Atts:** 8, vs. USC (11/19/17)
- Rebounds:** 11, vs. USC (11/19/17)
- Assists:** 3, vs. Radford (11/28/17)
- Turnovers:** 2, 2x, last vs. Radford (11/28/17)
- Blocks:**
- Steals:** 2, 3x, last vs. Seton Hall (11/24/17)
- Minutes:** 38, vs. USC (11/19/17)

CAREER HIGHS

- Points:** 33, vs. Auburn (1/4/17)
- FG Made:** 11, vs. Auburn (1/4/17)
- FG Atts:** 20, vs. Auburn (1/4/17)
- 3FG Made:** 7, vs. Auburn (1/4/17)
- 3FG Atts:** 14, vs. Auburn (1/4/17)
- FT Made:** 9, 3x, last vs. Kentucky (1/10/17)
- FT Atts:** 12, at LSU (12/29/16)
- Rebounds:** 11, 2x, last vs. USC (11/19/17)
- Assists:** 7, vs. Dayton (12/9/15)
- Turnovers:** 5, at Stanford (3/24/15)
- Blocks:** 4, vs. S. Dakota St. (3/20/15)
- Steals:** 3, vs. Gardner-Webb (11/16/15)
- Minutes:** 41, at Arkansas (1/5/16)

MISCELLANEOUS

| | 2017-18 | Career |
|-------------------|---------|--------|
| Double-Digit Pts. | 3 | 55 |
| 3+ Threes | 17 | 46 |
| Double-Double | 1 | 2 |

FISHER-DAVIS NOTEBOOK

- ☛ Scored 31 points and added 11 rebounds vs. USC, first 30-10 game for Commodores since A.J. Ogilvy (33 points, 10 rebounds at LSU, 3/4/09). It marked the 2nd 30+ game of his career.
- ☛ Played in 34 games and started 22 as a junior...Led the team in scoring with 13.9 points per game, Fisher-Davis finished sixth in 3FG% in all games (37.2%) and second in threes made (2.5).
- ☛ Scored 20 or more points in nine career games, and scored in double figures in 24 games in 2016-17.
- ☛ Eclipsed the 1,000-point barrier in his career against Arkansas - became 47th VU player to do so.
- ☛ Tallied a career-high 33 points vs. Auburn - made seven threes, first Commodore to make seven three's in a game since John Jenkins made seven against Lafayette on December 21, 2011.
- ☛ Started 28 games and played in 32 contests in 2015-16. Scored in double figures in 17 games in 2015-16. Made three or more threes in 17 games.
- ☛ Finished the season first in the SEC in three-point field goal percentage at 44.6% as a sophomore.
- ☛ Finished 2014-15 as the SEC's freshman leader in three-pointers made (2.1, 6th in conference) and was second in three-point percentage in all games (.401). In league games only, Fisher-Davis was fifth in threes made (2.2) and fourth in three-point percentage (.402).
- ☛ Scored a career-high 18 points at Stanford in NIT Quarterfinals on a career-high six made threes.
- ☛ 6'5 guard considered one of best shooters in 2014 class...Shot 67.5% from the floor, 49.1% from three, and 96% from the free throw line in his senior season at Butler HS.
- ☛ Averaged 22 points, 13 rebounds, five assists, two steals and two blocks per game as a senior, and was named the SW4A Player of the Year and as a member of the Charlotte Observer's All-Observer team.

FISHER-DAVIS GAME-BY-GAME (SENIOR)

| Opponent | M | FG-A | 3P-A | FT-A | Reb | PF | A | T | B | S | PTS |
|---------------------|-----|------|------|------|-----|----|---|---|---|---|-----|
| N10 Austin Peay | DNP | | | | | | | | | | |
| N13 @Belmont* | 22 | 0-6 | 0-3 | 6-6 | 4 | 3 | 0 | 0 | 0 | 2 | 6 |
| N17 UNC Asheville* | 33 | 5-13 | 2-8 | 5-5 | 4 | 2 | 1 | 2 | 0 | 1 | 17 |
| N19 USC* | 38 | 9-18 | 6-13 | 7-8 | 11 | 4 | 1 | 1 | 0 | 2 | 31 |
| N23 vs. Virginia* | 24 | 3-9 | 2-4 | 3-6 | 3 | 4 | 1 | 0 | 0 | 0 | 11 |
| N24 vs. Seton Hall | 24 | 2-9 | 0-5 | 0-0 | 8 | 3 | 0 | 1 | 0 | 2 | 4 |
| N28 Radford | 29 | 3-11 | 1-9 | 0-0 | 6 | 4 | 3 | 2 | 0 | 1 | 7 |
| D3 Kansas State | | | | | | | | | | | |
| D6 Middle Tennessee | | | | | | | | | | | |
| D17 @Arizona State | | | | | | | | | | | |
| D20 Houston Baptist | | | | | | | | | | | |
| D22 Alcorn State | | | | | | | | | | | |
| D30 @Florida | | | | | | | | | | | |
| J2 Alabama | | | | | | | | | | | |
| J6 @South Carolina | | | | | | | | | | | |
| J9 Tennessee | | | | | | | | | | | |
| J13 Kentucky | | | | | | | | | | | |
| J16 @Miss. State | | | | | | | | | | | |
| J20 LSU | | | | | | | | | | | |
| J23 @Tennessee | | | | | | | | | | | |
| J27 TCU | | | | | | | | | | | |
| J30 @Kentucky | | | | | | | | | | | |
| F3 @Auburn | | | | | | | | | | | |
| F7 Georgia | | | | | | | | | | | |
| F10 @Arkansas | | | | | | | | | | | |
| F14 Miss. State | | | | | | | | | | | |
| F17 Florida | | | | | | | | | | | |
| F20 @LSU | | | | | | | | | | | |
| F24 Texas A&M | | | | | | | | | | | |
| F27 Missouri | | | | | | | | | | | |
| M3 @Ole Miss | | | | | | | | | | | |

Fisher-Davis' Overall Statistics at Vanderbilt

| Year | GP | GS | Min | Avg | FG | FGA | Pct | 3FG | 3FGA | Pct | FT | FTA | Pct | Off | Def | Tot | Avg | PF | FO | Ast | TO | Blk | Stl | Pts | Avg |
|--------------|------------|-----------|-------------|-------------|------------|------------|-------------|------------|------------|-------------|------------|------------|-------------|-----------|------------|------------|------------|------------|----------|------------|------------|-----------|-----------|-------------|-------------|
| 2014-15 | 34 | 11 | 777 | 22.9 | 80 | 228 | .351 | 71 | 177 | .401 | 15 | 21 | .714 | 16 | 63 | 79 | 2.3 | 55 | 0 | 46 | 31 | 16 | 13 | 246 | 7.2 |
| 2015-16 | 32 | 28 | 877 | 27.4 | 102 | 236 | .432 | 79 | 177 | .446 | 27 | 36 | .750 | 12 | 103 | 115 | 3.6 | 50 | 1 | 36 | 27 | 9 | 15 | 310 | 9.7 |
| 2016-17 | 34 | 22 | 947 | 27.9 | 145 | 359 | .404 | 84 | 226 | .372 | 98 | 121 | .810 | 11 | 98 | 109 | 3.2 | 70 | 3 | 35 | 52 | 8 | 21 | 472 | 13.9 |
| 2017-18 | 6 | 4 | 170 | 28.3 | 22 | 66 | .333 | 11 | 42 | .262 | 21 | 25 | .840 | 7 | 29 | 36 | 6.0 | 20 | 0 | 6 | 6 | 0 | 8 | 76 | 12.7 |
| TOTAL | 106 | 65 | 2771 | 26.1 | 349 | 889 | .393 | 245 | 622 | .394 | 161 | 203 | .793 | 46 | 293 | 339 | 3.2 | 195 | 4 | 123 | 116 | 33 | 57 | 1104 | 10.4 |

Fisher-Davis' SEC Statistics at Vanderbilt

| Year | GP | GS | Min | Avg | FG | FGA | Pct | 3FG | 3FGA | Pct | FT | FTA | Pct | Off | Def | Tot | Avg | PF | FO | Ast | TO | Blk | Stl | Pts | Avg |
|--------------|-----------|-----------|-------------|-------------|------------|------------|-------------|------------|------------|-------------|-----------|-----------|-------------|-----------|------------|------------|------------|-----------|----------|-----------|-----------|-----------|-----------|------------|-------------|
| 2014-15 | 18 | 7 | 429 | 23.8 | 45 | 127 | .354 | 39 | 97 | .402 | 7 | 11 | .636 | 9 | 36 | 45 | 2.5 | 27 | 0 | 26 | 17 | 7 | 7 | 136 | 7.6 |
| 2015-16 | 17 | 14 | 491 | 28.9 | 57 | 130 | .438 | 44 | 101 | .436 | 18 | 24 | .750 | 5 | 48 | 53 | 3.1 | 26 | 1 | 21 | 15 | 4 | 7 | 176 | 10.4 |
| 2016-17 | 17 | 9 | 454 | 26.7 | 67 | 174 | .385 | 38 | 113 | .336 | 45 | 60 | .750 | 4 | 52 | 56 | 3.3 | 40 | 2 | 16 | 25 | 3 | 9 | 217 | 12.8 |
| TOTAL | 52 | 30 | 1374 | 26.4 | 169 | 431 | .392 | 121 | 311 | .389 | 70 | 95 | .737 | 18 | 136 | 154 | 3.0 | 93 | 3 | 63 | 57 | 14 | 23 | 529 | 10.2 |



RILEY LACHANCE

13 Senior, Guard
6'2" 185 lbs.
Brookfield, Wis.
Brookfield HS

SEASON HIGHS

Points: 27, vs. Radford (11/28/17)
FG Made: 7, 2x, last vs. Radford (11/28/17)
FG Atts: 14, vs. USC (11/19/17)
3FG Made: 4, 2x, last vs. USC (11/19/17)
3FG Atts: 7, vs. UNC Asheville (11/17/17)
FT Made: 10, vs. Radford (11/28/17)
FT Atts: 10, vs. Radford (11/28/17)
Rebounds: 5, vs. Radford (11/28/17)
Assists: 4, 3x, last vs. Radford (11/28/17)
Turnovers: 2, vs. UNC Asheville (11/17/17)
Blocks:
Steals: 1, vs. UNC Asheville (11/17/17)
Minutes: 41, vs. USC (11/19/17)

CAREER HIGHS

Points: 27, vs. Radford (11/28/17)
FG Made: 9, vs. Purdue (12/13/14)
FG Atts: 18, at Florida (2/18/15)
3FG Made: 5, 4x, last vs. Santa Clara (11/25/16)
3FG Atts: 9, 2x, last at Ole Miss (3/7/15)
FT Made: 10, vs. Radford (11/28/17)
FT Atts: 10, vs. Radford (11/28/17)
Rebounds: 9, vs. Missouri (2/21/15)
Assists: 8, at Ole Miss (3/7/15)
Turnovers: 5, vs. Florida (2/3/15)
Blocks: 1, 2x, last vs. Stony Brook (11/19/15)
Steals: 5, vs. Penn (12/22/14)
Minutes: 42, 2x, last vs. Tennessee (2/11/15)

MISCELLANEOUS

| | 2017-18 | Career |
|-------------------|---------|--------|
| Double-Digit Pts. | 25 | 60 |
| 20+ Point games | 1 | 5 |

LACHANCE NOTEBOOK

- Scored a career-high 27 points against Radford - was 7-11 from floor and 10-10 from free throw line.
- Played and started in all 35 games in his junior season. Averaged 10.5 points, 3.9 assists, and 3.3 rebounds.
- Shot 48.6% from three in his junior season and was third in the SEC in assist-to-turnover ratio (2.0) and seventh in the league in assists (3.9). His three-point FG% in 2016-17 ranks third all-time in a single season.
- Became 46th player in VU history with 1,000 points against Florida; also named to 2017 SEC Tournament All-Tournament team.
- Played in 33 games and started 19 in 2015-16. Averaged 6.9 points and 2.4 rebounds per game.
- Scored double figures in 11 games in 2015-16, including a season-high 18 points vs. Alabama while tying a career-best with five threes.
- Named to preseason All-SEC 2nd Team by league coaches in 2015.
- Named to the SEC All-Freshman team in 2015; SEC freshman leader in points scored in all games and second in threes made.
- Third on Vanderbilt's single-season freshman scoring list with 429 points - one of only four Vanderbilt freshmen to ever eclipse 400-point barrier.
- Seventh in threes made (2.1) and eighth in minutes (33.3) as a freshman. Second amongst freshmen in SEC in threes made behind teammate Matthew Fisher-Davis in 2014-15.
- Captured four SEC Freshmen of the Week honors in 2014-15, which set a program record.
- Scored in double figures in 24 games in 2014-15, scored 20 or more points in three contests.
- Ended freshman season with 102 assists, third on the freshman single-season list.
- Scored a career-high 26 points in win over Purdue and 26 vs. Western Carolina.
- Left Brookfield Central High School as the school's all-time leading scorer (1,643 points). Also Brookfield's single-season scoring leader with 543 points, and the all-time leader in steals with 188.
- Major is Human and Organizational Development.

LACHANCE GAME-BY-GAME (SENIOR)

| Opponent | M | FG-A | 3P-A | FT-A | Reb | PF | A | T | B | S | PTS |
|---------------------|----|------|------|-------|-----|----|---|---|---|---|-----|
| N10 Austin Peay* | 28 | 4-10 | 3-6 | 2-2 | 3 | 1 | 2 | 0 | 0 | 0 | 13 |
| N13 @Belmont* | 32 | 4-9 | 1-5 | 1-2 | 1 | 1 | 2 | 0 | 0 | 0 | 10 |
| N17 UNC Asheville* | 32 | 6-10 | 4-7 | 1-2 | 2 | 0 | 4 | 2 | 0 | 1 | 17 |
| N19 USC* | 41 | 7-14 | 4-5 | 1-1 | 2 | 1 | 4 | 1 | 0 | 0 | 19 |
| N23 vs. Virginia* | 22 | 0-3 | 0-1 | 0-0 | 1 | 1 | 0 | 0 | 0 | 0 | 0 |
| N24 vs. Seton Hall* | 28 | 2-9 | 2-6 | 0-0 | 2 | 1 | 1 | 1 | 0 | 0 | 6 |
| N28 Radford* | 37 | 7-11 | 3-5 | 10-10 | 5 | 1 | 4 | 1 | 0 | 0 | 27 |
| D3 Kansas State | | | | | | | | | | | |
| D6 Middle Tennessee | | | | | | | | | | | |
| D17 @Arizona State | | | | | | | | | | | |
| D20 Houston Baptist | | | | | | | | | | | |
| D22 Alcorn State | | | | | | | | | | | |
| D30 @Florida | | | | | | | | | | | |
| J2 Alabama | | | | | | | | | | | |
| J6 @South Carolina | | | | | | | | | | | |
| J9 Tennessee | | | | | | | | | | | |
| J13 Kentucky | | | | | | | | | | | |
| J16 @Miss. State | | | | | | | | | | | |
| J20 LSU | | | | | | | | | | | |
| J23 @Tennessee | | | | | | | | | | | |
| J27 TCU | | | | | | | | | | | |
| J30 @Kentucky | | | | | | | | | | | |
| F3 @Auburn | | | | | | | | | | | |
| F7 Georgia | | | | | | | | | | | |
| F10 @Arkansas | | | | | | | | | | | |
| F14 Miss. State | | | | | | | | | | | |
| F17 Florida | | | | | | | | | | | |
| F20 @LSU | | | | | | | | | | | |
| F24 Texas A&M | | | | | | | | | | | |
| F27 Missouri | | | | | | | | | | | |
| M3 @Ole Miss | | | | | | | | | | | |

LaChance's Overall Statistics at Vanderbilt

| Year | GP | GS | Min | Avg | FG | FGA | Pct | 3FG | 3FGA | Pct | FT | FTA | Pct | Off | Def | Tot | Avg | PF | FO | Ast | TO | Blk | Stl | Pts | Avg |
|--------------|------------|-----------|-------------|-------------|------------|------------|-------------|------------|------------|-------------|------------|------------|-------------|-----------|------------|------------|------------|------------|----------|------------|------------|----------|-----------|-------------|-------------|
| 2014-15 | 35 | 35 | 1166 | 33.3 | 147 | 337 | .436 | 66 | 173 | .382 | 69 | 79 | .873 | 10 | 100 | 110 | 3.1 | 46 | 0 | 102 | 47 | 1 | 25 | 429 | 12.3 |
| 2015-16 | 33 | 19 | 820 | 24.8 | 80 | 226 | .354 | 43 | 119 | .361 | 26 | 34 | .765 | 11 | 69 | 80 | 2.4 | 61 | 1 | 81 | 44 | 1 | 20 | 229 | 6.9 |
| 2016-17 | 35 | 35 | 1090 | 31.1 | 115 | 247 | .466 | 70 | 144 | .486 | 68 | 78 | .872 | 7 | 109 | 116 | 3.3 | 73 | 2 | 137 | 67 | 1 | 21 | 368 | 10.5 |
| 2017-18 | 7 | 6 | 220 | 31.4 | 30 | 66 | .455 | 17 | 35 | .486 | 15 | 17 | .882 | 1 | 15 | 16 | 2.3 | 6 | 0 | 14 | 4 | 0 | 3 | 92 | 13.1 |
| TOTAL | 110 | 95 | 3296 | 30.0 | 372 | 876 | .425 | 196 | 471 | .416 | 178 | 208 | .856 | 29 | 293 | 322 | 2.9 | 186 | 3 | 334 | 162 | 3 | 69 | 1118 | 10.2 |

LaChance's SEC Statistics at Vanderbilt

| Year | GP | GS | Min | Avg | FG | FGA | Pct | 3FG | 3FGA | Pct | FT | FTA | Pct | Off | Def | Tot | Avg | PF | FO | Ast | TO | Blk | Stl | Pts | Avg |
|--------------|-----------|-----------|-------------|-------------|------------|------------|-------------|-----------|------------|-------------|-----------|------------|-------------|-----------|------------|------------|------------|-----------|----------|------------|-----------|----------|-----------|------------|------------|
| 2014-15 | 18 | 18 | 622 | 34.6 | 73 | 177 | .412 | 35 | 91 | .385 | 38 | 45 | .844 | 6 | 56 | 62 | 3.4 | 27 | 0 | 54 | 29 | 0 | 10 | 219 | 12.2 |
| 2015-16 | 18 | 7 | 417 | 23.2 | 35 | 115 | .304 | 22 | 64 | .344 | 16 | 23 | .696 | 6 | 40 | 46 | 2.6 | 31 | 1 | 36 | 27 | 0 | 13 | 108 | 6.0 |
| 2016-17 | 18 | 18 | 572 | 31.8 | 63 | 140 | .450 | 35 | 79 | .443 | 40 | 47 | .851 | 2 | 60 | 62 | 3.4 | 35 | 2 | 69 | 37 | 0 | 10 | 201 | 11.2 |
| TOTAL | 54 | 43 | 1611 | 29.8 | 171 | 432 | .396 | 92 | 234 | .393 | 94 | 115 | .817 | 14 | 156 | 170 | 3.1 | 93 | 3 | 159 | 93 | 0 | 33 | 528 | 9.8 |



SABEN LEE

O

Freshman, Guard
6'2" 174 lbs.
Phoenix, Ariz.
Corona Del Sol HS

SEASON HIGHS

Points: 19, at Belmont (11/13/17)
FG Made: 5, at Belmont (11/13/17)
FG Atts: 10, vs. Seton Hall (11/24/17)
3FG Made: 1, at Belmont (11/13/17)
3FG Atts: 6, vs. Austin Peay (11/10/17)
FT Made: 8, at Belmont (11/13/17)
FT Atts: 11, at Belmont (11/13/17)
Rebounds: 8, at Belmont (11/13/17)
Assists: 7, vs. Austin Peay (11/10/17)
Turnovers: 4, at Belmont (11/13/17)
Blocks:
Steals: 2, vs. Austin Peay (11/10/17)
Minutes: 26, vs. Seton Hall (11/24/17)

CAREER HIGHS

Points: 19, at Belmont (11/13/17)
FG Made: 5, at Belmont (11/13/17)
FG Atts: 10, vs. Seton Hall (11/24/17)
3FG Made: 1, at Belmont (11/13/17)
3FG Atts: 6, vs. Austin Peay (11/10/17)
FT Made: 8, at Belmont (11/13/17)
FT Atts: 11, at Belmont (11/13/17)
Rebounds: 8, at Belmont (11/13/17)
Assists: 7, vs. Austin Peay (11/10/17)
Turnovers: 4, at Belmont (11/13/17)
Blocks:
Steals: 2, vs. Austin Peay (11/10/17)
Minutes: 26, vs. Seton Hall (11/24/17)

MISCELLANEOUS

LEE NOTEBOOK

- Had career-high 19-point performance at Belmont. Also added eight rebounds and two assists.
- Posted six points and seven assists in Commodore debut vs. Austin Peay.
- 6'2 guard from Tempe, Ariz., who attended Corona Del Sol High School. Lee chose the Commodores over Louisville, Stanford, Florida State, and Nebraska.
- Averaged 22 points, five rebounds, four assists, three blocks, and three steals in his senior season at Corona Del Sol...First-team All-State selection as a junior and senior...Was a four-star prospect and the number 92-ranked player by Scout.com and the number 17 point guard by 247sports.com.
- Saben Anthonia Lee...June 23, 1999...Son of Anthony Lee and Lisa Austin and Natalie and Morris Williams...Has one sister Aubry...Plans to major in Mechanical Engineering...Advice to young people: "Have fun because at the next level it's all business."

LEE'S GAME-BY-GAME (FRESHMAN)

| Opponent | M | FG-A | 3P-A | FT-A | Reb | PF | A | T | B | S | PTS |
|---------------------|----|------|------|------|-----|----|---|---|---|---|-----|
| N10 Austin Peay | 20 | 2-6 | 0-2 | 2-3 | 0 | 0 | 7 | 3 | 0 | 2 | 6 |
| N13 @Belmont | 25 | 5-9 | 1-4 | 8-11 | 8 | 4 | 2 | 4 | 0 | 1 | 19 |
| N17 UNC Asheville* | 22 | 3-9 | 0-1 | 2-2 | 1 | 2 | 5 | 3 | 0 | 0 | 8 |
| N19 USC* | 13 | 1-1 | 0-0 | 0-0 | 1 | 0 | 1 | 2 | 0 | 0 | 2 |
| N23 vs. Virginia* | 20 | 0-7 | 0-2 | 0-0 | 1 | 0 | 0 | 1 | 1 | 1 | 0 |
| N24 vs. Seton Hall | 26 | 3-10 | 1-2 | 1-1 | 1 | 2 | 4 | 0 | 0 | 0 | 8 |
| N28 Radford | 11 | 0-3 | 0-2 | 1-2 | 2 | 0 | 1 | 0 | 0 | 0 | 1 |
| D3 Kansas State | | | | | | | | | | | |
| D6 Middle Tennessee | | | | | | | | | | | |
| D17 @Arizona State | | | | | | | | | | | |
| D20 Houston Baptist | | | | | | | | | | | |
| D22 Alcorn State | | | | | | | | | | | |
| D30 @Florida | | | | | | | | | | | |
| J2 Alabama | | | | | | | | | | | |
| J6 @South Carolina | | | | | | | | | | | |
| J9 Tennessee | | | | | | | | | | | |
| J13 Kentucky | | | | | | | | | | | |
| J16 @Miss. State | | | | | | | | | | | |
| J20 LSU | | | | | | | | | | | |
| J23 @Tennessee | | | | | | | | | | | |
| J27 TCU | | | | | | | | | | | |
| J30 @Kentucky | | | | | | | | | | | |
| F3 @Auburn | | | | | | | | | | | |
| F7 Georgia | | | | | | | | | | | |
| F10 @Arkansas | | | | | | | | | | | |
| F14 Miss. State | | | | | | | | | | | |
| F17 Florida | | | | | | | | | | | |
| F20 @LSU | | | | | | | | | | | |
| F24 Texas A&M | | | | | | | | | | | |
| F27 Missouri | | | | | | | | | | | |
| M3 @Ole Miss | | | | | | | | | | | |

Lee's Overall Statistics at Vanderbilt

| Year | GP | GS | Min | Avg | FG | FGA | Pct | 3FG | 3FGA | Pct | FT | FTA | Pct | Off | Def | Tot | Avg | PF | FO | Ast | TO | Blk | Stl | Pts | Avg |
|--------------|----------|----------|------------|-------------|-----------|-----------|-------------|----------|-----------|-------------|-----------|-----------|-------------|----------|-----------|-----------|------------|----------|----------|-----------|-----------|----------|----------|-----------|------------|
| 2017-18 | 7 | 4 | 137 | 19.6 | 14 | 45 | .311 | 2 | 13 | .154 | 14 | 19 | .737 | 3 | 11 | 14 | 2.0 | 8 | 0 | 20 | 13 | 3 | 2 | 44 | 6.3 |
| TOTAL | 7 | 4 | 137 | 19.6 | 14 | 45 | .311 | 2 | 13 | .154 | 14 | 19 | .737 | 3 | 11 | 14 | 2.0 | 8 | 0 | 20 | 13 | 3 | 2 | 44 | 6.3 |



EJIKE OBINNA

50 Freshman, Center
6'10" 234 lbs.
Enugu, Nigeria
Virginia Academy (Va.)

SEASON HIGHS

Points: 9, vs. Seton Hall (11/24/17)
FG Made: 3, vs. Seton Hall (11/24/17)
FG Atts: 3, vs. Seton Hall (11/24/17)
3FG Made:
3FG Atts:
FT Made: 3, 2x, last vs. Seton Hall (11/24/17)
FT Atts: 5, vs. Seton Hall (11/24/17)
Rebounds: 7, vs. Virginia (11/23/17)
Assists:
Turnovers: 2, vs. UNC Asheville (11/17/17)
Blocks: 1, vs. Seton Hall (11/24/17)
Steals:
Minutes: 20, 2x, last vs. Seton Hall (11/24/17)

CAREER HIGHS

Points: 9, vs. Seton Hall (11/24/17)
FG Made: 3, vs. Seton Hall (11/24/17)
FG Atts: 3, vs. Seton Hall (11/24/17)
3FG Made:
3FG Atts:
FT Made: 3, 2x, last vs. Seton Hall (11/24/17)
FT Atts: 5, vs. Seton Hall (11/24/17)
Rebounds: 7, vs. Virginia (11/23/17)
Assists:
Turnovers: 2, vs. UNC Asheville (11/17/17)
Blocks: 1, vs. Seton Hall (11/24/17)
Steals:
Minutes: 20, 2x, last vs. Seton Hall (11/24/17)

MISCELLANEOUS

OBINNA NOTEBOOK

- ☛ Scored career-high nine points in 20 minutes vs. Seton Hall; had career-high 7 rebounds vs. Virginia.
- ☛ Originally from Enugu, Nigeria, who attended the Virginia Academy in Ashburn, Va., was a four-star prospect by ESPN.com and Rivals.com, and was the 107th-ranked prospect in the class of 2017 by 247sports.com at end of his junior season. He was also named the Capital Beltway Defensive Player of the Year in his junior year.
- ☛ Averaged 16.6 points, 8.0 rebounds, 2.0 blocks, 1.0 steals, and 1.0 assists per game...Scored over 1,000 points in his career...First student at Virginia Academy to receive a full scholarship to a college academic institution.
- ☛ Chose the Commodores over Florida, Oklahoma, Clemson, and Virginia Tech.
- ☛ Ejiike Simon Obinna...December 14, 1999...Son of Caroline Ejiike...Has two brothers, Chomezie and Chinonso and three sisters, Ijeoma, Amaka, and Ipeoma...Plans to major in Human and Organizational Development...Advice to young people: "Work hard and believe in yourself."

OBINNA'S GAME-BY-GAME (FRESHMAN)

| Opponent | M | FG-A | 3P-A | FT-A | Reb | PF | A | T | B | S | PTS |
|---------------------|-----|------|------|------|-----|----|---|---|---|---|-----|
| N10 Austin Peay | 9 | 0-0 | 0-0 | 2-2 | 6 | 4 | 0 | 0 | 0 | 0 | 2 |
| N13 @Belmont | 5 | 0-0 | 0-0 | 0-0 | 0 | 2 | 0 | 0 | 0 | 0 | 0 |
| N17 UNC Asheville* | 4 | 0-0 | 0-0 | 1-2 | 1 | 1 | 0 | 2 | 0 | 0 | 1 |
| N19 USC* | 11 | 1-1 | 0-0 | 0-0 | 2 | 3 | 0 | 1 | 0 | 0 | 2 |
| N23 vs. Virginia* | 20 | 1-4 | 0-0 | 3-3 | 7 | 2 | 0 | 1 | 0 | 0 | 5 |
| N24 vs. Seton Hall* | 20 | 3-3 | 0-0 | 3-5 | 5 | 4 | 0 | 0 | 1 | 0 | 9 |
| N28 Radford | DNP | | | | | | | | | | |
| D3 Kansas State | | | | | | | | | | | |
| D6 Middle Tennessee | | | | | | | | | | | |
| D17 @Arizona State | | | | | | | | | | | |
| D20 Houston Baptist | | | | | | | | | | | |
| D22 Alcorn State | | | | | | | | | | | |
| D30 @Florida | | | | | | | | | | | |
| J2 Alabama | | | | | | | | | | | |
| J6 @South Carolina | | | | | | | | | | | |
| J9 Tennessee | | | | | | | | | | | |
| J13 Kentucky | | | | | | | | | | | |
| J16 @Miss. State | | | | | | | | | | | |
| J20 LSU | | | | | | | | | | | |
| J23 @Tennessee | | | | | | | | | | | |
| J27 TCU | | | | | | | | | | | |
| J30 @Kentucky | | | | | | | | | | | |
| F3 @Auburn | | | | | | | | | | | |
| F7 Georgia | | | | | | | | | | | |
| F10 @Arkansas | | | | | | | | | | | |
| F14 Miss. State | | | | | | | | | | | |
| F17 Florida | | | | | | | | | | | |
| F20 @LSU | | | | | | | | | | | |
| F24 Texas A&M | | | | | | | | | | | |
| F27 Missouri | | | | | | | | | | | |
| M3 @Ole Miss | | | | | | | | | | | |

Obinna's Overall Statistics at Vanderbilt

| Year | GP | GS | Min | Avg | FG | FGA | Pct | 3FG | 3FGA | Pct | FT | FTA | Pct | Off | Def | Tot | Avg | PF | FO | Ast | TO | Blk | Stl | Pts | Avg |
|--------------|----------|----------|-----------|-------------|----------|----------|-------------|----------|----------|-------------|----------|-----------|-------------|----------|-----------|-----------|------------|-----------|----------|----------|----------|----------|----------|-----------|------------|
| 2017-18 | 6 | 4 | 69 | 11.5 | 5 | 8 | .625 | 0 | 0 | .000 | 9 | 12 | .750 | 5 | 16 | 21 | 3.5 | 16 | 0 | 0 | 4 | 1 | 0 | 19 | 3.2 |
| TOTAL | 6 | 4 | 69 | 11.5 | 5 | 8 | .625 | 0 | 0 | .000 | 9 | 12 | .750 | 5 | 16 | 21 | 3.5 | 16 | 0 | 0 | 4 | 1 | 0 | 19 | 3.2 |



JEFF ROBERSON

11

Senior, Forward
6'6" 220 lbs.
Houston, Texas
The Kinkaid School

SEASON HIGHS

Points: 20, vs. Seton Hall (11/24/17)
FG Made: 5, 2x, last vs. Radford (11/28/17)
FG Atts: 11, vs. Austin Peay (11/10/17)
3FG Made: 2, 3x, last vs. Radford (11/28/17)
3FG Atts: 6, vs. Austin Peay (11/10/17)
FT Made: 8, 2x, last vs. Seton Hall (11/24/17)
FT Atts: 8, 2x, last vs. Seton Hall (11/24/17)
Rebounds: 13, vs. Seton Hall (11/24/17)
Assists: 3, vs. Austin Peay (11/10/17)
Turnovers: 4, vs. Austin Peay (11/10/17)
Blocks: 2, vs. UNC Asheville (11/17/17)
Steals: 2, 2x, last vs. UNC Asheville (11/17/17)
Minutes: 42, vs. USC (11/19/17)

CAREER HIGHS

Points: 23, vs. Miss. St. (2/25/17)
FG Made: 8, vs. Texas A&M (2/4/16)
FG Atts: 14, vs. Minnesota (12/3/16)
3FG Made: 5, vs. Miss. St. (2/25/17)
3FG Atts: 6, vs. Minnesota (12/3/16)
FT Made: 8, 4x, last vs. Seton Hall (11/24/17)
FT Atts: 9, 2x, last vs. Ole Miss (2/4/17)
Rebounds: 16, vs. Minnesota (12/3/16)
Assists: 6, 2x, last vs. Iowa State (1/28/17)
Turnovers: 6, at Kentucky (2/28/17)
Blocks: 2, 5x, last vs. Chattanooga (12/17/16)
Steals: 2, 13x, last vs. Austin Peay (11/10/17)
Minutes: 42, vs. USC (11/19/17)

MISCELLANEOUS

| | 2017-18 | Career |
|-------------------|---------|--------|
| Double-Digit Pts. | 6 | 48 |
| 10+ Rebounds | 4 | 14 |
| Double-Doubles | 4 | 11 |

ROBERSON NOTEBOOK

- Started the 2017-18 season with three straight double-doubles, now has four; played career-high 42 minutes vs. USC. Scored in double figures in six of seven games this year.
- Scored season-high 20 points against Seton Hall; also added 13 rebounds and was 8-8 from FT line.
- Played and started in 35 games in 2016-17. Averaged 10.8 points and team-high 7.0 rebounds per game.
- Scored a career-high 23 points on career-best five made threes in win over Miss. St.; tallied a game-high 15 points in win at Tennessee; leads Vanderbilt in minutes played.
- Seventh in the SEC in rebounding (7.1) in all games and finished eighth (6.8) in league games only a year ago, and was fourth in the league in defensive rebounding (5.2) in all games and seventh in league games only (4.8).
- Scored in double figures in 22 games in his junior season.
- Had career-high 16 rebounds against Minnesota.
- Played in 32 games in 2015-16 and made 25 starts. Averaged 9.3 points and 5.6 rebounds per game and 11.0 points and 5.7 rebounds in conference play. Shot 43.5% from three for the season.
- Scored in double figures in 18 games in 2015-16, including a career-high 20-point effort against Texas A&M in Nashville (2/4), when he was 8-10 from the floor and 3-4 from three. Finished fifth in the SEC in all games in free throw percentage (.833); second in league games only (.877).
- Tallied five double-doubles, including an 18-point, 10-rebound effort in win at Florida.
- Started 24 games as a true freshman in 2014-15; averaged 4.7 ppg and shot 45.5% from three.
- Scored career-high 12 points vs. Tennessee at Memorial Gym.
- Left The Kinkaid School as the school's all-time leading scorer with 1,743 points.
- Averaged 20.1 points, 9.2 rebounds, 2.0 assists, and 1.5 steals per game in his senior season at the Kinkaid School in Houston.
- Named a finalist for the Guy V. Lewis Award, which is given to the top high school player in the city of Houston.

ROBERSON GAME-BY-GAME (SENIOR)

| Opponent | M | FG-A | 3P-A | FT-A | Reb | PF | A | T | B | S | PTS |
|---------------------|----|------|------|------|-----|----|---|---|---|---|-----|
| N10 Austin Peay* | 20 | 4-11 | 2-6 | 3-4 | 10 | 3 | 3 | 4 | 0 | 2 | 13 |
| N13 @Belmont* | 36 | 3-7 | 1-4 | 6-6 | 12 | 3 | 0 | 2 | 0 | 0 | 13 |
| N17 UNC Asheville* | 37 | 4-10 | 1-3 | 8-8 | 12 | 2 | 0 | 0 | 2 | 2 | 17 |
| N19 USC* | 42 | 3-9 | 1-5 | 3-4 | 6 | 4 | 1 | 2 | 0 | 1 | 10 |
| N23 vs. Virginia* | 24 | 1-7 | 0-4 | 4-4 | 3 | 0 | 1 | 2 | 0 | 0 | 6 |
| N24 vs. Seton Hall | 31 | 5-10 | 2-5 | 8-8 | 13 | 3 | 0 | 3 | 0 | 0 | 20 |
| N28 Radford* | 28 | 5-8 | 2-3 | 2-2 | 9 | 5 | 1 | 1 | 0 | 1 | 14 |
| D3 Kansas State | | | | | | | | | | | |
| D6 Middle Tennessee | | | | | | | | | | | |
| D17 @Arizona State | | | | | | | | | | | |
| D20 Houston Baptist | | | | | | | | | | | |
| D22 Alcorn State | | | | | | | | | | | |
| D30 @Florida | | | | | | | | | | | |
| J2 Alabama | | | | | | | | | | | |
| J6 @South Carolina | | | | | | | | | | | |
| J9 Tennessee | | | | | | | | | | | |
| J13 Kentucky | | | | | | | | | | | |
| J16 @Miss. State | | | | | | | | | | | |
| J20 LSU | | | | | | | | | | | |
| J23 @Tennessee | | | | | | | | | | | |
| J27 TCU | | | | | | | | | | | |
| J30 @Kentucky | | | | | | | | | | | |
| F3 @Auburn | | | | | | | | | | | |
| F7 Georgia | | | | | | | | | | | |
| F10 @Arkansas | | | | | | | | | | | |
| F14 Miss. State | | | | | | | | | | | |
| F17 Florida | | | | | | | | | | | |
| F20 @LSU | | | | | | | | | | | |
| F24 Texas A&M | | | | | | | | | | | |
| F27 Missouri | | | | | | | | | | | |
| M3 @Ole Miss | | | | | | | | | | | |

Roberson's Overall Statistics at Vanderbilt

| Year | GP | GS | Min | Avg | FG | FGA | Pct | 3FG | 3FGA | Pct | FT | FTA | Pct | Off | Def | Tot | Avg | PF | FO | Ast | TO | Blk | Stl | Pts | Avg |
|--------------|------------|-----------|-------------|-------------|------------|------------|-------------|-----------|------------|-------------|------------|------------|-------------|------------|------------|------------|------------|------------|----------|------------|------------|-----------|-----------|------------|------------|
| 2014-15 | 33 | 24 | 637 | 19.3 | 50 | 103 | .485 | 15 | 33 | .455 | 40 | 64 | .625 | 32 | 70 | 102 | 3.1 | 86 | 2 | 37 | 48 | 10 | 13 | 155 | 4.7 |
| 2015-16 | 32 | 25 | 858 | 26.8 | 91 | 186 | .489 | 30 | 69 | .435 | 85 | 102 | .833 | 58 | 121 | 179 | 5.6 | 101 | 5 | 38 | 34 | 6 | 15 | 297 | 9.3 |
| 2016-17 | 35 | 35 | 1108 | 31.7 | 122 | 293 | .416 | 39 | 115 | .339 | 96 | 121 | .793 | 70 | 176 | 246 | 7.0 | 91 | 1 | 61 | 64 | 14 | 29 | 379 | 10.8 |
| 2017-18 | 7 | 6 | 232 | 33.1 | 25 | 62 | .403 | 9 | 30 | .300 | 34 | 36 | .944 | 15 | 50 | 65 | 9.3 | 20 | 1 | 6 | 14 | 2 | 6 | 93 | 13.3 |
| TOTAL | 107 | 90 | 2835 | 26.5 | 288 | 644 | .447 | 93 | 247 | .377 | 255 | 323 | .789 | 175 | 417 | 592 | 5.5 | 298 | 9 | 142 | 160 | 32 | 63 | 924 | 8.6 |

Roberson's SEC Statistics at Vanderbilt

| Year | GP | GS | Min | Avg | FG | FGA | Pct | 3FG | 3FGA | Pct | FT | FTA | Pct | Off | Def | Tot | Avg | PF | FO | Ast | TO | Blk | Stl | Pts | Avg |
|--------------|-----------|-----------|-------------|-------------|------------|------------|-------------|-----------|------------|-------------|------------|------------|-------------|-----------|------------|------------|------------|------------|----------|-----------|-----------|-----------|-----------|------------|------------|
| 2014-15 | 16 | 11 | 313 | 19.6 | 22 | 49 | .449 | 7 | 13 | .538 | 24 | 40 | .600 | 18 | 29 | 47 | 2.9 | 43 | 1 | 20 | 23 | 3 | 6 | 75 | 4.7 |
| 2015-16 | 18 | 17 | 524 | 29.1 | 60 | 114 | .526 | 21 | 43 | .488 | 57 | 65 | .877 | 33 | 69 | 102 | 5.7 | 61 | 4 | 29 | 17 | 2 | 7 | 198 | 11.0 |
| 2016-17 | 18 | 18 | 570 | 31.7 | 64 | 144 | .444 | 18 | 52 | .346 | 55 | 67 | .821 | 36 | 86 | 122 | 6.8 | 49 | 0 | 28 | 32 | 6 | 19 | 201 | 11.2 |
| TOTAL | 52 | 46 | 1407 | 27.1 | 146 | 307 | .476 | 46 | 108 | .426 | 136 | 172 | .791 | 87 | 184 | 271 | 5.2 | 153 | 5 | 77 | 72 | 11 | 32 | 474 | 9.1 |



JOE TOYE

2

Junior, Guard
6'7" 206 lbs.
Chicago, Ill.
Whitney Young HS

SEASON HIGHS

Points: 9, vs. Austin Peay (11/10/17)
FG Made: 4, vs. Austin Peay (11/10/17)
FG Atts: 8, at Belmont (11/13/17)
3FG Made: 1, 2x, last vs. Radford (11/28/17)
3FG Atts: 5, vs. Radford (11/28/17)
FT Made: 2, vs. Seton Hall (11/24/17)
FT Atts: 2, 3x, last vs. UNC Asheville (11/17/17)
Rebounds: 4, vs. Radford (11/28/17)
Assists: 1, 2x, last vs. USC (11/19/17)
Turnovers: 3, 4x, last vs. Seton Hall (11/24/17)
Blocks: 1, 2x, last vs. Radford (11/28/17)
Steals: 2, vs. Radford (11/28/17)
Minutes: 26, at Belmont (11/13/17)

CAREER HIGHS

Points: 18, vs. Texas A&M (3/9/17)
FG Made: 6, vs. Texas A&M (3/9/17)
FG Atts: 12, at Arkansas (2/7/17)
3FG Made: 5, vs. Texas A&M (3/9/17)
3FG Atts: 8, vs. Texas A&M (3/9/17)
FT Made: 6, 6, 2x, last at Kentucky (2/28/17)
FT Atts: 7, vs. Texas A&M (2/16/17)
Rebounds: 6, 2x, last at Texas A&M (1/31/17)
Assists: 4, 2x, last at Arkansas (2/7/17)
Turnovers: 4, vs. Florida (3/10/17)
Blocks: 1, 7x, last vs. Radford (11/28/17)
Steals: 2, 3x, last vs. Radford (11/28/17)
Minutes: 38, vs. Florida (3/10/17)

MISCELLANEOUS

TOYE NOTEBOOK

- ✪ Made three starts this season; Scored season-high nine points in season debut vs. Austin Peay.
- ✪ Played in all 35 games and started 13 in 2016-17. Averaged 6.4 points and 2.6 rebounds in 2016-17.
- ✪ Tallied career high 18 points in win over Texas A&M at SEC Tournament.
- ✪ Scored a then career-high 15 points at Kentucky.
- ✪ Scored 11 points in win at Texas A&M and 13 in win over Aggies in Nashville.
- ✪ Scored 13 points against Arkansas in Nashville.
- ✪ Made first career start at Georgia.
- ✪ Played in 30 games in 2015-16 and averaged 3.6 points and 1.2 rebounds per game. Scored in double figures in three games.
- ✪ Tied a career high with 10 points against Tennessee at SEC Tournament. Made a career-high three three's in a career-best 23 minutes of action. Also scored 10 points in First Four game vs. Wichita State.
- ✪ Scored career-high 10 points vs. Detroit - tied his career high with three made field goals.
- ✪ Signed with the Commodores in November of 2014.
- ✪ Was ranked as the sixth-best player in the state of Illinois and a four-star prospect by ESPN, and was also ranked as the 113th-best prospect in the nation by Rivals.com.
- ✪ Toye and his twin sister Elizabeth are both Division I basketball players - Elizabeth plays for Florida International.
- ✪ Attended Whitney Young High School in Chicago, where he was named as a First-Team All-City selection.
- ✪ Averaged 18.0 points, 7.0 rebounds, 2.0 assists, 2.0 steals, and 1.5 blocks as a senior.
- ✪ Chose the Commodores over Iowa, Memphis, Creighton, Bradley, UIC, and Missouri.
- ✪ Recipient of the Edie and David Johnson Family Basketball Scholarship.
- ✪ Advice to youngsters: "Don't let negative influences in your life."

TOYE GAME-BY-GAME (JUNIOR)

| Opponent | M | FG-A | 3P-A | FT-A | Reb | PF | A | T | B | S | PTS |
|---------------------|----|------|------|------|-----|----|---|---|---|---|-----|
| N10 Austin Peay* | 24 | 4-7 | 1-1 | 0-2 | 3 | 0 | 1 | 3 | 1 | 0 | 9 |
| N13 @Belmont | 26 | 3-8 | 0-3 | 0-2 | 2 | 5 | 1 | 3 | 0 | 0 | 6 |
| N17 UNC Asheville | 15 | 1-2 | 0-0 | 0-2 | 0 | 0 | 0 | 1 | 0 | 0 | 2 |
| N19 USC | 8 | 1-2 | 0-0 | 0-0 | 1 | 1 | 1 | 3 | 0 | 0 | 2 |
| N23 vs. Virginia | 12 | 1-6 | 0-1 | 0-0 | 2 | 0 | 1 | 0 | 0 | 1 | 2 |
| N24 vs. Seton Hall* | 13 | 2-3 | 0-1 | 2-2 | 3 | 2 | 0 | 3 | 0 | 0 | 6 |
| N28 Radford* | 23 | 2-6 | 1-5 | 3-4 | 4 | 3 | 0 | 2 | 1 | 2 | 8 |
| D3 Kansas State | | | | | | | | | | | |
| D6 Middle Tennessee | | | | | | | | | | | |
| D17 @Arizona State | | | | | | | | | | | |
| D20 Houston Baptist | | | | | | | | | | | |
| D22 Alcorn State | | | | | | | | | | | |
| D30 @Florida | | | | | | | | | | | |
| J2 Alabama | | | | | | | | | | | |
| J6 @South Carolina | | | | | | | | | | | |
| J9 Tennessee | | | | | | | | | | | |
| J13 Kentucky | | | | | | | | | | | |
| J16 @Miss. State | | | | | | | | | | | |
| J20 LSU | | | | | | | | | | | |
| J23 @Tennessee | | | | | | | | | | | |
| J27 TCU | | | | | | | | | | | |
| J30 @Kentucky | | | | | | | | | | | |
| F3 @Auburn | | | | | | | | | | | |
| F7 Georgia | | | | | | | | | | | |
| F10 @Arkansas | | | | | | | | | | | |
| F14 Miss. State | | | | | | | | | | | |
| F17 Florida | | | | | | | | | | | |
| F20 @LSU | | | | | | | | | | | |
| F24 Texas A&M | | | | | | | | | | | |
| F27 Missouri | | | | | | | | | | | |
| M3 @Ole Miss | | | | | | | | | | | |

Toye's Overall Statistics at Vanderbilt

| Year | GP | GS | Min | Avg | FG | FGA | Pct | 3FG | 3FGA | Pct | FT | FTA | Pct | Off | Def | Tot | Avg | PF | FO | Ast | TO | Blk | Stl | Pts | Avg |
|--------------|-----------|-----------|-------------|-------------|------------|------------|-------------|-----------|------------|-------------|-----------|------------|-------------|-----------|------------|------------|------------|------------|----------|-----------|-----------|----------|-----------|------------|------------|
| 2015-16 | 30 | 0 | 257 | 8.6 | 37 | 74 | .500 | 9 | 21 | .429 | 25 | 39 | .641 | 7 | 30 | 37 | 1.2 | 28 | 0 | 10 | 13 | 2 | 6 | 108 | 3.6 |
| 2016-17 | 35 | 13 | 739 | 21.1 | 70 | 175 | .400 | 31 | 78 | .397 | 53 | 78 | .679 | 21 | 71 | 92 | 2.6 | 70 | 2 | 38 | 44 | 5 | 14 | 224 | 6.4 |
| 2017-18 | 7 | 3 | 121 | 17.3 | 14 | 34 | .412 | 2 | 11 | .182 | 5 | 12 | .417 | 3 | 12 | 15 | 2.1 | 11 | 1 | 4 | 15 | 2 | 3 | 35 | 5.0 |
| TOTAL | 72 | 16 | 1117 | 15.5 | 121 | 283 | .428 | 42 | 110 | .382 | 83 | 129 | .643 | 31 | 113 | 144 | 2.0 | 109 | 3 | 52 | 72 | 9 | 23 | 367 | 5.1 |

Toye's SEC Statistics at Vanderbilt

| Year | GP | GS | Min | Avg | FG | FGA | Pct | 3FG | 3FGA | Pct | FT | FTA | Pct | Off | Def | Tot | Avg | PF | FO | Ast | TO | Blk | Stl | Pts | Avg |
|--------------|-----------|----------|------------|-------------|-----------|------------|-------------|-----------|-----------|-------------|-----------|-----------|-------------|-----------|-----------|-----------|------------|-----------|----------|-----------|-----------|----------|-----------|------------|------------|
| 2015-16 | 17 | 0 | 100 | 5.9 | 11 | 27 | .407 | 2 | 9 | .222 | 9 | 13 | .692 | 2 | 11 | 13 | 0.8 | 9 | 0 | 3 | 8 | 1 | 3 | 33 | 1.9 |
| 2016-17 | 18 | 9 | 422 | 23.4 | 42 | 102 | .412 | 19 | 46 | .413 | 29 | 45 | .644 | 10 | 41 | 51 | 2.8 | 45 | 2 | 22 | 25 | 2 | 8 | 132 | 7.3 |
| TOTAL | 35 | 9 | 522 | 14.9 | 53 | 129 | .411 | 21 | 55 | .382 | 38 | 58 | .655 | 12 | 52 | 64 | 1.8 | 54 | 2 | 25 | 33 | 3 | 11 | 165 | 4.7 |



PAYTON WILLIS

1

Sophomore, Guard
6'4" 182 lbs.
Fayetteville, Ark.
Fayetteville HS

SEASON HIGHS

Points: 8, vs. Austin Peay (11/10/17)
FG Made: 2, vs. Austin Peay (11/10/17)
FG Atts: 4, 2x, last vs. Radford (11/28/17)
3FG Made: 2, vs. Austin Peay (11/10/17)
3FG Atts: 2, 2x, last vs. Radford (11/28/17)
FT Made: 5, vs. Radford (11/28/17)
FT Atts: 8, vs. Radford (11/28/17)
Rebounds: 3, at Belmont (11/13/17)
Assists: 4, vs. Radford (11/28/17)
Turnovers: 3, at Belmont (11/13/17)
Blocks:
Steals: 2, vs. Austin Peay (11/10/17)
Minutes: 28, vs. Radford (11/28/17)

CAREER HIGHS

Points: 17, vs. Butler (11/24/16)
FG Made: 5, vs. Butler (11/24/16)
FG Atts: 8, 2x, last at Alabama (1/7/16)
3FG Made: 3, 2x, last at LSU (12/29/16)
3FG Atts: 6, at LSU (12/29/16)
FT Made: 5, vs. Butler (11/24/16)
FT Atts: 8, vs. Radford (11/28/17)
Rebounds: 5, 3x, last vs. Florida (3/10/17)
Assists: 8, vs. Santa Clara (11/25/16)
Turnovers: 5, vs. Minnesota (12/3/16)
Blocks: 1, 4x, last vs. Florida (3/4/17)
Steals: 2, 2x, last vs. Austin Peay
Minutes: 32, 2x, last vs. Auburn (1/4/17)

WILLIS NOTEBOOK

- ⊛ Played season-high 28 minutes against Radford. Scored five points and had four assists.
- ⊛ Scored eight points in win over Austin Peay in only 13 minutes of action.
- ⊛ Played in all 35 games and started 12 in 2016-17. Averaged 5.2 points, 1.9 assists, and 1.8 rebounds per game.
- ⊛ Tallied eight points in homecoming win at Arkansas; also scored eight points at Kentucky, and eight points in win over Florida at SEC Tournament.
- ⊛ Scored in double figures five times in his freshman season.
- ⊛ Posted a career-high five rebounds against Auburn.
- ⊛ Scored 11 points in win at LSU. Was 4-7 from floor and 3-6 from three.
- ⊛ Tallied 13 points and was 3-4 from floor vs. High Point.
- ⊛ Scored career-high 17 points vs. Butler; made first career start vs. Santa Clara and dished out career-high eight assists vs. Broncos.
- ⊛ Signed with the Commodores in the fall of 2015.
- ⊛ Third ever Commodore from the state of Arkansas and first since Ralph Childs played for Vanderbilt in the 1955-56 season.
- ⊛ Attended Fayetteville High School in Fayetteville, Arkansas, averaged 15.9 points, 3.6 rebounds, 3.5 assists, and 1.5 steals per game while also shooting 44.7% from three in his junior season and was honored as an all-conference and all-state selection as a sophomore and junior.
- ⊛ Was ranked as the second-ranked player in the state of Arkansas, the 22nd-best point guard in the country by 247sports.com, and ranked as the 119th-best player in the nation by Rivals.com.

WILLIS GAME-BY-GAME (SOPHOMORE)

| Opponent | M | FG-A | 3P-A | FT-A | Reb | PF | A | T | B | S | PTS |
|---------------------|-----|------|------|------|-----|----|---|---|---|---|-----|
| N10 Austin Peay | 13 | 2-4 | 2-4 | 2-3 | 0 | 0 | 1 | 0 | 0 | 2 | 8 |
| N13 @Belmont | 15 | 1-2 | 1-2 | 0-1 | 3 | 2 | 0 | 3 | 1 | 0 | 3 |
| N17 UNC Asheville | 2 | 0-0 | 0-0 | 0-0 | 0 | 0 | 0 | 1 | 0 | 0 | 0 |
| N19 USC | 1 | 0-0 | 0-0 | 0-0 | 0 | 0 | 0 | 0 | 0 | 0 | 0 |
| N23 vs. Virginia | 12 | 0-2 | 0-0 | 0-0 | 1 | 1 | 1 | 1 | 0 | 0 | 0 |
| N24 vs. Seton Hall | DNP | | | | | | | | | | |
| N28 Radford | 28 | 0-4 | 0-2 | 5-8 | 2 | 1 | 4 | 1 | 0 | 0 | 5 |
| D3 Kansas State | | | | | | | | | | | |
| D6 Middle Tennessee | | | | | | | | | | | |
| D17 @Arizona State | | | | | | | | | | | |
| D20 Houston Baptist | | | | | | | | | | | |
| D22 Alcorn State | | | | | | | | | | | |
| D30 @Florida | | | | | | | | | | | |
| J2 Alabama | | | | | | | | | | | |
| J6 @South Carolina | | | | | | | | | | | |
| J9 Tennessee | | | | | | | | | | | |
| J13 Kentucky | | | | | | | | | | | |
| J16 @Miss. State | | | | | | | | | | | |
| J20 LSU | | | | | | | | | | | |
| J23 @Tennessee | | | | | | | | | | | |
| J27 TCU | | | | | | | | | | | |
| J30 @Kentucky | | | | | | | | | | | |
| F3 @Auburn | | | | | | | | | | | |
| F7 Georgia | | | | | | | | | | | |
| F10 @Arkansas | | | | | | | | | | | |
| F14 Miss. State | | | | | | | | | | | |
| F17 Florida | | | | | | | | | | | |
| F20 @LSU | | | | | | | | | | | |
| F24 Texas A&M | | | | | | | | | | | |
| F27 Missouri | | | | | | | | | | | |
| M3 @Ole Miss | | | | | | | | | | | |

Willis' Overall Statistics at Vanderbilt

| Year | GP | GS | Min | Avg | FG | FGA | Pct | 3FG | 3FGA | Pct | FT | FTA | Pct | Off | Def | Tot | Avg | PF | FO | Ast | TO | Blk | Stl | Pts | Avg |
|--------------|-----------|-----------|------------|-------------|-----------|------------|-------------|-----------|-----------|-------------|-----------|-----------|-------------|-----------|-----------|-----------|------------|-----------|----------|-----------|-----------|----------|-----------|------------|------------|
| 2016-17 | 35 | 12 | 614 | 17.5 | 62 | 142 | .437 | 25 | 80 | .313 | 32 | 51 | .627 | 12 | 51 | 63 | 1.8 | 35 | 0 | 65 | 56 | 6 | 16 | 181 | 5.2 |
| 2017-18 | 6 | 0 | 71 | 11.8 | 3 | 12 | .250 | 3 | 10 | .300 | 7 | 12 | .583 | 3 | 3 | 6 | 1.0 | 4 | 0 | 6 | 6 | 1 | 2 | 16 | 2.7 |
| TOTAL | 41 | 12 | 685 | 16.7 | 65 | 154 | .422 | 28 | 90 | .311 | 39 | 63 | .619 | 15 | 54 | 69 | 1.7 | 39 | 0 | 71 | 62 | 7 | 18 | 197 | 4.8 |

Willis' SEC Statistics at Vanderbilt

| Year | GP | GS | Min | Avg | FG | FGA | Pct | 3FG | 3FGA | Pct | FT | FTA | Pct | Off | Def | Tot | Avg | PF | FO | Ast | TO | Blk | Stl | Pts | Avg |
|--------------|-----------|----------|------------|-------------|-----------|-----------|-------------|-----------|-----------|-------------|-----------|-----------|-------------|----------|-----------|-----------|------------|-----------|----------|-----------|-----------|----------|-----------|-----------|------------|
| 2016-17 | 18 | 5 | 279 | 15.5 | 27 | 69 | .391 | 12 | 40 | .300 | 10 | 19 | .526 | 1 | 23 | 24 | 1.3 | 20 | 0 | 26 | 25 | 3 | 10 | 76 | 4.2 |
| TOTAL | 18 | 5 | 279 | 15.5 | 27 | 69 | .391 | 12 | 40 | .300 | 10 | 19 | .526 | 1 | 23 | 24 | 1.3 | 20 | 0 | 26 | 25 | 3 | 10 | 76 | 4.2 |



2017-18 Vanderbilt Basketball
 Vanderbilt Combined Team Statistics (as of Nov 30, 2017)
 All games



| RECORD: | OVERALL | HOME | AWAY | NEUTRAL |
|----------------|---------|------|------|---------|
| ALL GAMES | 3-4 | 3-1 | 0-1 | 0-2 |
| CONFERENCE | 0-0 | 0-0 | 0-0 | 0-0 |
| NON-CONFERENCE | 3-4 | 3-1 | 0-1 | 0-2 |

| # | Player | gp-gs | min | avg | Total | | 3-Point | | F-Throw | | Rebounds | | | | pf | dq | a | to | blk | stl | pts | avg | | |
|----------------|--------------------|-------|------|------|---------|------|---------|------|---------|------|----------|-----|-----|------|-----|----|----|----|-----|-----|-----|------|--|--|
| | | | | | fg-fga | fg% | 3fg-fga | 3fg% | ft-fta | ft% | off | def | tot | avg | | | | | | | | | | |
| 11 | ROBERSON, Jeff | 7-6 | 232 | 33.1 | 25-62 | .403 | 9-30 | .300 | 34-36 | .944 | 15 | 50 | 65 | 9.3 | 20 | 1 | 6 | 14 | 2 | 6 | 93 | 13.3 | | |
| 13 | LACHANCE, Riley | 7-6 | 220 | 31.4 | 30-66 | .455 | 17-35 | .486 | 15-17 | .882 | 1 | 15 | 16 | 2.3 | 6 | 0 | 14 | 4 | 0 | 3 | 92 | 13.1 | | |
| 05 | FISHER-DAVIS, M. | 6-4 | 170 | 28.3 | 22-66 | .333 | 11-42 | .262 | 21-25 | .840 | 7 | 29 | 36 | 6.0 | 20 | 0 | 6 | 6 | 0 | 8 | 76 | 12.7 | | |
| 00 | LEE, Saben | 7-4 | 137 | 19.6 | 14-45 | .311 | 2-13 | .154 | 14-19 | .737 | 3 | 11 | 14 | 2.0 | 8 | 0 | 20 | 13 | 3 | 2 | 44 | 6.3 | | |
| 12 | BAPTISTE, Djery | 7-3 | 150 | 21.4 | 12-18 | .667 | 0-0 | .000 | 16-21 | .762 | 13 | 21 | 34 | 4.9 | 21 | 1 | 2 | 9 | 4 | 2 | 40 | 5.7 | | |
| 02 | TOYE, Joe | 7-3 | 121 | 17.3 | 14-34 | .412 | 2-11 | .182 | 5-12 | .417 | 3 | 12 | 15 | 2.1 | 11 | 1 | 4 | 15 | 2 | 3 | 35 | 5.0 | | |
| 15 | BROWN, Clevon | 7-1 | 78 | 11.1 | 11-24 | .458 | 1-10 | .100 | 2-6 | .333 | 6 | 7 | 13 | 1.9 | 8 | 0 | 1 | 3 | 7 | 2 | 25 | 3.6 | | |
| 03 | AUSTIN, JR., Larry | 7-3 | 121 | 17.3 | 9-27 | .333 | 0-2 | .000 | 6-15 | .400 | 3 | 12 | 15 | 2.1 | 12 | 0 | 12 | 7 | 0 | 2 | 24 | 3.4 | | |
| 50 | OBINNA, Ejike | 6-4 | 69 | 11.5 | 5-8 | .625 | 0-0 | .000 | 9-12 | .750 | 5 | 16 | 21 | 3.5 | 16 | 0 | 0 | 4 | 1 | 0 | 19 | 3.2 | | |
| 01 | WILLIS, Payton | 6-0 | 71 | 11.8 | 3-12 | .250 | 3-10 | .300 | 7-12 | .583 | 3 | 3 | 6 | 1.0 | 4 | 0 | 6 | 6 | 1 | 2 | 16 | 2.7 | | |
| 10 | EVANS, Maxwell | 6-1 | 56 | 9.3 | 5-14 | .357 | 2-6 | .333 | 0-0 | .000 | 1 | 7 | 8 | 1.3 | 5 | 0 | 4 | 4 | 0 | 2 | 12 | 2.0 | | |
| Team | | | | | | | | | | | 10 | 7 | 17 | | | | | 8 | | | | | | |
| Total..... | | 7 | 1425 | | 150-376 | .399 | 47-159 | .296 | 129-175 | .737 | 70 | 190 | 260 | 37.1 | 131 | 3 | 75 | 93 | 20 | 32 | 476 | 68.0 | | |
| Opponents..... | | 7 | 1425 | | 182-418 | .435 | 51-144 | .354 | 79-110 | .718 | 58 | 179 | 237 | 33.9 | 149 | - | 80 | 72 | 22 | 28 | 494 | 70.6 | | |

| TEAM STATISTICS | VU | OPP | Date | Opponent | Score | Att. |
|------------------------|---------|---------|---------------------|---------------|-----------|------|
| SCORING | 476 | 494 | 11/10/17 | AUSTIN PEAY | W 73-54 | 8609 |
| Points per game | 68.0 | 70.6 | 11/13/17 | at Belmont | L 60-69 | 5266 |
| Scoring margin | -2.6 | - | 11/17/17 | UNC ASHEVILLE | W 79-76 | 8048 |
| FIELD GOALS-ATT | 150-376 | 182-418 | 11/19/17 | USC | Lot 89-93 | 8284 |
| Field goal pct | .399 | .435 | 11/23/17 | vs Virginia | L 42-68 | 0 |
| 3 POINT FG-ATT | 47-159 | 51-144 | 11/24/17 | vs Seton Hall | L 59-72 | 3952 |
| 3-point FG pct | .296 | .354 | 11/28/17 | RADFORD | W 74-62 | 8027 |
| 3-pt FG made per game | 6.7 | 7.3 | * - Conference game | | | |
| FREE THROWS-ATT | 129-175 | 79-110 | | | | |
| Free throw pct | .737 | .718 | | | | |
| F-Throws made per game | 18.4 | 11.3 | | | | |
| REBOUNDS | 260 | 237 | | | | |
| Rebounds per game | 37.1 | 33.9 | | | | |
| Rebounding margin | +3.3 | - | | | | |
| ASSISTS | 75 | 80 | | | | |
| Assists per game | 10.7 | 11.4 | | | | |
| TURNOVERS | 93 | 72 | | | | |
| Turnovers per game | 13.3 | 10.3 | | | | |
| Turnover margin | -3.0 | - | | | | |
| Assist/turnover ratio | 0.8 | 1.1 | | | | |
| STEALS | 32 | 28 | | | | |
| Steals per game | 4.6 | 4.0 | | | | |
| BLOCKS | 20 | 22 | | | | |
| Blocks per game | 2.9 | 3.1 | | | | |
| ATTENDANCE | 32968 | 9218 | | | | |
| Home games-Avg/Game | 4-8242 | 1-5266 | | | | |
| Neutral site-Avg/Game | - | 2-1976 | | | | |

| Score by Periods | 1st | 2nd | OT | Totals |
|------------------|-----|-----|----|--------|
| Vanderbilt | 222 | 245 | 9 | 476 |
| Opponents | 239 | 242 | 13 | 494 |



2017-18 Vanderbilt Basketball
 Vanderbilt Team Game-by-Game (as of Nov 30, 2017)
 All games



TEAM STATISTICS

| Opponent | Date | Score | | Total | | 3-Pointers | | Free throws | | Rebounds | | | | pf | a | t/o | blk | stl | pts | avg |
|---------------|----------|-------|-----|---------|------|------------|------|-------------|------|----------|-----|-----|------|-----|----|-----|-----|-----|-----|------|
| | | | | fg-fga | pct | 3fg-fga | pct | ft-fga | pct | off | def | tot | avg | | | | | | | |
| AUSTIN PEAY | 11/10/17 | 73-54 | W | 26-58 | .448 | 9-25 | .360 | 12-19 | .632 | 16 | 23 | 39 | 39.0 | 16 | 17 | 15 | 6 | 8 | 73 | 73.0 |
| at Belmont | 11/13/17 | 60-69 | L | 17-48 | .354 | 4-23 | .174 | 22-31 | .710 | 9 | 30 | 39 | 39.0 | 26 | 5 | 15 | 2 | 3 | 60 | 66.5 |
| UNC ASHEVILLE | 11/17/17 | 79-76 | W | 25-53 | .472 | 7-19 | .368 | 22-29 | .759 | 7 | 25 | 32 | 36.7 | 15 | 15 | 14 | 5 | 5 | 79 | 70.7 |
| USC | 11/19/17 | 89-93 | Lot | 29-57 | .509 | 11-23 | .478 | 20-28 | .714 | 9 | 29 | 38 | 37.0 | 21 | 14 | 16 | 0 | 4 | 89 | 75.2 |
| vs Virginia | 11/23/17 | 42-68 | L | 12-52 | .231 | 4-18 | .222 | 14-19 | .737 | 8 | 28 | 36 | 36.8 | 13 | 7 | 9 | 2 | 4 | 42 | 68.6 |
| vs Seton Hall | 11/24/17 | 59-72 | L | 19-56 | .339 | 5-24 | .208 | 16-18 | .889 | 11 | 28 | 39 | 37.2 | 24 | 7 | 16 | 2 | 2 | 59 | 67.0 |
| RADFORD | 11/28/17 | 74-62 | W | 22-52 | .423 | 7-27 | .259 | 23-31 | .742 | 10 | 27 | 37 | 37.1 | 16 | 10 | 8 | 3 | 6 | 74 | 68.0 |
| Vanderbilt | | 476 | | 150-376 | .399 | 47-159 | .296 | 129-175 | .737 | 70 | 190 | 260 | 37.1 | 131 | 75 | 93 | 20 | 32 | 476 | 68.0 |
| Opponents | | 494 | | 182-418 | .435 | 51-144 | .354 | 79-110 | .718 | 58 | 179 | 237 | 33.9 | 149 | 80 | 72 | 22 | 28 | 494 | 70.6 |

Games played: 7
 Points/game: 68.0
 FG Pct: 39.9
 3FG Pct: 29.6
 FT Pct: 73.7

Rebounds/game: 37.1
 Assists/game: 10.7
 Turnovers/game: 13.3
 Assist/turnover ratio: 0.8
 Steals/game: 4.6
 Blocks/game: 2.9



2017-18 Vanderbilt Basketball
 Vanderbilt Opponent Game-by-Game (as of Nov 30, 2017)
 All games



OPPONENT STATISTICS

| Opponent | Date | Score | | Total | | 3-Pointers | | Free throws | | Rebounds | | | | pf | a | t/o | blk | stl | pts | avg |
|---------------|----------|-------|-----|---------|------|------------|------|-------------|------|----------|-----|-----|------|-----|----|-----|-----|-----|-----|------|
| | | | | fg-fga | pct | 3fg-fga | pct | ft-fta | pct | off | def | tot | avg | | | | | | | |
| AUSTIN PEAY | 11/10/17 | 73-54 | W | 22-54 | .407 | 3-13 | .231 | 7-12 | .583 | 9 | 22 | 31 | 31.0 | 20 | 11 | 17 | 1 | 5 | 54 | 54.0 |
| at Belmont | 11/13/17 | 60-69 | L | 22-54 | .407 | 6-27 | .222 | 19-26 | .731 | 7 | 26 | 33 | 32.0 | 27 | 8 | 10 | 1 | 4 | 69 | 61.5 |
| UNC ASHEVILLE | 11/17/17 | 79-76 | W | 27-64 | .422 | 9-20 | .450 | 13-15 | .867 | 12 | 24 | 36 | 33.3 | 18 | 12 | 14 | 2 | 8 | 76 | 66.3 |
| USC | 11/19/17 | 89-93 | Lot | 33-67 | .493 | 12-26 | .462 | 15-16 | .938 | 5 | 23 | 28 | 32.0 | 26 | 8 | 6 | 4 | 3 | 93 | 73.0 |
| vs Virginia | 11/23/17 | 42-68 | L | 27-60 | .450 | 10-21 | .476 | 4-6 | .667 | 7 | 35 | 42 | 34.0 | 17 | 21 | 7 | 8 | 3 | 68 | 72.0 |
| vs Seton Hall | 11/24/17 | 59-72 | L | 27-58 | .466 | 4-18 | .222 | 14-24 | .583 | 8 | 25 | 33 | 33.8 | 16 | 10 | 9 | 5 | 4 | 72 | 72.0 |
| RADFORD | 11/28/17 | 74-62 | W | 24-61 | .393 | 7-19 | .368 | 7-11 | .636 | 10 | 24 | 34 | 33.9 | 25 | 10 | 9 | 1 | 1 | 62 | 70.6 |
| Opponents | | 494 | | 182-418 | .435 | 51-144 | .354 | 79-110 | .718 | 58 | 179 | 237 | 33.9 | 149 | 80 | 72 | 22 | 28 | 494 | 70.6 |
| Vanderbilt | | 476 | | 150-376 | .399 | 47-159 | .296 | 129-175 | .737 | 70 | 190 | 260 | 37.1 | 131 | 75 | 93 | 20 | 32 | 476 | 68.0 |

Games played: 7
 Points/game: 70.6
 FG Pct: 43.5
 3FG Pct: 35.4
 FT Pct: 71.8

Rebounds/game: 33.9
 Assists/game: 11.4
 Turnovers/game: 10.3
 Assist/turnover ratio: 1.1
 Steals/game: 4.0
 Blocks/game: 3.1



2017-18 Vanderbilt Basketball
 Vanderbilt Points-Rebounds-Assists (as of Nov 30, 2017)
 All games



| Opponent | Date | Score | | 00 | 01 | 02 | 03 | 05 | 10 | 11 |
|---------------|----------|-------|---|-----------|------------|----------|------------|------------|------------|------------|
| | | | | LEE,SABEN | WILLIS,PAY | TOYE,JOE | AUSTIN,JR, | FISHER-DAV | EVANS,MAXW | ROBERSON,J |
| AUSTIN PEAY | 11/10/17 | 73-54 | w | 6-0-7 | 8-0-1 | 9-3-1 | 2-3-2 | DNP | 5-2-0 | 13-10-3 |
| at Belmont | 11/13/17 | 60-69 | L | 19-8-2 | 3-3-0 | 6-2-1 | 2-1-0 | 6-4-0 | 0-0-0 | 13-12-0 |
| UNC ASHEVILLE | 11/17/17 | 79-76 | w | 8-1-5 | 0-0-0 | 2-0-0 | 2-1-2 | 17-4-1 | 0-0-2 | 17-12-0 |
| USC | 11/19/17 | 89-93 | L | 2-1-1 | 0-0-0 | 2-1-1 | 13-4-6 | 31-11-1 | 0-0-0 | 10-6-1 |
| vs Virginia | 11/23/17 | 42-68 | L | 0-1-0 | 0-1-1 | 2-2-1 | 5-5-0 | 11-3-1 | 5-4-2 | 6-3-1 |
| vs Seton Hall | 11/24/17 | 59-72 | L | 8-1-4 | DNP | 6-3-0 | 0-1-2 | 4-8-0 | 2-2-0 | 20-13-0 |
| RADFORD | 11/28/17 | 74-62 | w | 1-2-1 | 5-2-4 | 8-4-0 | 0-0-0 | 7-6-3 | DNP | 14-9-1 |

| Opponent | Date | Score | | 12 | 13 | 15 | 50 |
|---------------|----------|-------|---|------------|------------|------------|------------|
| | | | | BAPTISTE,D | LACHANCE,R | BROWN,CLEV | OBINNA,EJI |
| AUSTIN PEAY | 11/10/17 | 73-54 | w | 2-4-1 | 13-3-2 | 13-5-0 | 2-6-0 |
| at Belmont | 11/13/17 | 60-69 | L | 1-4-0 | 10-1-2 | 0-1-0 | 0-0-0 |
| UNC ASHEVILLE | 11/17/17 | 79-76 | w | 13-8-1 | 17-2-4 | 2-0-0 | 1-1-0 |
| USC | 11/19/17 | 89-93 | L | 9-7-0 | 19-2-4 | 1-1-0 | 2-2-0 |
| vs Virginia | 11/23/17 | 42-68 | L | 5-6-0 | 0-1-0 | 3-2-1 | 5-7-0 |
| vs Seton Hall | 11/24/17 | 59-72 | L | 2-2-0 | 6-2-1 | 2-0-0 | 9-5-0 |
| RADFORD | 11/28/17 | 74-62 | w | 8-3-0 | 27-5-1 | 4-4-0 | DNP |



2017-18 Vanderbilt Basketball
Vanderbilt Game-by-Game Highs (as of Nov 30, 2017)
All games



| Opponent | Date | Score | Points | Rebounds | Assists | Steals | Blocked shots |
|---------------|----------|-------|---|--------------------|---------------------------------|--|---|
| AUSTIN PEAY | 11/10/17 | 73-54 | 13-BROWN, Clevon ROBERSON, Jeff LACHANCE, Riley | 10-ROBERSON, Jeff | 7-LEE, Saben | 2-WILLIS, Payton BROWN, Clevon ROBERSON, Jeff BAPTISTE, Djery | 3-BROWN, Clevon |
| at Belmont | 11/13/17 | 60-69 | 19-LEE, Saben | 12-ROBERSON, Jeff | 2-LEE, Saben LACHANCE, Riley | 2-FISHER-DAVIS, M. | 1-BAPTISTE, Djery WILLIS, Payton |
| UNC ASHEVILLE | 11/17/17 | 79-76 | 17-FISHER-DAVIS, M LACHANCE, Riley ROBERSON, Jeff | 12-ROBERSON, Jeff | 5-LEE, Saben | 2-ROBERSON, Jeff | 2-BROWN, Clevon ROBERSON, Jeff |
| USC | 11/19/17 | 89-93 | 31-FISHER-DAVIS, M | 11-FISHER-DAVIS, M | 6-AUSTIN, JR., Larry | 2-FISHER-DAVIS, M. | None |
| vs Virginia | 11/23/17 | 42-68 | 11-FISHER-DAVIS, M | 7-OBINNA, Ejike | 2-EVANS, Maxwell | 1-EVANS, Maxwell AUSTIN, JR., Larry TOYE, Joe LEE, Saben | 1-BAPTISTE, Djery LEE, Saben |
| vs Seton Hall | 11/24/17 | 59-72 | 20-ROBERSON, Jeff | 13-ROBERSON, Jeff | 4-LEE, Saben | 2-FISHER-DAVIS, M. | 1-BROWN, Clevon OBINNA, Ejike |
| RADFORD | 11/28/17 | 74-62 | 27-LACHANCE, Riley | 9-ROBERSON, Jeff | 4-WILLIS, Payton | 2-LACHANCE, Riley TOYE, Joe | 1-BROWN, Clevon BAPTISTE, Djery TOYE, Joe |



2017-18 Vanderbilt Basketball
Vanderbilt Team High/Low Analysis (as of Nov 30, 2017)
All games



Vanderbilt - TEAM GAME HIGHS

| | | | |
|-----------------------|------|---------|--------------------------|
| POINTS | 89 | | USC (11/19/17) |
| | 79 | | UNC ASHEVILLE (11/17/17) |
| | 74 | | RADFORD (11/28/17) |
| | 73 | | AUSTIN PEAY (11/10/17) |
| | 60 | | at Belmont (11/13/17) |
| FIELD GOALS MADE | 29 | | USC (11/19/17) |
| | 26 | | AUSTIN PEAY (11/10/17) |
| FIELD GOAL ATTEMPTS | 58 | | AUSTIN PEAY (11/10/17) |
| | 57 | | USC (11/19/17) |
| FIELD GOAL PERCENTAGE | .509 | (29-57) | USC (11/19/17) |
| | .472 | (25-53) | UNC ASHEVILLE (11/17/17) |
| 3 PT FIELD GOALS MADE | 11 | | USC (11/19/17) |
| | 9 | | AUSTIN PEAY (11/10/17) |
| 3 PT FG ATTEMPTS | 27 | | RADFORD (11/28/17) |
| | 25 | | AUSTIN PEAY (11/10/17) |
| 3 PT FG PERCENTAGE | .478 | (11-23) | USC (11/19/17) |
| | .368 | (7-19) | UNC ASHEVILLE (11/17/17) |
| FREE THROWS MADE | 23 | | RADFORD (11/28/17) |
| | 22 | | UNC ASHEVILLE (11/17/17) |
| | 22 | | at Belmont (11/13/17) |
| FREE THROW ATTEMPTS | 31 | | RADFORD (11/28/17) |
| | 31 | | at Belmont (11/13/17) |
| FREE THROW PERCENTAGE | .889 | (16-18) | vs Seton Hall (11/24/17) |
| | .759 | (22-29) | UNC ASHEVILLE (11/17/17) |
| REBOUNDS | 39 | | vs Seton Hall (11/24/17) |
| | 39 | | at Belmont (11/13/17) |
| | 39 | | AUSTIN PEAY (11/10/17) |
| ASSISTS | 17 | | AUSTIN PEAY (11/10/17) |
| | 15 | | UNC ASHEVILLE (11/17/17) |
| STEALS | 8 | | AUSTIN PEAY (11/10/17) |
| | 6 | | RADFORD (11/28/17) |
| BLOCKED SHOTS | 6 | | AUSTIN PEAY (11/10/17) |
| | 5 | | UNC ASHEVILLE (11/17/17) |
| TURNOVERS | 16 | | vs Seton Hall (11/24/17) |
| | 16 | | USC (11/19/17) |
| FOULS | 26 | | at Belmont (11/13/17) |
| | 24 | | vs Seton Hall (11/24/17) |



2017-18 Vanderbilt Basketball
Vanderbilt High/Low Analysis (as of Nov 30, 2017)
All games



Opponent - GAME HIGHS

| | | | |
|-----------------------|------|---------|--------------------------|
| POINTS | 93 | | USC (11/19/17) |
| | 76 | | UNC ASHEVILLE (11/17/17) |
| | 72 | | vs Seton Hall (11/24/17) |
| | 69 | | at Belmont (11/13/17) |
| | 68 | | vs Virginia (11/23/17) |
| FIELD GOALS MADE | 33 | | USC (11/19/17) |
| | 27 | | vs Seton Hall (11/24/17) |
| | 27 | | vs Virginia (11/23/17) |
| | 27 | | UNC ASHEVILLE (11/17/17) |
| FIELD GOAL ATTEMPTS | 67 | | USC (11/19/17) |
| | 64 | | UNC ASHEVILLE (11/17/17) |
| FIELD GOAL PERCENTAGE | .493 | (33-67) | USC (11/19/17) |
| | .466 | (27-58) | vs Seton Hall (11/24/17) |
| 3 PT FIELD GOALS MADE | 12 | | USC (11/19/17) |
| | 10 | | vs Virginia (11/23/17) |
| 3 PT FG ATTEMPTS | 27 | | at Belmont (11/13/17) |
| | 26 | | USC (11/19/17) |
| 3 PT FG PERCENTAGE | .476 | (10-21) | vs Virginia (11/23/17) |
| | .462 | (12-26) | USC (11/19/17) |
| FREE THROWS MADE | 19 | | at Belmont (11/13/17) |
| | 15 | | USC (11/19/17) |
| FREE THROW ATTEMPTS | 26 | | at Belmont (11/13/17) |
| | 24 | | vs Seton Hall (11/24/17) |
| FREE THROW PERCENTAGE | .938 | (15-16) | USC (11/19/17) |
| | .867 | (13-15) | UNC ASHEVILLE (11/17/17) |
| REBOUNDS | 42 | | vs Virginia (11/23/17) |
| | 36 | | UNC ASHEVILLE (11/17/17) |
| ASSISTS | 21 | | vs Virginia (11/23/17) |
| | 12 | | UNC ASHEVILLE (11/17/17) |
| STEALS | 8 | | UNC ASHEVILLE (11/17/17) |
| | 5 | | AUSTIN PEAY (11/10/17) |
| BLOCKED SHOTS | 8 | | vs Virginia (11/23/17) |
| | 5 | | vs Seton Hall (11/24/17) |
| TURNOVERS | 17 | | AUSTIN PEAY (11/10/17) |
| | 14 | | UNC ASHEVILLE (11/17/17) |
| FOULS | 27 | | at Belmont (11/13/17) |
| | 26 | | USC (11/19/17) |



2017-18 Vanderbilt Basketball
Vanderbilt High/Low Analysis (as of Nov 30, 2017)
All games



Vanderbilt - GAME LOWS

| | | | |
|-----------------------|------|---------|--------------------------|
| POINTS | 42 | | vs Virginia (11/23/17) |
| | 59 | | vs Seton Hall (11/24/17) |
| | 60 | | at Belmont (11/13/17) |
| | 73 | | AUSTIN PEAY (11/10/17) |
| | 74 | | RADFORD (11/28/17) |
| FIELD GOALS MADE | 12 | | vs Virginia (11/23/17) |
| | 17 | | at Belmont (11/13/17) |
| FIELD GOAL ATTEMPTS | 48 | | at Belmont (11/13/17) |
| | 52 | | vs Virginia (11/23/17) |
| | 52 | | RADFORD (11/28/17) |
| FIELD GOAL PERCENTAGE | .231 | (12-52) | vs Virginia (11/23/17) |
| | .339 | (19-56) | vs Seton Hall (11/24/17) |
| 3 PT FIELD GOALS MADE | 4 | | at Belmont (11/13/17) |
| | 4 | | vs Virginia (11/23/17) |
| 3 PT FG ATTEMPTS | 18 | | vs Virginia (11/23/17) |
| | 19 | | UNC ASHEVILLE (11/17/17) |
| 3 PT FG PERCENTAGE | .174 | (4-23) | at Belmont (11/13/17) |
| | .208 | (5-24) | vs Seton Hall (11/24/17) |
| FREE THROWS MADE | 12 | | AUSTIN PEAY (11/10/17) |
| | 14 | | vs Virginia (11/23/17) |
| FREE THROW ATTEMPTS | 18 | | vs Seton Hall (11/24/17) |
| | 19 | | AUSTIN PEAY (11/10/17) |
| | 19 | | vs Virginia (11/23/17) |
| FREE THROW PERCENTAGE | .632 | (12-19) | AUSTIN PEAY (11/10/17) |
| | .710 | (22-31) | at Belmont (11/13/17) |
| REBOUNDS | 32 | | UNC ASHEVILLE (11/17/17) |
| | 36 | | vs Virginia (11/23/17) |
| ASSISTS | 5 | | at Belmont (11/13/17) |
| | 7 | | vs Virginia (11/23/17) |
| | 7 | | vs Seton Hall (11/24/17) |
| STEALS | 2 | | vs Seton Hall (11/24/17) |
| | 3 | | at Belmont (11/13/17) |
| BLOCKED SHOTS | 0 | | USC (11/19/17) |
| | 2 | | at Belmont (11/13/17) |
| | 2 | | vs Virginia (11/23/17) |
| | 2 | | vs Seton Hall (11/24/17) |
| TURNOVERS | 8 | | RADFORD (11/28/17) |
| | 9 | | vs Virginia (11/23/17) |
| FOULS | 13 | | vs Virginia (11/23/17) |
| | 15 | | UNC ASHEVILLE (11/17/17) |



2017-18 Vanderbilt Basketball
Vanderbilt High/Low Analysis (as of Nov 30, 2017)
All games



Opponent - GAME LOWS

| | | | |
|-----------------------|------|---------|--------------------------|
| POINTS | 54 | | AUSTIN PEAY (11/10/17) |
| | 62 | | RADFORD (11/28/17) |
| | 68 | | vs Virginia (11/23/17) |
| | 69 | | at Belmont (11/13/17) |
| | 72 | | vs Seton Hall (11/24/17) |
| FIELD GOALS MADE | 22 | | AUSTIN PEAY (11/10/17) |
| | 22 | | at Belmont (11/13/17) |
| FIELD GOAL ATTEMPTS | 54 | | AUSTIN PEAY (11/10/17) |
| | 54 | | at Belmont (11/13/17) |
| FIELD GOAL PERCENTAGE | .393 | (24-61) | RADFORD (11/28/17) |
| | .407 | (22-54) | AUSTIN PEAY (11/10/17) |
| | .407 | (22-54) | at Belmont (11/13/17) |
| 3 PT FIELD GOALS MADE | 3 | | AUSTIN PEAY (11/10/17) |
| | 4 | | vs Seton Hall (11/24/17) |
| 3 PT FG ATTEMPTS | 13 | | AUSTIN PEAY (11/10/17) |
| | 18 | | vs Seton Hall (11/24/17) |
| 3 PT FG PERCENTAGE | .222 | (4-18) | vs Seton Hall (11/24/17) |
| | .222 | (6-27) | at Belmont (11/13/17) |
| FREE THROWS MADE | 4 | | vs Virginia (11/23/17) |
| | 7 | | AUSTIN PEAY (11/10/17) |
| | 7 | | RADFORD (11/28/17) |
| FREE THROW ATTEMPTS | 6 | | vs Virginia (11/23/17) |
| | 11 | | RADFORD (11/28/17) |
| FREE THROW PERCENTAGE | .583 | (7-12) | AUSTIN PEAY (11/10/17) |
| | .583 | (14-24) | vs Seton Hall (11/24/17) |
| REBOUNDS | 28 | | USC (11/19/17) |
| | 31 | | AUSTIN PEAY (11/10/17) |
| ASSISTS | 8 | | at Belmont (11/13/17) |
| | 8 | | USC (11/19/17) |
| STEALS | 1 | | RADFORD (11/28/17) |
| | 3 | | USC (11/19/17) |
| | 3 | | vs Virginia (11/23/17) |
| BLOCKED SHOTS | 1 | | AUSTIN PEAY (11/10/17) |
| | 1 | | at Belmont (11/13/17) |
| | 1 | | RADFORD (11/28/17) |
| TURNOVERS | 6 | | USC (11/19/17) |
| | 7 | | vs Virginia (11/23/17) |
| FOULS | 16 | | vs Seton Hall (11/24/17) |
| | 17 | | vs Virginia (11/23/17) |



2017-18 Vanderbilt Basketball
Vanderbilt Player High/Low Analysis (as of Nov 30, 2017)
All games



Vanderbilt - INDIVIDUAL GAME HIGHS

| | | | |
|--------------------------|-------|---------|--|
| Points | 31 | | FISHER-DAVIS, M. vs USC (11/19/17) |
| | 27 | | LACHANCE, Riley vs Radford (11/28/17) |
| | 20 | | ROBERSON, Jeff vs Seton Hall (11/24/17) |
| | 19 | | LACHANCE, Riley vs USC (11/19/17) |
| | 19 | | LEE, Saben at Belmont (11/13/17) |
| Field Goals Made | 9 | | FISHER-DAVIS, M. vs USC (11/19/17) |
| | 7 | | LACHANCE, Riley vs Radford (11/28/17) |
| | 7 | | LACHANCE, Riley vs USC (11/19/17) |
| Field Goal Att. | 18 | | FISHER-DAVIS, M. vs USC (11/19/17) |
| | 14 | | LACHANCE, Riley vs USC (11/19/17) |
| FG Pct (min 5 made) | .833 | (5-6) | BAPTISTE, Djery vs UNC Asheville (11/17/17) |
| | .636 | (7-11) | LACHANCE, Riley vs Radford (11/28/17) |
| 3-Point FG Made | 6 | | FISHER-DAVIS, M. vs USC (11/19/17) |
| | 4 | | LACHANCE, Riley vs USC (11/19/17) |
| | 4 | | LACHANCE, Riley vs UNC Asheville (11/17/17) |
| 3-Point FG Att. | 13 | | FISHER-DAVIS, M. vs USC (11/19/17) |
| | 9 | | FISHER-DAVIS, M. vs Radford (11/28/17) |
| 3-Pt FG Pct (min 2 made) | .800 | (4-5) | LACHANCE, Riley vs USC (11/19/17) |
| | .667 | (2-3) | ROBERSON, Jeff vs Radford (11/28/17) |
| Free Throws Made | 10 | | LACHANCE, Riley vs Radford (11/28/17) |
| | 8 | | ROBERSON, Jeff vs Seton Hall (11/24/17) |
| | 8 | | ROBERSON, Jeff vs UNC Asheville (11/17/17) |
| | 8 | | LEE, Saben at Belmont (11/13/17) |
| Free Throw Att. | 11 | | LEE, Saben at Belmont (11/13/17) |
| | 10 | | LACHANCE, Riley vs Radford (11/28/17) |
| FT Pct (min 3 made) | 1.000 | (10-10) | LACHANCE, Riley vs Radford (11/28/17) |
| | 1.000 | (8-8) | ROBERSON, Jeff vs Seton Hall (11/24/17) |
| | 1.000 | (8-8) | ROBERSON, Jeff vs UNC Asheville (11/17/17) |
| | 1.000 | (6-6) | ROBERSON, Jeff at Belmont (11/13/17) |
| | 1.000 | (6-6) | FISHER-DAVIS, M. at Belmont (11/13/17) |
| | 1.000 | (5-5) | FISHER-DAVIS, M. vs UNC Asheville (11/17/17) |
| | 1.000 | (4-4) | ROBERSON, Jeff vs Virginia (11/23/17) |
| | 1.000 | (3-3) | OBINNA, Ejike vs Virginia (11/23/17) |
| Rebounds | 13 | | ROBERSON, Jeff vs Seton Hall (11/24/17) |
| | 12 | | ROBERSON, Jeff vs UNC Asheville (11/17/17) |
| | 12 | | ROBERSON, Jeff at Belmont (11/13/17) |
| Assists | 7 | | LEE, Saben vs Austin Peay (11/10/17) |
| | 6 | | AUSTIN, JR., Larry vs USC (11/19/17) |
| Steals | 2 | | LACHANCE, Riley vs Radford (11/28/17) |
| | 2 | | TOYE, Joe vs Radford (11/28/17) |
| | 2 | | FISHER-DAVIS, M. vs Seton Hall (11/24/17) |
| | 2 | | FISHER-DAVIS, M. vs USC (11/19/17) |
| | 2 | | ROBERSON, Jeff vs UNC Asheville (11/17/17) |
| | 2 | | FISHER-DAVIS, M. at Belmont (11/13/17) |
| | 2 | | ROBERSON, Jeff vs Austin Peay (11/10/17) |
| | 2 | | BROWN, Clevon vs Austin Peay (11/10/17) |
| | 2 | | WILLIS, Payton vs Austin Peay (11/10/17) |
| | 2 | | BAPTISTE, Djery vs Austin Peay (11/10/17) |
| Blocked Shots | 3 | | BROWN, Clevon vs Austin Peay (11/10/17) |
| | 2 | | ROBERSON, Jeff vs UNC Asheville (11/17/17) |
| | 2 | | BROWN, Clevon vs UNC Asheville (11/17/17) |
| | 2 | | LEE, Saben vs Austin Peay (11/10/17) |
| Turnovers | 4 | | LEE, Saben at Belmont (11/13/17) |



2017-18 Vanderbilt Basketball
Vanderbilt Opponent High/Low Analysis (as of Nov 30, 2017)
All games



OPPONENT INDIVIDUAL GAME HIGHS

| | | | |
|--------------------------|-------|--------|---|
| Points | 35 | | McLaughlin, Jordan vs USC (11/19/17) |
| | 27 | | RODRIGUEZ, Desi vs Seton Hall (11/24/17) |
| | 24 | | WINDLER, Dylan at Belmont (11/13/17) |
| | 23 | | Metu, Chimezie vs USC (11/19/17) |
| | 22 | | EGEKEZE, Amanze at Belmont (11/13/17) |
| Field Goals Made | 12 | | RODRIGUEZ, Desi vs Seton Hall (11/24/17) |
| | 12 | | McLaughlin, Jordan vs USC (11/19/17) |
| Field Goal Att. | 22 | | Metu, Chimezie vs USC (11/19/17) |
| | 21 | | RODRIGUEZ, Desi vs Seton Hall (11/24/17) |
| FG Pct (min 5 made) | .714 | (5-7) | DIAKITE, Mamadi vs Virginia (11/23/17) |
| | .636 | (7-11) | WNUK, Alec vs UNC Asheville (11/17/17) |
| 3-Point FG Made | 5 | | McLaughlin, Jordan vs USC (11/19/17) |
| | 4 | | JEROME, Ty vs Virginia (11/23/17) |
| | 4 | | GUY, Kyle vs Virginia (11/23/17) |
| 3-Point FG Att. | 11 | | McLaughlin, Jordan vs USC (11/19/17) |
| | 7 | | POWELL, Myles vs Seton Hall (11/24/17) |
| | 7 | | GUY, Kyle vs Virginia (11/23/17) |
| | 7 | | JEROME, Ty vs Virginia (11/23/17) |
| | 7 | | Boatwright, Bennie vs USC (11/19/17) |
| | 7 | | TEAGUE, MaCio vs UNC Asheville (11/17/17) |
| | 7 | | EGEKEZE, Amanze at Belmont (11/13/17) |
| 3-Pt FG Pct (min 2 made) | 1.000 | (2-2) | BRADFORD, Christian vs Radford (11/28/17) |
| | .667 | (2-3) | WNUK, Alec vs UNC Asheville (11/17/17) |
| | .667 | (2-3) | TAYLOR, Terry vs Austin Peay (11/10/17) |
| Free Throws Made | 7 | | EGEKEZE, Amanze at Belmont (11/13/17) |
| | 6 | | McLaughlin, Jordan vs USC (11/19/17) |
| Free Throw Att. | 9 | | DELGADO, Angel vs Seton Hall (11/24/17) |
| | 8 | | EGEKEZE, Amanze at Belmont (11/13/17) |
| FT Pct (min 3 made) | 1.000 | (6-6) | McLaughlin, Jordan vs USC (11/19/17) |
| | 1.000 | (4-4) | Metu, Chimezie vs USC (11/19/17) |
| | 1.000 | (4-4) | VANNATTA, Kevin vs UNC Asheville (11/17/17) |
| | 1.000 | (3-3) | TEAGUE, MaCio vs UNC Asheville (11/17/17) |
| Rebounds | 12 | | POLITE JR, Ed vs Radford (11/28/17) |
| | 11 | | WINDLER, Dylan at Belmont (11/13/17) |
| Assists | 6 | | FIELDS JR, Travis vs Radford (11/28/17) |
| | 6 | | LUKE, Austin at Belmont (11/13/17) |
| Steals | 4 | | THOMAS, Ahmad vs UNC Asheville (11/17/17) |
| | 3 | | IVORY, Tre' vs Austin Peay (11/10/17) |
| Blocked Shots | 4 | | SANOGO, Ismael vs Seton Hall (11/24/17) |
| | 4 | | WILKINS, Isaiah vs Virginia (11/23/17) |
| Turnovers | 6 | | WNUK, Alec vs UNC Asheville (11/17/17) |
| | 4 | | LUKE, Austin at Belmont (11/13/17) |
| | 4 | | UGBA, Averyl vs Austin Peay (11/10/17) |
| | 4 | | IVORY, Tre' vs Austin Peay (11/10/17) |
| Fouls | 5 | | HOLLAND, Devonnte vs Radford (11/28/17) |
| | 5 | | Boatwright, Bennie vs USC (11/19/17) |
| | 5 | | VANNATTA, Kevin vs UNC Asheville (11/17/17) |
| | 5 | | UGBA, Averyl vs Austin Peay (11/10/17) |