



**Vanderbilt (3-5) vs. Middle Tennessee (5-1)  
Nashville, Tenn. - Memorial Gym - 7 p.m.**

**TV:** SEC Network +

**TV Talent:** Kevin Ingram (pxp), Shan Foster (analyst)

**Radio:** Vanderbilt Radio Network from IMG College, vucommidores.com

**Radio Talent:** Joe Fisher (pxp), Tim Thompson (analyst)

**Live Stats:** vucommidores.com

**Twitter Updates:** @VandyMBB

**Vanderbilt Athletic Communications**

2601 Jess Neely Drive, Nashville, TN 37212

**phone:** 615-322-4121

**www.vucommidores.com**

**VANDERBILT SCHEDULE/RESULTS**

**NOVEMBER**

Date	VU	Opp	Opponent	Time/Result	TV/Rec.
Nov. 10	-	-	Austin Peay#	W, 73-54	1-0
Nov. 13	-	-	Belmont	L, 60-69	1-1
Nov. 17	-	-	UNC Asheville#	W, 79-76	2-1
Nov. 19	-	10/10	USC	L, 89-93 OT	2-2
Nov. 23	-	RW/25	Virginia	L, 42-68	2-3
Nov. 24	-	20/20	Seton Hall	L, 59-72	2-4

**NIT Season Tip-Off, Brooklyn, N.Y.**

Nov. 28	-	-	Radford	W, 74-62	3-4
---------	---	---	---------	----------	-----

**DECEMBER**

Date	VU	Opp	Opponent	Time	TV/Rec.
Dec. 3	-	-	Kansas State	L, 79-84	3-5
Dec. 6	-	-	M. Tennessee	7 p.m.	SECN+
Dec. 17	-	-	Arizona State	1 p.m.	Pac12N
Dec. 20	-	-	Houston Baptist	6 p.m.	SECN+
Dec. 22	-	-	Alcorn State	6 p.m.	SECN+
Dec. 30	-	-	Florida*	3 p.m.	ESPN2

**JANUARY**

Date	VU	Opp	Opponent	Time	TV/Rec.
Jan. 2	-	-	Alabama*	6 p.m.	SECN
Jan. 6	-	-	S. Carolina*	5:45 p.m.	SECN
Jan. 9	-	-	Tennessee*	8 p.m.	SECN
Jan. 13	-	-	Kentucky*	3 p.m.	ESPN
Jan. 16	-	-	Miss. State*	6 p.m.	SECN
Jan. 20	-	-	LSU*	12 p.m.	SECN
Jan. 23	-	-	Tennessee*	6 p.m.	ESPNU
Jan. 27	-	-	TCU%	3 p.m.	ESPN2
Jan. 30	-	-	Kentucky*	8 p.m.	ESPN

**FEBRUARY**

Date	VU	Opp	Opponent	Time	TV/Rec.
Feb. 3	-	-	Auburn*	7:30 p.m.	SECN
Feb. 7	-	-	Georgia*	7:30 p.m.	SECN
Feb. 10	-	-	Arkansas*	7:30 p.m.	SECN
Feb. 14	-	-	Miss. State*	6 p.m.	SECN
Feb. 17	-	-	Florida*	3 p.m.	ESPN/ESPN2
Feb. 20	-	-	LSU*	8 p.m.	SECN
Feb. 24	-	-	Texas A&M*	3 p.m.	ESPN/2
Feb. 27	-	-	Missouri*	6 p.m.	ESPN/2



**MARCH**

Date	VU	Opp	Opponent	Time	TV/Rec.
Mar. 3	-	-	Ole Miss*	7:30 p.m.	SECN

**ALL TIMES CENTRAL**












RANKINGS: AP/ESPN \*SEC GAME; #NIT Season Tip-Off, Nashville, Tenn.; %SEC/Big 12 Challenge;

**GAME INFORMATION**

	SERIES INFORMATION	
<p><b>2017-18 Record:</b> 3-4  <b>Head Coach:</b> Bryce Drew  <b>Career Record:</b> 146-69 (7)  <b>VU Record:</b> 22-20 (2)</p> <p><b>2017-18 LEADERS</b>  <b>Points:</b> Jeff Roberson (13.3)  <b>Rebounds:</b> Jeff Roberson (9.3)  <b>Assists:</b> Saben Lee (2.9)  <b>Blocks:</b> Clevon Brown (1.0)</p>	<p><b>Series Record:</b> VU leads, 29-6.  <b>Last Meeting:</b> MT win 71-48 on 12/8/16 in Murfreesboro.  <b>Record at Vanderbilt:</b> VU leads 16-0.  <b>Record at MT:</b> VU leads 13-5.  <b>Record at Neutral Site:</b> MT leads 1-0.  <b>Coach Drew vs. Middle Tennessee:</b> Coach Drew is 0-1 against Middle Tennessee.</p>	<p><b>2017-18 Record:</b> 5-1  <b>Head Coach:</b> Kermit Davis  <b>Career Record:</b> 449-256 (23)  <b>MT Record:</b> 312-181 (16)</p> <p><b>2017-18 LEADERS</b>  <b>Points:</b> Nick King (24.3)  <b>Rebounds:</b> Nick King (6.8)  <b>Assists:</b> Tyrik Dixon (3.5)  <b>Blocks:</b> Brandon Walters (1.4)</p>

**QUICK HITTERS**

- ★ Vanderbilt dropped to 3-5 on the season on Sunday after an 84-79 defeat at the hands of Big 12 foe Kansas State at Memorial Gym. Senior Jeff Roberson paced the Commodores against the Wildcats with his fifth double-double of the season in a 22-point and 10-rebound effort in 34 minutes of play. Freshman guard Saben Lee tied a career high with 19 points, and junior forward Joe Toye also tallied a season-high 11 points.
- ★ Jeff Roberson is the team's leading scorer and rebounder, averaging 14.4 points and 9.4 rebounds per game. Roberson also leads the SEC in double doubles with five, while also leading the league in rebounding and defensive rebounding. Riley LaChance pitches in 12.6 points per game and is shooting 45.0% from three on the season, and Matthew Fisher Davis adds 11.3 points per game.
- ★ Roberson began the season with three straight double-doubles, the first time a Commodore has had three straight double-doubles since Dan Langhi in 1998.
- ★ Roberson led the team in scoring (13.0) and rebounding (8.0) at the NIT Season Tip-Off and was named to the event's All-Tournament team. He posted a 20-point, 13-rebound performance against Seton Hall.
- ★ Fisher-Davis' scored 31 points and grabbed 11 rebounds in Vanderbilt's last game at Memorial Gym against USC - his 30-10 game was Vanderbilt's first since A.J. Ogilvy in 2009 (33 and 10, at LSU, 3/4/09).
- ★ Vanderbilt shot their best percentage of the season against USC - 50.9%. The Commodores also had season highs in three-point percentage (.478) and threes made (11). The Commodores shot 46.0% from the field against Kansas State.
- ★ The Commodores have already played three ranked opponents this season in USC (#10/#10), Virginia (RV/#25), and Seton Hall (#20/#20). According to KenPom.com, Vanderbilt has the 40th toughest schedule so far in the nation and the seventh-toughest among Power Five schools (Arkansas 4th, Michigan State 21, Tennessee 30, Purdue 31, North Carolina 38, Texas A&M 39).
- ★ Vanderbilt's next two games are against Middle Tennessee (#81), and at Arizona State (#54).
- ★ This season's non-conference schedule features eight games against teams who played in the postseason a year ago. Five opponents, USC, Seton Hall, Virginia, Kansas State, and Middle Tennessee, all played in the 2017 NCAA Tournament, with NIT participant Belmont, 2017 NIT Champion TCU, and Collegelinsider.com Tournament team UNC Asheville also on the challenging slate.
- ★ Freshman Saben Lee leads the team in assists with 2.9 per game.
- ★ Commodore head coach Bryce Drew, now in his second season, led the Commodores to the NCAA Tournament in his first season in Nashville, marking the first time in the history of the program a first-year Vanderbilt coach led his team to the tournament. Overall, the Commodores made their 15th appearance in the NCAA Tournament and their first back-to-back appearances since making three consecutive tournaments from 2010-12.
- ★ Vanderbilt has two 1,000-point scorers on their roster - Riley LaChance and Matthew Fisher-Davis, with Jeff Roberson 54 points away from the 1,000-point mark. LaChance is 2nd in the SEC in career returning scorers while Fisher-Davis is third behind Georgia's Yante Maten.
- ★ The Commodores return eight letter winners and three of their top four scorers in 2017-18 that advanced to the NCAA Tournament for the second consecutive year - seniors Matthew Fisher-Davis (13.9), Jeff Roberson (10.8), and Riley LaChance (10.5). Junior Joe Toye, who started in 13 games a year ago, also returns after averaging 6.4 points and 2.6 rebounds per game. In all, Vanderbilt returns 70.5% of its scoring and six players who started at least one game in 2016-17.
- ★ Vanderbilt had five top-25 wins, six top-50 victories and 11 top-100 RPI wins a year ago, the overall toughest strength of schedule and toughest non-conference schedule in the nation, and were the only SEC team to sweep Florida.

0		<p><b>SABEN LEE</b> G ★ 6-2 ★ 174 ★ Fr. ★ Phoenix, Ariz.</p> <table border="1"> <thead> <tr> <th>PPG</th> <th>RPG</th> <th>APG</th> <th>SPG</th> <th>BPG</th> <th>MPG</th> </tr> </thead> <tbody> <tr> <td>7.9</td> <td>2.0</td> <td>3.1</td> <td>0.4</td> <td>0.4</td> <td>21.3</td> </tr> </tbody> </table>	PPG	RPG	APG	SPG	BPG	MPG	7.9	2.0	3.1	0.4	0.4	21.3	<p><b>NOTES:</b> 6'2 guard from Tempe, Ariz., who attended Corona Del Sol High School...Made four starts so far in 2017-18...Had career-high 19-point performance two times this season (Belmont, Kansas St.)...Son of former FSU/NFL great Amp Lee.</p>	<p><b>CAREER HIGHS</b>  <b>Pts.</b> - 19, 2x, last vs. K St. (12/3/17)  <b>Rebs.</b> - 8, at Belmont (11/13/17)  <b>Ast.</b> - 7, vs. Austin Peay (11/10/17)  <b>Min.</b> - 23, vs. Kansas St. (12/3/17)</p>
PPG	RPG	APG	SPG	BPG	MPG											
7.9	2.0	3.1	0.4	0.4	21.3											
1		<p><b>PAYTON WILLIS</b> G ★ 6-4 ★ 182 ★ So. ★ Fayetteville, Ark.</p> <table border="1"> <thead> <tr> <th>PPG</th> <th>RPG</th> <th>APG</th> <th>SPG</th> <th>BPG</th> <th>MPG</th> </tr> </thead> <tbody> <tr> <td>2.9</td> <td>1.0</td> <td>0.9</td> <td>0.3</td> <td>0.1</td> <td>12.6</td> </tr> </tbody> </table>	PPG	RPG	APG	SPG	BPG	MPG	2.9	1.0	0.9	0.3	0.1	12.6	<p><b>NOTES:</b> Played season-high 28 minutes against Radford...Missed most of October practice with broken hand...Averaged 5.2 points, 1.8 rebounds, and 1.9 assists/game in 2016-17...3rd Commodore from Arkansas and 1st since Ralph Childs (1955-56).</p>	<p><b>CAREER HIGHS</b>  <b>Pts.</b> - 17, vs. Butler (11/24/16)  <b>Rebs.</b> - 5, at Alabama (1/7/17)  <b>Ast.</b> - 8, vs. Santa Clara (11/25/16)  <b>Min.</b> - 32, vs. Santa Clara (11/25/16)</p>
PPG	RPG	APG	SPG	BPG	MPG											
2.9	1.0	0.9	0.3	0.1	12.6											
2		<p><b>JOE TOYE</b> G/F ★ 6-7 ★ 206 ★ Jr. ★ Chicago, Ill.</p> <table border="1"> <thead> <tr> <th>PPG</th> <th>RPG</th> <th>APG</th> <th>SPG</th> <th>BPG</th> <th>MPG</th> </tr> </thead> <tbody> <tr> <td>5.8</td> <td>2.0</td> <td>0.8</td> <td>0.4</td> <td>0.3</td> <td>18.0</td> </tr> </tbody> </table>	PPG	RPG	APG	SPG	BPG	MPG	5.8	2.0	0.8	0.4	0.3	18.0	<p><b>NOTES:</b> Scored a season-high 11 points against Kansas State...Made four starts this season...Played in all 33 games in 2016-17 and started the last 11...Set new career high with 18 points vs. TAMU in SEC Tournament; made career-best five threes.</p>	<p><b>CAREER HIGHS</b>  <b>Pts.</b> - 18, vs. TAMU (3/9/17)  <b>Rebs.</b> - 6, 2x, last at TAMU (1/31/17)  <b>Ast.</b> - 4, at Arkansas (2/7/17)  <b>Min.</b> - 38, vs. Florida (3/10/17)</p>
PPG	RPG	APG	SPG	BPG	MPG											
5.8	2.0	0.8	0.4	0.3	18.0											
3		<p><b>LARRY AUSTIN, JR.</b> G ★ 6-2 ★ 182 ★ Jr. ★ Springfield, Ill.</p> <table border="1"> <thead> <tr> <th>PPG</th> <th>RPG</th> <th>APG</th> <th>SPG</th> <th>BPG</th> <th>MPG</th> </tr> </thead> <tbody> <tr> <td>3.4</td> <td>2.1</td> <td>1.7</td> <td>0.3</td> <td>0.0</td> <td>17.3</td> </tr> </tbody> </table>	PPG	RPG	APG	SPG	BPG	MPG	3.4	2.1	1.7	0.3	0.0	17.3	<p><b>NOTES:</b> Sat out last year after transferring from Xavier University... Scored career-high 13 points and dished out career-best 6 assists vs. USC...Also played a career-high 32 minutes vs. USC...Played 60 games with the Musketeers from 2014-16.</p>	<p><b>CAREER HIGHS</b>  <b>Pts.</b> - 13, vs. USC (11/19/17)  <b>Rebs.</b> - 6, vs. Wright St. (12/8/15)  <b>Ast.</b> - 6, vs. USC (11/19/17)  <b>Min.</b> - 32, vs. USC (11/19/17)</p>
PPG	RPG	APG	SPG	BPG	MPG											
3.4	2.1	1.7	0.3	0.0	17.3											
5		<p><b>MATTHEW FISHER-DAVIS</b> G ★ 6-5 ★ 186 ★ Sr. ★ Charlotte, N.C.</p> <table border="1"> <thead> <tr> <th>PPG</th> <th>RPG</th> <th>APG</th> <th>SPG</th> <th>BPG</th> <th>MPG</th> </tr> </thead> <tbody> <tr> <td>11.3</td> <td>5.4</td> <td>1.0</td> <td>1.1</td> <td>0.0</td> <td>27.7</td> </tr> </tbody> </table>	PPG	RPG	APG	SPG	BPG	MPG	11.3	5.4	1.0	1.1	0.0	27.7	<p><b>NOTES:</b> Scored season-high 31 points against USC; also tied career high with 11 rebounds... first 30-10 game for VU since A.J. Ogilvy (33 points, 10 rebounds at LSU, 3/4/09)...Made 246 career three pointers...39th on Vanderbilt's all-time scoring list.</p>	<p><b>CAREER HIGHS</b>  <b>Pts.</b> - 33, vs. Auburn (1/4/17)  <b>Rebs.</b> - 11, 2x, last vs. USC (11/19/17)  <b>Ast.</b> - 5, at Ole Miss (3/7/15)  <b>Min.</b> - 41, at Arkansas (1/5/16)</p>
PPG	RPG	APG	SPG	BPG	MPG											
11.3	5.4	1.0	1.1	0.0	27.7											
10		<p><b>MAXWELL EVANS</b> G ★ 6-2 ★ 186 ★ Fr. ★ Houston, Texas</p> <table border="1"> <thead> <tr> <th>PPG</th> <th>RPG</th> <th>APG</th> <th>SPG</th> <th>BPG</th> <th>MPG</th> </tr> </thead> <tbody> <tr> <td>2.1</td> <td>1.1</td> <td>0.6</td> <td>0.3</td> <td>0.0</td> <td>8.9</td> </tr> </tbody> </table>	PPG	RPG	APG	SPG	BPG	MPG	2.1	1.1	0.6	0.3	0.0	8.9	<p><b>NOTES:</b> Started 1st game of career vs. Seton Hall...6'2 wing man who scored five points vs. Austin Peay and Virginia...Averaged 32.7 points, 7.1 rebounds, 6.5 assists, 3.2 steals, and 2.0 blocks as a senior at Bellaire High School.</p>	<p><b>CAREER HIGHS</b>  <b>Pts.</b> - 5, vs. Austin Peay (11/10/17)  <b>Rebs.</b> - 2, vs. Austin Peay (11/10/17)  <b>Ast.</b> - 2, vs. UNCA (11/17/17)  <b>Min.</b> - 15, vs. Austin Peay (11/10/17)</p>
PPG	RPG	APG	SPG	BPG	MPG											
2.1	1.1	0.6	0.3	0.0	8.9											
11		<p><b>JEFF ROBERSON</b> F ★ 6-6 ★ 220 ★ Sr. ★ Houston, Texas</p> <table border="1"> <thead> <tr> <th>PPG</th> <th>RPG</th> <th>APG</th> <th>SPG</th> <th>BPG</th> <th>MPG</th> </tr> </thead> <tbody> <tr> <td>14.4</td> <td>9.4</td> <td>1.0</td> <td>1.0</td> <td>0.5</td> <td>33.2</td> </tr> </tbody> </table>	PPG	RPG	APG	SPG	BPG	MPG	14.4	9.4	1.0	1.0	0.5	33.2	<p><b>NOTES:</b> Has five double-doubles on the season, including against Kansas State (22 pts, 11 rebs)...Leads SEC in rebounding and double-doubles...Also 1st in SEC in defensive rebounding...Scored in double figures in 49 games in his career.</p>	<p><b>CAREER HIGHS</b>  <b>Pts.</b> - 23, vs. Miss. St. (2/25/17)  <b>Rebs.</b> - 16, vs. Minnesota (12/3/16)  <b>Ast.</b> - 6, vs. Iowa State (1/28/17)  <b>Min.</b> - 42, vs. USC (11/19/17)</p>
PPG	RPG	APG	SPG	BPG	MPG											
14.4	9.4	1.0	1.0	0.5	33.2											
12		<p><b>DJERY BAPTISTE</b> C ★ 6-10 ★ 235 ★ R-So. ★ Gonaives, Haiti</p> <table border="1"> <thead> <tr> <th>PPG</th> <th>RPG</th> <th>APG</th> <th>SPG</th> <th>BPG</th> <th>MPG</th> </tr> </thead> <tbody> <tr> <td>5.6</td> <td>5.4</td> <td>0.3</td> <td>0.4</td> <td>0.8</td> <td>21.9</td> </tr> </tbody> </table>	PPG	RPG	APG	SPG	BPG	MPG	5.6	5.4	0.3	0.4	0.8	21.9	<p><b>NOTES:</b> Tallied career highs in points (13), field goals made (5), and minutes played (25) in win over UNC Asheville...Grabbed career-high 9 rebounds vs. K St... Played a career-high 34 minutes vs. USC...Made four starts this season...Speaks four languages.</p>	<p><b>CAREER HIGHS</b>  <b>Pts.</b> - 13, vs. UNCA (11/17/17)  <b>Rebs.</b> - 9, at Kansas St. (12/3/17)  <b>Ast.</b> - 1, at Dayton (12/21/16)  <b>Min.</b> - 34, vs. USC (11/19/17)</p>
PPG	RPG	APG	SPG	BPG	MPG											
5.6	5.4	0.3	0.4	0.8	21.9											
13		<p><b>RILEY LACHANCE</b> G ★ 6-2 ★ 185 ★ Sr. ★ Brookfield, Wis.</p> <table border="1"> <thead> <tr> <th>PPG</th> <th>RPG</th> <th>APG</th> <th>SPG</th> <th>BPG</th> <th>MPG</th> </tr> </thead> <tbody> <tr> <td>12.6</td> <td>2.5</td> <td>2.0</td> <td>0.4</td> <td>0.0</td> <td>30.6</td> </tr> </tbody> </table>	PPG	RPG	APG	SPG	BPG	MPG	12.6	2.5	2.0	0.4	0.0	30.6	<p><b>NOTES:</b> Tallied a career-high 27 points against Radford - was 10-10 from FT line...Scored in double figures in 58 career games...Shooting 45.0% from three this year...Shot 48.6% last year, 3rd-best 3FG% season in VU history... Became 46th VU player with 1,000 pts vs. Florida year ago.</p>	<p><b>CAREER HIGHS</b>  <b>Pts.</b> - 27, vs. Radford (11/28/17)  <b>Rebs.</b> - 9, vs. Missouri (2/21/15)  <b>Ast.</b> - 8, at Ole Miss (3/7/15)  <b>Min.</b> - 42, 2x, last vs. Tenn. (2/11/15)</p>
PPG	RPG	APG	SPG	BPG	MPG											
12.6	2.5	2.0	0.4	0.0	30.6											
14		<p><b>ISAIAH RICE</b> G ★ 5-11 ★ 189 ★ Fr. ★ Indianapolis, Ind.</p> <table border="1"> <thead> <tr> <th>PPG</th> <th>RPG</th> <th>APG</th> <th>SPG</th> <th>BPG</th> <th>MPG</th> </tr> </thead> <tbody> <tr> <td>-</td> <td>-</td> <td>-</td> <td>-</td> <td>-</td> <td>-</td> </tr> </tbody> </table>	PPG	RPG	APG	SPG	BPG	MPG	-	-	-	-	-	-	<p><b>NOTES:</b> Came to Vanderbilt as a walk on after playing at Park Tudor High School in Indianapolis, Ind... Two-year captain who averaged 15.0 points, 3.0 assists, 2.0 rebounds, and 1.0 steals per game in hi senior season...His Park Tudor team won two state championships.</p>	<p><b>CAREER HIGHS</b>  <b>Pts.</b> -  <b>Rebs.</b> -  <b>Ast.</b> -  <b>Min.</b> -</p>
PPG	RPG	APG	SPG	BPG	MPG											
-	-	-	-	-	-											
15		<p><b>CLEVON BROWN</b> F ★ 6-8 ★ 233 ★ So. ★ San Antonio, Texas</p> <table border="1"> <thead> <tr> <th>PPG</th> <th>RPG</th> <th>APG</th> <th>SPG</th> <th>BPG</th> <th>MPG</th> </tr> </thead> <tbody> <tr> <td>3.5</td> <td>1.9</td> <td>0.1</td> <td>0.3</td> <td>1.0</td> <td>11.4</td> </tr> </tbody> </table>	PPG	RPG	APG	SPG	BPG	MPG	3.5	1.9	0.1	0.3	1.0	11.4	<p><b>NOTES:</b> Scored a career-high 13 points in win over Austin Peay. Also set new career bests in field goals made and steals, and tied a career high in rebounds and blocks...Ranked as the 9th-best player in the state of Texas out of HS...Made first career start against Seton Hall.</p>	<p><b>CAREER HIGHS</b>  <b>Pts.</b> - 13, vs. Austin Peay (11/10/17)  <b>Rebs.</b> - 6, at Missouri (2/11/17)  <b>Ast.</b> - 1, 2x, last at UF (1/21/17)  <b>Min.</b> - 25, vs. Austin Peay (11/10/17)</p>
PPG	RPG	APG	SPG	BPG	MPG											
3.5	1.9	0.1	0.3	1.0	11.4											
50		<p><b>EJIKE OBINNA</b> F/C ★ 6-10 ★ 234 ★ Fr. ★ Enugu, Nigeria</p> <table border="1"> <thead> <tr> <th>PPG</th> <th>RPG</th> <th>APG</th> <th>SPG</th> <th>BPG</th> <th>MPG</th> </tr> </thead> <tbody> <tr> <td>3.2</td> <td>3.5</td> <td>0.0</td> <td>0.0</td> <td>0.2</td> <td>11.5</td> </tr> </tbody> </table>	PPG	RPG	APG	SPG	BPG	MPG	3.2	3.5	0.0	0.0	0.2	11.5	<p><b>NOTES:</b> 6'10 center originally from Enugu, Nigeria, who attended the Virginia Academy in Ashburn, Va., was a 4-star prospect by ESPN.com and Rivals.com... Made four starts this season...Scored career-high nine points against Seton Hall...Had career-high 7 rebs. vs. UVA.</p>	<p><b>CAREER HIGHS</b>  <b>Pts.</b> - 9, vs. Seton Hall (11/24/17)  <b>Rebs.</b> - 7, vs. Virginia (11/23/17)  <b>Ast.</b> -  <b>Min.</b> - 20, 2x, last vs. Seton Hall (11/24/17)</p>
PPG	RPG	APG	SPG	BPG	MPG											
3.2	3.5	0.0	0.0	0.2	11.5											

**IBAS**

HENRY  
GENE  
MOE  
CLARENCE

1,632  
WINS

**SUTTONS**

EDDIE  
SCOTT  
SEAN

1,173  
WINS

**DREWS**

HOMER  
SCOTT  
BRYCE

1,089  
WINS

**ALL-TIME  
WINNINGEST COLLEGIATE  
COACHING FAMILIES**

The Drew family is now third on the all-time winningest collegiate coaching family in college basketball history with 1,089 wins.

- Homer Drew - 640**  
(Bethel College - 252; IU-South Bend - 17; Valparaiso - 371)
- Scott Drew - 303**  
(Valparaiso - 20; Baylor - 283)
- Bryce Drew - 146**  
(Valparaiso - 124; Vanderbilt -21)

**ABOUT MIDDLE TENNESSEE**

**QUICK FACTS**

**Location** ..... Murfreesboro, Tenn.  
**Founded** ..... 1911  
**Conference** ..... Conference USA  
**Enrollment** ..... 22,050  
**Nickname** ..... Blue Raiders  
**Colors** ..... Royal Blue and White  
**Home Arena** ..... Murphy Center (11,520)  
**Athletics Director** ..... Chris Massaro

**Basketball Staff**

**Head Coach** ..... Kermit Davis  
**Career Record:** ..... 449-256 (23)  
**Middle Tennessee Record:** ..... 312-181 (16)  
**Assistant Coaches** ..... Win Case, Greg Gensing,  
 ..... Ronnie Hamilton

- ★ Middle Tennessee enters the game with a 5-1 record after defeating Florida Gulf Coast in Fort Myers, 81-76.
- ★ Leading scorer Nick King is a graduate transfer from Alabama where he played seven games for the Crimson Tide last year before a lung infection sidelined him for the rest of the season. King averages 24.3 points per game.
- ★ Brandon Walters (11.4) and Giddy Potts (10.3) also average double figures.
- ★ This is the first meeting between the two teams at Memorial Gym since 2012 and the 17th meeting overall at Vanderbilt.
- ★ Middle Tennessee has a two-game winning streak in the series, the longest for the Blue Raiders in the 35-game history. The first game between the two schools came in the 1913-14 season.

**A COMMODORE WIN WOULD...**

- ★ Move the Commodores to 4-5 on the season and 4-2 in games played at Memorial Gym.
- ★ Be their first win over Middle Tennessee since January 28, 2012 (84-77, Memorial Gym).
- ★ Move the series against the Blue Raiders at Memorial Gym to 17-0.
- ★ Improve the Commodores' record against current schools in Conference USA to 67-24.

**STAT COMPARISON**

	VU All	MT All
Record	3-5	5-1
Scoring Offense	69.4	80.0
Scoring Defense	72.2	66.8
Scoring Margin	-2.9	+13.2
FG%	.406	.473
FG% Defense	.451	.419
3FG%	.310	.310
3FG% Defense	.353	.318
Free Throw %	.731	.755
Rebounding	36.6	37.0
Rebounding Margin	+4.4	+6.0
Turnovers/game	13.4	13.7
Opponent Turnovers	9.9	16.5
Steals	4.5	8.2
Blocks	3.1	2.8

**VU Staff Can Score**

The Vanderbilt men's basketball staff has combined to score a total of 5,486 collegiate points, with head coach Bryce Drew leading the way with 2,142 points. Here's a breakdown of the staff's scoring totals.

Head Coach Bryce Drew, Valparaiso	2,142
Asst. Coach Casey Shaw, Toledo	1,562
Assoc. Head Coach Roger Powell, Jr., Illinois	1,178
Asst. Coach Jake Diebler, Valparaiso	586
<b>Total</b>	<b>5,468</b>

**Memorial Gym = 1,000**

The matchup with Texas A&M last season on February 16 was the 1,000th game of record played in Memorial Gym, the SEC's oldest basketball facility that opened in the 1952-53 season.

The Commodores have a 786-222 record at the facility, a winning percentage of .780.

**SEC Three-Point Leaders**

Of the top 20 season 3 pt FG %'s in SEC history, Vanderbilt has 5 of them.

- Billy McCaffrey (51.2%, 1993)
  - Barry Booker (50.0%, 1987)
  - Riley LaChance (48.6%)
  - John Jenkins (48.3%, 2010)
  - Shan Foster (46.9%, 2008)
- On the top 20 SEC career 3-point % list with at least 300 attempts, Vanderbilt has six guys.
- Booker 46%
  - McCaffrey 44.6%
  - Scott Draud 43.8%
  - Jenkins 43.8%
  - Dan Cage 42.6%
  - Foster 42.1%

**LaChance On Fire Last 2 Years**

In his last two seasons, Riley LaChance is 88-188 (46.8%) from three and has made four or more threes in a game seven times during that span.

**Career and Single-Season Lists**

Matthew Fisher-Davis is tied for seventh in 3's made in a career with 237. Riley LaChance's 48.6% from three clip in 2016-17 was Vanderbilt's 3rd-best all-time.

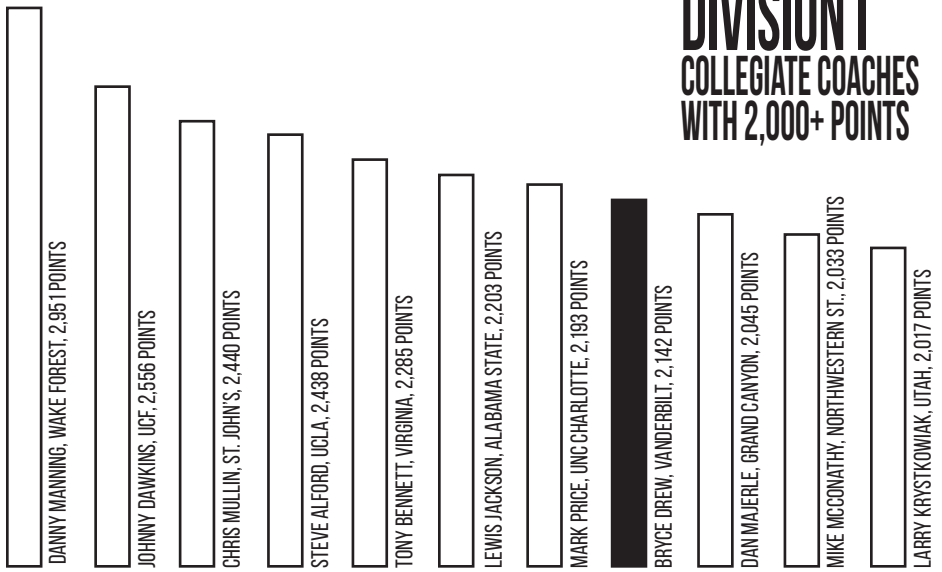
**Roberson Double Doubles**

Jeff Roberson has five double doubles on the season, the most in a season by a Commodore since Damian Jones had seven in the 2015-16 season. Seven is the most by a Commodore since Will Perdue had 10 in his junior season (1986-87) and 16 in his senior season (1987-88).

**More Threes**

Making threes is not a new thing for this year's Commodore team. Combined in their career, current players have made 627 career threes.

# DIVISION I COLLEGIATE COACHES WITH 2,000+ POINTS



## CONSENSUS TOP 10 2018 RECRUITING CLASS

Head coach Bryce Drew and his staff have assembled quite the recruiting class for 2018, with the Commodores receiving commitments from two five-star players, Darius Garland and Simi Shittu, and four-star wing player Aaron Nesmith. Most recruiting services have Vanderbilt in the top 10 nationally for their 2018 class. The Commodores, who had only signed one five-star player in the history of the program (John Jenkins, November of 2008), signed Garland and Shittu within a nine-day span.



- ★ Attends Brentwood Academy in Brentwood, Tenn.
- ★ Five-star prospect
- ★ Ranked as the second-best point guard in the 2018 class by most recruiting services.
- ★ Rated the 10th-best prospect in 2018 class by 247sports.com, 11th by ESPN.com and 15th-best prospect by Rivals.com.
- ★ A two-time Mr. Basketball for the state of Tennessee, Garland averaged 23.4 points, 3.9 rebounds and 2.1 steals as a junior at Brentwood Academy, where he helped lead the Eagles to a 30-2 record. -



- ★ Plays at Porter-Gaud High School in Charleston, S.C
- ★ Four-star prospect by most recruiting services
- ★ One of nation's top shooters in class of 2018
- ★ Averaged 19.1 points per game as a junior and led his Cyclone team to two South Carolina Independent School Association state titles as a sophomore and a junior.
- ★ Named the Charleston Post and Courier's Lowcountry player of the year on two different occasions.



- ★ Attends the Vermont Academy but hails from Burlington, Ontario, Canada.
- ★ Five-Star Prospect
- ★ 6th-ranked player in 2018 class by ESPN.com, 8th-ranked player by 247Sports.com and Rivals.com
- ★ This summer, he was named the MVP of the NBPA Top 100 camp with 18.1 points and 7.7 rebounds per game, leading the camp in both categories.

### 700th SEC Win

Vanderbilt is in its 85th SEC season and is a charter member of the league. The Commodores won their 700th league game at Florida, and all time against current members of the conference, Vanderbilt is 709-693.

### 1,007

Vanderbilt has made a 3-pointer in 1,007 consecutive games, a streak which began at the inception of the 3-point line in 1986-87. The Commodores rank third only to UNLV and Kentucky for the longest streak in Division I basketball. Vanderbilt, UNLV and Princeton are the only three schools in college basketball to have made at least one 3-pointer in every game played since the 3-point line was implemented.

### NBA Commodores

Vanderbilt was one of only three schools (Kentucky, Washington) with two first-round selections in the 2016 NBA Draft when Wade Baldwin IV was drafted 17th by the Memphis Grizzlies and Damian Jones was selected 30th by the Golden State Warriors. Baldwin IV and Jones became the sixth and seventh first-round picks, respectively, in the history of the program, joining Will Perdue in 1988 (11th, Chicago), Jeff Turner in 1984 (7th, New Jersey), Clyde Lee in 1966 (3rd, San Francisco), and John Jenkins (23rd, Atlanta), and Festus Ezeli (30th, Golden State) in 2012. The Commodores have had five NBA Draft selections since 2012.

### VU Career 3's Made

PLAYER, YEARS	3FGM	3FGA	PCT.
1. Shan Foster, 2005-08	367	872	.421
2. John Jenkins, 2010-12	306	699	.438
3. Ronnie McMahan, 1992-95	296	774	.382
4. Scott Draud, 1987-88, 90-91	288	657	.438
5. Frank Seckar, 1993-96	278	675	.419
6. Sam Howard, 1998-2002	238	653	.364
7. Barry Booker, 1986-89	246	535	.460
7. <b>M. Fisher-Davis, 2015-</b>	<b>246</b>	<b>626</b>	<b>.393</b>
9. Drew Maddux, 1994-98	226	641	.353
10. <b>Riley LaChance, 2014-</b>	<b>197</b>	<b>476</b>	<b>.414</b>
10. Mario Moore, 2003-06	197	559	.352

### 10 or more threes

The Commodores made 10 or more threes for the second time in 2017-18 against Kansas State on Dec. 3. In 2016-17, Vanderbilt made 10 or more threes in 18 games in 2016-17 and were 14-4 in those games.

### Newcomers

Vanderbilt welcomes six newcomers to the team in 2017-18 - true freshmen guards Saben Lee (6-2, 174, Tempe, Ariz.) and Maxwell Evans (6-2, 186, Houston, Texas), true freshman big man Ejike Obinna (6-10, 234, Enugu, Nigeria), redshirt sophomore transfers Matt Ryan (6-8, 209 forward, Notre Dame) and Yannik Wetzell (6-10, 235 forward/center, St. Mary's (Texas)), and freshman walk-on guard Isaiah Rice (5-11, 189, Carmel, Ind.).

**HEAD COACH BRYCE DREW**



**THE DREW FILE**

**High School:** Valparaiso (Ind.), '94  
**College:** Bachelor of Arts In Sports Management, Valparaiso, '98  
**Family:** Wife, Tara, son Bryson (3)



**DREW THROUGH THE YEARS**

Year	School	Position	W-L	Conf.	Postseason
2018	Vanderbilt	Head Coach	3-5	-	-
2017	Vanderbilt	Head Coach	19-16	10-8	NCAA First Round
2016	Valparaiso	Head Coach	30-7	16-2	NIT Finals
2015	Valparaiso	Head Coach	28-6	13-3	NCAA Second Round
2014	Valparaiso	Head Coach	18-16	9-7	CollegelInsider.com First Round
2013	Valparaiso	Head Coach	26-8	13-3	NCAA Second Round
2012	Valparaiso	Head Coach	22-12	14-4	NIT First Round
2011	Valparaiso	Assistant Coach	23-12	12-6	CollegelInsider.com First Round
2010	Valparaiso	Assistant Coach	15-17	10-8	-
2009	Valparaiso	Assistant Coach	9-22	5-13	-
2008	Valparaiso	Assistant Coach	22-14	9-9	College Basketball Invite 2nd Rd.
2007	Valparaiso	Assistant Coach	16-15	9-5	-
2006	Valparaiso	Assistant Coach	17-12	8-8	-
2005	Valencia (Spain)	Player	38-14		Champions League Second Round
2004	New Orleans (NBA)	Player	41-41		East 1st round
2003	New Orleans (NBA)	Player	47-35		East 1st round
2002	Charlotte (NBA)	Player	44-38		East Semifinals
2001	Chicago (NBA)	Player	15-67		-
2000	Houston (NBA)	Player	34-48		-
1999	Houston (NBA)	Player	31-19		West 1st round
1998	Valparaiso	Player	23-10	13-3	NCAA Regional Semifinals
1997	Valparaiso	Player	24-7	13-3	NCAA First Round
1996	Valparaiso	Player	22-10	13-5	NCAA First Round
1995	Valparaiso	Player	20-8	14-4	-
<b>Head Coach Totals</b>			<b>146-70</b>	<b>75-27</b>	
<b>Totals at Vanderbilt (Head Coach)</b>			<b>22-21</b>	<b>10-8</b>	
<b>Totals at Valparaiso (Head Coach)</b>			<b>124-49</b>	<b>65-19</b>	
<b>Totals at Valparaiso (Assistant)</b>			<b>102-92</b>	<b>53-49</b>	
<b>Totals at Valparaiso (playing)</b>			<b>89-35</b>	<b>53-15</b>	
<b>Totals as NBA Player</b>			<b>212-248</b>		

<b>3</b>	Three-time Conference Coach of the Year
<b>25</b>	Averaged 25 wins a year in five years at Valparaiso
<b>27</b>	27th coach in Vanderbilt basketball history, and ninth of the modern era.
<b>5</b>	Postseason appearances as a head coach, including three in the NCAA Tournament and two in the NIT.
<b>16</b>	Coached 16 All-Conference honorees.
<b>30</b>	Won 30 games with Valparaiso in 2015-16.
<b>2,142</b>	Career points scored at Valparaiso - the 2nd most in the program's history. He is also the program's leader in 3-pointers made (364) and assists (626).
<b>2</b>	Two-time NABC District 12 Coach of the Year
<b>6</b>	Played six seasons in the NBA... Two with Houston, one with Chicago, and three with Charlotte/New Orleans
<b>1,000</b>	Scored over 1,000 points in his NBA career.
<b>12</b>	Played alongside 12 NBA All-Stars
<b>3</b>	Played with three players named among the Top 50 NBA Players of All Time - Charles Barkley, Hakeem Olajuwon, and Scottie Pippin
<b>18</b>	Has won 18 or more games each season as a head coach.

**VANDERBILT  
ATHLETIC COMMUNICATIONS**

**INTERVIEW POLICY**

Vanderbilt head coach Bryce Drew and selected Vanderbilt players will be available to the media before practice on a weekly basis during the non-conference season, and bi-weekly during the SEC season.

The times for those media sessions will be emailed to media members in advance of those pre-practice interviews.

Media may photograph the first 20 minutes of practice. All practices are closed to the public.

**POSTGAME INTERVIEW POLICY**

Vanderbilt head coach Bryce Drew will enter the Memorial Gym interview room after the NCAA-mandated 10-minute cooling off period, and after the visiting team makes an appearance in the interview room.

**VUCOMMODORES.COM**

The official website of Vanderbilt athletics, vucommo- dore.com, includes pregame notes, season statistics, videos of press conferences and meetings with the media, live stats, twitter feeds, and streaming audio and video of everything that is Commodore athletics.

**@VANDYMBB**

The official Twitter feed of Vanderbilt men's basketball, follow the latest information and get breaking news on Com- modore basketball.

**VU QUICK FACTS**

**Location** ..... Nashville, Tenn.  
**Founded** ..... 1873  
**Conference** ..... Southeastern  
**Enrollment** ..... 6,738  
**Nickname** ..... Commodores  
**Colors** ..... Black and Gold  
**Home Arena** ..... Memorial Gymnasium (14,316)  
**Chancellor** ..... Nicholas Zeppos  
**Vice Chancellor** ..... David Williams II  
**Faculty Rep.** ..... Dr. Susan Wentz

**Athletic Communications**

**Men's Basketball SID** ..... Andy Boggs  
**Media Relations Address** ..... 2601 Jess Neely Dr.  
 ..... Nashville, TN 37212  
**Office Phone** ..... (615) 343-1847  
**E-Mail** ..... Andy.Boggs@Vanderbilt.edu

**INS AND OUTS**

Career Games Played			
Player	Games	Starts	Cons. Starts
Riley LaChance	111	96	2
Jeff Roberson	108	92	2
Matthew Fisher-Davis	106	65	-
Joe Toye	73	17	3
Larry Austin, Jr.	66	3	-
Djery Baptiste	43	5	2
Payton Willis	41	12	-
Clevon Brown	41	1	-
Saben Lee	8	4	2
Maxwell Evans	7	1	-
Ejike Obinna	6	4	-

Double-Digit Scoring Games			
Player	Career (Record)	'17-18	Cons.
Riley LaChance	62 (42-20)	5 (3-2)	-
M. Fisher-Davis	54 (33-21)	3 (1-2)	-
Jeff Roberson	49 (31-18)	7 (4-3)	3 (1-2)
Joe Toye	13 (6-7)	1 (0-1)	1 (0-1)
Payton Willis	5 (4-1)	-	-
Larry Austin, Jr.	2	1 (0-1)	-
Clevon Brown	1 (1-0)	1 (1-0)	-
Saben Lee	2 (0-2)	2 (0-2)	1 (0-1)
Djery Baptiste	1 (1-0)	1 (1-0)	-

Double-Digit Rebounding Games			
Player	Career	'17-18	Cons.
Jeff Roberson	16 (11-5)	5 (2-3)	1 (0-1)
M. Fisher-Davis	2 (1-1)	1 (0-1)	-

Double-Doubles			
Player	Career	'17-18	Cons.
Jeff Roberson	13 (8-5)	5 (2-3)	1 (0-1)
Matthew Fisher-Davis	2 (1-1)	2 (1-1)	-

**2017-18 TRENDS**

Winning Opening Tip	1-3
Losing Opening Tip	2-2
VU Scores First	1-1
Opponent Scores First	2-4
Leading at Halftime	2-1
Trailing at Halftime	1-4
Tied at Halftime	0-0
Leading with Five Minutes Remaining	3-1
Trailing with Five Minutes Remaining	0-4
Tied with Five Minutes Remaining	0-0
Leading with Two Minutes Remaining	3-0
Trailing with Two Minutes Remaining	0-5
Tied with Two Minutes Remaining	0-0
Overtime	0-1
Games Decided by Three Points or Less	1-0
Games Decided by 4-10 Points	0-3
Games Decided by 11-20 Points	2-1
Games Decided by 21-plus Points	0-1
VU Shoots 50% or Better	0-1
VU Shoots 40% or Better	3-2
VU Shoots Lower Than 40%	0-3
Opponent Shoots 50% or Better	0-1
Opponent Shoots 40% or Better	2-5
Opponent Shoots Lower Than 40%	1-0
VU Outshoots Opponent	3-1
VU Outshot by Opponent	0-4
Shoot Same Percentage	0-0
VU Scores 70 Points or More	3-2
VU Scores Less Than 70 Points	0-3
VU Scores 80 Points or More	0-1
VU Scores 90 Points or More	0-0
Opponent Scores 70 Points or More	1-3
Opponent Scores Less Than 70 Points	2-2
Opponent Scores 80 Points or More	0-2
Opponent Scores 90 Points or More	0-1
Makes More 3-Pointers Than Opponent	1-1
Makes Fewer 3-Pointers Than Opponent	1-4
3-Pointers are Equal	1-0
Outrebounds Opponent	2-4
Outrebounded by Opponent	1-1
Rebounds are Equal	0-0
Playing on National TV	1-3
Playing on Regional TV	0-0
Online Only	2-2
Playing on Weekday	3-3
Playing on Weekend	0-1
Game Tips Before 6 p.m. CT (afternoons)	0-2
Game Tips After 6 p.m. CT (evenings)	3-3
In White Uniforms	3-1
In Gold Uniforms	0-2
In Black Uniforms	0-2
In Grey Uniforms	0-0
In November	3-4
In December	0-1
In January	0-0
In February	0-0
In March	0-0
Home	3-2
Neutral	0-2
Away	0-1
<b>Conferences</b>	
vs. Non-Conference	3-5
Ohio Valley Conference	1-1
Big South Conference	1-0
Pac 12	0-1
ACC	0-1
Big East	0-1
Big South	1-0
Big 12	0-1
Vs. SEC	0-0
<b>Lineups</b>	
Lee, LaChance, Fisher-Davis, Roberson, Obinna	1-2
Lee, LaChance, Toye, Roberson, Baptiste	1-1
Austin, Jr., LaChance, Toye, Roberson, Baptiste	1-0
Austin, Jr., Fisher-Davis, Roberson, LaChance, Baptiste	1-0
Austin, Jr., Evans, Toye, Brown, Obinna	0-1

**SEC PRESEASON POLL**

**Preseason Media Poll, Pts**

1. Kentucky
2. Florida
3. Texas A&M
4. Alabama
5. Missouri
6. Arkansas
7. Vanderbilt
8. Georgia
9. Auburn
10. Ole Miss
11. South Carolina
12. Mississippi State
13. Tennessee
14. LSU

**First Team All-SEC**

KeVaughn Allen – Florida, G  
 Yante Maten – Georgia, F  
 Hamidou Diallo – Kentucky, G  
 Michael Porter, Jr. – Missouri, F  
 Robert Williams – Texas A&M, F

**Second Team All-SEC**

Collin Sexton – Alabama, G  
 Kevin Knox – Kentucky, F  
 Terence Davis – Ole Miss, G  
 Deandre Burnett – Ole Miss, G  
 Quindary Weatherspoon – Mississippi St., G  
 Tyler Davis – Texas A&M, C

**Matthew Fisher-Davis – Vanderbilt, G/F**

**SEC Player of the Year (tie):** Yante Maten – Georgia,  
 Michael Porter, Jr. – Missouri, Robert Williams – Texas A&M

LAST TIME OUT

BOX SCORE VS. KANSAS STATE



Official Basketball Box Score -- Game Totals -- Final Statistics  
**Kansas State vs Vanderbilt**  
 12/03/17 1:30 p.m. at Nashville, Tenn. (Memorial Gym)



**Kansas State 84 • 7-1**

#	Player	Total			3-Ptr			Rebounds			PF	TP	A	TO	Blk	Stl	Min
		FG-FGA	FG-FGA	FT-FTA	FG-FGA	FG-FGA	FT-FTA	Off	Def	Tot							
14	MAWIEN, Makol	f	2-2	0-0	0-0	0	1	1	2	4	0	2	1	0	16		
20	SNEED, Xavier	f	8-11	1-4	4-4	0	2	2	1	21	1	0	0	3	36		
32	WADE, Dean	f	2-6	0-1	2-3	1	6	7	5	6	3	1	1	0	36		
03	STOKES, Kamau	g	6-11	2-5	6-6	1	0	1	2	20	6	0	0	0	36		
05	BROWN, Barry	g	6-12	1-1	5-5	0	2	2	4	18	0	2	0	2	35		
01	SALLAH, Mawdo		1-1	0-0	0-0	0	0	0	4	2	0	1	1	10			
02	DIARRA, Cartier		2-3	0-0	0-0	0	2	2	3	4	2	0	0	1	13		
11	PATRICK, Brian		0-0	0-0	0-0	0	0	0	0	0	0	0	0	3			
23	WAINRIGHT, Amaad		1-3	0-1	0-0	0	1	1	0	2	0	0	0	5			
34	STOCKARD III, Levi		1-1	0-0	5-6	1	0	1	3	7	0	1	0	14			
Team						2			4								
Totals			29-50	4-12	22-24	5	16	21	24	84	12	7	3	6	200		

FG % 1st Half: 16-26 61.5% 2nd half: 13-24 54.2% Game: 29-50 58.0% Deadball Rebounds 1,1  
 3FG % 1st Half: 3-8 37.5% 2nd half: 1-4 25.0% Game: 4-12 33.3%  
 FT % 1st Half: 8-8 100.0 2nd half: 14-16 87.5% Game: 22-24 91.7%

**Vanderbilt 79 • 3-5**

#	Player	Total			3-Ptr			Rebounds			PF	TP	A	TO	Blk	Stl	Min
		FG-FGA	FG-FGA	FT-FTA	FG-FGA	FG-FGA	FT-FTA	Off	Def	Tot							
02	TOYE, Joe	f	4-6	1-2	2-2	1	0	1	3	11	2	2	0	0	23		
11	ROBERSON, Jeff	f	6-8	4-4	6-8	6	4	10	2	22	2	0	2	2	34		
12	BAPTISTE, Djery	c	2-6	0-0	1-2	4	5	9	5	5	0	3	2	1	25		
00	LEE, Saben	g	3-6	1-3	12-17	0	2	2	3	19	5	3	0	1	33		
13	LACHANCE, Riley	g	4-9	1-5	0-0	2	2	4	5	9	2	1	0	0	25		
01	WILLIS, Payton		1-5	1-4	1-2	0	1	1	2	4	0	1	0	0	17		
05	FISHER-DAVIS, M.		1-6	1-4	0-0	0	2	2	2	3	1	3	0	0	24		
10	EVANS, Maxwell		1-2	0-1	1-2	0	0	0	1	3	0	0	0	0	6		
15	BROWN, Clevon		1-2	1-2	0-0	2	0	2	2	3	0	1	1	0	13		
Team						1			2								
Totals			23-50	10-25	23-33	16	17	33	25	79	12	14	5	4	200		

FG % 1st Half: 7-21 33.3% 2nd half: 16-29 55.2% Game: 23-50 46.0% Deadball Rebounds 4  
 3FG % 1st Half: 5-14 35.7% 2nd half: 5-11 45.5% Game: 10-25 40.0%  
 FT % 1st Half: 11-16 68.8% 2nd half: 12-17 70.6% Game: 23-33 69.7%

Officials: Pat Adams, Doug Sirmons, Kipp Kissinger  
 Technical fouls: Kansas State-BROWN, Barry. Vanderbilt-LACHANCE, Riley.  
 Attendance: 8570

Score by periods	1st	2nd	Total
Kansas State	43	41	84
Vanderbilt	30	49	79

Points	In Paint	Off T/O	2nd Chance	Fast Break	Bench
KS	34	21	9	7	15
VU	26	8	16	3	13

Last FG - KS 2nd-01:08, VU 2nd-00:49.  
 Largest lead - KS by 16 1st-05:07, VU by 3 1st-17:29.  
 KS led for 35:17. VU led for 02:28. Game was tied for 02:15.

Score tied - 4 times.  
 Lead changed - 4 times.

**Team Notes:**

- ★ Sunday was Vanderbilt's 1,007th straight game with a three-point field goal. The Commodores are just one of three schools to have made a three-point basket in every game since the inception of the three-point line in the 1986-87 season. The others are Princeton and UNLV.
- ★ The Commodores started Saben Lee, Riley LaChance, Joe Toye, Jeff Roberson and Djery Baptiste for the second straight game.
- ★ The Dores had 10 threes made for just the second game this season after hitting 10 or more in 18 games last year. They were 10-for-25 (40%) from behind the arc against Kansas State.
- ★ Vanderbilt had a 20-plus point scorer for the fourth game this season after Jeff Roberson scored a season-high 22.
- ★ The Dores shot 69.7 percent (23-33) from the free throw line. It ended a six game streak of shooting 70 percent or better from the line.
- ★ It was the fourth game this season they have made 20 or more free throws.
- ★ The Commodores won the rebounding battle 33-21 over the Wildcats. It is the sixth game this season they have out-rebounded their opponent.
- ★ The Dores tallied double-digit assists for the fifth game this season after having 12 against Kansas State. They are now 3-2 in those games.

**Player Notes:**

- ★ Jeff Roberson scored a season-high 22 points against Kansas State, one point shy of his career high.
- ★ Roberson also hauled in 10 rebounds for his SEC-leading fifth double double of the season.
- ★ Saben Lee scored 19 points, which tied a career high.
- ★ Lee set career bests from the free throw line with 12 made and 17 attempts.
- ★ Djery Baptiste corralled a career-high nine rebounds in his fourth start of the season for the Commodores.
- ★ Joe Toye recorded his first double-digit scoring game of the season with 11 points against Kansas State.

RECAP

NASHVILLE - Kansas State isn't known for its foul shooting, but it was hard to tell Sunday.  
 The Wildcats shot 91.7 percent from the free throw line to pass their first road test of the season with an 84-79 win at Vanderbilt.

Their 22-of-24 performance was the third-best in school history for a minimum of 20 attempts.

"Ironically, we haven't shot very well at home -- free throws," K-State coach Bruce Weber said. "When we were in Vegas we shot the ball very well from the free throw line, but those are all big plays down the stretch."

The Wildcats (7-1) entered the game with a 70.5 percent mark at the foul line, including a combined 23 of 27 (85.2 percent) at the neutral site Las Vegas Invitational.

Xavier Sneed, a 6-foot-5 sophomore, scored a career-high 21 points by hitting 8 of 11 from the floor and all four foul shots.

"I've told people he might be one of the most improved players not only in our league, but the country," Weber said. "He's an elite-level athlete. He's has a lot of emotion, sometimes too much."

K-State's Kamau Stokes added 20 points and Barry Brown had 18.

"Any road win will mean a lot later on this season," Stokes said. "(Xavier) is playing with a lot of confidence on both ends of the floor. I feel like he needs to continue that for us to be good."

Vanderbilt (3-5) rallied from a 16-point deficit to tie the score with 3:33 remaining on Matthew Fisher-Davis' 3-pointer, but was outscored 13-8 the rest of the way.

"First 15 minutes, they pretty much had their way with us and in the last 25 minutes we played at a much higher level," Commodores coach Bryce Drew said. "We gave ourselves a great opportunity to win this game down the stretch."

Vanderbilt's Jeff Roberson added to his Southeastern Conference lead with his fifth double-double by scoring 22 points and grabbing 10 rebounds. Freshman Saben Lee added 19 points, including 12 at the free-throw line, and Joe Toye scored 11.

K-State freshman Levi Stockard entered the game with a 33 percent showing at the foul line, but he hit 5 of 6 against Vanderbilt. He hit two free throws with 24 seconds left after the Commodores narrowed the gap to one.

"It's tough, especially when guys who aren't shooting well on the season go and knock them down," Roberson said. "But, I mean, that's part of the game. We've still got to find ways to win."

Roberson is a 91 percent foul shooter this season, but he missed two crucial free throws that could have tied the score at 73 with 2:55 left.

Vanderbilt's Riley LaChance fouled out after being hit with a double technical foul with 7:38 left. He exited with nine points after erupting for a career-high 27 in Tuesday's 74-62 win over Radford.

After trailing by as many as 16 in the first half, Vanderbilt made a 10-0 run to cut the deficit to 58-57 on LaChance's 3-pointer with 9:15 remaining in the game.

K-State, whose only loss was a 92-90 setback to 20th-ranked Arizona State on Thanksgiving night, shot 62 percent in the first half to seize a 43-30 lead.

Vanderbilt started cold, missing 14 of its first 21 shots from the field.

Official Basketball Box Score - Game Totals - Final Statistics  
**Austin Peay vs Vanderbilt**  
 11/10/17 8:30 p.m. at Nashville, Tenn. (Memorial Gym)



**Austin Peay 54 • 0-1**

#	Player	Total		3-Ptr		Rebounds			PF	TP	A	TO	Blk	Stl	Min
		FG-FGA	FG-FGA	FT-FTA	Off	Def	Tot								
03	PORTER-BUNTON, Chri	f	2-6	0-1	0-0	1	3	4	3	4	0	0	0	1	27
21	TAYLOR, Terry	f	5-10	2-3	3-5	1	2	3	2	15	3	2	0	1	32
24	UGBA, Averyl	f	3-8	0-1	0-0	1	2	3	5	6	0	4	0	0	26
01	IVORY, Tre'	g	1-6	0-1	1-4	0	3	3	2	3	3	4	0	3	27
25	GLOTTA, Zach	g	2-7	1-4	0-0	0	1	1	1	5	4	1	0	0	30
00	MCCARTHY, Acoydan	g	2-3	0-0	0-0	0	0	0	0	4	0	1	1	0	6
02	MARTIN, Deyshawn	g	1-3	0-2	2-2	1	2	3	1	4	0	0	0	0	10
04	GUMM, Dayton	g	2-5	0-1	0-0	1	1	2	0	4	1	0	0	0	5
10	BERNACER, Ferran	g	0-0	0-0	0-0	0	0	0	0	0	0	0	0	0	2
15	CUCAK, Ivan	g	1-1	0-0	0-0	0	0	0	2	2	0	1	0	0	12
22	HENDERSON, Richard	g	1-2	0-0	0-0	2	1	3	0	2	0	0	0	0	5
23	HARRIS, Steve	g	2-3	0-0	1-1	0	3	3	4	5	0	2	0	0	18
	Team		2	4	6										
<b>Totals</b>			22-54	3-13	7-12	9	22	31	20	54	11	17	1	5	200

FG % 1st Half: 12-28 42.9% 2nd half: 10-26 38.5% Game: 22-54 40.7%  
 3FG % 1st Half: 3-10 30.0% 2nd half: 0-3 0.0% Game: 3-13 23.1%  
 FT % 1st Half: 1-2 50.0% 2nd half: 6-10 60.0% Game: 7-12 58.3%

**Vanderbilt 73 • 1-0**

#	Player	Total		3-Ptr		Rebounds			PF	TP	A	TO	Blk	Stl	Min
		FG-FGA	FG-FGA	FT-FTA	Off	Def	Tot								
02	TOYE, Joe	f	4-7	1-1	0-2	1	2	3	0	9	1	3	1	0	24
11	ROBERSON, Jeff	f	4-11	2-6	3-4	7	3	10	3	13	3	4	0	2	34
12	BAPTISTE, Djery	c	1-1	0-0	0-0	2	2	4	4	2	1	2	0	2	12
03	AUSTIN, JR., Larry	g	1-4	0-1	0-2	0	3	3	1	2	2	1	0	0	20
13	LACHANCE, Riley	g	4-10	3-6	2-2	0	3	3	1	13	2	0	0	0	28
00	LEE, Saben	g	2-6	0-2	2-3	0	0	0	0	6	7	3	2	0	20
01	WILLIS, Payton	g	2-4	2-4	2-3	0	0	0	0	8	1	0	0	2	13
10	EVANS, Maxwell	g	2-4	1-2	0-0	0	2	2	1	5	0	1	0	0	15
15	BROWN, Clevon	g	6-11	0-3	1-1	3	2	5	2	13	0	0	3	2	25
50	OBINNA, Ejike	g	0-0	0-0	2-2	2	4	6	4	2	0	0	0	0	9
	Team		1	2	3										
<b>Totals</b>			26-58	9-25	12-19	16	23	39	16	73	17	15	6	8	200

FG % 1st Half: 15-30 50.0% 2nd half: 11-28 39.3% Game: 26-58 44.8%  
 3FG % 1st Half: 5-10 50.0% 2nd half: 4-15 26.7% Game: 9-25 36.0%  
 FT % 1st Half: 6-10 60.0% 2nd half: 6-9 66.7% Game: 12-19 63.2%

Officials: Brian Shey, Jason Baker, Gerald Williams  
 Technical fouls: Austin Peay-None. Vanderbilt-None.  
 Attendance: 8609

Score by periods	1st	2nd	Total
Austin Peay	28	26	54
Vanderbilt	41	32	73

Points	In	Off	2nd	Fast	Bench
Austin Peay	28	8	11	6	21
Vanderbilt	34	18	20	8	34

Last FG - APSU 2nd-01:24, VU 2nd-02:24.  
 Largest lead - APSU by 3 1st-19:13, VU by 19 2nd-02:24.  
 APSU led for 00:53. VU led for 34:08. Game was tied for 04:58.

Score tied - 4 times.  
 Lead changed - 1 time.

Official Basketball Box Score - Game Totals - Final Statistics  
**Vanderbilt vs Belmont**  
 11/13/17 6:30pm at Nashville, Tenn. (Curb Event Center)



**Vanderbilt 60 • 1-1**

#	Player	Total		3-Ptr		Rebounds			PF	TP	A	TO	Blk	Stl	Min
		FG-FGA	FG-FGA	FT-FTA	Off	Def	Tot								
05	FISHER-DAVIS, M.	f	0-6	0-3	6-6	1	3	4	3	6	0	0	0	2	22
11	ROBERSON, Jeff	f	3-7	1-4	6-6	2	10	12	3	13	0	2	0	0	36
12	BAPTISTE, Djery	c	0-2	0-0	1-2	2	2	4	4	1	0	2	1	0	13
03	AUSTIN, JR., Larry	g	1-2	0-0	0-0	0	1	1	0	2	0	0	0	0	10
13	LACHANCE, Riley	g	4-9	1-5	1-2	0	1	1	1	10	2	0	0	0	32
00	LEE, Saben	g	5-9	1-4	8-11	0	8	8	4	19	2	4	0	1	25
01	WILLIS, Payton	g	1-2	1-2	0-1	1	2	3	2	3	0	3	1	0	15
02	TOYE, Joe	g	3-8	0-3	0-2	0	2	2	5	6	1	3	0	0	26
10	EVANS, Maxwell	g	0-1	0-0	0-0	0	0	0	1	0	0	0	0	0	5
15	BROWN, Clevon	g	0-2	0-2	0-1	1	0	1	1	0	0	0	0	0	11
50	OBINNA, Ejike	g	0-0	0-0	0-0	0	0	0	2	0	0	0	0	0	5
	Team		2	1	3										
<b>Totals</b>			17-48	4-23	22-31	9	30	39	26	60	5	15	2	3	200

FG % 1st Half: 8-22 36.4% 2nd half: 9-26 34.6% Game: 17-48 35.4%  
 3FG % 1st Half: 2-10 20.0% 2nd half: 2-13 15.4% Game: 4-23 17.4%  
 FT % 1st Half: 9-12 75.0% 2nd half: 13-19 68.4% Game: 22-31 71.0%

**Belmont 69 • 1-1**

#	Player	Total		3-Ptr		Rebounds			PF	TP	A	TO	Blk	Stl	Min
		FG-FGA	FG-FGA	FT-FTA	Off	Def	Tot								
03	WINDLER, Dylan	f	9-15	1-2	5-6	4	7	11	4	24	1	2	0	2	38
25	MERCER, Mack	f	1-3	0-2	0-0	0	0	0	4	2	0	1	0	1	10
32	EKEZEZE, Amanze	f	6-13	3-7	7-8	0	7	7	2	22	0	1	1	0	37
01	LUKE, Austin	g	1-5	0-3	3-4	0	2	2	3	5	6	4	0	0	29
11	MCCLAINE, Kevin	g	3-5	0-2	3-6	1	4	5	3	9	0	0	0	1	29
10	HOLLANDER, Caleb	g	0-2	0-2	0-0	0	1	1	1	0	0	0	0	0	6
14	HOPKINS, Nick	g	2-6	2-6	1-2	0	2	2	4	7	0	0	0	0	21
21	SAMPSON, Burton	g	0-0	0-0	0-0	0	1	1	2	0	1	0	0	0	12
24	BENKERT, Michael	g	0-2	0-2	0-0	0	1	1	2	0	0	0	0	0	9
41	HADDEN, Tyler	g	0-2	0-1	0-0	0	0	0	0	0	0	1	0	0	4
50	ADELSPERGER, Seth	g	0-1	0-0	0-0	0	0	0	2	0	0	0	0	0	5
	Team		2	1	3										
<b>Totals</b>			22-54	6-27	19-26	7	26	33	27	69	8	10	1	4	200

FG % 1st Half: 12-29 41.4% 2nd half: 10-25 40.0% Game: 22-54 40.7%  
 3FG % 1st Half: 3-16 18.8% 2nd half: 3-11 27.3% Game: 6-27 22.2%  
 FT % 1st Half: 5-6 83.3% 2nd half: 14-20 70.0% Game: 19-26 73.1%

Officials: Brett Miles, Jason Baker, Jon Campbell  
 Technical fouls: Vanderbilt-None. Belmont-None.  
 Attendance: 5266

Score by periods	1st	2nd	Total
Vanderbilt	27	33	60
Belmont	32	37	69

Last FG - VU 2nd-00:05, BEL 2nd-02:19.  
 Largest lead - VU by 5 1st-15:52, BEL by 13 2nd-00:59.  
 VU led for 03:22. BEL led for 32:17. Game was tied for 03:48.

Score tied - 5 times.  
 Lead changed - 1 time.

Official Basketball Box Score - Game Totals - Final Statistics  
**UNC Asheville vs Vanderbilt**  
 11/17/17 7 p.m. at Nashville, Tenn. (Memorial Gym)



**UNC Asheville 76 • 1-2**

#	Player	Total		3-Ptr		Rebounds			PF	TP	A	TO	Blk	Stl	Min
		FG-FGA	FG-FGA	FT-FTA	Off	Def	Tot								
02	WNUK, Alec	f	7-11	2-3	3-4	2	2	4	2	19	1	6	0	2	30
10	VANNATTA, Kevin	g	3-7	1-3	4-4	0	6	6	5	11	4	1	0	0	39
14	THOMAS, Ahmad	g	5-15	0-2	3-4	3	1	4	4	13	1	1	0	4	35
25	TEAGUE, MaCio	g	6-19	3-7	3-3	3	3	6	2	18	4	1	0	0	39
33	RACKLEY, Drew	g	1-5	1-2	0-0	0	5	5	1	3	0	2	0	2	22
00	GILMORE, Donovan	g	0-1	0-0	0-0	0	0	0	0	0	0	0	0	0	1
01	BAEHRE, Jonathan	g	2-2	1-1	0-0	0	2	2	2	5	2	1	2	0	14
12	MILLER, Raekwon	g	3-4	1-2	0-0	2	3	5	2	7	0	1	0	0	20
	Team		2	2	4										
<b>Totals</b>			27-64	9-20	13-15	12	24	36	18	76	12	14	2	8	200

FG % 1st Half: 13-27 48.1% 2nd half: 14-37 37.8% Game: 27-64 42.2%  
 3FG % 1st Half: 4-11 36.4% 2nd half: 5-9 55.6% Game: 9-20 45.0%  
 FT % 1st Half: 7-8 87.5% 2nd half: 6-9 85.7% Game: 13-15 86.7%

**Vanderbilt 79 • 2-1**

#	Player	Total		3-Ptr		Rebounds			PF	TP	A	TO	Blk	Stl	Min
		FG-FGA	FG-FGA	FT-FTA	Off	Def	Tot								
11	ROBERSON, Jeff	f	4-10	1-3	8-8	1	11	12	2	17	0	0	2	2	37
50	OBINNA														

Official Basketball Box Score -- Game Totals -- Final Statistics  
Virginia vs Vanderbilt  
11/23/17 4:00 pm at Barclays Center (Brooklyn, N.Y.)



Virginia 68 • 5-0

#	Player	Total		3-Ptr		Rebounds			PF	TP	A	TO	Bk	Stl	Min
		FG-FGA	FG-FGA	FT-FTA	FT-FTA	Off	Def	Tot							
21	WILKINS, Isaiah	f	4-6	0-0	0-0	1	2	3	2	8	3	0	4	1	25
33	SALT, Jack	c	1-2	0-0	0-0	3	6	9	2	2	0	0	1	0	21
00	HALL, Devon	g	1-4	1-1	0-0	0	5	5	3	3	0	0	0	0	19
05	GUY, Kyle	g	7-16	4-7	0-0	1	3	4	1	18	3	2	0	0	26
11	JEROME, Ty	g	5-9	4-7	0-0	0	1	1	0	14	5	0	0	1	25
02	BARTLEY, Justice	g	0-0	0-0	0-0	0	0	0	0	0	0	0	0	0	2
10	GROSS JR, Trevon	g	0-0	0-0	0-0	0	0	0	0	0	0	0	0	0	2
12	HUNTER, DeAndre	g	1-6	0-2	2-2	0	2	2	4	4	2	3	2	0	16
23	JOHNSON, Nigel	g	2-7	1-3	0-1	0	5	5	1	5	4	1	0	1	23
24	ANTHONY, Marco	g	0-1	0-0	0-0	0	1	1	0	0	1	0	0	0	7
25	DIAKITE, Mamadi	g	5-7	0-0	2-3	0	5	5	3	12	0	0	1	0	25
30	HUFF, Jay	g	0-1	0-1	0-0	0	1	1	1	0	1	0	0	0	7
45	KATSTRA, Austin	g	1-1	0-0	0-0	0	1	1	0	2	0	0	0	0	2
	Team					2	3	5							
	Totals		27-60	10-21	4-6	7	35	42	17	68	21	7	8	3	200

FG % 1st Half: 17-32 53.1% 2nd half: 10-28 35.7% Game: 27-60 45.0%  
3FG % 1st Half: 7-12 58.3% 2nd half: 3-9 33.3% Game: 10-21 47.6%  
FT % 1st Half: 2-3 66.7% 2nd half: 2-3 66.7% Game: 4-6 66.7%

Vanderbilt 42 • 2-3

#	Player	Total		3-Ptr		Rebounds			PF	TP	A	TO	Bk	Stl	Min
		FG-FGA	FG-FGA	FT-FTA	FT-FTA	Off	Def	Tot							
05	FISHER-DAVIS, M.	f	3-9	2-4	3-6	1	2	3	4	11	1	0	0	0	24
11	ROBERSON, Jeff	f	1-7	0-4	4-4	0	3	3	0	6	1	2	0	0	24
00	OBINNA, Ejike	c	1-4	0-0	3-3	1	6	7	2	5	0	1	0	0	20
00	LEE, Saben	g	0-7	0-2	0-0	1	0	1	0	0	0	1	1	1	20
13	LACHANCE, Riley	g	0-3	0-1	0-0	0	1	1	1	0	0	0	0	0	22
01	WILLIS, Payton	g	0-2	0-2	0-0	0	1	1	1	0	1	1	0	0	12
02	TOYE, Joe	g	1-6	0-1	0-0	0	2	2	2	2	1	0	0	0	12
03	AUSTIN, JR., Larry	g	2-6	0-0	1-2	2	3	5	2	5	0	1	0	1	21
10	EVANS, Maxwell	g	2-4	1-2	0-0	1	3	4	1	5	2	2	0	1	13
12	BAPTISTE, Djery	g	1-1	0-0	3-4	1	5	6	1	5	0	0	1	0	20
15	BROWN, Clevon	g	1-3	1-2	0-0	0	2	2	1	3	1	0	0	0	12
	Team					1	0	1							
	Totals		12-52	4-18	14-19	8	28	36	13	42	7	9	2	4	200

FG % 1st Half: 6-23 26.1% 2nd half: 6-29 20.7% Game: 12-52 23.1%  
3FG % 1st Half: 2-6 33.3% 2nd half: 2-12 16.7% Game: 4-18 22.2%  
FT % 1st Half: 3-5 60.0% 2nd half: 11-14 78.6% Game: 14-19 73.7%

Officials: Ed Corbett, Don Daily, Nate Farell  
Technical fouls: Virginia-None. Vanderbilt-None.  
Attendance: 2

Score by periods	1st	2nd	Total
Virginia	43	25	68
Vanderbilt	17	25	42

Points	In	Off	2nd	Fast	Bench
VA	18	10	7	6	23
VU	12	6	2	4	20

Last FG - VA 2nd-00:42, VU 2nd-01:08.  
Largest lead - VA by 39 2nd-08:47, VU None.  
VA led for 39:13. VU led for 00:00. Game was tied for 00:47.

Score tied - 0 times.  
Lead changed - 0 times.

Official Basketball Box Score -- Game Totals -- Final Statistics  
Radford vs Vanderbilt  
11/28/17 7 p.m. at Nashville, Tenn. (Memorial Gym)



Radford 62 • 3-3

#	Player	Total		3-Ptr		Rebounds			PF	TP	A	TO	Bk	Stl	Min
		FG-FGA	FG-FGA	FT-FTA	FT-FTA	Off	Def	Tot							
24	POLITE JR, Ed	f	7-14	1-2	1-2	4	8	12	1	16	2	2	1	0	35
32	PHILLIPS, Randy	c	0-2	0-0	0-0	2	1	3	3	0	1	2	0	0	11
03	BRADFORD, Christian	g	3-5	2-2	0-0	0	3	3	2	8	0	0	0	0	20
05	HICKS, Donald	g	2-7	2-4	0-0	0	3	3	1	6	0	1	0	1	31
14	COUSIN, Justin	g	0-4	0-3	0-0	0	0	0	2	0	0	0	0	0	14
01	JONES, Carlrik	g	1-5	0-2	0-0	0	2	2	2	2	1	1	0	0	22
02	OWENS, Tristan	g	0-0	0-0	0-0	0	0	0	0	0	0	0	0	0	0+
10	TANNER, Caleb	g	2-4	2-4	2-3	1	1	2	3	8	0	0	0	0	16
11	FIELDS JR, Travis	g	0-2	0-2	0-0	0	1	1	3	0	6	1	0	0	18
13	BUTTS IV, Leroy	g	1-3	0-0	0-0	1	1	2	2	2	0	0	0	0	5
15	HOLLAND, Devonnte	g	5-9	0-0	1-2	1	1	2	5	11	0	2	0	0	17
45	BOLSTAD, Darius	g	3-6	0-0	3-4	1	3	4	1	9	0	0	0	0	11
	Team					0	0	0							
	Totals		24-61	7-19	7-11	10	24	34	25	62	10	9	1	1	200

FG % 1st Half: 13-29 44.8% 2nd half: 11-32 34.4% Game: 24-61 39.3%  
3FG % 1st Half: 3-9 33.3% 2nd half: 4-10 40.0% Game: 7-19 36.8%  
FT % 1st Half: 4-6 66.7% 2nd half: 3-5 60.0% Game: 7-11 63.6%

Vanderbilt 74 • 3-4

#	Player	Total		3-Ptr		Rebounds			PF	TP	A	TO	Bk	Stl	Min
		FG-FGA	FG-FGA	FT-FTA	FT-FTA	Off	Def	Tot							
02	TOYE, Joe	f	2-6	1-5	3-4	1	3	4	3	8	0	2	1	2	23
11	ROBERSON, Jeff	f	5-8	2-3	2-2	2	7	9	5	14	1	1	0	1	28
12	BAPTISTE, Djery	c	3-5	0-0	2-3	2	1	3	0	8	0	0	1	0	31
00	LEE, Saben	g	0-3	0-2	1-2	0	2	2	0	1	1	0	0	0	11
13	LACHANCE, Riley	g	7-11	3-5	10-10	0	5	5	1	27	1	0	0	2	37
01	WILLIS, Payton	g	0-4	0-2	5-8	2	0	2	1	5	4	1	0	0	28
03	AUSTIN, JR., Larry	g	0-1	0-0	0-0	0	0	0	1	0	0	0	0	0	4
05	FISHER-DAVIS, M.	g	3-11	1-9	0-0	2	4	6	4	7	3	2	0	1	29
15	BROWN, Clevon	g	2-3	0-1	0-2	1	3	4	1	4	0	1	1	0	9
	Team					0	2	2							
	Totals		22-52	7-27	23-31	10	27	37	16	74	10	8	3	6	200

FG % 1st Half: 12-29 41.4% 2nd half: 10-23 43.5% Game: 22-52 42.3%  
3FG % 1st Half: 4-15 26.7% 2nd half: 3-10 30.0% Game: 7-27 25.9%  
FT % 1st Half: 8-10 80.0% 2nd half: 15-21 71.4% Game: 23-31 74.2%

Officials: Anthony Jordan, John Gaffney, Owen Shortt  
Technical fouls: Radford-None. Vanderbilt-None.  
Attendance: 8027

Score by periods	1st	2nd	Total
Radford	33	29	62
Vanderbilt	36	38	74

Points	In	Off	2nd	Fast	Bench
RAD	34	9	8	5	32
VU	26	10	12	5	16

Last FG - RAD 2nd-00:21, VU 2nd-01:30.  
Largest lead - RAD by 10 1st-05:02, VU by 13 2nd-01:05.  
RAD led for 16:55. VU led for 21:19. Game was tied for 01:40.

Score tied - 4 times.  
Lead changed - 1 time.

Official Basketball Box Score -- Game Totals -- Final Statistics  
Vanderbilt vs Seton Hall  
11/24/17 10:00 PM at Barclays Center - Brooklyn, N.Y.



Vanderbilt 59 • 2-4

#	Player	Total		3-Ptr		Rebounds			PF	TP	A	TO	Bk	Stl	Min
		FG-FGA	FG-FGA	FT-FTA	FT-FTA	Off	Def	Tot							
15	BROWN, Clevon	f	1-3	0-2	0-0	0	0	0	1	2	0	1	1	0	11
50	OBINNA, Ejike	f	3-3	0-0	3-5	2	3	5	4	9	0	0	1	0	20
02	TOYE, Joe	g	2-3	0-1	2-2	1	2	3	2	6	0	3	0	0	13
03	AUSTIN, JR., Larry	g	0-3	0-1	0-0	0	1	1	3	0	2	3	0	0	16
10	EVANS, Maxwell	g	1-5	0-2	0-0	0	2	2	0	2	0	0	0	0	16
00	LEE, Saben	g	3-10	1-2	1-1	1	0	1	2	8	4	0	0	0	26
05	FISHER-DAVIS, M.	g	2-9	0-5	0-0	2	6	8	3	4	0	1	0	2	24
11	ROBERSON, Jeff	g	5-10	2-5	8-8	2	11	13	3	20	0	3	0	0	31
12	BAPTISTE, Djery	g	0-1	0-0	2-2	0	2	2	5	2	0	0	0	0	15
13	LACHANCE, Riley	g	2-9	2-6	0-0	1	1	2	1	6	1	1	0	0	28
	Team					2	0	2							
	Totals		19-56	5-24	16-18	11	28	39	24	59	7	16	2	2	200

FG % 1st Half: 13-27 48.1% 2nd half: 6-29 20.7% Game: 19-56 33.9%  
3FG % 1st Half: 5-12 41.7% 2nd half: 0-12 0.0% Game: 5-24 20.8%  
FT % 1st Half: 1-3 33.3% 2nd half: 15-15 100.0% Game: 16-18 88.9%

Seton Hall 72 • 5-1

#	Player	Total		3-Ptr		Rebounds			PF	TP	A	TO	Bk	Stl	Min
		FG-FGA	FG-FGA	FT-FTA	FT-FTA	Off	Def	Tot							
14	SANOGO, Ismael	f	1-3	0-1	2-2	1	7	8	3	4	1	0	4	1	26
31	DELGADO, Angel	c	5-9	0-0	5-9	0	8	8	3	15	1	3	0	1	29
00	CARRINGTON, Khadeen	g	0-5	0-1	1-3	0	3	3	0	1	3	1	0	0	30
13	POWELL, Myles	g	4-10	1-7	2-2	0	2	2	1	11	1	1	0	1	29
20	RODRIGUEZ, Desi	g	12-21	1-6	2-6	2	3	5	3	27	0	0	0	0	32
01	NZEI, Michael	g	3-4	0-0	2-2	3	1	4	1	8	0	2	0	0	13
04	ROYDON, Eron	g	0-0	0-0	0-0	0	1	1	1	0	4	0	0	1	11
21	GERNOLDS, Shavar	g													



## 2017-18 Roster

No.	Name	Pos.	Ht.	Wt.	Cl.-Yr	Hometown (Previous School)
0	Saben Lee	G	6-2	174	Fr. - 1st	Phoenix, Ariz. (Corona Del Sol)
1	Payton Willis	G	6-4	186	So. - 2nd	Fayetteville, Ark. (Fayetteville)
2	Joe Toye	G/F	6-7	206	Jr. - 3rd	Chicago, Ill. (Whitney Young)
3	Larry Austin, Jr.	G	6-2	182	R-Jr. - 4th	Springfield, Ill. (Xavier University/Lanphier)
4	Yanni Wetzell	F/C	6-10	235	R-So. - 3rd	Auckland, N.Z. (St. Mary's (Texas)/Westlake Boys)
5	Matthew Fisher-Davis	G	6-5	186	Sr. - 4th	Charlotte, N.C. (Butler)
10	Maxwell Evans	G	6-2	186	Fr. - 1st	Houston, Texas (Bellaire)
11	Jeff Roberson	F	6-6	220	Sr. - 4th	Houston, Texas (The Kinkaid School)
12	Djery Baptiste	C	6-10	235	R-So. - 3rd	Gonaives, Haiti (Prestonwood Christian (Texas))
13	Riley LaChance	G	6-2	185	Sr. - 4th	Brookfield, Wis. (Brookfield Central)
14	Isaiah Rice	G	5-11	189	Fr. - 1st	Indianapolis, Ind. (Park Tudor)
15	Clevon Brown	F	6-8	233	So. -2nd	San Antonio, Texas (Churchill)
32	Matt Ryan	F	6-8	209	R-So. - 3rd	Cortlandt Manor, N.Y. (Notre Dame/Iona Prep)
50	Ejike Obinna	F/C	6-10	234	Fr. - 1st	Enugu, Nigeria (Virginia Academy (Va.))

### COACHING STAFF

Head Coach..... **Bryce Drew** (Valparaiso, 1998) - 2nd  
 Associate Head Coach..... **Roger Powell** (Illinois, 2005) - 2nd  
 Assistant Coach..... **Jake Diebler** (Valparaiso, 2009) - 2nd  
 Assistant Coach..... **Casey Shaw** (Toledo, 1998) - 2nd  
 Director of Scouting..... **Luke Simons** (Purdue, 2005) - 2nd  
 Director of Operations..... **Matt Olinger** (Liberty, 2007) - 2nd  
 Director of Recruiting/Player Personnel ... **Arte Culver** (Rice, 2006) - 1st

### SUPPORT STAFF

Athletic Communications Dir. .... **Andy Boggs** (Florida State, 1998)  
 Academic Support.... **Max-Maurice Martin** (South Carolina St, 1991)  
 Athletic Trainer..... **Shannon Gordon** (Indiana State, 1992)  
 Strength and Conditioning..... **Jeremy Anderson** (Liberty, 2011)

### PRONUNCIATION GUIDE

Djery Baptiste..... **Jerry - Bap-TEEST**  
 Clevon Brown..... **CLEE-von**  
 Jake Diebler..... **DEEB-ler**  
 Ejike Obinna..... **EEH-Je-KAY Oh-Bean-a**  
 Jeff Roberson..... **ROE-ber-son**  
 Joe Toye..... **TOY**

### ROSTER BY CLASS

#### Seniors (3)

**Matthew Fisher-Davis** .....Charlotte, N.C.  
**Riley LaChance** .....Brookfield, Wisc.  
**Jeff Roberson** .....Houston, Texas

#### Juniors (2)

**Larry Austin, Jr.** .....Springfield, Ill.  
**Joe Toye** .....Chicago, Ill.

#### Sophomores (5)

**Djery Baptiste** .....Gonaives, Haiti  
**Clevon Brown** .....San Antonio, Texas  
**Matt Ryan** .....Cortlandt Manor, N.Y.  
**Yanni Wetzell** .....Auckland, N.Z.  
**Payton Willis** .....Fayetteville, Ark.

#### Freshman (4)

**Maxwell Evans** .....Houston, Texas  
**Saben Lee** .....Phoenix, Ariz.  
**Ejike Obinna** .....Enugu, Nigeria  
**Isaiah Rice** .....Indianapolis, Ind.



## MEMORIAL MAGIC - THE HOME TO VANDERBILT HOOPS SINCE 1952

### HISTORIC MEMORIAL GYMNASIUM IN 66TH SEASON

Storied Memorial Gymnasium is in its 66th season as the host venue of Vanderbilt basketball. The SEC's most historic hoops setting has played host to more than 950 men's contests as well as the 1984 and 1991 SEC Tournaments and 40 men's and women's NCAA Tournament contests (since the early 1980s).

As the oldest gymnasium in the SEC, Memorial Gymnasium is renowned for its end zone benches, raised floor and unique atmosphere. It was dedicated in 1952 as a memorial to all Vanderbilt men and women who served in World War II. It was built by the late master architect Edwin Keeble, who was commissioned to build a combination gymnasium/concert hall.

.780	All-time winning percentage at Memorial Gym (786-222).
.890	Winning percentage against non-conference opponents since 1990 (210-26).
6	Undefeated seasons at home.

#### Winningest Coaches at Memorial Gymnasium

Coach	Yrs	Record
1. Kevin Stallings (2000-16)	17	226-65
2. Roy Skinner (1959, 1962-76)	16	181-41
3. Bob Polk (1948-58, 1960-61)	8	96-15
4. C.M. Newton (1982-89)	8	91-37
5. Jan van Breda Kolff (1994-99)	6	75-20
6. Eddie Fogler (1990-93)	4	54-12

#### Coach Drew at Memorial Gymnasium

Coach	Yr	Record
Bryce Drew	2016-17	11-5
	2017-18	3-2

### ANNUAL ATTENDANCE FIGURES

Year	All Games	Attendance	Average	NCAA Rank	SEC Games	SEC Attendance	Average
2017-18	5	41,538	8,308	-	-	-	-
2016-17	16	154,169	9,636	45	9	92,645	10,294
2015-16	16	178,167	11,135	36	9	107,318	11,924
2014-15	19	168,377	8,862	51	9	88,830	9,870
2013-14	16	152,539	9,534	45	9	92,455	10,273
2012-13	15	159,557	10,637	36	9	100,986	11,221
2011-12	18	246,561	13,698	18	8	112,368	14,046
2010-11	17	234,632	13,802	18	8	114,346	14,293
2009-10	16	217,965	13,623	21	8	113,539	14,192
2008-09	17	225,686	13,276	25	8	112,833	14,104
2007-08	19	254,954	13,418	22	8	113,713	14,214
2006-07	17	204,511	12,030	31	8	109,043	13,630
2005-06	16	195,159	12,197	24	8	108,258	13,532
2004-05 <sup>^</sup>	19	191,678	10,088	43	8	105,357	13,170
2003-04	17	192,301	11,312	33	8	106,990	13,374
2002-03	16	153,123	9,570	46	8	96,906	12,113
2001-02	17	150,325	8,843	50	8	93,873	11,734
2000-01	19	186,468	9,814	45	8	102,055	12,757
1999-00*	18	197,770	10,987	30	8	106,741	13,343
1998-99	16	192,538	12,034	26	8	106,128	13,266
1997-98	16	213,974	13,373	21	8	117,819	14,727
1996-97	16	207,771	12,986	25	8	120,214	15,027
1995-96	18	226,354	12,575	28	8	112,996	14,125
1994-95	13	183,042	14,080	17	8	118,932	14,867
1993-94	16	223,997	14,000	15	8	121,345	15,168
1992-93	14	212,156	15,154	11	8	122,536	15,317
1991-92	17	210,585	12,387	29	8	115,104	14,388
1990-91	16	214,638	13,415	19	9	133,482	14,831
1989-90	19	259,992	13,684	18	9	136,136	15,126
1988-89	15	224,657	14,977	13	9	137,212	15,246
1987-88	16	223,747	13,984	14	9	138,393	15,377
1986-87	17	226,343	13,314	14	9	130,854	14,539
1985-86	15	200,806	13,387	14	9	128,059	14,229
1984-85	16	194,390	12,149	17	9	122,514	13,613
1983-84	18	249,292	13,850	10	9	135,546	15,050
1982-83	17	237,584	13,976	9	9	135,418	15,046
1981-82	14	202,225	14,445	9	9	131,699	14,633
1980-81	15	227,478	15,165	9	9	136,436	15,160
1979-80	15	228,029	15,202	5	9	138,754	15,417
1978-79	14	215,330	15,380	5	9	139,930	15,547
1977-78	14	207,375	14,813	5	9	134,232	14,915
1976-77	15	211,966	14,131	4	9	149,108	16,568
1975-76	13	180,901	13,915	-	9	135,375	15,042
1974-75	12	178,527	14,877	-	9	134,304	14,923
1973-74	12	182,728	15,227	-	9	140,252	15,584
1972-73	12	173,567	14,464	-	9	131,193	14,577
1971-72	12	156,778	13,065	-	9	120,172	13,352
1970-71	12	170,634	14,220	-	9	130,260	14,473
1969-70	12	176,763	14,730	-	9	135,745	14,861
1968-69	12	126,896	10,575	-	9	95,300	10,589
1967-68	12	129,722	10,810	-	9	96,274	10,697
1966-67	12	105,492	8,791	-	9	79,173	8,797
1965-66	12	106,022	8,835	-	9	62,368	8,910
1964-65	12	98,821	8,235	-	9	65,712	8,214
1963-64	12	84,827	7,069	-	6	35,684	5,947
1962-63	12	75,261	6,272	-	6	46,183	6,598
1961-62	13	73,640	5,665	-	8	47,357	5,920
1960-61	13	74,187	5,707	-	7	45,549	6,507
1959-60	14	76,199	5,443	-	8	46,064	5,758

<sup>^</sup> First year capacity increased from 14,168 to 14,316; \* First year capacity decreased from 15,311 to 14,168





### VANDERBILT BASKETBALL QUICK HITTERS

- This is the 115th year of Vanderbilt basketball, with the first season taking place in 1900-01. There were no teams in 1904-05 and 1905-06.
- The Commodores have been named to 15 NCAA Tournaments and 12 NIT's. Vanderbilt advanced to the Elite 8 in 1965 (field of 23), and the Sweet 16 in 1988, 1993, 2004, and 2007. The Commodores captured the NIT Championship in 1990 and finished runner-up in 1994.
- The Commodores are a charter member of the SEC, with the 2017-18 season being the 85th year in the conference.
- Vanderbilt is the only private institution in the SEC with the lowest enrollment of any of the 14 schools (6,738).
- Vanderbilt's Perry Wallace became the first African-American scholarship basketball player in the SEC when he took the court in 1967.
- The Commodores have 47 career 1,000-point scorers, with Shan Foster (2004-08) the all-time leading scorer with 2,011 career points.
- Vanderbilt has had 12 All-Americans since 1950. They are: Billy Joe Adcock (1950), Clyde Lee (1965), Tom Hagan (1969), Jan van Breda Kolff (1974), Will Perdue (1988), Billy McCaffrey (1993), Dan Langhi (2000), Matt Freije (2004), Derrick Byars (2007), Shan Foster (2008), and John Jenkins (2011).
- Vanderbilt had two players selected in the 2016 NBA Draft - Wade Baldwin IV, Memphis, 17th pick and Damian Jones, Golden State 30th pick - one of only three schools with two or more players drafted in the first round. In all, 37 Vanderbilt players have been selected in the NBA Draft since 1950.
- The Commodores had three players drafted in the first 31 picks of the 2012 NBA Draft - John Jenkins, Atlanta, 23rd pick, Festus Ezeli, Golden State, 30th pick, Jeffery Taylor, Charlotte, 31st pick - the most by the Commodores in one draft.
- The Commodores ended a 61-year SEC Tournament drought in 2012 by claiming the tournament championship in New Orleans, the team's first SEC tournament championship since 1951.
- Kevin Stallings is the winningest coach in Vanderbilt history with 322 total victories (17 years, 322-220).
- All three of the university's top all-time scorers played for Kevin Stallings (Foster, Jeffery Taylor, Matt Freije). John Jenkins, who is 10th on the list, also played for him.
- Vanderbilt's intercollegiate athletics teams are nicknamed the Commodores, in honor of the nickname given to founder Cornelius Vanderbilt, who made his fortune in shipping. Vanderbilt donated \$1 million to begin "Central University" in 1875 - the campus was later renamed for Cornelius because of his generosity. Cornelius never stepped foot on the campus that bears his namesake.

### SEC STANDINGS

#### 2017-18 SEC STANDINGS (12/4)

	SEC	Pct.	All	Pct.
Miss. State	0-0	.000	7-0	1.000
Texas A&M	0-0	.000	7-0	1.000
Kentucky	0-0	.000	7-1	.875
Auburn	0-0	.000	6-1	.857
Georgia	0-0	.000	6-1	.857
Tennessee	0-0	.000	6-1	.857
Florida	0-0	.000	5-1	.833
Alabama	0-0	.000	6-2	.750
Missouri	0-0	.000	6-2	.750
South Carolina	0-0	.000	6-2	.750
Arkansas	0-0	.000	5-2	.714
LSU	0-0	.000	4-2	.667
Ole Miss	0-0	.000	4-3	.571
Vanderbilt	0-0	.000	3-5	.375

### SEC STATS

#### VU TEAM SEC RANKINGS (12/4)

Category	Rank	All
Scoring	14th	(69.4)
Scoring Defense	9th	(72.2)
Scoring Margin	14th	(-2.9)
FT%	6th	(.731)
FG%	14th	(.406)
FG% Defense	13th	(.451)
3FG%	13th	(.310)
3FG% Defense	10th	(.353)
3FG Made	11th	(7.1)
Rebound Margin	8th	(+4.4)
Blocks	13th	(3.1)
Assists	14th	(10.9)
Steals	14th	(4.5)
Turnover Margin	13th	(-3.5)
Assist/TO Ratio	14th	(0.8)

#### VU INDIVIDUAL SEC RANKINGS (12/4)

Player	Rank	Total
Jeff Roberson	1st	(9.4)
Rebounding	5th	(.909)
FT%	6th	(2.6)
Off. Rebounding	1st	(6.8)
Def. Rebounding	2nd	(33.2)
Minutes Played	9th	(.450)
Riley LaChance		
3FG%		

### 2016-17 ALL-SEC TEAMS

#### FIRST TEAM ALL-SEC

- KeVaughn Allen, Florida
- J.J. Frazier, Georgia
- Yante Maten, Georgia
- De'Aaron Fox, Kentucky
- Malik Monk, Kentucky
- Sebastian Saiz, Ole Miss
- Sindarius Thornwell, South Carolina
- Luke Kornet, Vanderbilt**

#### SECOND TEAM ALL-SEC

- Moses Kingsley, Arkansas
- Kasey Hill, Florida
- Bam Adebayo, Kentucky
- Antonio Blakeney, LSU
- Quinnndary Weatherspoon, Miss State
- Robert Hubbs III, Tennessee
- Tyler Davis, Texas A&M
- Robert Williams, Texas A&M

#### ALL-FRESHMAN TEAM

- Braxton Key, Alabama
- Mustapha Heron, Auburn
- Bam Adebayo, Kentucky
- De'Aaron Fox, Kentucky
- Malik Monk, Kentucky
- Lamar Peters, Mississippi St.
- Grant Williams, Tennessee
- Robert Williams, Texas A&M

#### ALL-DEFENSIVE TEAM

- Moses Kingsley, Arkansas
- Kasey Hill, Florida
- Sindarius Thornwell, South Carolina
- Robert Williams, Texas A&M
- Luke Kornet, Vanderbilt**

#### COACH OF THE YEAR

- Mike White, Florida

#### PLAYER OF THE YEAR

- Sindarius Thornwell, South Carolina

#### SCHOLAR ATHLETE OF THE YEAR

- Luke Kornet, Vanderbilt**

#### FRESHMAN OF THE YEAR

- Malik Monk, Kentucky

#### SIXTH MAN OF THE YEAR

- Canyon Barry, Florida

#### DEFENSIVE PLAYER OF THE YEAR

- Robert Williams, Texas A&M



# THE LAST TIME...

## VANDERBILT INDIVIDUALS

### Scoring:

**Scored 25 points** – Riley LaChance (27), vs. Radford, 11/28/2017  
**Scored 30 points** – Matthew Fisher-Davis (31), vs. USC, 11/19/2017  
**Scored 35 points** – Billy McCaffrey (35), vs. Georgia, 2/24/1993  
**Scored 40 points** – Shan Foster (42) vs. Mississippi State, 3/5/2008

### Two Players Had 20 Points –

Luke Kornet (21), Nolan Cressler (20) vs. Iowa State, 1/28/2017

### Three Players Had 20 Points –

Derrick Byars (28), Shan Foster (21) and Ross Neltner (20) vs. Toledo, 12/2/2006

### Scored 20 Points in Two Straight Games –

Luke Kornet at Kentucky (21) 2/28/17, vs. Florida (24), 3/4/17

### Scored 20 Points in Three Straight Games –

Matthew Fisher-Davis at Dayton (25), 12/21/16, at LSU (23) 12/29/16, vs. Auburn (33), 1/4/2017

### Scored 20 Points in Four Straight Games –

John Jenkins vs. Monmouth (25), 11/25/11, vs. Xavier (20), 11/28/11, at Louisville (27), 12/2/2011, at Davidson (22), 12/7/2011

### Scored 20 Points in Five Straight Games –

Shan Foster vs. Georgia (29), 2/23/2008; vs. Tennessee (32), 2/26/2008; at Arkansas (22), 3/1/2008; vs. Mississippi State (42), 3/5/2008; at Alabama (21), 3/8/2008

### Scored 20 Points in Six Straight Games –

Shan Foster vs. Georgia (29), 2/23/2008; vs. Tennessee (32), 2/26/2008; at Arkansas (22), 3/1/2008; vs. Mississippi State (42), 3/5/2008; at Alabama (21), 3/8/2008; vs. Auburn (26), 3/13/2008

### Five Players Scored in Double Figures –

Jeff Roberson (15), Luke Kornet (13), Matthew Fisher-Davis (13), Nolan Cressler (11), Riley LaChance at Tennessee, 2/22/2017

### Seven Players Scored in Double Figures –

Damian Jones (10), Wade Baldwin IV (20), Riley LaChance (10), Nolan Cressler (14), Joe Toye (10), Matthew Fisher-Davis (12), Josh Henderson (11), vs. Detroit (12/2/15)

### Four Players with 15 or more points –

Jeff Roberson (19), Matthew Fisher-Davis (19), Riley LaChance (19), Luke Kornet (16) vs. Kentucky, 1/10/2017

### Double-Doubles:

**Double-Double** – Jeff Roberson (22 points, 10 rebounds) vs. Kansas St., 12/3/2017

**20-10 game** – Jeff Roberson (20 points, 13 rebounds) vs. Seton Hall, 11/24/2017

**30-10 game** – Matthew Fisher-Davis (31 points, 11 rebounds) vs. USC, 11/19/2017

**Back-to-back 20-10 games** – Matt Freije vs. South Carolina (26 points, 11 rebounds)

1/28/04; vs. Kentucky (20 points, 11 rebounds) 1/31/04

**Double-Double in Points and Rebounds** – Jeff Roberson (22 points, 10 rebounds) vs. Kansas St., 12/3/2017

**Double-Double in Points and Assists** – Wade Baldwin IV (15 points, 10 assists) vs. Western Michigan, 12/30/2015

**Double-Double in Points and Blocks** – Luke Kornet (11 points, 10 blocks) vs. Auburn (1/12/2016)

**Double-Double in Points and Steals** – Never

### Double-Double in Two Consecutive games

– Jeff Roberson (13 points, 10 rebounds) vs. Austin Peay, 11/10/17; (13 points, 10 rebounds) at Belmont (13 points, 12 rebounds) **Double-Double in three consecutive games** – Jeff Roberson vs. Austin Peay (13 points, 10 rebounds) 11/10/2017; at Belmont (13 points, 12 rebounds) 11/10/2017; vs. UNC Asheville (17 points, 12 rebounds) 11/10/2017

### Two players record double-double –

Damian Jones (24 points, 12 rebounds), Luke Kornet (10 points, 10 rebounds) vs. Trevecca, 11/16/2014

### Triple-Doubles:

**Triple-Double** – Luke Kornet (11 points, 11 rebounds, 10 blocks) vs. Auburn, 1/12/16; Brad Tinsley (11 points, 10 rebounds, 10 assists) vs. Presbyterian, 11/12/2010

### Field Goals:

**Made 10 FG in a game** – Damian Jones (10) at Saint Mary's, 3/18/2015

**Made 11 FG in a game** – Matthew Fisher-Davis (11) vs. Auburn, 1/4/2017

**Made 12 FG in a game** – Damian Jones (12) at Florida, 2/23/2016

**Made 16 FG in a game** - Shan Foster (16) vs. Mississippi State, 3/5/2008

**Attempted 15 FG in a game** – Matthew Fisher-Davis (15) vs. Northwestern, 3/16/2017

**Attempted 16 FG in a game** – Damian Jones (16) at Miss. State, 2/16/2016

**Attempted 17 FG in a game** – Luke Kornet (17) vs. Florida, 3/4/17

**Attempted 18 FG in a game** – Matthew Fisher-Davis (18) vs. USC, 11/19/2017

**Attempted 19 FG in a game** – Rod Odom (19) vs. Missouri, 1/16/14

**Attempted 20 FG in a game** - Matthew Fisher-Davis (20), vs. Auburn, 1/4/2017

### Three-Pointers:

**Made 5 3-pointers in a game** – Joe Toye (5), vs. Texas A&M, 3/9/2017

**Made 6 3-pointers in a game** – Matthew Fisher-Davis (6) vs. USC, 11/19/2017

**Made 7 3-pointers in a game** – Matthew Fisher-Davis (7) vs. Auburn, 1/4/2017

**Made 8 3-pointers in a game** – Shan Foster (8) vs. UMass, 1/5/2008

**Made 9 3-pointers in a game** – Shan Foster (9) vs. Mississippi State, 3/5/2008

### Attempted 10 3-pointers in a game –

Matthew Fisher-Davis (13) vs. USC, 11/19/2017

### Attempted 15 3-pointers in a game –

John Jenkins (16) vs. Oregon, 11/11/2011

### Free Throws:

**Made 10 FT in a game** – Riley LaChance (10), vs. Radford, 11/28/2017

**Made 12 FT in a game** – Saben Lee (12) vs. Kansas St., 12/3/2017

**Made 13 FT in a game** – A.J. Ogilvy (13) vs. DePaul, 12/5/2009

**Made 18 FT in a game** – Matt Freije (18) vs. Indiana, 11/24/2003

**Attempted 12 FT in a game** – Wade Baldwin IV (13) at Tennessee, 1/20/16

**Attempted 14 FT in a game** – Wade Baldwin IV (14) vs. Florida, 1/26/2016

**Attempted 15 FT in a game** – Saben Lee (16) vs. Kansas St., 12/3/2017

### Rebounds:

**10 Rebounds in a game** – Jeff Roberson (10), vs. Kansas St., 12/3/2017

**15 Rebounds in a game** – Jeff Roberson (16) vs. Minnesota, 12/3/16

**10+ Rebounds in Three Consecutive Games** – Jeff Roberson vs. Austin Peay (10) 11/10/2017; at Belmont (12) 11/10/2017; vs. UNC Asheville (12) 11/10/2017

### Assists:

**8 Assists** – Payton Willis (8) vs. Santa Clara, 11/25/2016

**9 Assists** – Wade Baldwin IV (9) at Miss. State, 2/16/2016

**10 Assists** – Wade Baldwin IV (10) vs. Auburn, 1/12/16

**11 Assists** – Mario Moore (13) vs. Arkansas, 2/19/2005

**12 Assists** – Mario Moore (13) vs. Arkansas, 2/19/2005

**13 Assists** – Mario Moore (13) vs. Arkansas, 2/19/2005

**14 Assists** – Billy McCaffrey (14) vs. Kentucky, 1/13/1993

**5+ Assists in Four Consecutive Games** - Wade Baldwin IV (8) vs. Texas A&M, 2/4/16; (9) at Ole Miss, 2/6/16; (7) vs. Missouri, 2/10/16; (7) at Auburn, 2/13/16; (9) at Miss. St., 2/16/16; (7) vs. Georgia, 2/20/16

**8+ Assists in Two Consecutive Games**- Atiba Prater (9) at Georgia, 2/2/2000; (9) vs. Boston College, 2/6/2000

### Blocks:

**4 Blocked Shots** – Luke Kornet (4) at Alabama, 1/7/17

**5 Blocked Shots** – Luke Kornet (5) vs. Texas A&M, 2/16/2017

**6 Blocked Shots** – Luke Kornet (6) at Texas A&M, 3/5/2016

**7 Blocked Shots** – Luke Kornet (7) at Tennessee, 2/22/2017

**10 Blocked Shots** – Luke Kornet (10) vs. Auburn, 1/12/16

### Steals:

**4 Steals** – Riley LaChance (4) at Saint Mary's, 3/18/15

**5 Steals** – Riley LaChance (5) vs. Penn, 12/22/2014

**6 Steals** – Dan Cage (6) vs. Furman, 11/28/2006

**7 Steals** - James Strong (8) vs. Morehead State, 11/24/1998

**8 Steals** – James Strong (8) vs. Morehead State, 11/24/1998

### Minutes:

**Played every minute** – Rod Odom vs. Florida, 2/25/14

**Played over 40 minutes** – Jeff Roberson (42), Riley LaChance (414) vs. Florida (3/10/17)

**All 5 starters played 40 minutes** – Steve Tchiengang (40), Brad Tinsley (40), Lance Goulbourne (41), Jeffery Taylor (41), and John Jenkins (41), at Louisville, 12/2/2011

### Fouls:

**Technical Foul** – Riley LaChance, vs. Kansas St., 12/3/2017

**Fouled Out** – Djery Baptiste, vs. Kansas St., 12/3/2017

**Two Players Fouled Out** – Riley LaChance, Djery Baptiste, vs. Kansas St., 12/3/2017

**Three Players Fouled Out** – Damian Jones, Jeff Roberson, Wade Baldwin IV at Ole Miss, 2/6/2016

### TEAM

**Started the game with Opponent Technical Foul** – Furman bench, 12/22/2008

**Scored 95 or more points** – 102 vs. Detroit, 12/2/15 (W, 102-52)

**Scored 100 or more points** – 102 vs. Detroit, 12/2/2015 (W, 102-52)

**Scored 100 or more points (SEC game)** – 102 at Ole Miss, 2/16/2012 (W, 102-76)

**Scored 110 or more points** – 113 vs. Alabama A&M 12/30/1998 (W, 113-71)

**Scored 110 or more points (SEC game)** – 111 vs. Alabama 2/21/1972 (W, 111-91)

**Scored 120 or more points** – 130 vs. Ole Miss 12/22/1970 (W, 130-112)

**Scored 120 or more points (SEC game)** – 130 vs. Ole Miss 12/22/1970 (W, 130-112)

**Scored 130 or more points** – 130 vs. Ole Miss 12/22/1970 (W, 130-112)

**Scored Less than 50 points** – 42 vs. Virginia (42), 11/23/2017

**Scored Less than 40 points** – 38 at Tennessee (L, 76-38), 3/1/2014

**Scored 20 or less points in half** – 17 (1st half), vs. Virginia, 11/23/2017 (L, 42-68)

**Scored 90+ points in three consecutive games** - 95 vs. Bradley, 11/24/2007 (W, 95-86); 91 vs. South Alabama, 11/29/2007 (W, 91-88); vs. Georgia Tech, 12/1/2007 (W, 92-79)

**Allowed 90 or more points** – 95, vs. Marquette, 11/11/2016 (L, 95-71)

**Allowed 100 or more points** – 106, Kentucky, 3/5/2003 (L, 44-106)

**Allowed Less than 50 points** – 48, vs. Miss. State, 2/25/2017 (W, 77-48)

**Allowed 40 or Less points** – 31, at Mississippi State, 2/23/2013 (W, 72-31)

**Shot 60% or better** – .609 vs. Tenn. St., 11/23/14 (W, 78-46)

**Shot 60% or better from three** – .643 vs. Purdue, 12/13/14 (W, 81-71)

# THE LAST TIME...

**Shot over 67% FG** – .679 vs. TSU, 12/19/2009 (W, 84-71)

**Shot 50% or better** – .522 at Arkansas, 2/7/2017

**Shot lower than 30%** – .231 vs. Virginia 11/23/17 (L, 68-42)

**Allowed 60% shooting** – .612 at Florida, 2/21/2009 (L, 68-82)

**Scored 100 points in two consecutive games** – 111 vs. North Alabama 12/20/1980 (W, 111-79) and 111 vs. Memphis 12/23/1980 (W, 111-96)

**Scored 100 points in three consecutive games** – Never

**Scored 100 points in Consecutive SEC games** – 104 vs. LSU 2/19/1972 (W, 104-83) and 111 vs. Alabama 2/21/1972 (W, 111-91)

**Won game by 70 points or more** – 71 vs. Union (Tenn.) (W, 95-24), 1911-12

**Won game by 60 points or more** – 71 vs. Union (Tenn.) (W, 95-24), 1911-12

**Won game by 50 points or more** – 50 vs. Detroit (W, 102-52) 12/2/2015

**Lost by 25 or More Points** – vs. Virginia, 11/23/17 (L, 68-42)

**Game decided by one point** – vs. Arkansas, 1/24/2017 (L, 71-70)

**Two consecutive games decided by one point** – at South Carolina (L, 70-71) 1/7/1998 and Tennessee (W, 80-79) 1/10/1998

**Three consecutive games decided by one point** – Never

**Shot 90% or Better from Free Throw Line (min. 10 att.)** – 90.9% vs. Arkansas (20-22) 3/10/2017

**Shot less than 50% from Free Throw Line** – 46.9% vs. Morgan State (15-32) 11/23/13

**Shot less than 20% from 3PT** – .158 (3-19) vs. Wichita State 3/15/16 (L, 70-50)

**Attempted 30 FT** – 33 (23-33) vs. Kansas St., 12/3/2017

**Attempted 35 FT** – 39 (29-39) at Tennessee, 1/20/2016

**Attempted 40 FT** – 42 (29-42) vs. Florida, 2/3/2015

**Attempted five or less FT** – 3 at Texas A&M, 1/31/2017

**Made 30 FT** – 38, vs. Western Carolina, 12/16/14

**Made 15 3FG** – 16 vs. LSU, 12/29/2016

**Won an Overtime Game** – vs. Florida 3/10/17 (W, 72-62)

**Lost an Overtime Game** – Vs. USC 11/19/17 (L, 89-93)

**Played Two Overtimes** – vs. Yale 1/3/15 (W, 79-74)

**Played Three Overtimes** – at Ole Miss 2/17/1982 (L, 51-48)

**Played Four Overtimes** – at Ole Miss 2/17/1982 (L, 51-48)

**Played consecutive games that went to overtime** – vs. Xavier 11/28/2011 (L, 82-70) and at Louisville, 12/2/2011 (L, 62-60)

**Had 20 Turnovers** – 26 at Arkansas, 1/5/2016

**Had fewer than 10 Turnovers in two straight games** – vs. Kentucky (7) 1/10/2017, vs. Tennessee (9) 1/14/2017

**Had 10 Blocks** – 10, vs. Auburn, 1/12/2016

## OPPONENT - INDIVIDUALS

### Scoring:

**Scored 25 points** – Desi Rodriguez (27) vs. Seton Hall, 11/24/2017

**Scored 30 points** – Jamal Murray (33) vs. Kentucky, 2/27/16

**Scored 35 points** – Jordan McLaughlin (35), USC, 11/19/2017

**Scored 40 points** – Morris Almond (44), Rice, 1/3/2007

**Two Players Had 20 Points** – Jordan McLaughlin (35), Chimezie Metu (23) USC, 11/19/2017

**Five Players Scored in Double Figures** Deandre Burnett (17), Terence Davis (17), Breein Tyree (11), Justas Furmanavicius (11), Sebastian Saiz (10), vs. Ole Miss, 2/4/2017

**Six Players Scored in Double Figures** – Bam Doyno (22), Dwayne Curtis (12), Todd Abernethy (11), Clarence Sanders (11), Polynice (10) and Williams (10), vs. Ole Miss, 1/27/2007

**Four Players with 15 or more points** – Erik Daniels (20), Marquis Estill (17), Kelenna Azubuike (16) and Gerald Fitch (15) vs. Kentucky, 3/5/2003

### Double-Doubles:

**Double-Double** – Ed Polite, Jr. (16 points, 12 rebounds), vs. Radford, 11/28/2017

**Triple-Double** – Sam Muldrow (16 points, 14 rebounds and 10 blocks) at South Carolina, 1/8/2010

**20-10 game** – Dylan Windler (24 points, 11 rebounds), at Belmont, 11/13/2017

**30-10 game** – Ben Simmons (36 points, 14 rebounds), LSU, 1/2/2016

### Double-Double in Points and Rebounds

– Ed Polite, Jr. (16 points, 12 rebounds), vs. Radford, 11/28/2017

**Double-Double in Points and Assists** – Nick Calathes (15 points, 10 assists) at Florida, 1/27/2008

**Two players record double-doubles** – Prince Ibeh (13 points, 11 rebounds), Kerwin Roach, Jr. (15 points, 11 rebounds), at Texas, 1/30/2016

### Field Goals:

**Made 10 FG in a game** – Bryant McIntosh (10) vs. Northwestern, 3/16/2017

**Made 11 FG in a game** – Tyler Davis (11), vs. Texas A&M, 2/16/2017

**Made 12 FG in a game** – Desi Rodriguez (12) vs. Seton Hall, 11/24/2017

**Made 13 FG in a game** – Bobby Portis, at Arkansas (13), 1/10/15

**Attempted 15 FG in a game** – Dylan Windler (15), at Belmont, 11/13/2017

**Attempted 16 FG in a game** – Bryant McIntosh (16) vs. Northwestern, 3/16/2017

**Attempted 17 FG in a game** – Jaylen Barnford (17), vs. Arkansas, 3/11/2017

**Attempted 18 FG in a game** – Tyler Davis (18) vs. Texas A&M, 2/16/2017

**Attempted 19 FG in a game** – Jordan McLaughlin (12), vs. USC, 11/19/2017

**Attempted 20 FG in a game** – Desi Rodriguez (21) vs. Seton Hall, 11/24/2017

**Attempted 25 FG in a game** – Malik Monk (21) at Kentucky, 2/28/2017

### Three-Pointers:

**Made 5 3-pointers in a game** – Jordan McLaughlin (5), vs. USC, 11/19/2017

**Made 6 3-pointers in a game** – Jamal Murray, vs. Kentucky (6), 2/27/16

**Made 7 3-pointers in a game** – Chandler Parsons (7) vs. Florida, 1/25/2009

**Made 8 3-pointers in a game** – Brian Sullivan (8) vs. Miami (OH), 1/2/2012

**Attempted 10 3-pointers in a game** – Jordan McLaughlin (11), vs. USC, 11/19/2017

### Free Throws:

**Made 10 FT in a game** – Miles Bowman, Jr. (10) vs. High Point, 12/6/2016

**Made 16 FT in a game** – Ben Simmons (16), LSU, 1/2/2016

**Made 17 FT in a game** – Morris Almond (17) at Rice, 1/3/2007

**Attempted 10 FT in a game** – Edrice Adebayo (10), Malik Monk (10) at Kentucky, 2/28/2017

**Attempted 13 FT in a game** – Jared Brownridge (13) vs. Santa Clara, 11/25/16

**Attempted 14 FT in a game** – Johnny O'Bryant III, (14) at LSU, 1/18/14

**Attempted 15 FT in a game** – Ben Simmons (19), LSU, 1/2/2016

### Rebounds:

**10 Rebounds in a game** – Dylan Windler (11), at Belmont, 11/13/2017

**15 Rebounds in a game** – Sebastian Saiz (16), vs. Ole Miss, 2/4/2017

**18 Rebounds in a game** – Daniel Northern (18) vs. Tennessee Tech, 12/20/2008

**19 Rebounds in a game** – Omar Samhan (19) at St. Mary's, 11/20/2009

**20 Rebounds in a game** – Roy Rogers (20) at Alabama, 1/3/1996

### Assists

**8 Assists** – Alex Caruso (8) at Texas A&M, 3/5/16

**9 Assists** – John Wall (9) at Kentucky, 1/30/2010

**10 Assists** – Alex Caruso (10) at Texas A&M, 1/31/2015

**11 Assists** – Dee Bost (11) vs. Mississippi State, 3/11/2011

**12 Assists** – G.G. Smith (12) vs. Georgia, 2/3/1999

### Blocks:

**4 Blocked Shots** – Ismael Sanogo (4) vs. Seton Hall, 11/24/2017

**5 Blocked Shots** – Karl-Anthony Towns, (7), at Kentucky, 1/20/15

**6 Blocked Shots** – Reggie Lynch, (6), vs. Minnesota, 12/3/16

**7 Blocked Shots** – A.J. Hammons, (7), at Purdue, 12/22/15

**8 Blocked Shots** – Jarvis Varnado (9) vs. Mississippi State, 2/3/2010

**10 Blocked Shots** – Sam Muldrow (10) at South Carolina, 1/8/2011

### Steals:

**5 Steals** – Devon Baukman (5) vs. Tennessee, 3/10/2016

**6 Steals** – Jajuan Johnson (6) vs. Marquette, 11/11/2016

**7 Steals** – Aaron Lucas (7) at South Carolina, 1/19/2002

**8 Steals** – Steve Wojciechowski (8) at Duke, 11/22/1996

**Two players with 3 steals** – Bobby Portis (4), Rashad Madden (3) at Arkansas, 1/10/15

### Minutes:

**Played every minute** – Admon Gilder vs. Texas A&M, 2/16/2017

**Played over 40 minutes** – Devin Robinson (41), vs. Florida, 3/10/17

### Fouls:

**Technical Foul** – Barry Brown, Kansas St., 12/3/2017

**Fouled Out** – Dean Wade, vs. Kansas St., 12/3/2017

**Three Players Fouled Out** – Donte' Williams, Nemanja Djuricic, John Florveus vs. Georgia, 1/14/2012

## OPPONENT - TEAM

**Scored 90 or more points at Memorial Gym** – 90 vs. USC, 11/19/17 (USC 93, Vanderbilt 89)

**Scored 100 or more points** – 106 at Kentucky 3/5/2003 (L, 44-106)

**Scored 110 or more points** – 120 vs. Kentucky 2/7/1996 (L, 81-120)

**Scored 120 or more points** – 120 vs. Kentucky 2/7/1996 (L, 81-120)

**Scored 130 or more points** – Never

**Scored Less than 50 points** – 41 vs. Texas A&M, 3/9/17 (W, 66-41)

**Scored Less than 40 points** – 31 at Mississippi State, 2/23/2013 (W, 72-31)

**Shot 50% or Better** – .580 vs. Kansas St., 12/3/2017 (L, 79-84)

**Shot 60% or Better** – .612 at Florida (UF 82, VU 68), 2/21/2009

**Shot 60% or Better from 3PT** – .800 (12-15), vs. High Point, 12/6/2016

**Shot less than 30% FG** – .290 (18-62), at Tennessee, 2/22/2017 (W, 67-56)

**Shot less than 15% from 3PT** – .143 (2-14), vs. Texas A&M, 3/9/2017 (W, 66-41)

**Held Opponent Without a 3-Pointer** – vs. Nebraska, 11/18/10 (W, 59-49)

**Shot 90% or Better from Free Throw Line** – .917, vs. Kansas St. (22-24), 12/3/2017

**Shot less than 50% from Free Throw Line** – .467, vs. Minnesota, 12/3/2016 (L, 52-56)

**Attempted 30 FT** – 33 vs. Ole Miss, 2/4/17

**Attempted 40 FT** – 42 at Mississippi State, 2/12/2007

**Attempted 45 or More FT** – 49 at South Carolina, 1/28/2009

**Attempted five or less FT** – 1 vs. Miami (OH), 1/2/2012

**Made 30 FT** – 32, at South Carolina, 1/28/2009

**Made 0 FT** – Georgia, 1/14/2009

**Made 12 3PT** – 12, vs. High Point, 12/6/2016

**Made 15 3PT** – 15, vs. Florida, 1/25/2009

**Attempted 30 or more 3PT** – 41 vs. Belmont, 11/15/16

**Had 20 Turnovers** – 20 vs. MTSU, 12/21/2012



**LARRY AUSTIN, JR.**

**3**

R-Junior, Guard  
6'2" 185 lbs.  
Springfield, Ill.  
Xavier University

**SEASON HIGHS**

**Points:** 13, vs. USC (11/19/17)  
**FG Made:** 5, vs. USC (11/19/17)  
**FG Atts:** 9, vs. USC (11/19/17)  
**3FG Made:**  
**3FG Atts:** 1, vs. Austin Peay (11/10/17)  
**FT Made:** 3, vs. USC (11/19/17)  
**FT Atts:** 7, vs. USC (11/19/17)  
**Rebounds:** 4, vs. USC (11/19/17)  
**Assists:** 6, vs. USC (11/19/17)  
**Turnovers:** 2, vs. USC (11/19/17)  
**Blocks:**  
**Steals:** 1, vs. UNC Asheville (11/17/17)  
**Minutes:** 32, vs. USC (11/19/17)

**CAREER HIGHS**

**Points:** 13, vs. USC (11/19/17)  
**FG Made:** 6, Wright State (12/8/15)  
**FG Atts:** 9, vs. USC (11/19/17)  
**3FG Made:**  
**3FG Atts:** 1, vs. Alabama (11/26/15)  
**FT Made:** 4, at DePaul (1/30/16)  
**FT Atts:** 7, vs. USC (11/19/17)  
**Rebounds:** 6, vs. Wright State (12/8/15)  
**Assists:** 4, 2x, last at DePaul (1/30/16)  
**Turnovers:** 3, 2x, last vs. W. Kentucky (12/5/15)  
**Blocks:**  
**Steals:** 3, vs. Missouri (11/17/15)  
**Minutes:** 32, vs. USC (11/19/17)

**MISCELLANEOUS**

**AUSTIN, JR. NOTEBOOK**

- ✦ Scored career-high 13 points in overtime loss to USC.
- ✦ Transferred from Xavier in the spring of 2016; redshirted the 2016-17 season after transferring.
- ✦ Scored a career-high 12 points to go with five rebounds and four assists in 17 minutes at DePaul on Jan. 30 ... Averaged 9.8 minutes per game as the backup point guard ... Scored six points in 11 minutes at St. John's on Jan. 6 ... Contributed four points and three assists in 12 minutes vs. USC on Nov. 27.
- ✦ 2014 Class 3A unanimous First Team All-State selection by the Associated Press, Chicago Tribune and Chicago Sun-Times at Lanphier High School.
- ✦ Larry Austin, Jr...February 18, 1996...Son of Larry, Sr. and Christa Austin...Siblings are Terrian, Trinere, Tiera, Deandre, and Nick...Majoring in Sociology...Advice to youngsters: "Stay in School."

**AUSTIN, JR. GAME-BY-GAME (JUNIOR)**

Opponent	M	FG-A	3P-A	FT-A	Reb	PF	A	T	B	S	PTS
N10 Austin Peay*	20	1-4	0-1	0-2	3	1	2	1	0	0	2
N13 @Belmont*	10	1-2	0-0	0-0	1	0	0	0	0	0	2
N17 UNC Asheville	18	0-2	0-0	2-4	1	1	2	0	0	1	2
N19 USC	32	5-9	0-0	3-7	4	4	6	2	0	0	13
N23 vs. Virginia	21	2-6	0-0	1-2	5	2	0	1	0	1	5
N24 Seton Hall*	16	0-3	0-1	0-0	1	3	2	3	0	0	0
N28 Radford	4	0-1	0-0	0-0	0	1	0	0	0	0	0
D3 Kansas State	DNP										
D6 Middle Tennessee											
D17 @Arizona State											
D20 Houston Baptist											
D22 Alcorn State											
D30 @Florida											
J2 Alabama											
J6 @South Carolina											
J9 Tennessee											
J13 Kentucky											
J16 @Miss. State											
J20 LSU											
J23 @Tennessee											
J27 TCU											
J30 @Kentucky											
F3 @Auburn											
F7 Georgia											
F10 @Arkansas											
F14 Miss. State											
F17 Florida											
F20 @LSU											
F24 Texas A&M											
F27 Missouri											
M3 @Ole Miss											

Austin's Overall Statistics

Year	GP	GS	Min	Avg	FG	FGA	Pct	3FG	3FGA	Pct	FT	FTA	Pct	Off	Def	Tot	Avg	PF	FO	Ast	TO	Blk	Stl	Pts	Avg
2014-15*	26	1	111	4.3	7	14	.500	0	0	.000	3	4	.750	1	10	11	0.4	15	0	6	11	0	5	17	0.7
2015-16*	34	0	334	9.8	21	52	.404	0	1	.000	20	32	.625	8	30	38	1.1	40	0	39	26	0	19	62	1.8
2017-18	7	3	121	17.3	9	27	.333	0	2	.000	6	15	.400	3	12	15	2.1	12	0	12	7	0	2	24	3.4
<b>TOTAL</b>	<b>67</b>	<b>4</b>	<b>566</b>	<b>8.4</b>	<b>37</b>	<b>93</b>	<b>.398</b>	<b>0</b>	<b>3</b>	<b>.000</b>	<b>29</b>	<b>51</b>	<b>.569</b>	<b>12</b>	<b>52</b>	<b>64</b>	<b>1.0</b>	<b>67</b>	<b>0</b>	<b>57</b>	<b>44</b>	<b>0</b>	<b>26</b>	<b>103</b>	<b>1.5</b>



**DJERY BAPTISTE**

**12**

R-Sophomore, Center  
6'10" 235 lbs.  
Gonaives, Haiti  
Prestonwood Christian HS

**SEASON HIGHS**

**Points:** 13, vs. UNC Asheville (11/17/17)  
**FG Made:** 5, vs. UNC Asheville (11/17/17)  
**FG Atts:** 6, 2x, last vs. Kansas State (12/3/17)  
**3FG Made:**  
**3FG Atts:**  
**FT Made:** 5, vs. USC (11/19/17)  
**FT Atts:** 6, vs. USC (11/19/17)  
**Rebounds:** 9, vs. Kansas State (12/3/17)  
**Assists:** 1, 2x, last vs. UNC Asheville (11/17/17)  
**Turnovers:** 3, vs. Kansas State (12/3/17)  
**Blocks:** 2, vs. Kansas State (12/3/17)  
**Steals:** 2, vs. Austin Peay (11/10/17)  
**Minutes:** 34, vs. USC (11/19/17)

**CAREER HIGHS**

**Points:** 13, vs. UNC Asheville (11/17/17)  
**FG Made:** 5, vs. UNC Asheville (11/17/17)  
**FG Atts:** 6, 2x, last vs. Kansas State (12/3/17)  
**3FG Made:**  
**3FG Atts:**  
**FT Made:** 5, vs. USC (11/19/17)  
**FT Atts:** 6, 2x, last vs. USC (11/19/17)  
**Rebounds:** 9, vs. Kansas State (12/3/17)  
**Assists:** 1, 3x, last vs. UNC Asheville (11/17/17)  
**Turnovers:** 3, vs. Kansas State (12/3/17)  
**Blocks:** 3, vs. Norfolk St. (11/18/16)  
**Steals:** 2, vs. Austin Peay (11/10/17)  
**Minutes:** 34, vs. USC (11/19/17)

**MISCELLANEOUS**

**BAPTISTE NOTEBOOK**

- ✦ Tallied career highs in points (13), field goals made (5), then-rebounds (8), and minutes played (25) in win over UNC Asheville; played career-high 34 minutes vs. USC - scored nine points and had seven rebounds.
- ✦ Had career-high nine rebounds vs. Kansas State.
- ✦ Played in all 35 games and made one start in 2016-17. Averaged 1.8 points and 1.9 rebounds per game.
- ✦ Tied a career high with eight points in win over Miss. State.
- ✦ Made first career-start vs. Butler.
- ✦ Tallied career-high eight points and three rebounds vs. Belmont; had 7 points and 7 rebounds vs. Norfolk St.
- ✦ Redshirted the 2015-16 season.
- ✦ Signed with the Commodores in November of 2014...Chose the Commodores over UConn, SMU, Oregon, and USC, and was ranked the eighth-best player in the state of Texas according to ESPN.
- ✦ Originally from Haiti, Baptiste is one of the most physically impressive prospects in the 2015 class. He speaks four languages and hopes to one day be a diplomat in his native country.
- ✦ Attended the Prestonwood Christian Academy in Plano, Texas, where he averaged 10 points, 10 rebounds, three blocks, two assists, and one steal in his senior season...Helped lead his Lion teams to four consecutive state championships...Named his team's Defensive Player of the Year in his senior season.
- ✦ Djery Jean Baptiste...November 12, 1995...Son of Hebert Jean Baptiste and Wislonde Destin...Plans to major in Public Policy and Linguistics...Recipient of the Myer Family Men's Basketball Scholarship...Advice to youngsters: "Seek God."

**BAPTISTE GAME-BY-GAME (SOPHOMORE)**

Opponent	M	FG-A	3P-A	FT-A	Reb	PF	A	T	B	S	PTS
N10 Austin Peay*	12	1-1	0-0	0-0	4	4	1	2	0	2	2
N13 @Belmont*	13	0-2	0-0	1-2	4	4	0	2	1	0	1
N17 UNC Asheville	25	5-6	0-0	3-4	8	4	1	2	1	0	13
N19 USC	34	2-2	0-0	5-6	7	3	0	1	0	0	9
N23 vs. Virginia	20	1-1	0-0	3-4	6	1	1	0	0	0	3
N24 Seton Hall	15	0-1	0-0	2-2	2	5	0	2	0	0	2
N28 Radford*	31	3-5	0-0	2-3	3	0	0	0	1	0	8
D3 Kansas State*	25	2-6	0-0	1-2	9	5	0	3	2	1	5
D6 Middle Tennessee											
D17 @Arizona State											
D20 Houston Baptist											
D22 Alcorn State											
D30 @Florida											
J2 Alabama											
J6 @South Carolina											
J9 Tennessee											
J13 Kentucky											
J16 @Miss. State											
J20 LSU											
J23 @Tennessee											
J27 TCU											
J30 @Kentucky											
F3 @Auburn											
F7 Georgia											
F10 @Arkansas											
F14 Miss. State											
F17 Florida											
F20 @LSU											
F24 Texas A&M											
F27 Missouri											
M3 @Ole Miss											

Baptiste's Overall Statistics at Vanderbilt

Year	GP	GS	Min	Avg	FG	FGA	Pct	3FG	3FGA	Pct	FT	FTA	Pct	Off	Def	Tot	Avg	PF	FO	Ast	TO	Blk	Stl	Pts	Avg
2016-17	35	1	275	7.9	25	48	.521	0	0	.000	13	20	.650	25	40	65	1.9	59	0	1	24	14	4	63	1.8
2017-18	8	4	175	21.9	14	24	.583	0	0	.000	17	23	.739	17	26	43	5.4	26	2	2	12	6	3	45	5.6
<b>TOTAL</b>	<b>43</b>	<b>5</b>	<b>450</b>	<b>10.5</b>	<b>39</b>	<b>72</b>	<b>.542</b>	<b>0</b>	<b>0</b>	<b>.000</b>	<b>30</b>	<b>43</b>	<b>.698</b>	<b>42</b>	<b>66</b>	<b>108</b>	<b>2.5</b>	<b>85</b>	<b>2</b>	<b>3</b>	<b>36</b>	<b>20</b>	<b>7</b>	<b>108</b>	<b>2.5</b>

Baptiste's SEC Statistics at Vanderbilt

Year	GP	GS	Min	Avg	FG	FGA	Pct	3FG	3FGA	Pct	FT	FTA	Pct	Off	Def	Tot	Avg	PF	FO	Ast	TO	Blk	Stl	Pts	Avg
2016-17	18	0	118	6.6	9	16	.563	0	0	.000	5	8	.625	11	18	29	1.6	28	0	0	9	5	2	23	1.3
<b>TOTAL</b>	<b>18</b>	<b>0</b>	<b>118</b>	<b>6.6</b>	<b>9</b>	<b>16</b>	<b>.563</b>	<b>0</b>	<b>0</b>	<b>.000</b>	<b>5</b>	<b>8</b>	<b>.625</b>	<b>11</b>	<b>18</b>	<b>29</b>	<b>1.6</b>	<b>28</b>	<b>0</b>	<b>0</b>	<b>9</b>	<b>5</b>	<b>2</b>	<b>23</b>	<b>1.3</b>



**CLEVON BROWN**

**15**

Sophomore, Forward  
6'8" 233 lbs.  
San Antonio, Texas  
Churchill HS

**SEASON HIGHS**

- Points:** 13, vs. Austin Peay (11/10/17)
- FG Made:** 6, vs. Austin Peay (11/10/17)
- FG Atts:** 11, vs. Austin Peay (11/10/17)
- 3FG Made:** 1, 2x, last vs. Kansas State (12/3/17)
- 3FG Atts:** 3, vs. Austin Peay (11/10/17)
- FT Made:** 1, vs. Austin Peay (11/10/17)
- FT Atts:** 2, vs. USC (11/19/17)
- Rebounds:** 6, vs. Austin Peay (11/10/17)
- Assists:** 1, vs. Virginia (11/23/17)
- Turnovers:** 1, 2x, last vs. Radford (11/28/17)
- Blocks:** 3, vs. Austin Peay (11/10/17)
- Steals:** 2, vs. Austin Peay (11/10/17)
- Minutes:** 25, vs. Austin Peay (11/10/17)

**CAREER HIGHS**

- Points:** 13, vs. Austin Peay (11/10/17)
- FG Made:** 6, vs. Austin Peay (11/10/17)
- FG Atts:** 11, vs. Austin Peay (11/10/17)
- 3FG Made:** 2, 2x, last at Missouri (2/11/17)
- 3FG Atts:** 3, 2x, at Missouri (2/11/17)
- FT Made:** 2, vs. Texas A&M (2/16/17)
- FT Atts:** 4, vs. Texas A&M (2/16/17)
- Rebounds:** 6, 2x, last vs. Austin Peay (11/10/17)
- Assists:** 1, 3x, last vs. Virginia (11/23/17)
- Turnovers:** 3, vs. South Carolina (2/18/17)
- Blocks:** 3, 2x, last vs. Austin Peay (11/10/17)
- Steals:** 2, vs. Austin Peay (11/10/17)
- Minutes:** 25, vs. Austin Peay (11/10/17)

**MISCELLANEOUS**

**BROWN NOTEBOOK**

- ✪ Made first career start against Seton Hall.
- ✪ Scored a career-high 13 points in win over Austin Peay. Also set new career bests in field goals made and steals, and tied a career high in rebounds and blocks.
- ✪ Played in 34 games and averaged 1.6 points and 1.5 rebounds per game as a freshman.
- ✪ Blocked career-high three shots vs. South Carolina.
- ✪ Had career-high eight points, six rebounds, and two blocks at Missouri.
- ✪ Tied a then-career high with six points at Texas A&M. Grabbed a career-high five rebounds against the Aggies.
- ✪ Signed with the Commodores in November of 2015.
- ✪ Made career debut vs. Marquette, scored five points against Golden Eagles; scored career-high six points vs. Norfolk State.
- ✪ Was ranked as the 9th-best player in the state of Texas by Texas Hoops, and the 126th-ranked player nationally by Rivals.com.
- ✪ Ranked as the 26th-ranked power forward in the country by Scout.com, he also received offers from Texas, Illinois, Notre Dame, and Auburn.

**BROWN GAME-BY-GAME (SOPHOMORE)**

Opponent	M	FG-A	3P-A	FT-A	Reb	PF	A	T	B	S	PTS
N10 Austin Peay	25	6-11	0-3	1-1	5	2	0	0	3	2	13
N13 @Belmont	11	0-2	0-2	0-1	1	1	0	0	0	0	0
N17 UNC Asheville	7	1-1	0-0	0-0	0	2	0	1	2	0	2
N19 USC	3	0-1	0-0	1-2	1	0	0	0	0	0	1
N23 vs. Virginia	12	1-3	1-2	0-0	2	1	1	0	0	0	5
N24 vs. Seton Hall*	11	1-3	0-2	0-0	0	1	0	1	1	0	2
N28 Radford	9	2-3	0-1	0-2	4	1	0	1	1	0	4
D3 Kansas State	13	1-2	1-2	0-0	2	2	0	1	1	0	3
D6 Middle Tennessee											
D17 @Arizona State											
D20 Houston Baptist											
D22 Alcorn State											
D30 @Florida											
J2 Alabama											
J6 @South Carolina											
J9 Tennessee											
J13 Kentucky											
J16 @Miss. State											
J20 LSU											
J23 @Tennessee											
J27 TCU											
J30 @Kentucky											
F3 @Auburn											
F7 Georgia											
F10 @Arkansas											
F14 Miss. State											
F17 Florida											
F20 @LSU											
F24 Texas A&M											
F27 Missouri											
M3 @Ole Miss											

Brown's Overall Statistics at Vanderbilt																									
Year	GP	GS	Min	Avg	FG	FGA	Pct	3FG	3FGA	Pct	FT	FTA	Pct	Off	Def	Tot	Avg	PF	FO	Ast	TO	Blk	Stl	Pts	Avg
2016-17	34	0	258	7.6	20	51	.392	8	27	.296	7	12	.583	16	34	50	1.5	35	0	3	16	14	1	55	1.6
2017-18	8	1	91	11.4	12	26	.462	2	12	.167	2	6	.333	8	7	15	1.9	10	0	1	4	8	2	28	3.5
<b>TOTAL</b>	<b>42</b>	<b>1</b>	<b>349</b>	<b>8.3</b>	<b>32</b>	<b>77</b>	<b>.416</b>	<b>10</b>	<b>39</b>	<b>.256</b>	<b>9</b>	<b>18</b>	<b>.500</b>	<b>24</b>	<b>41</b>	<b>65</b>	<b>1.5</b>	<b>45</b>	<b>0</b>	<b>4</b>	<b>20</b>	<b>22</b>	<b>3</b>	<b>83</b>	<b>2.0</b>

Brown's SEC Statistics at Vanderbilt																									
Year	GP	GS	Min	Avg	FG	FGA	Pct	3FG	3FGA	Pct	FT	FTA	Pct	Off	Def	Tot	Avg	PF	FO	Ast	TO	Blk	Stl	Pts	Avg
2016-17	17	0	118	6.9	10	24	.417	3	12	.250	3	7	.429	8	15	23	1.4	17	0	2	7	9	0	26	1.5
<b>TOTAL</b>	<b>17</b>	<b>0</b>	<b>118</b>	<b>6.9</b>	<b>10</b>	<b>24</b>	<b>.417</b>	<b>3</b>	<b>12</b>	<b>.250</b>	<b>3</b>	<b>7</b>	<b>.429</b>	<b>8</b>	<b>15</b>	<b>23</b>	<b>1.4</b>	<b>17</b>	<b>0</b>	<b>2</b>	<b>7</b>	<b>9</b>	<b>0</b>	<b>26</b>	<b>1.5</b>





**MAXWELL EVANS**

**10** Freshman, Guard  
6'2" 186 lbs.  
Houston, Texas  
Bellaire HS

**SEASON HIGHS**

**Points:** 5, 2x, last vs. Virginia (11/23/17)  
**FG Made:** 2, 2x, last vs. Virginia (11/23/17)  
**FG Atts:** 5, vs. Seton Hall (11/24/17)  
**3FG Made:** 1, 2x, last vs. Virginia (11/23/17)  
**3FG Atts:** 2, 3x, last vs. Seton Hall (11/24/17)  
**FT Made:** 1, vs. Kansas State (12/3/17)  
**FT Atts:** 2, vs. Kansas State (12/3/17)  
**Rebounds:** 4, vs. Virginia (11/23/17)  
**Assists:** 2, 2x, last vs. Virginia (11/23/17)  
**Turnovers:** 2, vs. Virginia (11/23/17)  
**Blocks:**  
**Steals:** 1, 2x, last vs. Virginia (11/23/17)  
**Minutes:** 16, vs. Seton Hall (11/24/17)

**CAREER HIGHS**

**Points:** 5, 2x, last vs. Virginia (11/23/17)  
**FG Made:** 2, 2x, last vs. Virginia (11/23/17)  
**FG Atts:** 5, vs. Seton Hall (11/24/17)  
**3FG Made:** 1, 2x, last vs. Virginia (11/23/17)  
**3FG Atts:** 2, 3x, last vs. Seton Hall (11/24/17)  
**FT Made:** 1, vs. Kansas State (12/3/17)  
**FT Atts:** 2, vs. Kansas State (12/3/17)  
**Rebounds:** 4, vs. Virginia (11/23/17)  
**Assists:** 2, 2x, last vs. Virginia (11/23/17)  
**Turnovers:** 2, vs. Virginia (11/23/17)  
**Blocks:**  
**Steals:** 1, 2x, last vs. Virginia (11/23/17)  
**Minutes:** 16, vs. Seton Hall (11/24/17)

**MISCELLANEOUS**

**EVANS NOTEBOOK**

- ✪ Made first start of his career vs. Seton Hall.
- ✪ Scored five points against Virginia.
- ✪ 6'2 guard from Bellaire High School in Houston, Texas, was the number 16-ranked prospect in the state of Texas and 247sports.com ranked him as the 11th-ranked combo guard nationally at the end of his junior season.
- ✪ Chose the Commodores over Purdue, Northwestern, and Kansas State.
- ✪ Four-year starter and captain who averaged 32.7 points, 7.1 rebounds, 6.5 assists, 3.2 steals, and 2.0 blocks as a senior at Bellaire, where he played for coach Bruce Glover.
- ✪ Son of Carlis and Sharon...Is a triplet with sisters Megan and Maya, who each play volleyball at Tennessee State...Also has an older brother Denzel, who is a running back at the University of Kansas...Advice to young people: "Always work hard on what you want to achieve."

**EVANS GAME-BY-GAME (FRESHMAN)**

Opponent	M	FG-A	3P-A	FT-A	Reb	PF	A	T	B	S	PTS
N10 Austin Peay	15	2-4	1-2	0-0	2	1	0	1	0	0	5
N13 @Belmont	5	0-1	0-0	0-0	0	1	0	0	0	0	0
N17 UNC Asheville	5	0-0	0-0	0-0	0	1	2	0	0	0	0
N19 USC	2	0-0	0-0	0-0	0	1	0	1	0	1	0
N23 vs. Virginia	13	2-4	1-2	0-0	4	1	2	2	0	1	5
N24 vs. Seton Hall	16	1-5	0-2	0-0	2	0	0	0	0	0	2
N28 Radford	DNP										
D3 Kansas State	6	1-2	0-1	1-2	0	1	0	0	0	0	3
D6 Middle Tennessee											
D17 @Arizona State											
D20 Houston Baptist											
D22 Alcorn State											
D30 @Florida											
J2 Alabama											
J6 @South Carolina											
J9 Tennessee											
J13 Kentucky											
J16 @Miss. State											
J20 LSU											
J23 @Tennessee											
J27 TCU											
J30 @Kentucky											
F3 @Auburn											
F7 Georgia											
F10 @Arkansas											
F14 Miss. State											
F17 Florida											
F20 @LSU											
F24 Texas A&M											
F27 Missouri											
M3 @Ole Miss											

Year	GP	GS	Min	Avg	FG	FGA	Pct	3FG	3FGA	Pct	FT	FTA	Pct	Off	Def	Tot	Avg	PF	FO	Ast	TO	Blk	Stl	Pts	Avg
2017-18	7	1	62	8.9	6	16	.375	2	7	.286	1	2	.500	1	7	8	1.1	6	0	4	4	0	2	15	2.1
<b>TOTAL</b>	<b>7</b>	<b>1</b>	<b>62</b>	<b>8.9</b>	<b>6</b>	<b>16</b>	<b>.375</b>	<b>2</b>	<b>7</b>	<b>.286</b>	<b>1</b>	<b>2</b>	<b>.500</b>	<b>1</b>	<b>7</b>	<b>8</b>	<b>1.1</b>	<b>6</b>	<b>0</b>	<b>4</b>	<b>4</b>	<b>0</b>	<b>2</b>	<b>15</b>	<b>2.1</b>



**MATTHEW FISHER-DAVIS**

**5**

Junior, Guard  
6'5" 185 lbs.  
Charlotte, N.C.  
Butler HS

**SEASON HIGHS**

- Points:** 31, vs. USC (11/19/17)
- FG Made:** 9, vs. USC (11/19/17)
- FG Atts:** 18, vs. USC (11/19/17)
- 3FG Made:** 6, vs. USC (11/19/17)
- 3FG Atts:** 13, vs. USC (11/19/17)
- FT Made:** 7, vs. USC (11/19/17)
- FT Atts:** 8, vs. USC (11/19/17)
- Rebounds:** 11, vs. USC (11/19/17)
- Assists:** 3, vs. Radford (11/28/17)
- Turnovers:** 2, 2x, last vs. Radford (11/28/17)
- Blocks:**
- Steals:** 2, 3x, last vs. Seton Hall (11/24/17)
- Minutes:** 38, vs. USC (11/19/17)

**CAREER HIGHS**

- Points:** 33, vs. Auburn (1/4/17)
- FG Made:** 11, vs. Auburn (1/4/17)
- FG Atts:** 20, vs. Auburn (1/4/17)
- 3FG Made:** 7, vs. Auburn (1/4/17)
- 3FG Atts:** 14, vs. Auburn (1/4/17)
- FT Made:** 9, 3x, last vs. Kentucky (1/10/17)
- FT Atts:** 12, at LSU (12/29/16)
- Rebounds:** 11, 2x, last vs. USC (11/19/17)
- Assists:** 7, vs. Dayton (12/9/15)
- Turnovers:** 5, at Stanford (3/24/15)
- Blocks:** 4, vs. S. Dakota St. (3/20/15)
- Steals:** 3, vs. Gardner-Webb (11/16/15)
- Minutes:** 41, at Arkansas (1/5/16)

**MISCELLANEOUS**

	2017-18	Career
Double-Digit Pts.	3	55
3+ Threes	17	46
Double-Double	1	2

**FISHER-DAVIS NOTEBOOK**

- ☛ Scored 31 points and added 11 rebounds vs. USC, first 30-10 game for Commodores since A.J. Ogilvy (33 points, 10 rebounds at LSU, 3/4/09). It marked the 2nd 30+ game of his career.
- ☛ Played in 34 games and started 22 as a junior...Led the team in scoring with 13.9 points per game, Fisher-Davis finished sixth in 3FG% in all games (37.2%) and second in threes made (2.5).
- ☛ Scored 20 or more points in nine career games, and scored in double figures in 24 games in 2016-17.
- ☛ Eclipsed the 1,000-point barrier in his career against Arkansas - became 47th VU player to do so.
- ☛ Tallied a career-high 33 points vs. Auburn - made seven threes, first Commodore to make seven three's in a game since John Jenkins made seven against Lafayette on December 21, 2011.
- ☛ Started 28 games and played in 32 contests in 2015-16. Scored in double figures in 17 games in 2015-16. Made three or more threes in 17 games.
- ☛ Finished the season first in the SEC in three-point field goal percentage at 44.6% as a sophomore.
- ☛ Finished 2014-15 as the SEC's freshman leader in three-pointers made (2.1, 6th in conference) and was second in three-point percentage in all games (.401). In league games only, Fisher-Davis was fifth in threes made (2.2) and fourth in three-point percentage (.402).
- ☛ Scored a career-high 18 points at Stanford in NIT Quarterfinals on a career-high six made threes.
- ☛ 6'5 guard considered one of best shooters in 2014 class...Shot 67.5% from the floor, 49.1% from three, and 96% from the free throw line in his senior season at Butler HS.
- ☛ Averaged 22 points, 13 rebounds, five assists, two steals and two blocks per game as a senior, and was named the SW4A Player of the Year and as a member of the Charlotte Observer's All-Observer team.

**FISHER-DAVIS GAME-BY-GAME (SENIOR)**

Opponent	M	FG-A	3P-A	FT-A	Reb	PF	A	T	B	S	PTS
N10 Austin Peay	DNP										
N13 @Belmont*	22	0-6	0-3	6-6	4	3	0	0	0	2	6
N17 UNC Asheville*	33	5-13	2-8	5-5	4	2	1	2	0	1	17
N19 USC*	38	9-18	6-13	7-8	11	4	1	1	0	2	31
N23 vs. Virginia*	24	3-9	2-4	3-6	3	4	1	0	0	0	11
N24 vs. Seton Hall	24	2-9	0-5	0-0	8	3	0	1	0	2	4
N28 Radford	29	3-11	1-9	0-0	6	4	3	2	0	1	7
D3 Kansas State	24	1-6	1-4	0-0	2	2	1	3	0	0	3
D6 Middle Tennessee											
D17 @Arizona State											
D20 Houston Baptist											
D22 Alcorn State											
D30 @Florida											
J2 Alabama											
J6 @South Carolina											
J9 Tennessee											
J13 Kentucky											
J16 @Miss. State											
J20 LSU											
J23 @Tennessee											
J27 TCU											
J30 @Kentucky											
F3 @Auburn											
F7 Georgia											
F10 @Arkansas											
F14 Miss. State											
F17 Florida											
F20 @LSU											
F24 Texas A&M											
F27 Missouri											
M3 @Ole Miss											

Fisher-Davis' Overall Statistics at Vanderbilt

Year	GP	GS	Min	Avg	FG	FGA	Pct	3FG	3FGA	Pct	FT	FTA	Pct	Off	Def	Tot	Avg	PF	FO	Ast	TO	Blk	Stl	Pts	Avg
2014-15	34	11	777	22.9	80	228	.351	71	177	.401	15	21	.714	16	63	79	2.3	55	0	46	31	16	13	246	7.2
2015-16	32	28	877	27.4	102	236	.432	79	177	.446	27	36	.750	12	103	115	3.6	50	1	36	27	9	15	310	9.7
2016-17	34	22	947	27.9	145	359	.404	84	226	.372	98	121	.810	11	98	109	3.2	70	3	35	52	8	21	472	13.9
2017-18	7	4	194	27.7	23	72	.319	12	46	.261	21	25	.840	7	31	38	5.4	22	0	7	9	0	8	79	11.3
<b>TOTAL</b>	<b>107</b>	<b>65</b>	<b>2795</b>	<b>26.1</b>	<b>350</b>	<b>895</b>	<b>.391</b>	<b>246</b>	<b>626</b>	<b>.393</b>	<b>161</b>	<b>203</b>	<b>.793</b>	<b>46</b>	<b>295</b>	<b>341</b>	<b>3.2</b>	<b>197</b>	<b>4</b>	<b>124</b>	<b>119</b>	<b>33</b>	<b>57</b>	<b>1107</b>	<b>10.3</b>

Fisher-Davis' SEC Statistics at Vanderbilt

Year	GP	GS	Min	Avg	FG	FGA	Pct	3FG	3FGA	Pct	FT	FTA	Pct	Off	Def	Tot	Avg	PF	FO	Ast	TO	Blk	Stl	Pts	Avg
2014-15	18	7	429	23.8	45	127	.354	39	97	.402	7	11	.636	9	36	45	2.5	27	0	26	17	7	7	136	7.6
2015-16	17	14	491	28.9	57	130	.438	44	101	.436	18	24	.750	5	48	53	3.1	26	1	21	15	4	7	176	10.4
2016-17	17	9	454	26.7	67	174	.385	38	113	.336	45	60	.750	4	52	56	3.3	40	2	16	25	3	9	217	12.8
<b>TOTAL</b>	<b>52</b>	<b>30</b>	<b>1374</b>	<b>26.4</b>	<b>169</b>	<b>431</b>	<b>.392</b>	<b>121</b>	<b>311</b>	<b>.389</b>	<b>70</b>	<b>95</b>	<b>.737</b>	<b>18</b>	<b>136</b>	<b>154</b>	<b>3.0</b>	<b>93</b>	<b>3</b>	<b>63</b>	<b>57</b>	<b>14</b>	<b>23</b>	<b>529</b>	<b>10.2</b>





**RILEY LACHANCE**

**13** Senior, Guard  
6'2" 185 lbs.  
Brookfield, Wis.  
Brookfield HS

**SEASON HIGHS**

**Points:** 27, vs. Radford (11/28/17)  
**FG Made:** 7, 2x, last vs. Radford (11/28/17)  
**FG Atts:** 14, vs. USC (11/19/17)  
**3FG Made:** 4, 2x, last vs. USC (11/19/17)  
**3FG Atts:** 7, vs. UNC Asheville (11/17/17)  
**FT Made:** 10, vs. Radford (11/28/17)  
**FT Atts:** 10, vs. Radford (11/28/17)  
**Rebounds:** 5, vs. Radford (11/28/17)  
**Assists:** 4, 3x, last vs. Radford (11/28/17)  
**Turnovers:** 2, vs. UNC Asheville (11/17/17)  
**Blocks:**  
**Steals:** 1, vs. UNC Asheville (11/17/17)  
**Minutes:** 41, vs. USC (11/19/17)

**CAREER HIGHS**

**Points:** 27, vs. Radford (11/28/17)  
**FG Made:** 9, vs. Purdue (12/13/14)  
**FG Atts:** 18, at Florida (2/18/15)  
**3FG Made:** 5, 4x, last vs. Santa Clara (11/25/16)  
**3FG Atts:** 9, 2x, last at Ole Miss (3/7/15)  
**FT Made:** 10, vs. Radford (11/28/17)  
**FT Atts:** 10, vs. Radford (11/28/17)  
**Rebounds:** 9, vs. Missouri (2/21/15)  
**Assists:** 8, at Ole Miss (3/7/15)  
**Turnovers:** 5, vs. Florida (2/3/15)  
**Blocks:** 1, 2x, last vs. Stony Brook (11/19/15)  
**Steals:** 5, vs. Penn (12/22/14)  
**Minutes:** 42, 2x, last vs. Tennessee (2/11/15)

**MISCELLANEOUS**

	2017-18	Career
Double-Digit Pts.	25	60
20+ Point games	1	5

**LACHANCE NOTEBOOK**

- Scored a career-high 27 points against Radford - was 7-11 from floor and 10-10 from free throw line.
- Played and started in all 35 games in his junior season. Averaged 10.5 points, 3.9 assists, and 3.3 rebounds.
- Shot 48.6% from three in his junior season and was third in the SEC in assist-to-turnover ratio (2.0) and seventh in the league in assists (3.9). His three-point FG% in 2016-17 ranks third all-time in a single season.
- Became 46th player in VU history with 1,000 points against Florida; also named to 2017 SEC Tournament All-Tournament team.
- Played in 33 games and started 19 in 2015-16. Averaged 6.9 points and 2.4 rebounds per game.
- Scored double figures in 11 games in 2015-16, including a season-high 18 points vs. Alabama while tying a career-best with five threes.
- Named to preseason All-SEC 2nd Team by league coaches in 2015.
- Named to the SEC All-Freshman team in 2015; SEC freshman leader in points scored in all games and second in threes made.
- Third on Vanderbilt's single-season freshman scoring list with 429 points - one of only four Vanderbilt freshmen to ever eclipse 400-point barrier.
- Seventh in threes made (2.1) and eighth in minutes (33.3) as a freshman. Second amongst freshmen in SEC in threes made behind teammate Matthew Fisher-Davis in 2014-15.
- Captured four SEC Freshmen of the Week honors in 2014-15, which set a program record.
- Scored in double figures in 24 games in 2014-15, scored 20 or more points in three contests.
- Ended freshman season with 102 assists, third on the freshman single-season list.
- Scored a career-high 26 points in win over Purdue and 26 vs. Western Carolina.
- Left Brookfield Central High School as the school's all-time leading scorer (1,643 points). Also Brookfield's single-season scoring leader with 543 points, and the all-time leader in steals with 188.
- Major is Human and Organizational Development.

**LACHANCE GAME-BY-GAME (SENIOR)**

Opponent	M	FG-A	3P-A	FT-A	Reb	PF	A	T	B	S	PTS
N10 Austin Peay*	28	4-10	3-6	2-2	3	1	2	0	0	0	13
N13 @Belmont*	32	4-9	1-5	1-2	1	1	2	0	0	0	10
N17 UNC Asheville*	32	6-10	4-7	1-2	2	0	4	2	0	1	17
N19 USC*	41	7-14	4-5	1-1	2	1	4	1	0	0	19
N23 vs. Virginia*	22	0-3	0-1	0-0	1	1	0	0	0	0	0
N24 vs. Seton Hall*	28	2-9	2-6	0-0	2	1	1	1	0	0	6
N28 Radford*	37	7-11	3-5	10-10	5	1	4	1	0	0	27
D3 Kansas State*	25	4-9	1-5	0-0	4	5	2	1	0	0	9
D6 Middle Tennessee											
D17 @Arizona State											
D20 Houston Baptist											
D22 Alcorn State											
D30 @Florida											
J2 Alabama											
J6 @South Carolina											
J9 Tennessee											
J13 Kentucky											
J16 @Miss. State											
J20 LSU											
J23 @Tennessee											
J27 TCU											
J30 @Kentucky											
F3 @Auburn											
F7 Georgia											
F10 @Arkansas											
F14 Miss. State											
F17 Florida											
F20 @LSU											
F24 Texas A&M											
F27 Missouri											
M3 @Ole Miss											

**LaChance's Overall Statistics at Vanderbilt**

Year	GP	GS	Min	Avg	FG	FGA	Pct	3FG	3FGA	Pct	FT	FTA	Pct	Off	Def	Tot	Avg	PF	FO	Ast	TO	Blk	Stl	Pts	Avg
2014-15	35	35	1166	33.3	147	337	.436	66	173	.382	69	79	.873	10	100	110	3.1	46	0	102	47	1	25	429	12.3
2015-16	33	19	820	24.8	80	226	.354	43	119	.361	26	34	.765	11	69	80	2.4	61	1	81	44	1	20	229	6.9
2016-17	35	35	1090	31.1	115	247	.466	70	144	.486	68	78	.872	7	109	116	3.3	73	2	137	67	1	21	368	10.5
2017-18	8	7	245	30.6	34	75	.453	18	40	.450	15	17	.882	3	17	20	2.5	11	1	16	5	0	3	101	12.6
<b>TOTAL</b>	<b>111</b>	<b>96</b>	<b>3321</b>	<b>29.9</b>	<b>376</b>	<b>885</b>	<b>.425</b>	<b>197</b>	<b>476</b>	<b>.414</b>	<b>178</b>	<b>208</b>	<b>.856</b>	<b>31</b>	<b>295</b>	<b>326</b>	<b>2.9</b>	<b>191</b>	<b>4</b>	<b>336</b>	<b>163</b>	<b>3</b>	<b>69</b>	<b>1127</b>	<b>10.2</b>

**LaChance's SEC Statistics at Vanderbilt**

Year	GP	GS	Min	Avg	FG	FGA	Pct	3FG	3FGA	Pct	FT	FTA	Pct	Off	Def	Tot	Avg	PF	FO	Ast	TO	Blk	Stl	Pts	Avg
2014-15	18	18	622	34.6	73	177	.412	35	91	.385	38	45	.844	6	56	62	3.4	27	0	54	29	0	10	219	12.2
2015-16	18	7	417	23.2	35	115	.304	22	64	.344	16	23	.696	6	40	46	2.6	31	1	36	27	0	13	108	6.0
2016-17	18	18	572	31.8	63	140	.450	35	79	.443	40	47	.851	2	60	62	3.4	35	2	69	37	0	10	201	11.2
<b>TOTAL</b>	<b>54</b>	<b>43</b>	<b>1611</b>	<b>29.8</b>	<b>171</b>	<b>432</b>	<b>.396</b>	<b>92</b>	<b>234</b>	<b>.393</b>	<b>94</b>	<b>115</b>	<b>.817</b>	<b>14</b>	<b>156</b>	<b>170</b>	<b>3.1</b>	<b>93</b>	<b>3</b>	<b>159</b>	<b>93</b>	<b>0</b>	<b>33</b>	<b>528</b>	<b>9.8</b>



**SABEN LEE**

**O**

Freshman, Guard  
6'2" 174 lbs.  
Phoenix, Ariz.  
Corona Del Sol HS

**SEASON HIGHS**

**Points:** 19, 2x, last vs. Kansas St. (12/3/17)  
**FG Made:** 5, at Belmont (11/13/17)  
**FG Atts:** 10, vs. Seton Hall (11/24/17)  
**3FG Made:** 1, 2x, last vs. Kansas St. (12/3/17)  
**3FG Atts:** 6, vs. Austin Peay (11/10/17)  
**FT Made:** 12, vs. Kansas St. (12/3/17)  
**FT Atts:** 17, vs. Kansas St. (12/3/17)  
**Rebounds:** 8, at Belmont (11/13/17)  
**Assists:** 7, vs. Austin Peay (11/10/17)  
**Turnovers:** 4, at Belmont (11/13/17)  
**Blocks:**  
**Steals:** 2, vs. Austin Peay (11/10/17)  
**Minutes:** 33, vs. Kansas St. (12/3/17)

**CAREER HIGHS**

**Points:** 19, 2x, last vs. Kansas St. (12/3/17)  
**FG Made:** 5, at Belmont (11/13/17)  
**FG Atts:** 10, vs. Seton Hall (11/24/17)  
**3FG Made:** 1, 2x, last vs. Kansas St. (12/3/17)  
**3FG Atts:** 6, vs. Austin Peay (11/10/17)  
**FT Made:** 12, vs. Kansas St. (12/3/17)  
**FT Atts:** 17, vs. Kansas St. (12/3/17)  
**Rebounds:** 8, at Belmont (11/13/17)  
**Assists:** 7, vs. Austin Peay (11/10/17)  
**Turnovers:** 4, at Belmont (11/13/17)  
**Blocks:**  
**Steals:** 2, vs. Austin Peay (11/10/17)  
**Minutes:** 33, vs. Kansas St. (12/3/17)

**MISCELLANEOUS**

**LEE NOTEBOOK**

- ⊕ Tied career high with 19 points vs. Kansas State - finished 12-17 from free-throw line. Last Commodore to make 12 free throws in a game was Luke Kornet vs. Belmont on 11/15/2016.
- ⊕ Had career-high 19-point performance at Belmont. Also added eight rebounds and two assists.
- ⊕ Posted six points and seven assists in Commodore debut vs. Austin Peay.
- ⊕ 6'2 guard from Tempe, Ariz., who attended Corona Del Sol High School. Lee chose the Commodores over Louisville, Stanford, Florida State, and Nebraska.
- ⊕ Averaged 22 points, five rebounds, four assists, three blocks, and three steals in his senior season at Corona Del Sol...First-team All-State selection as a junior and senior...Was a four-star prospect and the number 92-ranked player by Scout.com and the number 17 point guard by 247sports.com.
- ⊕ Saben Anthonia Lee...June 23, 1999...Son of Anthony Lee and Lisa Austin and Natalie and Morris Williams...Has one sister Aubry...Plans to major in Mechanical Engineering...Advice to young people: "Have fun because at the next level it's all business."

**LEE'S GAME-BY-GAME (FRESHMAN)**

Opponent	M	FG-A	3P-A	FT-A	Reb	PF	A	T	B	S	PTS
N10 Austin Peay	20	2-6	0-2	2-3	0	0	7	3	0	2	6
N13 @Belmont	25	5-9	1-4	8-11	8	4	2	4	0	1	19
N17 UNC Asheville*	22	3-9	0-1	2-2	1	2	5	3	0	0	8
N19 USC*	13	1-1	0-0	0-0	1	0	1	2	0	0	2
N23 vs. Virginia*	20	0-7	0-2	0-0	1	0	0	1	1	1	0
N24 vs. Seton Hall	26	3-10	1-2	1-1	1	2	4	0	0	0	8
N28 Radford	11	0-3	0-2	1-2	2	0	1	0	0	0	1
D3 Kansas State*	33	3-6	1-3	12-17	2	3	5	3	0	1	19
D6 Middle Tennessee											
D17 @Arizona State											
D20 Houston Baptist											
D22 Alcorn State											
D30 @Florida											
J2 Alabama											
J6 @South Carolina											
J9 Tennessee											
J13 Kentucky											
J16 @Miss. State											
J20 LSU											
J23 @Tennessee											
J27 TCU											
J30 @Kentucky											
F3 @Auburn											
F7 Georgia											
F10 @Arkansas											
F14 Miss. State											
F17 Florida											
F20 @LSU											
F24 Texas A&M											
F27 Missouri											
M3 @Ole Miss											

Lee's Overall Statistics at Vanderbilt

Year	GP	GS	Min	Avg	FG	FGA	Pct	3FG	3FGA	Pct	FT	FTA	Pct	Off	Def	Tot	Avg	PF	FO	Ast	TO	Blk	Stl	Pts	Avg
2017-18	8	5	170	21.3	17	51	.333	3	16	.188	26	36	.722	3	13	16	2.0	11	0	25	16	3	3	63	7.9
<b>TOTAL</b>	<b>8</b>	<b>5</b>	<b>170</b>	<b>21.3</b>	<b>17</b>	<b>51</b>	<b>.333</b>	<b>3</b>	<b>16</b>	<b>.188</b>	<b>26</b>	<b>36</b>	<b>.722</b>	<b>3</b>	<b>13</b>	<b>16</b>	<b>2.0</b>	<b>11</b>	<b>0</b>	<b>25</b>	<b>16</b>	<b>3</b>	<b>3</b>	<b>63</b>	<b>7.9</b>



**EJIKE OBINNA**

**50**

Freshman, Center  
6'10" 234 lbs.  
Enugu, Nigeria  
Virginia Academy (Va.)

**SEASON HIGHS**

- Points:** 9, vs. Seton Hall (11/24/17)
- FG Made:** 3, vs. Seton Hall (11/24/17)
- FG Atts:** 3, vs. Seton Hall (11/24/17)
- 3FG Made:**
- 3FG Atts:**
- FT Made:** 3, 2x, last vs. Seton Hall (11/24/17)
- FT Atts:** 5, vs. Seton Hall (11/24/17)
- Rebounds:** 7, vs. Virginia (11/23/17)
- Assists:**
- Turnovers:** 2, vs. UNC Asheville (11/17/17)
- Blocks:** 1, vs. Seton Hall (11/24/17)
- Steals:**
- Minutes:** 20, 2x, last vs. Seton Hall (11/24/17)

**CAREER HIGHS**

- Points:** 9, vs. Seton Hall (11/24/17)
- FG Made:** 3, vs. Seton Hall (11/24/17)
- FG Atts:** 3, vs. Seton Hall (11/24/17)
- 3FG Made:**
- 3FG Atts:**
- FT Made:** 3, 2x, last vs. Seton Hall (11/24/17)
- FT Atts:** 5, vs. Seton Hall (11/24/17)
- Rebounds:** 7, vs. Virginia (11/23/17)
- Assists:**
- Turnovers:** 2, vs. UNC Asheville (11/17/17)
- Blocks:** 1, vs. Seton Hall (11/24/17)
- Steals:**
- Minutes:** 20, 2x, last vs. Seton Hall (11/24/17)

**MISCELLANEOUS**

**OBINNA NOTEBOOK**

- ✪ Scored career-high nine points in 20 minutes vs. Seton Hall; had career-high 7 rebounds vs. Virginia.
- ✪ Originally from Enugu, Nigeria, who attended the Virginia Academy in Ashburn, Va., was a four-star prospect by ESPN.com and Rivals.com, and was the 107th-ranked prospect in the class of 2017 by 247sports.com at end of his junior season. He was also named the Capital Beltway Defensive Player of the Year in his junior year.
- ✪ Averaged 16.6 points, 8.0 rebounds, 2.0 blocks, 1.0 steals, and 1.0 assists per game...Scored over 1,000 points in his career...First student at Virginia Academy to receive a full scholarship to a college academic institution.
- ✪ Chose the Commodores over Florida, Oklahoma, Clemson, and Virginia Tech.
- ✪ Ejike Simon Obinna...December 14, 1999...Son of Caroline Ejike...Has two brothers, Chomezie and Chinonso and three sisters, Ijeoma, Amaka, and Ipeoma...Plans to major in Human and Organizational Development...Advice to young people: "Work hard and believe in yourself."

**OBINNA'S GAME-BY-GAME (FRESHMAN)**

Opponent	M	FG-A	3P-A	FT-A	Reb	PF	A	T	B	S	PTS
N10 Austin Peay	9	0-0	0-0	2-2	6	4	0	0	0	0	2
N13 @Belmont	5	0-0	0-0	0-0	0	2	0	0	0	0	0
N17 UNC Asheville*	4	0-0	0-0	1-2	1	1	0	2	0	0	1
N19 USC*	11	1-1	0-0	0-0	2	3	0	1	0	0	2
N23 vs. Virginia*	20	1-4	0-0	3-3	7	2	0	1	0	0	5
N24 vs. Seton Hall*	20	3-3	0-0	3-5	5	4	0	0	1	0	9
N28 Radford	DNP										
D3 Kansas State	DNP										
D6 Middle Tennessee											
D17 @Arizona State											
D20 Houston Baptist											
D22 Alcorn State											
D30 @Florida											
J2 Alabama											
J6 @South Carolina											
J9 Tennessee											
J13 Kentucky											
J16 @Miss. State											
J20 LSU											
J23 @Tennessee											
J27 TCU											
J30 @Kentucky											
F3 @Auburn											
F7 Georgia											
F10 @Arkansas											
F14 Miss. State											
F17 Florida											
F20 @LSU											
F24 Texas A&M											
F27 Missouri											
M3 @Ole Miss											

Year	GP	GS	Min	Avg	FG	FGA	Pct	3FG	3FGA	Pct	FT	FTA	Pct	Off	Def	Tot	Avg	PF	FO	Ast	TO	Blk	Stl	Pts	Avg
2017-18	6	4	69	11.5	5	8	.625	0	0	.000	9	12	.750	5	16	21	3.5	16	0	0	4	1	0	19	3.2
<b>TOTAL</b>	<b>6</b>	<b>4</b>	<b>69</b>	<b>11.5</b>	<b>5</b>	<b>8</b>	<b>.625</b>	<b>0</b>	<b>0</b>	<b>.000</b>	<b>9</b>	<b>12</b>	<b>.750</b>	<b>5</b>	<b>16</b>	<b>21</b>	<b>3.5</b>	<b>16</b>	<b>0</b>	<b>0</b>	<b>4</b>	<b>1</b>	<b>0</b>	<b>19</b>	<b>3.2</b>



## JEFF ROBERSON

# 11

Senior, Forward  
6'6" 220 lbs.  
Houston, Texas  
The Kinkaid School

### SEASON HIGHS

**Points:** 22, vs. Kansas State (12/3/17)  
**FG Made:** 6, vs. Kansas State (12/3/17)  
**FG Atts:** 11, vs. Austin Peay (11/10/17)  
**3FG Made:** 4, vs. Kansas State (12/3/17)  
**3FG Atts:** 6, vs. Austin Peay (11/10/17)  
**FT Made:** 8, 2x, last vs. Seton Hall (11/24/17)  
**FT Atts:** 8, 3x, last vs. Kansas State (12/3/17)  
**Rebounds:** 13, vs. Seton Hall (11/24/17)  
**Assists:** 3, vs. Austin Peay (11/10/17)  
**Turnovers:** 4, vs. Austin Peay (11/10/17)  
**Blocks:** 2, 2x, last vs. Kansas State (12/3/17)  
**Steals:** 2, 3x, last vs. Kansas State (12/3/17)  
**Minutes:** 42, vs. USC (11/19/17)

### CAREER HIGHS

**Points:** 23, vs. Miss. St. (2/25/17)  
**FG Made:** 8, vs. Texas A&M (2/4/16)  
**FG Atts:** 14, vs. Minnesota (12/3/16)  
**3FG Made:** 5, vs. Miss. St. (2/25/17)  
**3FG Atts:** 6, vs. Minnesota (12/3/16)  
**FT Made:** 8, 4x, last vs. Seton Hall (11/24/17)  
**FT Atts:** 9, 2x, last vs. Ole Miss (2/4/17)  
**Rebounds:** 16, vs. Minnesota (12/3/16)  
**Assists:** 6, 2x, last vs. Iowa State (1/28/17)  
**Turnovers:** 6, at Kentucky (2/28/17)  
**Blocks:** 2, 7x, last vs. Kansas State (12/3/17)  
**Steals:** 2, 15x, last vs. Kansas State (12/3/17)  
**Minutes:** 42, vs. USC (11/19/17)

### MISCELLANEOUS

	2017-18	Career
Double-Digit Pts.	7	49
10+ Rebounds	5	15
Double-Doubles	5	12

### ROBERSON NOTEBOOK

- Leads SEC in rebounding and double doubles. Last double-double came against Kansas State in 22-point, 10-rebound performance.
- Started the 2017-18 season with three straight double-doubles, now has five; played career-high 42 minutes vs. USC. Scored in double figures in seven of eight games this year.
- Scored season-high 20 points against Seton Hall; also added 13 rebounds and was 8-8 from FT line.
- Played and started in 35 games in 2016-17. Averaged 10.8 points and team-high 7.0 rebounds per game.
- Scored a career-high 23 points on career-best five made threes in win over Miss. St.; tallied a game-high 15 points in win at Tennessee; leads Vanderbilt in minutes played.
- Seventh in the SEC in rebounding (7.1) in all games and finished eighth (6.8) in league games only a year ago, and was fourth in the league in defensive rebounding (5.2) in all games and seventh in league games only (4.8).
- Scored in double figures in 22 games in his junior season.
- Had career-high 16 rebounds against Minnesota.
- Played in 32 games in 2015-16 and made 25 starts. Averaged 9.3 points and 5.6 rebounds per game and 11.0 points and 5.7 rebounds in conference play. Shot 43.5% from three for the season.
- Scored in double figures in 18 games in 2015-16, including a career-high 20-point effort against Texas A&M in Nashville (2/4), when he was 8-10 from the floor and 3-4 from three. Finished fifth in the SEC in all games in free throw percentage (.833); second in league games only (.877).
- Tallied five double-doubles, including an 18-point, 10-rebound effort in win at Florida.
- Started 24 games as a true freshman in 2014-15; averaged 4.7 ppg and shot 45.5% from three.
- Scored career-high 12 points vs. Tennessee at Memorial Gym.
- Left The Kinkaid School as the school's all-time leading scorer with 1,743 points.
- Averaged 20.1 points, 9.2 rebounds, 2.0 assists, and 1.5 steals per game in his senior season at the Kinkaid School in Houston.
- Named a finalist for the Guy V. Lewis Award, which is given to the top high school player in the city of Houston.

### ROBERSON GAME-BY-GAME (SENIOR)

Opponent	M	FG-A	3P-A	FT-A	Reb	PF	A	T	B	S	PTS
N10 Austin Peay*	20	4-11	2-6	3-4	10	3	3	4	0	2	13
N13 @Belmont*	36	3-7	1-4	6-6	12	3	0	2	0	0	13
N17 UNC Asheville*	37	4-10	1-3	8-8	12	2	0	0	2	2	17
N19 USC*	42	3-9	1-5	3-4	6	4	1	2	0	1	10
N23 vs. Virginia*	24	1-7	0-4	4-4	3	0	1	2	0	0	6
N24 vs. Seton Hall	31	5-10	2-5	8-8	13	3	0	3	0	0	20
N28 Radford*	28	5-8	2-3	2-2	9	5	1	1	0	1	14
D3 Kansas State*	34	6-8	4-4	6-8	10	2	2	0	2	2	22
D6 Middle Tennessee											
D17 @Arizona State											
D20 Houston Baptist											
D22 Alcorn State											
D30 @Florida											
J2 Alabama											
J6 @South Carolina											
J9 Tennessee											
J13 Kentucky											
J16 @Miss. State											
J20 LSU											
J23 @Tennessee											
J27 TCU											
J30 @Kentucky											
F3 @Auburn											
F7 Georgia											
F10 @Arkansas											
F14 Miss. State											
F17 Florida											
F20 @LSU											
F24 Texas A&M											
F27 Missouri											
M3 @Ole Miss											

### Roberson's Overall Statistics at Vanderbilt

Year	GP	GS	Min	Avg	FG	FGA	Pct	3FG	3FGA	Pct	FT	FTA	Pct	Off	Def	Tot	Avg	PF	FO	Ast	TO	Blk	Stl	Pts	Avg
2014-15	33	24	637	19.3	50	103	.485	15	33	.455	40	64	.625	32	70	102	3.1	86	2	37	48	10	13	155	4.7
2015-16	32	25	858	26.8	91	186	.489	30	69	.435	85	102	.833	58	121	179	5.6	101	5	38	34	6	15	297	9.3
2016-17	35	35	1108	31.7	122	293	.416	39	115	.339	96	121	.793	70	176	246	7.0	91	1	61	64	14	29	379	10.8
2017-18	8	7	266	33.2	31	70	.443	13	34	.382	40	44	.909	21	54	75	9.4	22	1	8	14	4	8	115	14.4
<b>TOTAL</b>	<b>108</b>	<b>91</b>	<b>2869</b>	<b>26.6</b>	<b>294</b>	<b>652</b>	<b>.451</b>	<b>97</b>	<b>251</b>	<b>.386</b>	<b>261</b>	<b>331</b>	<b>.789</b>	<b>181</b>	<b>421</b>	<b>602</b>	<b>5.6</b>	<b>300</b>	<b>9</b>	<b>144</b>	<b>160</b>	<b>34</b>	<b>65</b>	<b>946</b>	<b>8.8</b>

### Roberson's SEC Statistics at Vanderbilt

Year	GP	GS	Min	Avg	FG	FGA	Pct	3FG	3FGA	Pct	FT	FTA	Pct	Off	Def	Tot	Avg	PF	FO	Ast	TO	Blk	Stl	Pts	Avg
2014-15	16	11	313	19.6	22	49	.449	7	13	.538	24	40	.600	18	29	47	2.9	43	1	20	23	3	6	75	4.7
2015-16	18	17	524	29.1	60	114	.526	21	43	.488	57	65	.877	33	69	102	5.7	61	4	29	17	2	7	198	11.0
2016-17	18	18	570	31.7	64	144	.444	18	52	.346	55	67	.821	36	86	122	6.8	49	0	28	32	6	19	201	11.2
<b>TOTAL</b>	<b>52</b>	<b>46</b>	<b>1407</b>	<b>27.1</b>	<b>146</b>	<b>307</b>	<b>.476</b>	<b>46</b>	<b>108</b>	<b>.426</b>	<b>136</b>	<b>172</b>	<b>.791</b>	<b>87</b>	<b>184</b>	<b>271</b>	<b>5.2</b>	<b>153</b>	<b>5</b>	<b>77</b>	<b>72</b>	<b>11</b>	<b>32</b>	<b>474</b>	<b>9.1</b>



**JOE TOYE**

**2**

Junior, Guard  
6'7" 206 lbs.  
Chicago, Ill.  
Whitney Young HS

**SEASON HIGHS**

**Points:** 11, vs. Kansas State (12/3/17)  
**FG Made:** 4, 2x, last vs. Kansas State (12/3/17)  
**FG Atts:** 8, at Belmont (11/13/17)  
**3FG Made:** 1, 2x, last vs. Radford (11/28/17)  
**3FG Atts:** 5, vs. Radford (11/28/17)  
**FT Made:** 3, vs. Radford (11/28/17)  
**FT Atts:** 4, vs. Radford (11/28/17)  
**Rebounds:** 4, vs. Radford (11/28/17)  
**Assists:** 2, vs. Kansas State (12/3/17)  
**Turnovers:** 3, 4x, last vs. Seton Hall (11/24/17)  
**Blocks:** 1, 2x, last vs. Radford (11/28/17)  
**Steals:** 2, vs. Radford (11/28/17)  
**Minutes:** 26, at Belmont (11/13/17)

**CAREER HIGHS**

**Points:** 18, vs. Texas A&M (3/9/17)  
**FG Made:** 6, vs. Texas A&M (3/9/17)  
**FG Atts:** 12, at Arkansas (2/7/17)  
**3FG Made:** 5, vs. Texas A&M (3/9/17)  
**3FG Atts:** 8, vs. Texas A&M (3/9/17)  
**FT Made:** 6, 6, 2x, last at Kentucky (2/28/17)  
**FT Atts:** 7, vs. Texas A&M (2/16/17)  
**Rebounds:** 6, 2x, last at Texas A&M (1/31/17)  
**Assists:** 4, 2x, last at Arkansas (2/7/17)  
**Turnovers:** 4, vs. Florida (3/10/17)  
**Blocks:** 1, 7x, last vs. Radford (11/28/17)  
**Steals:** 2, 3x, last vs. Radford (11/28/17)  
**Minutes:** 38, vs. Florida (3/10/17)

**MISCELLANEOUS**

**TOYE NOTEBOOK**

- ✪ Made four starts this season; Scored season-high 11 points vs. Kansas State.
- ✪ Played in all 35 games and started 13 in 2016-17. Averaged 6.4 points and 2.6 rebounds in 2016-17.
- ✪ Tallied career high 18 points in win over Texas A&M at SEC Tournament.
- ✪ Scored a then career-high 15 points at Kentucky.
- ✪ Scored 11 points in win at Texas A&M and 13 in win over Aggies in Nashville.
- ✪ Scored 13 points against Arkansas in Nashville.
- ✪ Made first career start at Georgia.
- ✪ Played in 30 games in 2015-16 and averaged 3.6 points and 1.2 rebounds per game. Scored in double figures in three games.
- ✪ Tied a career high with 10 points against Tennessee at SEC Tournament. Made a career-high three three's in a career-best 23 minutes of action. Also scored 10 points in First Four game vs. Wichita State.
- ✪ Scored career-high 10 points vs. Detroit - tied his career high with three made field goals.
- ✪ Signed with the Commodores in November of 2014.
- ✪ Was ranked as the sixth-best player in the state of Illinois and a four-star prospect by ESPN, and was also ranked as the 113th-best prospect in the nation by Rivals.com.
- ✪ Toye and his twin sister Elizabeth are both Division I basketball players - Elizabeth plays for Florida International.
- ✪ Attended Whitney Young High School in Chicago, where he was named as a First-Team All-City selection.
- ✪ Averaged 18.0 points, 7.0 rebounds, 2.0 assists, 2.0 steals, and 1.5 blocks as a senior.
- ✪ Chose the Commodores over Iowa, Memphis, Creighton, Bradley, UIC, and Missouri.
- ✪ Recipient of the Edie and David Johnson Family Basketball Scholarship.
- ✪ Advice to youngsters: "Don't let negative influences in your life."

**TOYE GAME-BY-GAME (JUNIOR)**

Opponent	M	FG-A	3P-A	FT-A	Reb	PF	A	T	B	S	PTS
N10 Austin Peay*	24	4-7	1-1	0-2	3	0	1	3	1	0	9
N13 @Belmont	26	3-8	0-3	0-2	2	5	1	3	0	0	6
N17 UNC Asheville	15	1-2	0-0	0-2	0	0	0	1	0	0	2
N19 USC	8	1-2	0-0	0-0	1	1	1	3	0	0	2
N23 vs. Virginia	12	1-6	0-1	0-0	2	0	1	0	0	1	2
N24 vs. Seton Hall*	13	2-3	0-1	2-2	3	2	0	3	0	0	6
N28 Radford*	23	2-6	1-5	3-4	4	3	0	2	1	2	8
D3 Kansas State*	23	4-6	1-2	2-2	1	3	2	2	0	0	11
D6 Middle Tennessee											
D17 @Arizona State											
D20 Houston Baptist											
D22 Alcorn State											
D30 @Florida											
J2 Alabama											
J6 @South Carolina											
J9 Tennessee											
J13 Kentucky											
J16 @Miss. State											
J20 LSU											
J23 @Tennessee											
J27 TCU											
J30 @Kentucky											
F3 @Auburn											
F7 Georgia											
F10 @Arkansas											
F14 Miss. State											
F17 Florida											
F20 @LSU											
F24 Texas A&M											
F27 Missouri											
M3 @Ole Miss											

**Toye's Overall Statistics at Vanderbilt**

Year	GP	GS	Min	Avg	FG	FGA	Pct	3FG	3FGA	Pct	FT	FTA	Pct	Off	Def	Tot	Avg	PF	FO	Ast	TO	Blk	Stl	Pts	Avg
2015-16	30	0	257	8.6	37	74	.500	9	21	.429	25	39	.641	7	30	37	1.2	28	0	10	13	2	6	108	3.6
2016-17	35	13	739	21.1	70	175	.400	31	78	.397	53	78	.679	21	71	92	2.6	70	2	38	44	5	14	224	6.4
2017-18	8	4	144	18.0	18	40	.450	3	13	.231	7	14	.500	4	12	16	2.0	14	1	6	17	2	3	46	5.8
<b>TOTAL</b>	<b>73</b>	<b>17</b>	<b>1140</b>	<b>15.6</b>	<b>125</b>	<b>289</b>	<b>.433</b>	<b>43</b>	<b>112</b>	<b>.384</b>	<b>85</b>	<b>131</b>	<b>.649</b>	<b>32</b>	<b>113</b>	<b>145</b>	<b>2.0</b>	<b>112</b>	<b>3</b>	<b>54</b>	<b>74</b>	<b>9</b>	<b>23</b>	<b>378</b>	<b>5.2</b>

**Toye's SEC Statistics at Vanderbilt**

Year	GP	GS	Min	Avg	FG	FGA	Pct	3FG	3FGA	Pct	FT	FTA	Pct	Off	Def	Tot	Avg	PF	FO	Ast	TO	Blk	Stl	Pts	Avg
2015-16	17	0	100	5.9	11	27	.407	2	9	.222	9	13	.692	2	11	13	0.8	9	0	3	8	1	3	33	1.9
2016-17	18	9	422	23.4	42	102	.412	19	46	.413	29	45	.644	10	41	51	2.8	45	2	22	25	2	8	132	7.3
<b>TOTAL</b>	<b>35</b>	<b>9</b>	<b>522</b>	<b>14.9</b>	<b>53</b>	<b>129</b>	<b>.411</b>	<b>21</b>	<b>55</b>	<b>.382</b>	<b>38</b>	<b>58</b>	<b>.655</b>	<b>12</b>	<b>52</b>	<b>64</b>	<b>1.8</b>	<b>54</b>	<b>2</b>	<b>25</b>	<b>33</b>	<b>3</b>	<b>11</b>	<b>165</b>	<b>4.7</b>



**PAYTON WILLIS**

1

Sophomore, Guard  
6'4" 182 lbs.  
Fayetteville, Ark.  
Fayetteville HS

**SEASON HIGHS**

- Points:** 8, vs. Austin Peay (11/10/17)
- FG Made:** 2, vs. Austin Peay (11/10/17)
- FG Atts:** 5, vs. Kansas State (12/3/17)
- 3FG Made:** 2, vs. Austin Peay (11/10/17)
- 3FG Atts:** 2, 2x, last vs. Radford (11/28/17)
- FT Made:** 5, vs. Radford (11/28/17)
- FT Atts:** 8, vs. Radford (11/28/17)
- Rebounds:** 3, at Belmont (11/13/17)
- Assists:** 4, vs. Radford (11/28/17)
- Turnovers:** 3, at Belmont (11/13/17)
- Blocks:**
- Steals:** 2, vs. Austin Peay (11/10/17)
- Minutes:** 28, vs. Radford (11/28/17)

**CAREER HIGHS**

- Points:** 17, vs. Butler (11/24/16)
- FG Made:** 5, vs. Butler (11/24/16)
- FG Atts:** 8, 2x, last at Alabama (1/7/16)
- 3FG Made:** 3, 2x, last at LSU (12/29/16)
- 3FG Atts:** 6, at LSU (12/29/16)
- FT Made:** 5, vs. Butler (11/24/16)
- FT Atts:** 8, vs. Radford (11/28/17)
- Rebounds:** 5, 3x, last vs. Florida (3/10/17)
- Assists:** 8, vs. Santa Clara (11/25/16)
- Turnovers:** 5, vs. Minnesota (12/3/16)
- Blocks:** 1, 4x, last vs. Florida (3/4/17)
- Steals:** 2, 2x, last vs. Austin Peay
- Minutes:** 32, 2x, last vs. Auburn (1/4/17)

**WILLIS NOTEBOOK**

- ⊛ Played season-high 28 minutes against Radford. Scored five points and had four assists.
- ⊛ Scored eight points in win over Austin Peay in only 13 minutes of action.
- ⊛ Played in all 35 games and started 12 in 2016-17. Averaged 5.2 points, 1.9 assists, and 1.8 rebounds per game.
- ⊛ Tallied eight points in homecoming win at Arkansas; also scored eight points at Kentucky, and eight points in win over Florida at SEC Tournament.
- ⊛ Scored in double figures five times in his freshman season.
- ⊛ Posted a career-high five rebounds against Auburn.
- ⊛ Scored 11 points in win at LSU. Was 4-7 from floor and 3-6 from three.
- ⊛ Tallied 13 points and was 3-4 from floor vs. High Point.
- ⊛ Scored career-high 17 points vs. Butler; made first career start vs. Santa Clara and dished out career-high eight assists vs. Broncos.
- ⊛ Signed with the Commodores in the fall of 2015.
- ⊛ Third ever Commodore from the state of Arkansas and first since Ralph Childs played for Vanderbilt in the 1955-56 season.
- ⊛ Attended Fayetteville High School in Fayetteville, Arkansas, averaged 15.9 points, 3.6 rebounds, 3.5 assists, and 1.5 steals per game while also shooting 44.7% from three in his junior season and was honored as an all-conference and all-state selection as a sophomore and junior.
- ⊛ Was ranked as the second-ranked player in the state of Arkansas, the 22nd-best point guard in the country by 247sports.com, and ranked as the 119th-best player in the nation by Rivals.com.

**WILLIS GAME-BY-GAME (SOPHOMORE)**

Opponent	M	FG-A	3P-A	FT-A	Reb	PF	A	T	B	S	PTS
N10 Austin Peay	13	2-4	2-4	2-3	0	0	1	0	0	2	8
N13 @Belmont	15	1-2	1-2	0-1	3	2	0	3	1	0	3
N17 UNC Asheville	2	0-0	0-0	0-0	0	0	0	1	0	0	0
N19 USC	1	0-0	0-0	0-0	0	0	0	0	0	0	0
N23 vs. Virginia	12	0-2	0-0	0-0	1	1	1	1	0	0	0
N24 vs. Seton Hall	DNP										
N28 Radford	28	0-4	0-2	5-8	2	1	4	1	0	0	5
D3 Kansas State	17	1-5	1-4	1-2	1	2	0	1	0	0	4
D6 Middle Tennessee											
D17 @Arizona State											
D20 Houston Baptist											
D22 Alcorn State											
D30 @Florida											
J2 Alabama											
J6 @South Carolina											
J9 Tennessee											
J13 Kentucky											
J16 @Miss. State											
J20 LSU											
J23 @Tennessee											
J27 TCU											
J30 @Kentucky											
F3 @Auburn											
F7 Georgia											
F10 @Arkansas											
F14 Miss. State											
F17 Florida											
F20 @LSU											
F24 Texas A&M											
F27 Missouri											
M3 @Ole Miss											

Willis' Overall Statistics at Vanderbilt

Year	GP	GS	Min	Avg	FG	FGA	Pct	3FG	3FGA	Pct	FT	FTA	Pct	Off	Def	Tot	Avg	PF	FO	Ast	TO	Blk	Stl	Pts	Avg
2016-17	35	12	614	17.5	62	142	.437	25	80	.313	32	51	.627	12	51	63	1.8	35	0	65	56	6	16	181	5.2
2017-18	7	0	88	12.6	4	17	.235	4	14	.286	8	14	.571	3	4	7	1.0	6	0	6	7	1	2	20	2.9
<b>TOTAL</b>	<b>42</b>	<b>12</b>	<b>702</b>	<b>16.7</b>	<b>66</b>	<b>159</b>	<b>.415</b>	<b>29</b>	<b>94</b>	<b>.309</b>	<b>40</b>	<b>65</b>	<b>.615</b>	<b>15</b>	<b>55</b>	<b>70</b>	<b>1.7</b>	<b>41</b>	<b>0</b>	<b>71</b>	<b>63</b>	<b>7</b>	<b>18</b>	<b>201</b>	<b>4.8</b>

Willis' SEC Statistics at Vanderbilt

Year	GP	GS	Min	Avg	FG	FGA	Pct	3FG	3FGA	Pct	FT	FTA	Pct	Off	Def	Tot	Avg	PF	FO	Ast	TO	Blk	Stl	Pts	Avg
2016-17	18	5	279	15.5	27	69	.391	12	40	.300	10	19	.526	1	23	24	1.3	20	0	26	25	3	10	76	4.2
<b>TOTAL</b>	<b>18</b>	<b>5</b>	<b>279</b>	<b>15.5</b>	<b>27</b>	<b>69</b>	<b>.391</b>	<b>12</b>	<b>40</b>	<b>.300</b>	<b>10</b>	<b>19</b>	<b>.526</b>	<b>1</b>	<b>23</b>	<b>24</b>	<b>1.3</b>	<b>20</b>	<b>0</b>	<b>26</b>	<b>25</b>	<b>3</b>	<b>10</b>	<b>76</b>	<b>4.2</b>



2017-18 Vanderbilt Basketball  
 Vanderbilt Combined Team Statistics (as of Dec 05, 2017)  
 All games



RECORD:	OVERALL	HOME	AWAY	NEUTRAL
ALL GAMES	3-5	3-2	0-1	0-2
CONFERENCE	0-0	0-0	0-0	0-0
NON-CONFERENCE	3-5	3-2	0-1	0-2

#	Player	gp-gs	min	avg	Total		3-Point		F-Throw		Rebounds				pf	dq	a	to	blk	stl	pts	avg
					fg-fga	fg%	3fg-fga	3fg%	ft-fta	ft%	off	def	tot	avg								
11	ROBERSON, Jeff	8-7	266	33.2	31-70	.443	13-34	.382	40-44	.909	21	54	75	9.4	22	1	8	14	4	8	115	14.4
13	LACHANCE, Riley	8-7	245	30.6	34-75	.453	18-40	.450	15-17	.882	3	17	20	2.5	11	1	16	5	0	3	101	12.6
05	FISHER-DAVIS, M.	7-4	194	27.7	23-72	.319	12-46	.261	21-25	.840	7	31	38	5.4	22	0	7	9	0	8	79	11.3
00	LEE, Saben	8-5	170	21.3	17-51	.333	3-16	.188	26-36	.722	3	13	16	2.0	11	0	25	16	3	3	63	7.9
02	TOYE, Joe	8-4	144	18.0	18-40	.450	3-13	.231	7-14	.500	4	12	16	2.0	14	1	6	17	2	3	46	5.8
12	BAPTISTE, Djery	8-4	175	21.9	14-24	.583	0-0	.000	17-23	.739	17	26	43	5.4	26	2	2	12	6	3	45	5.6
15	BROWN, Clevon	8-1	91	11.4	12-26	.462	2-12	.167	2-6	.333	8	7	15	1.9	10	0	1	4	8	2	28	3.5
03	AUSTIN, JR., Larry	7-3	121	17.3	9-27	.333	0-2	.000	6-15	.400	3	12	15	2.1	12	0	12	7	0	2	24	3.4
50	OBINNA, Ejike	6-4	69	11.5	5-8	.625	0-0	.000	9-12	.750	5	16	21	3.5	16	0	0	4	1	0	19	3.2
01	WILLIS, Payton	7-0	88	12.6	4-17	.235	4-14	.286	8-14	.571	3	4	7	1.0	6	0	6	7	1	2	20	2.9
10	EVANS, Maxwell	7-1	62	8.9	6-16	.375	2-7	.286	1-2	.500	1	7	8	1.1	6	0	4	4	0	2	15	2.1
Team											11	8	19				8					
Total.....		8	1625		173-426	.406	57-184	.310	152-208	.731	86	207	293	36.6	156	5	87	107	25	36	555	69.4
Opponents.....		8	1625		211-468	.451	55-156	.353	101-134	.754	63	195	258	32.2	173	-	92	79	25	34	578	72.2

TEAM STATISTICS	VU	OPP	Date	Opponent	Score	Att.
SCORING	555	578	11/10/17	AUSTIN PEAY	W 73-54	8609
Points per game	69.4	72.2	11/13/17	at Belmont	L 60-69	5266
Scoring margin	-2.9	-	11/17/17	UNC ASHEVILLE	W 79-76	8048
FIELD GOALS-ATT	173-426	211-468	11/19/17	USC	Lot 89-93	8284
Field goal pct	.406	.451	11/23/17	vs Virginia	L 42-68	0
3 POINT FG-ATT	57-184	55-156	11/24/17	vs Seton Hall	L 59-72	3952
3-point FG pct	.310	.353	11/28/17	RADFORD	W 74-62	8027
3-pt FG made per game	7.1	6.9	12/03/17	KANSAS STATE	L 79-84	8570
FREE THROWS-ATT	152-208	101-134				
Free throw pct	.731	.754				
F-Throws made per game	19.0	12.6				
REBOUNDS	293	258				
Rebounds per game	36.6	32.2				
Rebounding margin	+4.4	-				
ASSISTS	87	92				
Assists per game	10.9	11.5				
TURNOVERS	107	79				
Turnovers per game	13.4	9.9				
Turnover margin	-3.5	-				
Assist/turnover ratio	0.8	1.2				
STEALS	36	34				
Steals per game	4.5	4.3				
BLOCKS	25	25				
Blocks per game	3.1	3.1				
ATTENDANCE	41538	9218				
Home games-Avg/Game	5-8308	1-5266				
Neutral site-Avg/Game	-	2-1976				

\* - Conference game

Score by Periods	1st	2nd	OT	Totals
Vanderbilt	252	294	9	555
Opponents	282	283	13	578



2017-18 Vanderbilt Basketball  
 Vanderbilt Team Game-by-Game (as of Dec 05, 2017)  
 All games



TEAM STATISTICS

Opponent	Date	Score		Total		3-Pointers		Free throws		Rebounds				pf	a	t/o	blk	stl	pts	avg
				fg-fga	pct	3fg-fga	pct	ft-fta	pct	off	def	tot	avg							
AUSTIN PEAY	11/10/17	73-54	W	26-58	.448	9-25	.360	12-19	.632	16	23	39	39.0	16	17	15	6	8	73	73.0
at Belmont	11/13/17	60-69	L	17-48	.354	4-23	.174	22-31	.710	9	30	39	39.0	26	5	15	2	3	60	66.5
UNC ASHEVILLE	11/17/17	79-76	W	25-53	.472	7-19	.368	22-29	.759	7	25	32	36.7	15	15	14	5	5	79	70.7
USC	11/19/17	89-93	Lot	29-57	.509	11-23	.478	20-28	.714	9	29	38	37.0	21	14	16	0	4	89	75.2
vs Virginia	11/23/17	42-68	L	12-52	.231	4-18	.222	14-19	.737	8	28	36	36.8	13	7	9	2	4	42	68.6
vs Seton Hall	11/24/17	59-72	L	19-56	.339	5-24	.208	16-18	.889	11	28	39	37.2	24	7	16	2	2	59	67.0
RADFORD	11/28/17	74-62	W	22-52	.423	7-27	.259	23-31	.742	10	27	37	37.1	16	10	8	3	6	74	68.0
KANSAS STATE	12/03/17	79-84	L	23-50	.460	10-25	.400	23-33	.697	16	17	33	36.6	25	12	14	5	4	79	69.4
Vanderbilt		555		173-426	.406	57-184	.310	152-208	.731	86	207	293	36.6	156	87	107	25	36	555	69.4
Opponents		578		211-468	.451	55-156	.353	101-134	.754	63	195	258	32.2	173	92	79	25	34	578	72.2

Games played: 8  
 Points/game: 69.4  
 FG Pct: 40.6  
 3FG Pct: 31.0  
 FT Pct: 73.1

Rebounds/game: 36.6  
 Assists/game: 10.9  
 Turnovers/game: 13.4  
 Assist/turnover ratio: 0.8  
 Steals/game: 4.5  
 Blocks/game: 3.1



2017-18 Vanderbilt Basketball  
 Vanderbilt Opponent Game-by-Game (as of Dec 05, 2017)  
 All games



OPPONENT STATISTICS

Opponent	Date	Score		Total		3-Pointers		Free throws		Rebounds				pf	a	t/o	blk	stl	pts	avg
				fg-fga	pct	3fg-fga	pct	ft-fta	pct	off	def	tot	avg							
AUSTIN PEAY	11/10/17	73-54	W	22-54	.407	3-13	.231	7-12	.583	9	22	31	31.0	20	11	17	1	5	54	54.0
at Belmont	11/13/17	60-69	L	22-54	.407	6-27	.222	19-26	.731	7	26	33	32.0	27	8	10	1	4	69	61.5
UNC ASHEVILLE	11/17/17	79-76	W	27-64	.422	9-20	.450	13-15	.867	12	24	36	33.3	18	12	14	2	8	76	66.3
USC	11/19/17	89-93	Lot	33-67	.493	12-26	.462	15-16	.938	5	23	28	32.0	26	8	6	4	3	93	73.0
vs Virginia	11/23/17	42-68	L	27-60	.450	10-21	.476	4-6	.667	7	35	42	34.0	17	21	7	8	3	68	72.0
vs Seton Hall	11/24/17	59-72	L	27-58	.466	4-18	.222	14-24	.583	8	25	33	33.8	16	10	9	5	4	72	72.0
RADFORD	11/28/17	74-62	W	24-61	.393	7-19	.368	7-11	.636	10	24	34	33.9	25	10	9	1	1	62	70.6
KANSAS STATE	12/03/17	79-84	L	29-50	.580	4-12	.333	22-24	.917	5	16	21	32.2	24	12	7	3	6	84	72.2
Opponents		578		211-468	.451	55-156	.353	101-134	.754	63	195	258	32.2	173	92	79	25	34	578	72.2
Vanderbilt		555		173-426	.406	57-184	.310	152-208	.731	86	207	293	36.6	156	87	107	25	36	555	69.4

Games played: 8  
 Points/game: 72.2  
 FG Pct: 45.1  
 3FG Pct: 35.3  
 FT Pct: 75.4

Rebounds/game: 32.2  
 Assists/game: 11.5  
 Turnovers/game: 9.9  
 Assist/turnover ratio: 1.2  
 Steals/game: 4.3  
 Blocks/game: 3.1



2017-18 Vanderbilt Basketball  
 Vanderbilt Points-Rebounds-Assists (as of Dec 05, 2017)  
 All games



Opponent	Date	Score		00	01	02	03	05	10	11
				LEE,SABEN	WILLIS,PAY	TOYE,JOE	AUSTIN,JR,	FISHER-DAV	EVANS,MAXW	ROBERSON,J
AUSTIN PEAY	11/10/17	73-54	w	6-0-7	8-0-1	9-3-1	2-3-2	DNP	5-2-0	13-10-3
at Belmont	11/13/17	60-69	L	19-8-2	3-3-0	6-2-1	2-1-0	6-4-0	0-0-0	13-12-0
UNC ASHEVILLE	11/17/17	79-76	w	8-1-5	0-0-0	2-0-0	2-1-2	17-4-1	0-0-2	17-12-0
USC	11/19/17	89-93	L	2-1-1	0-0-0	2-1-1	13-4-6	31-11-1	0-0-0	10-6-1
vs Virginia	11/23/17	42-68	L	0-1-0	0-1-1	2-2-1	5-5-0	11-3-1	5-4-2	6-3-1
vs Seton Hall	11/24/17	59-72	L	8-1-4	DNP	6-3-0	0-1-2	4-8-0	2-2-0	20-13-0
RADFORD	11/28/17	74-62	w	1-2-1	5-2-4	8-4-0	0-0-0	7-6-3	DNP	14-9-1
KANSAS STATE	12/03/17	79-84	L	19-2-5	4-1-0	11-1-2	DNP	3-2-1	3-0-0	22-10-2

Opponent	Date	Score		12	13	15	50
				BAPTISTE,D	LACHANCE,R	BROWN,CLEV	OBINNA,EJI
AUSTIN PEAY	11/10/17	73-54	w	2-4-1	13-3-2	13-5-0	2-6-0
at Belmont	11/13/17	60-69	L	1-4-0	10-1-2	0-1-0	0-0-0
UNC ASHEVILLE	11/17/17	79-76	w	13-8-1	17-2-4	2-0-0	1-1-0
USC	11/19/17	89-93	L	9-7-0	19-2-4	1-1-0	2-2-0
vs Virginia	11/23/17	42-68	L	5-6-0	0-1-0	3-2-1	5-7-0
vs Seton Hall	11/24/17	59-72	L	2-2-0	6-2-1	2-0-0	9-5-0
RADFORD	11/28/17	74-62	w	8-3-0	27-5-1	4-4-0	DNP
KANSAS STATE	12/03/17	79-84	L	5-9-0	9-4-2	3-2-0	DNP



2017-18 Vanderbilt Basketball  
Vanderbilt Game-by-Game Highs (as of Dec 05, 2017)  
All games



Opponent	Date	Score	Points	Rebounds	Assists	Steals	Blocked shots
AUSTIN PEAY	11/10/17	73-54	13-BROWN, Clevon ROBERSON, Jeff LACHANCE, Riley	10-ROBERSON, Jeff	7-LEE, Saben	2-WILLIS, Payton BROWN, Clevon ROBERSON, Jeff BAPTISTE, Djery	3-BROWN, Clevon
at Belmont	11/13/17	60-69	19-LEE, Saben	12-ROBERSON, Jeff	2-LEE, Saben LACHANCE, Riley	2-FISHER-DAVIS, M.	1-BAPTISTE, Djery WILLIS, Payton
UNC ASHEVILLE	11/17/17	79-76	17-FISHER-DAVIS, M LACHANCE, Riley ROBERSON, Jeff	12-ROBERSON, Jeff	5-LEE, Saben	2-ROBERSON, Jeff	2-BROWN, Clevon ROBERSON, Jeff
USC	11/19/17	89-93	31-FISHER-DAVIS, M	11-FISHER-DAVIS, M	6-AUSTIN, JR., Larry	2-FISHER-DAVIS, M.	None
vs Virginia	11/23/17	42-68	11-FISHER-DAVIS, M	7-OBINNA, Ejike	2-EVANS, Maxwell	1-EVANS, Maxwell AUSTIN, JR., Larry TOYE, Joe LEE, Saben	1-BAPTISTE, Djery LEE, Saben
vs Seton Hall	11/24/17	59-72	20-ROBERSON, Jeff	13-ROBERSON, Jeff	4-LEE, Saben	2-FISHER-DAVIS, M.	1-BROWN, Clevon OBINNA, Ejike
RADFORD	11/28/17	74-62	27-LACHANCE, Riley	9-ROBERSON, Jeff	4-WILLIS, Payton	2-LACHANCE, Riley TOYE, Joe	1-BROWN, Clevon BAPTISTE, Djery TOYE, Joe
KANSAS STATE	12/03/17	79-84	22-ROBERSON, Jeff	10-ROBERSON, Jeff	5-LEE, Saben	2-ROBERSON, Jeff	2-ROBERSON, Jeff BAPTISTE, Djery



2017-18 Vanderbilt Basketball  
Vanderbilt Team High/Low Analysis (as of Dec 05, 2017)  
All games



Vanderbilt - TEAM GAME HIGHS

POINTS	89		USC (11/19/17)
	79		KANSAS STATE (12/03/17)
	79		UNC ASHEVILLE (11/17/17)
	74		RADFORD (11/28/17)
	73		AUSTIN PEAY (11/10/17)
FIELD GOALS MADE	29		USC (11/19/17)
	26		AUSTIN PEAY (11/10/17)
FIELD GOAL ATTEMPTS	58		AUSTIN PEAY (11/10/17)
	57		USC (11/19/17)
FIELD GOAL PERCENTAGE	.509	(29-57)	USC (11/19/17)
	.472	(25-53)	UNC ASHEVILLE (11/17/17)
3 PT FIELD GOALS MADE	11		USC (11/19/17)
	10		KANSAS STATE (12/03/17)
3 PT FG ATTEMPTS	27		RADFORD (11/28/17)
	25		KANSAS STATE (12/03/17)
	25		AUSTIN PEAY (11/10/17)
3 PT FG PERCENTAGE	.478	(11-23)	USC (11/19/17)
	.400	(10-25)	KANSAS STATE (12/03/17)
FREE THROWS MADE	23		KANSAS STATE (12/03/17)
	23		RADFORD (11/28/17)
FREE THROW ATTEMPTS	33		KANSAS STATE (12/03/17)
	31		RADFORD (11/28/17)
	31		at Belmont (11/13/17)
FREE THROW PERCENTAGE	.889	(16-18)	vs Seton Hall (11/24/17)
	.759	(22-29)	UNC ASHEVILLE (11/17/17)
REBOUNDS	39		vs Seton Hall (11/24/17)
	39		at Belmont (11/13/17)
	39		AUSTIN PEAY (11/10/17)
ASSISTS	17		AUSTIN PEAY (11/10/17)
	15		UNC ASHEVILLE (11/17/17)
STEALS	8		AUSTIN PEAY (11/10/17)
	6		RADFORD (11/28/17)
BLOCKED SHOTS	6		AUSTIN PEAY (11/10/17)
	5		KANSAS STATE (12/03/17)
	5		UNC ASHEVILLE (11/17/17)
TURNOVERS	16		vs Seton Hall (11/24/17)
	16		USC (11/19/17)
FOULS	26		at Belmont (11/13/17)
	25		KANSAS STATE (12/03/17)



2017-18 Vanderbilt Basketball  
Vanderbilt High/Low Analysis (as of Dec 05, 2017)  
All games



Opponent - GAME HIGHS

POINTS	93		USC (11/19/17)
	84		KANSAS STATE (12/03/17)
	76		UNC ASHEVILLE (11/17/17)
	72		vs Seton Hall (11/24/17)
	69		at Belmont (11/13/17)
FIELD GOALS MADE	33		USC (11/19/17)
	29		KANSAS STATE (12/03/17)
FIELD GOAL ATTEMPTS	67		USC (11/19/17)
	64		UNC ASHEVILLE (11/17/17)
FIELD GOAL PERCENTAGE	.580	(29-50)	KANSAS STATE (12/03/17)
	.493	(33-67)	USC (11/19/17)
3 PT FIELD GOALS MADE	12		USC (11/19/17)
	10		vs Virginia (11/23/17)
3 PT FG ATTEMPTS	27		at Belmont (11/13/17)
	26		USC (11/19/17)
3 PT FG PERCENTAGE	.476	(10-21)	vs Virginia (11/23/17)
	.462	(12-26)	USC (11/19/17)
FREE THROWS MADE	22		KANSAS STATE (12/03/17)
	19		at Belmont (11/13/17)
FREE THROW ATTEMPTS	26		at Belmont (11/13/17)
	24		KANSAS STATE (12/03/17)
	24		vs Seton Hall (11/24/17)
FREE THROW PERCENTAGE	.938	(15-16)	USC (11/19/17)
	.917	(22-24)	KANSAS STATE (12/03/17)
REBOUNDS	42		vs Virginia (11/23/17)
	36		UNC ASHEVILLE (11/17/17)
ASSISTS	21		vs Virginia (11/23/17)
	12		KANSAS STATE (12/03/17)
	12		UNC ASHEVILLE (11/17/17)
STEALS	8		UNC ASHEVILLE (11/17/17)
	6		KANSAS STATE (12/03/17)
BLOCKED SHOTS	8		vs Virginia (11/23/17)
	5		vs Seton Hall (11/24/17)
TURNOVERS	17		AUSTIN PEAY (11/10/17)
	14		UNC ASHEVILLE (11/17/17)
FOULS	27		at Belmont (11/13/17)
	26		USC (11/19/17)



2017-18 Vanderbilt Basketball  
Vanderbilt High/Low Analysis (as of Dec 05, 2017)  
All games



Vanderbilt - GAME LOWS

POINTS	42		vs Virginia (11/23/17)
	59		vs Seton Hall (11/24/17)
	60		at Belmont (11/13/17)
	73		AUSTIN PEAY (11/10/17)
	74		RADFORD (11/28/17)
FIELD GOALS MADE	12		vs Virginia (11/23/17)
	17		at Belmont (11/13/17)
FIELD GOAL ATTEMPTS	48		at Belmont (11/13/17)
	50		KANSAS STATE (12/03/17)
FIELD GOAL PERCENTAGE	.231	(12-52)	vs Virginia (11/23/17)
	.339	(19-56)	vs Seton Hall (11/24/17)
3 PT FIELD GOALS MADE	4		at Belmont (11/13/17)
	4		vs Virginia (11/23/17)
3 PT FG ATTEMPTS	18		vs Virginia (11/23/17)
	19		UNC ASHEVILLE (11/17/17)
3 PT FG PERCENTAGE	.174	(4-23)	at Belmont (11/13/17)
	.208	(5-24)	vs Seton Hall (11/24/17)
FREE THROWS MADE	12		AUSTIN PEAY (11/10/17)
	14		vs Virginia (11/23/17)
FREE THROW ATTEMPTS	18		vs Seton Hall (11/24/17)
	19		AUSTIN PEAY (11/10/17)
	19		vs Virginia (11/23/17)
FREE THROW PERCENTAGE	.632	(12-19)	AUSTIN PEAY (11/10/17)
	.697	(23-33)	KANSAS STATE (12/03/17)
REBOUNDS	32		UNC ASHEVILLE (11/17/17)
	33		KANSAS STATE (12/03/17)
ASSISTS	5		at Belmont (11/13/17)
	7		vs Virginia (11/23/17)
	7		vs Seton Hall (11/24/17)
STEALS	2		vs Seton Hall (11/24/17)
	3		at Belmont (11/13/17)
BLOCKED SHOTS	0		USC (11/19/17)
	2		at Belmont (11/13/17)
	2		vs Virginia (11/23/17)
	2		vs Seton Hall (11/24/17)
TURNOVERS	8		RADFORD (11/28/17)
	9		vs Virginia (11/23/17)
FOULS	13		vs Virginia (11/23/17)
	15		UNC ASHEVILLE (11/17/17)



2017-18 Vanderbilt Basketball  
Vanderbilt High/Low Analysis (as of Dec 05, 2017)  
All games



Opponent - GAME LOWS

POINTS	54		AUSTIN PEAY (11/10/17)
	62		RADFORD (11/28/17)
	68		vs Virginia (11/23/17)
	69		at Belmont (11/13/17)
	72		vs Seton Hall (11/24/17)
FIELD GOALS MADE	22		AUSTIN PEAY (11/10/17)
	22		at Belmont (11/13/17)
FIELD GOAL ATTEMPTS	50		KANSAS STATE (12/03/17)
	54		AUSTIN PEAY (11/10/17)
	54		at Belmont (11/13/17)
FIELD GOAL PERCENTAGE	.393	(24-61)	RADFORD (11/28/17)
	.407	(22-54)	AUSTIN PEAY (11/10/17)
	.407	(22-54)	at Belmont (11/13/17)
3 PT FIELD GOALS MADE	3		AUSTIN PEAY (11/10/17)
	4		vs Seton Hall (11/24/17)
	4		KANSAS STATE (12/03/17)
3 PT FG ATTEMPTS	12		KANSAS STATE (12/03/17)
	13		AUSTIN PEAY (11/10/17)
3 PT FG PERCENTAGE	.222	(4-18)	vs Seton Hall (11/24/17)
	.222	(6-27)	at Belmont (11/13/17)
FREE THROWS MADE	4		vs Virginia (11/23/17)
	7		AUSTIN PEAY (11/10/17)
	7		RADFORD (11/28/17)
FREE THROW ATTEMPTS	6		vs Virginia (11/23/17)
	11		RADFORD (11/28/17)
FREE THROW PERCENTAGE	.583	(7-12)	AUSTIN PEAY (11/10/17)
	.583	(14-24)	vs Seton Hall (11/24/17)
REBOUNDS	21		KANSAS STATE (12/03/17)
	28		USC (11/19/17)
ASSISTS	8		at Belmont (11/13/17)
	8		USC (11/19/17)
STEALS	1		RADFORD (11/28/17)
	3		USC (11/19/17)
	3		vs Virginia (11/23/17)
BLOCKED SHOTS	1		AUSTIN PEAY (11/10/17)
	1		at Belmont (11/13/17)
	1		RADFORD (11/28/17)
TURNOVERS	6		USC (11/19/17)
	7		vs Virginia (11/23/17)
	7		KANSAS STATE (12/03/17)
FOULS	16		vs Seton Hall (11/24/17)
	17		vs Virginia (11/23/17)



2017-18 Vanderbilt Basketball  
 Vanderbilt Player High/Low Analysis (as of Dec 05, 2017)  
 All games



Vanderbilt - INDIVIDUAL GAME HIGHS

Points	31		FISHER-DAVIS, M. vs USC (11/19/17)
	27		LACHANCE, Riley vs Radford (11/28/17)
	22		ROBERSON, Jeff vs Kansas State (12/03/17)
	20		ROBERSON, Jeff vs Seton Hall (11/24/17)
	19		LEE, Saben vs Kansas State (12/03/17)
	19		LACHANCE, Riley vs USC (11/19/17)
	19		LEE, Saben at Belmont (11/13/17)
Field Goals Made	9		FISHER-DAVIS, M. vs USC (11/19/17)
	7		LACHANCE, Riley vs Radford (11/28/17)
	7		LACHANCE, Riley vs USC (11/19/17)
Field Goal Att.	18		FISHER-DAVIS, M. vs USC (11/19/17)
	14		LACHANCE, Riley vs USC (11/19/17)
FG Pct (min 5 made)	.833	(5-6)	BAPTISTE, Djery vs UNC Asheville (11/17/17)
	.750	(6-8)	ROBERSON, Jeff vs Kansas State (12/03/17)
3-Point FG Made	6		FISHER-DAVIS, M. vs USC (11/19/17)
	4		ROBERSON, Jeff vs Kansas State (12/03/17)
	4		LACHANCE, Riley vs USC (11/19/17)
	4		LACHANCE, Riley vs UNC Asheville (11/17/17)
3-Point FG Att.	13		FISHER-DAVIS, M. vs USC (11/19/17)
	9		FISHER-DAVIS, M. vs Radford (11/28/17)
3-Pt FG Pct (min 2 made)	1.000	(4-4)	ROBERSON, Jeff vs Kansas State (12/03/17)
	.800	(4-5)	LACHANCE, Riley vs USC (11/19/17)
Free Throws Made	12		LEE, Saben vs Kansas State (12/03/17)
	10		LACHANCE, Riley vs Radford (11/28/17)
Free Throw Att.	17		LEE, Saben vs Kansas State (12/03/17)
	11		LEE, Saben at Belmont (11/13/17)
FT Pct (min 3 made)	1.000	(10-10)	LACHANCE, Riley vs Radford (11/28/17)
	1.000	(8-8)	ROBERSON, Jeff vs Seton Hall (11/24/17)
	1.000	(8-8)	ROBERSON, Jeff vs UNC Asheville (11/17/17)
	1.000	(6-6)	FISHER-DAVIS, M. at Belmont (11/13/17)
	1.000	(6-6)	ROBERSON, Jeff at Belmont (11/13/17)
	1.000	(5-5)	FISHER-DAVIS, M. vs UNC Asheville (11/17/17)
	1.000	(4-4)	ROBERSON, Jeff vs Virginia (11/23/17)
	1.000	(3-3)	OBINNA, Ejike vs Virginia (11/23/17)
Rebounds	13		ROBERSON, Jeff vs Seton Hall (11/24/17)
	12		ROBERSON, Jeff vs UNC Asheville (11/17/17)
	12		ROBERSON, Jeff at Belmont (11/13/17)
Assists	7		LEE, Saben vs Austin Peay (11/10/17)
	6		AUSTIN, JR., Larry vs USC (11/19/17)
Steals	2		ROBERSON, Jeff vs Kansas State (12/03/17)
	2		TOYE, Joe vs Radford (11/28/17)
	2		LACHANCE, Riley vs Radford (11/28/17)
	2		FISHER-DAVIS, M. vs Seton Hall (11/24/17)
	2		FISHER-DAVIS, M. vs USC (11/19/17)
	2		ROBERSON, Jeff vs UNC Asheville (11/17/17)
	2		FISHER-DAVIS, M. at Belmont (11/13/17)
	2		ROBERSON, Jeff vs Austin Peay (11/10/17)
	2		WILLIS, Payton vs Austin Peay (11/10/17)
	2		BAPTISTE, Djery vs Austin Peay (11/10/17)
	2		BROWN, Clevon vs Austin Peay (11/10/17)
Blocked Shots	3		BROWN, Clevon vs Austin Peay (11/10/17)
	2		BAPTISTE, Djery vs Kansas State (12/03/17)
	2		ROBERSON, Jeff vs Kansas State (12/03/17)



2017-18 Vanderbilt Basketball  
Vanderbilt Opponent High/Low Analysis (as of Dec 05, 2017)  
All games



OPPONENT INDIVIDUAL GAME HIGHS

Points	35		McLaughlin, Jordan vs USC (11/19/17)
	27		RODRIGUEZ, Desi vs Seton Hall (11/24/17)
	24		WINDLER, Dylan at Belmont (11/13/17)
	23		Metu, Chimezie vs USC (11/19/17)
	22		EGEKEZE, Amanze at Belmont (11/13/17)
Field Goals Made	12		RODRIGUEZ, Desi vs Seton Hall (11/24/17)
	12		McLaughlin, Jordan vs USC (11/19/17)
Field Goal Att.	22		Metu, Chimezie vs USC (11/19/17)
	21		RODRIGUEZ, Desi vs Seton Hall (11/24/17)
FG Pct (min 5 made)	.727	(8-11)	SNEED, Xavier vs Kansas State (12/03/17)
	.714	(5-7)	DIAKITE, Mamadi vs Virginia (11/23/17)
3-Point FG Made	5		McLaughlin, Jordan vs USC (11/19/17)
	4		GUY, Kyle vs Virginia (11/23/17)
	4		JEROME, Ty vs Virginia (11/23/17)
3-Point FG Att.	11		McLaughlin, Jordan vs USC (11/19/17)
	7		POWELL, Myles vs Seton Hall (11/24/17)
	7		GUY, Kyle vs Virginia (11/23/17)
	7		JEROME, Ty vs Virginia (11/23/17)
	7		Boatwright, Bennie vs USC (11/19/17)
	7		TEAGUE, MaCio vs UNC Asheville (11/17/17)
	7		EGEKEZE, Amanze at Belmont (11/13/17)
3-Pt FG Pct (min 2 made)	1.000	(2-2)	BRADFORD, Christian vs Radford (11/28/17)
	.667	(2-3)	WNUK, Alec vs UNC Asheville (11/17/17)
	.667	(2-3)	TAYLOR, Terry vs Austin Peay (11/10/17)
Free Throws Made	7		EGEKEZE, Amanze at Belmont (11/13/17)
	6		STOKES, Kamau vs Kansas State (12/03/17)
	6		McLaughlin, Jordan vs USC (11/19/17)
Free Throw Att.	9		DELGADO, Angel vs Seton Hall (11/24/17)
	8		EGEKEZE, Amanze at Belmont (11/13/17)
FT Pct (min 3 made)	1.000	(6-6)	STOKES, Kamau vs Kansas State (12/03/17)
	1.000	(6-6)	McLaughlin, Jordan vs USC (11/19/17)
	1.000	(5-5)	BROWN, Barry vs Kansas State (12/03/17)
	1.000	(4-4)	SNEED, Xavier vs Kansas State (12/03/17)
	1.000	(4-4)	Metu, Chimezie vs USC (11/19/17)
	1.000	(4-4)	VANNATTA, Kevin vs UNC Asheville (11/17/17)
	1.000	(3-3)	TEAGUE, MaCio vs UNC Asheville (11/17/17)
Rebounds	12		POLITE JR, Ed vs Radford (11/28/17)
	11		WINDLER, Dylan at Belmont (11/13/17)
Assists	6		STOKES, Kamau vs Kansas State (12/03/17)
	6		FIELDS JR, Travis vs Radford (11/28/17)
	6		LUKE, Austin at Belmont (11/13/17)
Steals	4		THOMAS, Ahmad vs UNC Asheville (11/17/17)
	3		SNEED, Xavier vs Kansas State (12/03/17)
	3		IVORY, Tre' vs Austin Peay (11/10/17)
Blocked Shots	4		SANOOGO, Ismael vs Seton Hall (11/24/17)
	4		WILKINS, Isaiah vs Virginia (11/23/17)
Turnovers	6		WNUK, Alec vs UNC Asheville (11/17/17)
	4		LUKE, Austin at Belmont (11/13/17)
	4		UGBA, Averyl vs Austin Peay (11/10/17)
	4		IVORY, Tre' vs Austin Peay (11/10/17)
Fouls	5		WADE, Dean vs Kansas State (12/03/17)
	5		HOLLAND, Devontte vs Radford (11/28/17)
	5		Boatwright, Bennie vs USC (11/19/17)