



**Vanderbilt (11-17, 5-10) vs. Texas A&M (17-11, 6-9)  
Nashville, Tenn. - Memorial Gym - 3 p.m. CT**

**TV Talent:** Beth Mowins (pxp), Jimmy Dykes (analyst)

**Radio:** Vanderbilt Radio Network from IMG College, vucommidores.com

**Radio Talent:** Joe Fisher (pxp), Tim Thompson (analyst)

**Satellite Radio:** Sirius 138, XM 191

**Live Stats:** vucommidores.com

**Twitter Updates:** @VandyMBB

**Vanderbilt Athletic Communications**

2601 Jess Neely Drive, Nashville, TN 37212

phone: 615-322-4121

www.vucommidores.com

**VANDERBILT SCHEDULE/RESULTS**

**NOVEMBER**

Date	VU	Opp	Opponent	Time/Result	TV/Rec.
Nov. 10	-	-	Austin Peay#	W, 73-54	1-0
Nov. 13	-	-	Belmont	L, 60-69	1-1
Nov. 17	-	-	UNC Asheville#	W, 79-76	2-1
Nov. 19	-	10/10	USC	L, 89-93 OT	2-2
Nov. 23	-	RV/25	Virginia	L, 42-68	2-3
Nov. 24	-	20/20	Seton Hall	L, 59-72	2-4

**NIT Season Tip-Off, Brooklyn, N.Y.**

Nov. 28	-	-	Radford	W, 74-62	3-4
---------	---	---	---------	----------	-----

**DECEMBER**

Date	VU	Opp	Opponent	Time	TV/Rec.
Dec. 3	-	-	Kansas State	L, 79-84	3-5
Dec. 6	-	-	M. Tennessee	L, 63-66	3-6
Dec. 17	-	5/6	Arizona State	L, 64-76	3-7
Dec. 20	-	-	Houston Baptist	W, 81-48	4-7
Dec. 22	-	-	Alcorn State	W, 92-51	5-7
Dec. 30	-	-	Florida*	L, 74-81	5-8, 0-1

**JANUARY**

Date	VU	Opp	Opponent	Time	TV/Rec.
Jan. 2	-	-	Alabama*	W, 76-75	6-8, 1-1
Jan. 6	-	-	S. Carolina*	L, 60-71	6-9, 1-2
Jan. 9	-	24/23	Tennessee*	L, 84-92	6-10, 1-3
Jan. 13	-	21/20	Kentucky*	L, 67-74	6-11, 1-4
Jan. 16	-	-	Miss. State*	L, 62-80	6-12, 1-5
Jan. 20	-	-	LSU*	W, 77-71	7-12, 2-5
Jan. 23	-	22/21	Tennessee*	L, 62-67	7-13, 2-6
Jan. 27	-	RV/RV	TCU%	W, 81-78	8-13
Jan. 30	-	21/22	Kentucky*	L, 81-83 OT	8-14, 2-7

**FEBRUARY**

Date	VU	Opp	Opponent	Time	TV/Rec.
Feb. 3	-	11/13	Auburn*	L, 81-93	8-15, 2-8
Feb. 7	-	-	Georgia*	W, 81-66	9-15, 3-8
Feb. 10	-	-	Arkansas*	L, 54-72	9-16, 3-9
Feb. 14	-	-	Miss. State*	W, 81-80	10-16, 4-9
Feb. 17	-	-	Florida*	W, 71-68	11-16, 5-9
Feb. 20	-	-	LSU*	L, 78-88	11-17, 5-10
Feb. 24	-	-	Texas A&M*	3 p.m.	ESPN2
Feb. 27	-	-	Missouri*	6 p.m.	ESPN2



**MARCH**

Date	VU	Opp	Opponent	Time	TV/Rec.
Mar. 3	-	-	Ole Miss*	7:30 p.m.	SECN

**ALL TIMES CENTRAL**

RANKINGS: AP/ESPN \*SEC GAME; #NIT Season Tip-Off, Nashville, Tenn.; %SEC/Big 12 Challenge;













**GAME INFORMATION**

 <p><b>2017-18 Record:</b> 11-17, 5-10 SEC <b>Head Coach:</b> Bryce Drew <b>Career Record:</b> 154-82 (7) <b>VU Record:</b> 30-33 (2)</p> <p><b>2017-18 LEADERS</b> <b>Points:</b> Jeff Roberson (16.7) <b>Rebounds:</b> Jeff Roberson (7.1) <b>Assists:</b> Saben Lee (2.9) <b>Blocks:</b> Clewon Brown (1.1)</p>	<p><b>SERIES INFORMATION</b></p> <p><b>Series Record:</b> Vanderbilt leads, 8-2 <b>Last Meeting:</b> VU win, 66-41, on 3/7/17 at SEC Tournament in Nashville <b>Record at Vanderbilt:</b> VU leads, 5-0 <b>Record at TAMU:</b> Tied at 2 <b>Record at Neutral Site:</b> VU leads, 1-0 <b>Coach Drew vs. TAMU:</b> Coach Drew is 3-0 against Texas A&amp;M</p>	 <p><b>2017-18 Record:</b> 17-11, 6-9 SEC <b>Head Coach:</b> Billy Kennedy <b>Career Record:</b> 343-275 (20) <b>TAMU Record:</b> 132-96 (7)</p> <p><b>2017-18 LEADERS</b> <b>Points:</b> Tyler Davis (14.4) <b>Rebounds:</b> Robert Williams (9.6) <b>Assists:</b> D.J. Hogg (2.8) <b>Blocks:</b> Robert Williams (2.6)</p>
---	---	---

**QUICK HITTERS**

- ★ The Commodores dropped to 11-17 on the season and 5-10 in SEC play after losing to LSU Tuesday in Baton Rouge, 88-78. Senior Riley LaChance scored 26 points, one shy of his career high, to lead Vanderbilt. Senior Jeff Roberson added 20 points, and freshman Saben Lee chipped in 15 points for the Commodores.
- ★ Vanderbilt has won their last five at Memorial Gym after the Florida win on January 17.
- ★ Roberson was named the SEC Player of the Week for his performance last week in two Vanderbilt wins. The 6'6 forward from Houston averaged 24 points, nine rebounds and two assists for the week.
- ★ Roberson is having quite the season for the Commodores. The senior is fifth in the league in scoring (16.7), fifth in rebounding (7.1), 3rd in free throw percentage (.852), and second in the SEC in 20-point games in SEC games only with eight (Daryl Macon has 10). His eight double-doubles is also third in the SEC.
- ★ The 6'6 senior from Houston is having an All-SEC First Team type of season - if selected to the first team, he would have a higher rebounding average than any first-team Commodore selection since Will Perdue in 1988 when he averaged 10.1 rebounds per game. Vanderbilt has had 19 first-team All-SEC selections since Perdue. Roberson's scoring average is the highest by a Commodore player since John Jenkins averaged 19.9 points per game in 2012.
- ★ Roberson is also eighth on Vanderbilt's all-time total rebounding list with 727, with Bill Depp (1959-61) up next in seventh with 747 career rebounds.
- ★ In all, Roberson has scored 20 or more points in 12 games this year and LaChance in six.
- ★ Freshman Saben Lee now has 34 steals for the season, three more than Roberson's team-best total for the season in 2016-17 (29). Lee is 8th in the SEC in steals (1.3) in league games only.
- ★ LaChance is now 17th on Vanderbilt's all-time scoring list (1,408 points), while Roberson is 26th on the list with 1,298 points.
- ★ LaChance is fifth in all games in the SEC in three-point field goal percentage (.408), 8th in 3FG made (2.3) and fourth in assist-to-turnover ratio (2.5), and in league games only, he is 5th in assist-to-turnover ratio (2.1), seventh in assists (3.8), 10th in 3FG% (.378) and sixth in 3FG made (2.1).
- ★ The Commodores defeated Texas A&M three times last year and have never lost to the Aggies at Memorial Gym (5-0).
- ★ Roberson, LaChance and Matthew Fisher-Davis are all members of Vanderbilt's 1,000-point club. There has been only one other class of Vanderbilt players to have three 1,000-point scorers - the vaunted "F Troop" - Butch Feher, Joe Ford and Jeff Fosnes in 1976.
- ★ Fisher-Davis is out for the season with a shoulder injury he suffered against Kentucky on January 13.
- ★ LaChance, Roberson and Fisher-Davis are second, third and fourth, respectively, among current players in SEC in career scoring. Georgia's Yante Maten is the conference's current career leader.
- ★ LaChance, who has 411 career assists, is now eighth on Vanderbilt's all-time assist list after surpassing Drew Maddux against Georgia (394 career assists). Jermaine Beal is seventh on the list with 421 assists.
- ★ The Commodores have already played nine games this season against a ranked opponent - USC (#10/#10), Virginia (RV/#25), Seton Hall (#20/#20), Arizona State (#5/#6), Tennessee (#24/#23; #22/#21), Kentucky (#21/#20; #21/#22) and Auburn (#11/#13) the most in the SEC. The four ranked non-conference opponents are the most by a Commodore team since 1988, when Vanderbilt also played four (11/22 - # 2 Michigan, L, 66-91; 11/27 - #16 Ohio State, L, 82-97; 11/30 - #13 Louisville, W, 65-62; 12/7 - #8 North Carolina, L, 77-89).
- ★ KenPom.com has Vanderbilt with the number three strength of schedule on February 22. VU had the strongest schedule in the nation in 2016-17.



0		<p><b>SABEN LEE</b> G ★ 6-2 ★ 174 ★ Fr. ★ Phoenix, Ariz.</p> <table border="1"> <thead> <tr> <th>PPG</th> <th>RPG</th> <th>APG</th> <th>SPG</th> <th>BPG</th> <th>MPG</th> </tr> </thead> <tbody> <tr> <td>10.2</td> <td>2.6</td> <td>2.9</td> <td>1.2</td> <td>0.2</td> <td>26.0</td> </tr> </tbody> </table>	PPG	RPG	APG	SPG	BPG	MPG	10.2	2.6	2.9	1.2	0.2	26.0	<p><b>NOTES:</b> 6'2 guard from Phoenix, Ariz...Made 25 starts so far in 2017-18...Scored a career-high 24 points at Arizona State...Scored in double figures 14 times this year, and nine of 15 league games...9th in SEC in steals ...Son of former FSU/NFL great Amp Lee.</p>	<p><b>CAREER HIGHS</b> <b>Pts.</b> - 24, vs. Ariz. St. (12/17/17) <b>Rebs.</b> - 8, at Belmont (11/13/17) <b>Ast.</b> - 7, vs. Austin Peay (11/10/17) <b>Min.</b> - 38, vs. Ariz. St. (12/17/17)</p>
PPG	RPG	APG	SPG	BPG	MPG											
10.2	2.6	2.9	1.2	0.2	26.0											
1		<p><b>PAYTON WILLIS</b> G ★ 6-4 ★ 182 ★ So. ★ Fayetteville, Ark.</p> <table border="1"> <thead> <tr> <th>PPG</th> <th>RPG</th> <th>APG</th> <th>SPG</th> <th>BPG</th> <th>MPG</th> </tr> </thead> <tbody> <tr> <td>5.1</td> <td>2.0</td> <td>1.3</td> <td>0.4</td> <td>0.1</td> <td>18.4</td> </tr> </tbody> </table>	PPG	RPG	APG	SPG	BPG	MPG	5.1	2.0	1.3	0.4	0.1	18.4	<p><b>NOTES:</b> Made 3rd start of season at Tennessee... Scored season-high 15 points, with career-high 5 made threes against Miss. State...Played career-high 35 minutes vs. LSU...3rd Commodore from Arkansas and 1st since Ralph Childs (1955-56).</p>	<p><b>CAREER HIGHS</b> <b>Pts.</b> - 17, vs. Butler (11/24/16) <b>Rebs.</b> - 6, at Arkansas (2/10/18) <b>Ast.</b> - 8, vs. Santa Clara (11/25/16) <b>Min.</b> - 35, vs. LSU (1/20/18)</p>
PPG	RPG	APG	SPG	BPG	MPG											
5.1	2.0	1.3	0.4	0.1	18.4											
2		<p><b>JOE TOYE</b> G/F ★ 6-7 ★ 206 ★ Jr. ★ Chicago, Ill.</p> <table border="1"> <thead> <tr> <th>PPG</th> <th>RPG</th> <th>APG</th> <th>SPG</th> <th>BPG</th> <th>MPG</th> </tr> </thead> <tbody> <tr> <td>6.1</td> <td>2.1</td> <td>0.9</td> <td>0.3</td> <td>0.3</td> <td>18.9</td> </tr> </tbody> </table>	PPG	RPG	APG	SPG	BPG	MPG	6.1	2.1	0.9	0.3	0.3	18.9	<p><b>NOTES:</b> Tied season high with 16 points vs. Miss. St. - also added 6 rebs. and 4 assists...Scored 16 points at Kentucky...Scored 13 points vs. Florida in Nashville... Played in all 33 games in 2016-17...Set new career high with 18 points vs. TAMU in 2017 SEC Tournament.</p>	<p><b>CAREER HIGHS</b> <b>Pts.</b> - 18, vs. TAMU (3/9/17) <b>Rebs.</b> - 6, 3x, last vs. MSU (2/14/18) <b>Ast.</b> - 4, 2x, last vs. MSU (2/14/18) <b>Min.</b> - 38, vs. Florida (3/10/17)</p>
PPG	RPG	APG	SPG	BPG	MPG											
6.1	2.1	0.9	0.3	0.3	18.9											
3		<p><b>LARRY AUSTIN, JR.</b> G ★ 6-2 ★ 182 ★ Jr. ★ Springfield, Ill.</p> <table border="1"> <thead> <tr> <th>PPG</th> <th>RPG</th> <th>APG</th> <th>SPG</th> <th>BPG</th> <th>MPG</th> </tr> </thead> <tbody> <tr> <td>2.8</td> <td>1.6</td> <td>1.1</td> <td>0.2</td> <td>0.1</td> <td>11.9</td> </tr> </tbody> </table>	PPG	RPG	APG	SPG	BPG	MPG	2.8	1.6	1.1	0.2	0.1	11.9	<p><b>NOTES:</b> Sat out last year after transferring from Xavier University... Tallied 8 points at Arkansas...Scored career-high 13 points and dished out career-best 6 assists vs. USC...Also played a career-high 32 minutes vs. USC... Played 60 games with the Musketeers from 2014-16.</p>	<p><b>CAREER HIGHS</b> <b>Pts.</b> - 13, vs. USC (11/19/17) <b>Rebs.</b> - 6, vs. Wright St. (12/8/15) <b>Ast.</b> - 6, vs. USC (11/19/17) <b>Min.</b> - 32, vs. USC (11/19/17)</p>
PPG	RPG	APG	SPG	BPG	MPG											
2.8	1.6	1.1	0.2	0.1	11.9											
5		<p><b>MATTHEW FISHER-DAVIS</b> G ★ 6-5 ★ 186 ★ Sr. ★ Charlotte, N.C.</p> <table border="1"> <thead> <tr> <th>PPG</th> <th>RPG</th> <th>APG</th> <th>SPG</th> <th>BPG</th> <th>MPG</th> </tr> </thead> <tbody> <tr> <td>11.9</td> <td>5.1</td> <td>1.3</td> <td>1.2</td> <td>0.6</td> <td>27.7</td> </tr> </tbody> </table>	PPG	RPG	APG	SPG	BPG	MPG	11.9	5.1	1.3	1.2	0.6	27.7	<p><b>NOTES:</b> Will miss rest of season with injured right shoulder...Scored season-high 31 points against USC; also tied career high with 11 rebounds... Made 269 career three pointers, 6th all-time at VU...31st on VU's all-time scoring list with 1,219 points.</p>	<p><b>CAREER HIGHS</b> <b>Pts.</b> - 33, vs. Auburn (1/4/17) <b>Rebs.</b> - 11, 2x, last vs. USC (11/19/17) <b>Ast.</b> - 5, at Ole Miss (3/7/15) <b>Min.</b> - 41, at Arkansas (1/5/16)</p>
PPG	RPG	APG	SPG	BPG	MPG											
11.9	5.1	1.3	1.2	0.6	27.7											
10		<p><b>MAXWELL EVANS</b> G ★ 6-2 ★ 186 ★ Fr. ★ Houston, Texas</p> <table border="1"> <thead> <tr> <th>PPG</th> <th>RPG</th> <th>APG</th> <th>SPG</th> <th>BPG</th> <th>MPG</th> </tr> </thead> <tbody> <tr> <td>3.3</td> <td>1.8</td> <td>0.4</td> <td>0.3</td> <td>0.0</td> <td>12.5</td> </tr> </tbody> </table>	PPG	RPG	APG	SPG	BPG	MPG	3.3	1.8	0.4	0.3	0.0	12.5	<p><b>NOTES:</b> Made 12th start at LSU...Scored SEC-high 13 points at Auburn...Tallied career-high 14 points vs. Houston Baptist...Averaged 32.7 points, 7.1 rebounds, 6.5 assists, 3.2 steals, and 2.0 blocks as a senior at Bellaire HS.</p>	<p><b>CAREER HIGHS</b> <b>Pts.</b> - 14, vs. Hou. Baptist (12/20/17) <b>Rebs.</b> - 4, at S.C. (1/6/18) <b>Ast.</b> - 2, vs. UNCA (11/17/17) <b>Min.</b> - 24, vs. Alabama (1/2/18)</p>
PPG	RPG	APG	SPG	BPG	MPG											
3.3	1.8	0.4	0.3	0.0	12.5											
11		<p><b>JEFF ROBERSON</b> F ★ 6-6 ★ 220 ★ Sr. ★ Houston, Texas</p> <table border="1"> <thead> <tr> <th>PPG</th> <th>RPG</th> <th>APG</th> <th>SPG</th> <th>BPG</th> <th>MPG</th> </tr> </thead> <tbody> <tr> <td>16.7</td> <td>7.1</td> <td>1.5</td> <td>0.7</td> <td>0.4</td> <td>33.9</td> </tr> </tbody> </table>	PPG	RPG	APG	SPG	BPG	MPG	16.7	7.1	1.5	0.7	0.4	33.9	<p><b>NOTES:</b> Named SEC POTW on 2/19...Has eight double-doubles on the season...3rd in SEC in double-doubles, 5th in SEC in scoring, 5th in rebounding, 3rd in FT%... Scored in double figures in 66 games in his career... Scored 20+ points in 8 of last 10 games.</p>	<p><b>CAREER HIGHS</b> <b>Pts.</b> - 30, at Auburn (2/3/18) <b>Rebs.</b> - 16, vs. Minnesota (12/3/16) <b>Ast.</b> - 6, vs. Iowa State (1/28/17) <b>Min.</b> - 43, at UK (1/30/18)</p>
PPG	RPG	APG	SPG	BPG	MPG											
16.7	7.1	1.5	0.7	0.4	33.9											
12		<p><b>DJERY BAPTISTE</b> C ★ 6-10 ★ 235 ★ R-So. ★ Gonaives, Haiti</p> <table border="1"> <thead> <tr> <th>PPG</th> <th>RPG</th> <th>APG</th> <th>SPG</th> <th>BPG</th> <th>MPG</th> </tr> </thead> <tbody> <tr> <td>3.4</td> <td>3.8</td> <td>0.2</td> <td>0.3</td> <td>0.9</td> <td>16.2</td> </tr> </tbody> </table>	PPG	RPG	APG	SPG	BPG	MPG	3.4	3.8	0.2	0.3	0.9	16.2	<p><b>NOTES:</b> Made 10th start of the season at Tennessee... Tallied career highs in points (13), field goals made (5), and minutes played (25) vs. UNC Asheville...Grabbed career-high 9 rebounds vs. Kansas State...Speaks four languages.</p>	<p><b>CAREER HIGHS</b> <b>Pts.</b> - 13, vs. UNCA (11/17/17) <b>Rebs.</b> - 9, at Kansas St. (12/3/17) <b>Ast.</b> - 1, at Dayton (12/21/16) <b>Min.</b> - 34, vs. USC (11/19/17)</p>
PPG	RPG	APG	SPG	BPG	MPG											
3.4	3.8	0.2	0.3	0.9	16.2											
13		<p><b>RILEY LACHANCE</b> G ★ 6-2 ★ 185 ★ Sr. ★ Brookfield, Wis.</p> <table border="1"> <thead> <tr> <th>PPG</th> <th>RPG</th> <th>APG</th> <th>SPG</th> <th>BPG</th> <th>MPG</th> </tr> </thead> <tbody> <tr> <td>13.6</td> <td>3.1</td> <td>3.3</td> <td>0.5</td> <td>0.0</td> <td>31.1</td> </tr> </tbody> </table>	PPG	RPG	APG	SPG	BPG	MPG	13.6	3.1	3.3	0.5	0.0	31.1	<p><b>NOTES:</b> Scored game-winning three vs. Miss. St... Tallied a career-high 27 points against Radford...Scored in double figures in 74 career games...7th in SEC in 3FG%...Shot 48.6% last year, 3rd-best 3FG% season in VU history...17th on VU's all-time scoring list with 1,408 pts.</p>	<p><b>CAREER HIGHS</b> <b>Pts.</b> - 27, vs. Radford (11/28/17) <b>Rebs.</b> - 9, vs. Missouri (2/21/15) <b>Ast.</b> - 8, 2x, last vs. MSU (2/14/18) <b>Min.</b> - 42, 2x, last vs. Tenn. (2/11/15)</p>
PPG	RPG	APG	SPG	BPG	MPG											
13.6	3.1	3.3	0.5	0.0	31.1											
14		<p><b>ISAIAH RICE</b> G ★ 5-11 ★ 189 ★ Fr. ★ Indianapolis, Ind.</p> <table border="1"> <thead> <tr> <th>PPG</th> <th>RPG</th> <th>APG</th> <th>SPG</th> <th>BPG</th> <th>MPG</th> </tr> </thead> <tbody> <tr> <td>0.5</td> <td>0.0</td> <td>0.0</td> <td>0.0</td> <td>0.0</td> <td>3.0</td> </tr> </tbody> </table>	PPG	RPG	APG	SPG	BPG	MPG	0.5	0.0	0.0	0.0	0.0	3.0	<p><b>NOTES:</b> Came to Vanderbilt as a walk on after playing at Park Tudor High School in Indianapolis, Ind... Two-year captain who averaged 15.0 points, 3.0 assists, 2.0 rebounds, and 1.0 steals per game in his senior season...Scored first point of his career vs. Alcorn State.</p>	<p><b>CAREER HIGHS</b> <b>Pts.</b> - 1, vs. Alcorn St. (12/22/17) <b>Rebs.</b> - <b>Ast.</b> - <b>Min.</b> - 1, vs. Hou. Baptist (12/20/17)</p>
PPG	RPG	APG	SPG	BPG	MPG											
0.5	0.0	0.0	0.0	0.0	3.0											
15		<p><b>CLEVON BROWN</b> F ★ 6-8 ★ 233 ★ So. ★ San Antonio, Texas</p> <table border="1"> <thead> <tr> <th>PPG</th> <th>RPG</th> <th>APG</th> <th>SPG</th> <th>BPG</th> <th>MPG</th> </tr> </thead> <tbody> <tr> <td>3.6</td> <td>3.0</td> <td>0.2</td> <td>0.3</td> <td>1.1</td> <td>16.1</td> </tr> </tbody> </table>	PPG	RPG	APG	SPG	BPG	MPG	3.6	3.0	0.2	0.3	1.1	16.1	<p><b>NOTES:</b> Made third start of his career at South Carolina...Had 6 points and 3 rebounds vs. Tennessee... Scored a career-high 13 points in win over Austin Peay... Ranked as the 9th-best player in the state of Texas out of HS...Made first career start against Seton Hall.</p>	<p><b>CAREER HIGHS</b> <b>Pts.</b> - 13, vs. Austin Peay (11/10/17) <b>Rebs.</b> - 6, 2x, last at UF (12/30/17) <b>Ast.</b> - 1, 3x, last vs. MT (12/6/17) <b>Min.</b> - 31, at UK (1/30/18)</p>
PPG	RPG	APG	SPG	BPG	MPG											
3.6	3.0	0.2	0.3	1.1	16.1											
50		<p><b>EJIKE OBINNA</b> F/C ★ 6-10 ★ 234 ★ Fr. ★ Enugu, Nigeria</p> <table border="1"> <thead> <tr> <th>PPG</th> <th>RPG</th> <th>APG</th> <th>SPG</th> <th>BPG</th> <th>MPG</th> </tr> </thead> <tbody> <tr> <td>2.9</td> <td>2.2</td> <td>0.0</td> <td>0.1</td> <td>0.1</td> <td>9.3</td> </tr> </tbody> </table>	PPG	RPG	APG	SPG	BPG	MPG	2.9	2.2	0.0	0.1	0.1	9.3	<p><b>NOTES:</b> 6'10 center originally from Enugu, Nigeria, who attended the Virginia Academy in Ashburn, Va... was a 4-star prospect by ESPN.com and Rivals.com... Made 12 starts this season...Scored career-high 14 points at Miss. State in 22 minutes of action.</p>	<p><b>CAREER HIGHS</b> <b>Pts.</b> - 14, at Miss. State (1/16/18) <b>Rebs.</b> - 7, vs. Virginia (11/23/17) <b>Ast.</b> - <b>Min.</b> - 22, at Miss. State (1/16/18)</p>
PPG	RPG	APG	SPG	BPG	MPG											
2.9	2.2	0.0	0.1	0.1	9.3											



**IBAS**

HENRY  
GENE  
MOE  
CLARENCE

1,632  
WINS

**SUTTONS**

EDDIE  
SCOTT  
SEAN

1,173  
WINS

**DREWS**

HOMER  
SCOTT  
BRYCE

1,107  
WINS

**ALL-TIME  
WINNINGEST COLLEGIATE  
COACHING FAMILIES**

The Drew family is now third on the all-time winningest collegiate coaching family in college basketball history with 1,107 wins.

- Homer Drew - 640**  
(Bethel College - 252; IU-South Bend - 17; Valparaiso - 371)
- Scott Drew - 313**  
(Valparaiso - 20; Baylor - 292)
- Bryce Drew - 154**  
(Valparaiso - 124; Vanderbilt -29)

**ABOUT TEXAS A&M**

**QUICK FACTS**

**Location** ..... College Station, Texas  
**Founded** ..... 1872  
**Conference**..... SEC  
**Enrollment**.....68,625  
**Nickname**.....Aggies  
**Colors**..... Maroon and White  
**Home Arena** ..... Reed Arena (12,989)  
**President**.....Michael K. Young  
**Athletics Director**..... Scott Woodward

**Basketball Staff**  
**Head Coach** ..... Billy Kennedy  
**Record Overall** .....343-275 (20)  
**Record at Texas A&M** ..... 132-96 (7)  
**Assistant Coaches** ..... Amir Abdur-Rahim,  
 ..... Isaac Chew, Ulric Maligi

- ★ Texas A&M enters the game with a 17-11 overall record and a 6-9 mark in SEC play. The Aggies lost to Mississippi State in their last time out, 91-83, on Tuesday at Reed Arena.
- ★ Vanderbilt won all three meetings between the two schools last year. The Commodores are 5-0 all-time against the Aggies at Memorial Gym.
- ★ Tyler Davis (14.4) leads the Aggies in scoring, with Admon Gilder (12.1), D.J. Hogg (11.2), and Robert Williams (11.2) each adding double figures for Texas A&M.
- ★ Three Commodores hail from the state of Texas. Jeff Roberson and Maxwell Evans are from Houston, and Clevon Brown is from San Antonio.

**STAT COMPARISON**

	VU		TAMU	
	All	SEC	All	SEC
Record	11-17	5-10	17-11	6-9
Scoring Offense	72.3	72.6	75.4	71.0
Scoring Defense	73.5	77.4	69.9	73.6
Scoring Margin	-1.2	-4.8	+5.6	-2.6
FG%	.434	.446	.461	.444
FG% Defense	.461	.485	.402	.432
3FG%	.339	.349	.327	.300
3FG% Defense	.369	.433	.321	.363
Free Throw %	.747	.751	.675	.630
Rebounding	33.9	32.1	41.2	38.2
Rebounding Margin	+0.5	-0.7	+6.1	+2.8
Turnovers/game	11.8	11.5	13.8	13.1
Opponent Turnovers	10.0	9.1	11.0	10.3
Steals	4.7	4.1	5.6	4.8
Blocks	3.4	3.1	6.0	5.4

**A COMMODORE WIN WOULD...**

- ★ Be Vanderbilt's 12th win of the season and 12th at Memorial Gym.
- ★ Be Vanderbilt's 4th consecutive win over Texas A&M.
- ★ Move the Commodores record to 6-0 against the Aggies at Memorial Gym.

**VU Staff Can Score**

The Vanderbilt men's basketball staff has combined to score a total of 5,486 collegiate points, with head coach Bryce Drew leading the way with 2,142 points. Here's a breakdown of the staff's scoring totals.

Head Coach Bryce Drew, Valparaiso	2,142
Asst. Coach Casey Shaw, Toledo	1,562
Assoc. Head Coach Roger Powell, Jr., Illinois	1,178
Asst. Coach Jake Diebler, Valparaiso	586
<b>Total</b>	<b>5,468</b>

**Memorial Gym = 1,000**

The matchup with Texas A&M last season on February 16 was the 1,000th game of record played in Memorial Gym, the SEC's oldest basketball facility that opened in the 1952-53 season.

The Commodores have a 794-225 record at the facility, a winning percentage of .779.

**SEC Three-Point Leaders**

Of the top 20 season 3 pt FG %'s in SEC history, Vanderbilt has 5 of them.

- Billy McCaffrey (51.2%, 1993)
  - Barry Booker (50.0%, 1987)
  - Riley LaChance (48.6%)
  - John Jenkins (48.3%, 2010)
  - Shan Foster (46.9%, 2008).
- On the top 20 SEC career 3-point % list with at least 300 attempts, Vanderbilt has six guys.
- Booker 46%
  - McCaffrey 44.6%
  - Scott Draud 43.8%
  - Jenkins 43.8%
  - Dan Cage 42.6%
  - Foster 42.1%

**Career and Single-Season Lists**

Matthew Fisher-Davis is sixth in 3's made in a career with 269 and Riley LaChance is eighth (243). LaChance's 48.6% from three clip in 2016-17 was Vanderbilt's 3rd-best all-time.

**Roberson Double Doubles**

Jeff Roberson has eight double-doubles on the season, the most in a season by a Commodore since Will Perdue had 10 in his junior season (1986-87) and 16 in his senior season (1987-88).

**SEC Strength of Schedule**

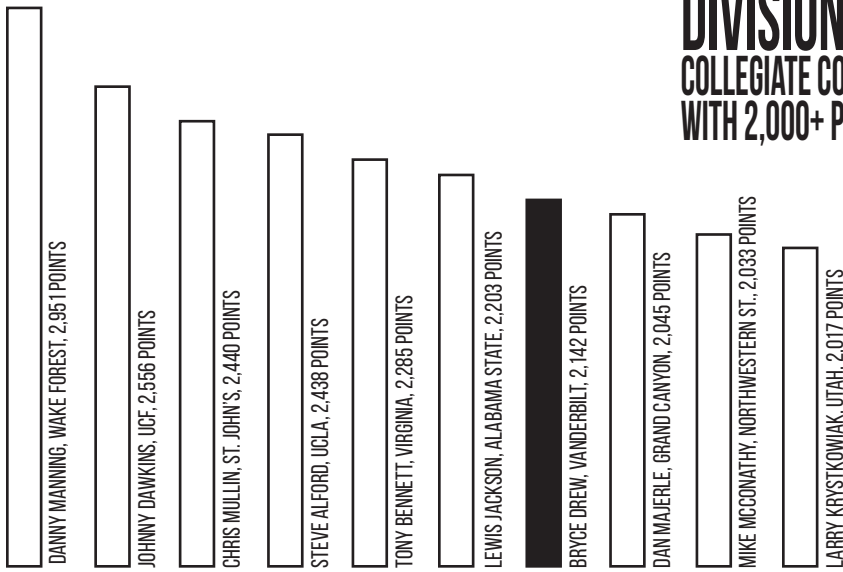
Here's a look at KenPom's strength of schedule among league teams (2/22).

1. Vanderbilt	3	8. Ole Miss	13
2. Tennessee	5	9. S. Carolina	19
3. Texas A&M	7	10. Missouri	23
4. Kentucky	8	11. Arkansas	35
5. Alabama	10	12. LSU	40
6. Florida	11	13. Auburn	53
7. Georgia	12	14. Miss. St.	77





# DIVISION I COLLEGIATE COACHES WITH 2,000+ POINTS



## CONSENSUS TOP 10 2018 RECRUITING CLASS

Head coach Bryce Drew and his staff have assembled quite the recruiting class for 2018, with the Commodores receiving commitments from two five-star players, Darius Garland and Simi Shittu, and four-star wing player Aaron Nesmith. Most recruiting services have Vanderbilt in the top 10 nationally for their 2018 class. The Commodores, who had only signed one five-star player in the history of the program (John Jenkins, November of 2008), signed Garland and Shittu within a nine-day span. Garland and Shittu were named to the McDonald's All-American Teams on January 16, 2018, Vanderbilt's first ever selections.



- ★ Attends Brentwood Academy in Brentwood, Tenn.
- ★ Five-star prospect - McDonald's All-American
- ★ Ranked as the second-best point guard in the 2018 class by most recruiting services.
- ★ Rated the 10th-best prospect in 2018 class by 247sports.com, 11th by ESPN.com and 15th-best prospect by Rivals.com.
- ★ A two-time Mr. Basketball for the state of Tennessee, Garland averaged 23.4 points, 3.9 rebounds and 2.1 steals as a junior at Brentwood Academy, where he helped lead the Eagles to a 30-2 record. -



- ★ Plays at Porter-Gaud High School in Charleston, S.C
- ★ Four-star prospect by most recruiting services
- ★ One of nation's top shooters in class of 2018
- ★ Averaged 19.1 points per game as a junior and led his Cyclone team to two South Carolina Independent School Association state titles as a sophomore and a junior.
- ★ Named the Charleston Post and Courier's Lowcountry player of the year on two different occasions.



- ★ Attends the Vermont Academy but hails from Burlington, Ontario, Canada.
- ★ Five-Star Prospect - McDonald's All-American
- ★ 6th-ranked player in 2018 class by ESPN.com, 8th-ranked player by 247Sports.com and Rivals.com
- ★ This summer, he was named the MVP of the NBPA Top 100 camp with 18.1 points and 7.7 rebounds per game, leading the camp in both categories.

## Commodores in 85th SEC Season

Vanderbilt is in its 85th SEC season and is a charter member of the league. All time against current members of the conference, Vanderbilt is 714-703.

### 1,027

Vanderbilt has made a 3-pointer in 1,027 consecutive games, a streak which began at the inception of the 3-point line in 1986-87. The Commodores rank third only to UNLV and Kentucky for the longest streak in Division I basketball. Vanderbilt, UNLV and Princeton are the only three schools in college basketball to have made at least one 3-pointer in every game played since the 3-point line was implemented.

## NBA Commodores

Vanderbilt was one of only three schools (Kentucky, Washington) with two first-round selections in the 2016 NBA Draft when Wade Baldwin IV was drafted 17th by the Memphis Grizzlies and Damian Jones was selected 30th by the Golden State Warriors. The Commodores have had five NBA Draft selections since 2012. New York Knicks free agent signee Luke Kornet made his NBA debut on February 8 and tallied 11 points, 10 rebounds, and 4 blocks with three made threes. Kornet is first NBA player in history to debut with three threes made and four blocks in the same game.

## VU Career 3's Made

PLAYER, YEARS	3FGM	3FGA	PCT.
1. Shan Foster, 2005-08	367	872	.421
2. John Jenkins, 2010-12	306	699	.438
3. Ronnie McMahan, 1992-95	296	774	.382
4. Scott Draud, 1987-88, 90-91	288	657	.438
5. Frank Seckar, 1993-96	278	675	.419
<b>6. M. Fisher-Davis, 2015-</b>	<b>269</b>	<b>685</b>	<b>.393</b>
<b>7. Barry Booker, 1986-89</b>	<b>246</b>	<b>535</b>	<b>.460</b>
<b>8. Riley LaChance, 2015-</b>	<b>243</b>	<b>593</b>	<b>.410</b>
9. Sam Howard, 1998-2002	238	653	.364
10. Drew Maddux, 1994-98	226	641	.353

## 10 or more threes

The Commodores made 10 or more threes for the 11th time in 2017-18 against Mississippi State on Feb. 14. In 2016-17, Vanderbilt made 10 or more threes in 18 games in 2016-17 and were 14-4 in those games.

## VU All-Time Scoring List

16. Scott Draud, 1987-91	1,466
<b>17. Riley LaChance, 2015-</b>	<b>1,408</b>
18. Bobby Thym, 1954-57	1,403
19. Kevin Anglin, 1990-93	1,389
20. Billy McCaffrey, 1993-94	1,359
21. Butch Feher, 1973-76	1,345
22. Terry Compton, 1972-74	1,326
23. Frank Seckar, 1993-96	1,317
24. Damian Jones, 2013-16	1,313
25. Barry Booker, 1986-89	1,310
<b>26. Jeff Roberson, 2015-</b>	<b>1,298</b>
27. Will Perdue, 1984-88	1,281
28. Jeff Turner, 1981-84	1,271
29. Jermaine Beal, 2006-10	1,253
29. Brad Tinsley, 2009-12	1,252

**HEAD COACH BRYCE DREW**



**THE DREW FILE**

**High School:** Valparaiso (Ind.), '94  
**College:** Bachelor of Arts In Sports Management, Valparaiso, '98  
**Family:** Wife, Tara, son Bryson (3)



**DREW THROUGH THE YEARS**

Year	School	Position	W-L	Conf.	Postseason
2018	Vanderbilt	Head Coach	11-17	5-10	-
2017	Vanderbilt	Head Coach	19-16	10-8	NCAA First Round
2016	Valparaiso	Head Coach	30-7	16-2	NIT Finals
2015	Valparaiso	Head Coach	28-6	13-3	NCAA Second Round
2014	Valparaiso	Head Coach	18-16	9-7	CollegInsider.com First Round
2013	Valparaiso	Head Coach	26-8	13-3	NCAA Second Round
2012	Valparaiso	Head Coach	22-12	14-4	NIT First Round
2011	Valparaiso	Assistant Coach	23-12	12-6	CollegInsider.com First Round
2010	Valparaiso	Assistant Coach	15-17	10-8	-
2009	Valparaiso	Assistant Coach	9-22	5-13	-
2008	Valparaiso	Assistant Coach	22-14	9-9	College Basketball Invite 2nd Rd.
2007	Valparaiso	Assistant Coach	16-15	9-5	-
2006	Valparaiso	Assistant Coach	17-12	8-8	-
2005	Valencia (Spain)	Player	38-14		Champions League Second Round
2004	New Orleans (NBA)	Player	41-41		East 1st round
2003	New Orleans (NBA)	Player	47-35		East 1st round
2002	Charlotte (NBA)	Player	44-38		East Semifinals
2001	Chicago (NBA)	Player	15-67		-
2000	Houston (NBA)	Player	34-48		-
1999	Houston (NBA)	Player	31-19		West 1st round
1998	Valparaiso	Player	23-10	13-3	NCAA Regional Semifinals
1997	Valparaiso	Player	24-7	13-3	NCAA First Round
1996	Valparaiso	Player	22-10	13-5	NCAA First Round
1995	Valparaiso	Player	20-8	14-4	-
<b>Head Coach Totals</b>			<b>154-82</b>	<b>80-37</b>	
<b>Totals at Vanderbilt (Head Coach)</b>			<b>30-33</b>	<b>15-18</b>	
<b>Totals at Valparaiso (Head Coach)</b>			<b>124-49</b>	<b>65-19</b>	
<b>Totals at Valparaiso (Assistant)</b>			<b>102-92</b>	<b>53-49</b>	
<b>Totals at Valparaiso (playing)</b>			<b>89-35</b>	<b>53-15</b>	
<b>Totals as NBA Player</b>			<b>212-248</b>		

<b>3</b>	Three-time Conference Coach of the Year
<b>25</b>	Averaged 25 wins a year in five years at Valparaiso
<b>27</b>	27th coach in Vanderbilt basketball history, and ninth of the modern era.
<b>5</b>	Postseason appearances as a head coach, including three in the NCAA Tournament and two in the NIT.
<b>16</b>	Coached 16 All-Conference honorees.
<b>30</b>	Won 30 games with Valparaiso in 2015-16.
<b>2,142</b>	Career points scored at Valparaiso - the 2nd most in the program's history. He is also the program's leader in 3-pointers made (364) and assists (626).
<b>2</b>	Two-time NABC District 12 Coach of the Year
<b>6</b>	Played six seasons in the NBA... Two with Houston, one with Chicago, and three with Charlotte/New Orleans
<b>1,000</b>	Scored over 1,000 points in his NBA career.
<b>12</b>	Played alongside 12 NBA All-Stars
<b>3</b>	Played with three players named among the Top 50 NBA Players of All Time - Charles Barkley, Hakeem Olajuwon, and Scottie Pippin
<b>18</b>	Has won 18 or more games each season as a head coach.

**VANDERBILT  
ATHLETIC COMMUNICATIONS**

**INTERVIEW POLICY**

Vanderbilt head coach Bryce Drew and selected Vanderbilt players will be available to the media before practice on a weekly basis during the non-conference season, and bi-weekly during the SEC season.

The times for those media sessions will be emailed to media members in advance of those pre-practice interviews.

Media may photograph the first 20 minutes of practice. All practices are closed to the public.

**POSTGAME INTERVIEW POLICY**

Vanderbilt head coach Bryce Drew will enter the Memorial Gym interview room after the NCAA-mandated 10-minute cooling off period, and after the visiting team makes an appearance in the interview room.

**VUCOMMODORES.COM**

The official website of Vanderbilt athletics, vucommo- dore.com, includes pregame notes, season statistics, videos of press conferences and meetings with the media, live stats, twitter feeds, and streaming audio and video of everything that is Commodore athletics.

**@VANDYMBB**

The official Twitter feed of Vanderbilt men's basketball, follow the latest information and get breaking news on Com- modore basketball.

**VU QUICK FACTS**

**Location** ..... Nashville, Tenn.  
**Founded** ..... 1873  
**Conference** ..... Southeastern  
**Enrollment** ..... 6,738  
**Nickname** ..... Commodores  
**Colors** ..... Black and Gold  
**Home Arena** ..... Memorial Gymnasium (14,316)  
**Chancellor** ..... Nicholas Zeppos  
**Vice Chancellor** ..... David Williams II  
**Faculty Rep.** ..... Dr. Susan Wentz

**Athletic Communications**

**Men's Basketball SID** ..... Andy Boggs  
**Media Relations Address** ..... 2601 Jess Neely Dr.  
 ..... Nashville, TN 37212  
**Office Phone** ..... (615) 343-1847  
**E-Mail** ..... Andy.Boggs@Vanderbilt.edu

**INS AND OUTS**

Career Games Played		Starts	Cons. Starts
Player	Games		
Riley LaChance	131	116	22
Jeff Roberson	128	111	22
Matthew Fisher-Davis	115	70	-
Joe Toye	93	22	-
Larry Austin, Jr.	81	3	-
Payton Willis	62	15	-
Clevon Brown	62	3	-
Djery Baptiste	61	11	-
Saben Lee	28	25	21
Maxwell Evans	25	12	8
Ejike Obinna	21	12	8
Isaiah Rice	2	-	-

Double-Digit Scoring Games		'17-18	Cons.
Player	Career (Record)		
Riley LaChance	76 (50-26)	19 (11-8)	3 (2-1)
Jeff Roberson	66 (39-27)	24 (12-12)	3 (2-1)
M. Fisher-Davis	61 (36-25)	10 (4-6)	-
Joe Toye	18 (8-9)	6 (3-3)	-
Saben Lee	14 (5-9)	14 (5-9)	1 (0-1)
Payton Willis	8 (6-2)	3 (2-1)	-
Maxwell Evans	2 (1-1)	2 (1-1)	-
Djery Baptiste	2 (1-1)	2 (1-1)	-
Larry Austin, Jr.	2	1 (0-1)	-
Clevon Brown	1 (1-0)	1 (1-0)	-
Ejike Obinna	1 (0-1)	1 (0-1)	-

Double-Digit Rebounding Games		'17-18	Cons.
Player	Career		
Jeff Roberson	19 (13-6)	8 (4-4)	-
M. Fisher-Davis	2 (1-1)	1 (0-1)	-

Double-Doubles		'17-18	Cons.
Player	Career		
Jeff Roberson	16 (10-6)	8 (4-4)	-
Matthew Fisher-Davis	2 (1-1)	2 (1-1)	-

**SEC PRESEASON POLL**

**Preseason Media Poll, Pts**

1. Kentucky
2. Florida
3. Texas A&M
4. Alabama
5. Missouri
6. Arkansas
7. Vanderbilt
8. Georgia
9. Auburn
10. Ole Miss
11. South Carolina
12. Mississippi State
13. Tennessee
14. LSU

**First Team All-SEC**

KeVaughn Allen – Florida, G  
 Yante Maten – Georgia, F  
 Hamidou Diallo – Kentucky, G  
 Michael Porter, Jr. – Missouri, F  
 Robert Williams – Texas A&M, F

**Second Team All-SEC**

Collin Sexton – Alabama, G  
 Kevin Knox – Kentucky, F  
 Terence Davis – Ole Miss, G  
 Deandre Burnett – Ole Miss, G  
 Quindary Weatherspoon – Mississippi St., G  
 Tyler Davis – Texas A&M, C

**Matthew Fisher-Davis – Vanderbilt, G/F**

**SEC Player of the Year (tie):** Yante Maten – Georgia,  
 Michael Porter, Jr. – Missouri, Robert Williams – Texas A&M

**2017-18 TRENDS**

Winning Opening Tip .....	4-8
Losing Opening Tip .....	7-9
VU Scores First .....	6-7
Opponent Scores First .....	5-9
Leading at Halftime .....	8-5
Trailing at Halftime .....	2-12
Tied at Halftime .....	0-0
Leading with Five Minutes Remaining .....	9-2
Trailing with Five Minutes Remaining .....	0-13
Tied with Five Minutes Remaining .....	1-2
Leading with Two Minutes Remaining .....	8-1
Trailing with Two Minutes Remaining .....	1-16
Tied with Two Minutes Remaining .....	1-0
Overtime .....	0-1
Games Decided by Three Points or Less .....	4-2
Games Decided by 4-10 Points .....	1-8
Games Decided by 11-20 Points .....	3-6
Games Decided by 21-plus Points .....	2-1
VU Shoots 50% or Better .....	4-3
VU Shoots 40% or Better .....	10-9
VU Shoots Lower Than 40% .....	0-7
Opponent Shoots 50% or Better .....	2-5
Opponent Shoots 40% or Better .....	7-16
Opponent Shoots Lower Than 40% .....	3-2
VU Outshoots Opponent .....	8-3
VU Outshot by Opponent .....	2-14
Shoot Same Percentage .....	0-0
VU Scores 70 Points or More .....	9-7
VU Scores Less Than 70 Points .....	0-9
VU Scores 80 Points or More .....	4-4
VU Scores 90 Points or More .....	1-0
Opponent Scores 70 Points or More .....	4-13
Opponent Scores Less Than 70 Points .....	6-4
Opponent Scores 80 Points or More .....	1-8
Opponent Scores 90 Points or More .....	0-3
Makes More 3-Pointers Than Opponent .....	8-8
Makes Fewer 3-Pointers Than Opponent .....	1-9
3-Pointers are Equal .....	1-0
Outrebounds Opponent .....	7-7
Outrebounded by Opponent .....	2-8
Rebounds are Equal .....	1-2
Playing on National TV .....	6-14
Playing on Regional TV .....	0-0
Online Only .....	4-3
Playing on Weekday .....	8-9
Playing on Weekend .....	2-7
Game Tips Before 6 p.m. CT (afternoons) .....	1-4
Game Tips After 6 p.m. CT (evenings) .....	8-12
In White Uniforms .....	10-3
In Gold Uniforms .....	1-4
In Black Uniforms .....	0-10
In Grey Uniforms .....	0-0
In November .....	3-4
In December .....	2-4
In January .....	2-6
In February .....	3-3
In March .....	0-0
Home .....	11-5
Neutral .....	0-2
Away .....	0-10
<b>Conferences</b>	
vs. Non-Conference .....	6-7
Ohio Valley Conference .....	1-1
Big South Conference .....	1-0
Pac 12 .....	0-2
ACC .....	0-1
Big East .....	0-1
Big South .....	1-0
Big 12 .....	1-1
Conference USA .....	0-1
Southland .....	1-0
Southwestern Athletic .....	1-0
Vs. SEC .....	5-10
<b>Lineups</b>	
Lee, LaChance, Evans, Roberson, Obinna .....	4-4
Lee, LaChance, Fisher-Davis, Toye, Roberson .....	2-2
Lee, LaChance, Fisher-Davis, Roberson, Obinna .....	1-2
Lee, LaChance, Toye, Roberson, Baptiste .....	1-2
Lee, LaChance, Willis, Roberson, Baptiste .....	1-2
Lee, LaChance, Evans, Roberson, Brown .....	1-1
Austin, Jr., LaChance, Toye, Roberson, Baptiste .....	1-0
Austin, Jr., Fisher-Davis, Roberson, LaChance, Baptiste .....	1-0
Austin, Jr., Evans, Toye, Brown, Obinna .....	0-1
Lee, LaChance, Evans, Roberson, Baptiste .....	0-1
Lee, LaChance, Fisher-Davis, Roberson, Baptiste .....	0-1



LAST TIME OUT

BOX SCORE VS. LSU



Official Basketball Box Score -- Game Totals -- Final Statistics  
**Vanderbilt vs LSU**  
 02/20/18 8:00 PM at Maravich Center (Baton Rouge, La.)



**Vanderbilt 78 • 11-17 (5-10)**

#	Player	Total			3-Ptr			Rebounds			PF	TP	A	TO	Blk	Stl	Min
		FG-FGA	FG-FGA	FT-FTA	FG-FGA	FG-FGA	FT-FTA	Off	Def	Tot							
11	ROBERSON, Jeff	f	7-12	3-7	3-5	1	5	6	3	20	0	1	1	0	0	38	
50	OBINNA, Ejike	f	0-0	0-0	0-0	2	1	3	1	0	0	0	0	0	0	6	
00	LEE, Saben	g	6-9	3-4	0-0	0	2	2	4	15	1	2	0	2	2	29	
10	EVANS, Maxwell	g	0-4	0-2	0-0	3	0	3	0	0	1	0	0	0	7		
13	LACHANCE, Riley	g	9-18	5-11	3-4	0	3	3	3	26	3	2	0	1	38		
01	WILLIS, Payton		1-6	1-6	2-2	0	1	1	3	5	3	0	0	0	25		
02	TOYE, Joe		3-9	1-6	0-0	1	1	2	5	7	2	1	0	0	32		
03	AUSTIN, JR., Larry		0-1	0-0	0-0	1	0	1	0	0	0	0	0	0	4		
15	BROWN, Clevon		2-5	1-3	0-0	2	0	2	3	5	0	1	0	0	21		
Team						2	4	6									
Totals			28-64	14-39	8-11	12	17	29	22	78	10	7	1	3	200		

FG % 1st Half: 12-34 35.3% 2nd half: 16-30 53.3% Game: 28-64 43.8% Deadball Rebounds 1,1  
 3FG % 1st Half: 5-19 26.3% 2nd half: 9-20 45.0% Game: 14-39 35.9%  
 FT % 1st Half: 0-2 0.0% 2nd half: 8-9 88.9% Game: 8-11 72.7%

**LSU 88 • 16-11 (7-8)**

#	Player	Total			3-Ptr			Rebounds			PF	TP	A	TO	Blk	Stl	Min
		FG-FGA	FG-FGA	FT-FTA	FG-FGA	FG-FGA	FT-FTA	Off	Def	Tot							
21	EPPS, Aaron	f	5-7	1-3	4-4	0	8	8	2	15	0	1	1	0	27		
44	SIMS, Wayde	f	6-6	1-1	3-4	0	1	1	4	16	1	2	1	0	30		
03	WATERS, Tremont	g	10-18	3-7	5-8	0	4	4	2	28	9	1	0	1	38		
04	MAYS, Skylar	g	4-6	2-3	4-4	0	4	4	1	14	2	1	0	4	34		
05	EDWARDS, Daryl	g	0-3	0-2	2-2	0	2	2	3	2	1	0	0	1	25		
00	SAMPSON, Brandon		1-2	1-2	0-0	1	2	3	0	3	1	0	0	0	16		
01	REATH, Duop		1-2	0-0	1-2	1	1	2	2	3	1	1	0	0	9		
14	ONWUASOR, Randy		3-4	1-1	0-2	0	4	4	3	7	3	0	0	0	21		
Team						1	0	1									
Totals			30-48	9-19	19-26	3	26	29	17	88	18	6	2	6	200		

FG % 1st Half: 15-28 53.6% 2nd half: 15-20 75.0% Game: 30-48 62.5% Deadball Rebounds 4  
 3FG % 1st Half: 4-12 33.3% 2nd half: 5-7 71.4% Game: 9-19 47.4%  
 FT % 1st Half: 5-7 71.4% 2nd half: 14-19 73.7% Game: 19-26 73.1%

Officials: Tony Greene, Keith Kimble, Patrick Evans  
 Technical fouls: Vanderbilt-None. LSU-None.  
 Attendance: 7517

Score by periods	1st	2nd	Total
Vanderbilt	29	49	78
LSU	39	49	88

Points	In Paint	Off T/O	2nd Chance	Fast Break	Bench
VU	20	7	10	0	17
LSU	42	11	4	2	13

Last FG - VU 2nd-00:21, LSU 2nd-02:00.  
 Largest lead - VU by 2 1st-18:12, LSU by 15 2nd-18:55.  
 VU led for 00:17, LSU led for 37:06. Game was tied for 02:37.

Score tied - 2 times.  
 Lead changed - 1 time.

RECAP

BATON ROUGE, La. (AP) - Tremont Waters had 28 points and nine assists, and LSU beat Vanderbilt 88-78 on Tuesday night to keep the Commodores winless on the road.

Wayde Sims scored a career-high 16 for LSU (16-11, 7-8 Southeastern Conference), which guaranteed itself a winning season one year after going 10-21 overall, including 2-16 in league play.

LSU's best interior player, Duop Reath, played with a black brace on his injured left ankle and was in the game for only nine minutes. But Sims and Aaron Epps picked up the slack. Epps dunked four times and finished with 15 points. Sims threw down three dunks.

Riley LaChance scored 26 for Vanderbilt (11-17, 5-10), which was coming off consecutive home victories. Jeff Roberson had 20 points and Saben Lee 15.

The Tigers led by as many as 15 points early in the second half and were still up by 11 before LaChance's free throws with a little less than 10 minutes to go began a 7-2 run - capped by Roberson's 3 - that tightened the score to 66-60.

But Waters repeatedly made momentum-changing plays, such as his steal from Roberson for a breakaway layup that made it 71-62 with about 5 minutes left.

Vanderbilt was as close as six points after Roberson's free throws with 2:49 left. But Waters stunted Vandy's momentum again with a driving layup and the Tigers made four straight free throws to go back up by 12 with 1:02 to go, virtually sealing LSU's second straight victory and fifth straight at home.

LSU led for most of the first half but not by more than five until Waters began to assert himself more as a scorer. His driving reverse layup and off-balance floater while being fouled put the Tigers up by nine.

Vandy briefly cut its deficit back to five, but Waters responded by assisting on Sims dunk and hitting a crowd-pleasing jumper at the first-half horn from several feet behind the 3-point line to make it 39-29.

Skylar Mays had 14 points for LSU.



Official Basketball Box Score - Game Totals - Final Statistics  
**Austin Peay vs Vanderbilt**  
 11/10/17 8:30 p.m. at Nashville, Tenn. (Memorial Gym)



**Austin Peay 54 • 0-1**

#	Player	Total		3-Ptr		Rebounds			PF	TP	A	TO	Blk	Stl	Min
		FG-FGA	FG-FGA	FT-FTA	Off	Def	Tot								
03	PORTER-BUNTON, Chri	f	2-6	0-1	0-0	1	3	4	3	4	0	0	0	1	27
21	TAYLOR, Terry	f	5-10	2-3	3-5	1	2	3	2	15	3	2	0	1	32
24	UGBA, Averyl	f	3-8	0-1	0-0	1	2	3	5	6	0	4	0	0	26
01	IVORY, Tre'	g	1-6	0-1	1-4	0	3	3	2	3	3	4	0	3	27
25	GLOTTA, Zach	g	2-7	1-4	0-0	0	1	1	1	5	4	1	0	0	30
00	MCCARTHY, Acoydan	g	2-3	0-0	0-0	0	0	0	0	4	0	1	1	0	6
02	MARTIN, Deyshawn	g	1-3	0-2	2-2	1	2	3	1	4	0	0	0	0	10
04	GUMM, Dayton	g	2-5	0-1	0-0	1	1	2	0	4	1	0	0	0	5
10	BERNACER, Ferran	g	0-0	0-0	0-0	0	0	0	0	0	0	0	0	0	2
15	CUCAK, Ivan	g	1-1	0-0	0-0	0	0	0	2	2	0	1	0	0	12
22	HENDERSON, Richard	g	1-2	0-0	0-0	2	1	3	0	2	0	0	0	0	5
23	HARRIS, Steve	g	2-3	0-0	1-1	0	3	3	4	5	0	2	0	0	18
	Team		2	4	6										
<b>Totals</b>			22-54	3-13	7-12	9	22	31	20	54	11	17	1	5	200

FG % 1st Half: 12-28 42.9% 2nd half: 10-26 38.5% Game: 22-54 40.7%  
 3FG % 1st Half: 3-10 30.0% 2nd half: 0-3 0.0% Game: 3-13 23.1%  
 FT % 1st Half: 1-2 50.0% 2nd half: 6-10 60.0% Game: 7-12 58.3%

**Vanderbilt 73 • 1-0**

#	Player	Total		3-Ptr		Rebounds			PF	TP	A	TO	Blk	Stl	Min
		FG-FGA	FG-FGA	FT-FTA	Off	Def	Tot								
02	TOYE, Joe	f	4-7	1-1	0-2	1	2	3	0	9	1	3	1	0	24
11	ROBERSON, Jeff	f	4-11	2-6	3-4	7	3	10	3	13	3	4	0	2	34
12	BAPTISTE, Djery	c	1-1	0-0	0-0	2	2	4	4	2	1	2	0	2	12
03	AUSTIN, JR., Larry	g	1-4	0-1	0-2	0	3	3	1	2	2	1	0	0	20
13	LACHANCE, Riley	g	4-10	3-6	2-2	0	3	3	1	13	2	0	0	0	28
00	LEE, Saben	g	2-6	0-2	2-3	0	0	0	0	6	7	3	2	0	20
01	WILLIS, Payton	g	2-4	2-4	2-3	0	0	0	0	8	1	0	0	2	13
10	EVANS, Maxwell	g	2-4	1-2	0-0	0	2	2	1	5	0	1	0	0	15
15	BROWN, Clevon	g	6-11	0-3	1-1	3	2	5	2	13	0	0	3	2	25
50	OBINNA, Ejike	g	0-0	0-0	2-2	2	4	6	4	2	0	0	0	0	9
	Team		1	2	3										
<b>Totals</b>			26-58	9-25	12-19	16	23	39	16	73	17	15	6	8	200

FG % 1st Half: 15-30 50.0% 2nd half: 11-28 39.3% Game: 26-58 44.8%  
 3FG % 1st Half: 5-10 50.0% 2nd half: 4-15 26.7% Game: 9-25 36.0%  
 FT % 1st Half: 6-10 60.0% 2nd half: 6-9 66.7% Game: 12-19 63.2%

Officials: Brian Shey, Jason Baker, Gerald Williams  
 Technical fouls: Austin Peay-None. Vanderbilt-None.  
 Attendance: 8609

Score by periods	1st	2nd	Total
Austin Peay	28	26	54
Vanderbilt	41	32	73

Points	In	Off	2nd	Fast	Bench
Austin Peay	28	8	11	6	21
Vanderbilt	34	18	20	8	34

Last FG - APSU 2nd-01:24, VU 2nd-02:24.  
 Largest lead - APSU by 3 1st-19:13, VU by 19 2nd-02:24.  
 APSU led for 00:53. VU led for 34:08. Game was tied for 04:58.

Score tied - 4 times.  
 Lead changed - 1 time.

Official Basketball Box Score - Game Totals - Final Statistics  
**Vanderbilt vs Belmont**  
 11/13/17 6:30pm at Nashville, Tenn. (Curb Event Center)



**Vanderbilt 60 • 1-1**

#	Player	Total		3-Ptr		Rebounds			PF	TP	A	TO	Blk	Stl	Min
		FG-FGA	FG-FGA	FT-FTA	Off	Def	Tot								
05	FISHER-DAVIS, M.	f	0-6	0-3	6-6	1	3	4	3	6	0	0	0	2	22
11	ROBERSON, Jeff	f	3-7	1-4	6-6	2	10	12	3	13	0	2	0	0	36
12	BAPTISTE, Djery	c	0-2	0-0	1-2	2	2	4	4	1	0	2	1	0	13
03	AUSTIN, JR., Larry	g	1-2	0-0	0-0	0	1	1	0	2	0	0	0	0	10
13	LACHANCE, Riley	g	4-9	1-5	1-2	0	1	1	1	10	2	0	0	0	32
00	LEE, Saben	g	5-9	1-4	8-11	0	8	8	4	19	2	4	0	1	25
01	WILLIS, Payton	g	1-2	1-2	0-1	1	2	3	2	3	0	3	1	0	15
02	TOYE, Joe	g	3-8	0-3	0-2	0	2	2	5	6	1	3	0	0	26
10	EVANS, Maxwell	g	0-1	0-0	0-0	0	0	0	1	0	0	0	0	0	5
15	BROWN, Clevon	g	0-2	0-2	0-1	1	0	1	1	0	0	0	0	0	11
50	OBINNA, Ejike	g	0-0	0-0	0-0	0	0	0	2	0	0	0	0	0	5
	Team		2	1	3										
<b>Totals</b>			17-48	4-23	22-31	9	30	39	26	60	5	15	2	3	200

FG % 1st Half: 8-22 36.4% 2nd half: 9-26 34.6% Game: 17-48 35.4%  
 3FG % 1st Half: 2-10 20.0% 2nd half: 2-13 15.4% Game: 4-23 17.4%  
 FT % 1st Half: 9-12 75.0% 2nd half: 13-19 68.4% Game: 22-31 71.0%

**Belmont 69 • 1-1**

#	Player	Total		3-Ptr		Rebounds			PF	TP	A	TO	Blk	Stl	Min
		FG-FGA	FG-FGA	FT-FTA	Off	Def	Tot								
03	WINDLER, Dylan	f	9-15	1-2	5-6	4	7	11	4	24	1	2	0	2	38
25	MERCER, Mack	f	1-3	0-2	0-0	0	0	0	4	2	0	1	0	1	10
32	EKEZEZE, Amanze	f	6-13	3-7	7-8	0	7	7	2	22	0	1	1	0	37
01	LUKE, Austin	g	1-5	0-3	3-4	0	2	2	3	5	6	4	0	0	29
11	MCCLAINE, Kevin	g	3-5	0-2	3-6	1	4	5	3	9	0	0	1	1	29
10	HOLLANDER, Caleb	g	0-2	0-2	0-0	0	1	1	1	0	0	0	0	0	6
14	HOPKINS, Nick	g	2-6	2-6	1-2	0	2	2	4	7	0	0	0	0	21
21	SAMPSON, Burton	g	0-0	0-0	0-0	0	1	1	2	0	1	0	0	0	12
24	BENKERT, Michael	g	0-2	0-2	0-0	0	1	1	2	0	0	0	0	0	9
41	HADDEN, Tyler	g	0-2	0-1	0-0	0	0	0	0	0	0	1	0	0	4
50	ADELSPERGER, Seth	g	0-1	0-0	0-0	0	0	0	2	0	0	0	0	0	5
	Team		2	1	3										
<b>Totals</b>			22-54	6-27	19-26	7	26	33	27	69	8	10	1	4	200

FG % 1st Half: 12-29 41.4% 2nd half: 10-25 40.0% Game: 22-54 40.7%  
 3FG % 1st Half: 3-16 18.8% 2nd half: 3-11 27.3% Game: 6-27 22.2%  
 FT % 1st Half: 5-6 83.3% 2nd half: 14-20 70.0% Game: 19-26 73.1%

Officials: Brett Miles, Jason Baker, Jon Campbell  
 Technical fouls: Vanderbilt-None. Belmont-None.  
 Attendance: 5266

Score by periods	1st	2nd	Total
Vanderbilt	27	33	60
Belmont	32	37	69

Last FG - VU 2nd-00:05, BEL 2nd-02:19.  
 Largest lead - VU by 5 1st-15:52, BEL by 13 2nd-00:59.  
 VU led for 03:22. BEL led for 32:17. Game was tied for 03:48.

Score tied - 5 times.  
 Lead changed - 1 time.

Official Basketball Box Score - Game Totals - Final Statistics  
**UNC Asheville vs Vanderbilt**  
 11/17/17 7 p.m. at Nashville, Tenn. (Memorial Gym)



**UNC Asheville 76 • 1-2**

#	Player	Total		3-Ptr		Rebounds			PF	TP	A	TO	Blk	Stl	Min
		FG-FGA	FG-FGA	FT-FTA	Off	Def	Tot								
02	WNUK, Alec	f	7-11	2-3	3-4	2	2	4	2	19	1	6	0	2	30
10	VANNATTA, Kevin	g	3-7	1-3	4-4	0	6	6	5	11	4	1	0	0	39
14	THOMAS, Ahmad	g	5-15	0-2	3-4	3	1	4	4	13	1	1	0	4	35
25	TEAGUE, MaCio	g	6-19	3-7	3-3	3	3	6	2	18	4	1	0	0	39
33	RACKLEY, Drew	g	1-5	1-2	0-0	0	5	5	1	3	0	2	0	2	22
00	GILMORE, Donovan	g	0-1	0-0	0-0	0	0	0	0	0	0	0	0	0	1
01	BAEHRE, Jonathan	g	2-2	1-1	0-0	0	2	2	2	5	2	1	2	0	14
12	MILLER, Raekwon	g	3-4	1-2	0-0	2	3	5	2	7	0	1	0	0	20
	Team		2	2	4										
<b>Totals</b>			27-64	9-20	13-15	12	24	36	18	76	12	14	2	8	200

FG % 1st Half: 13-27 48.1% 2nd half: 14-37 37.8% Game: 27-64 42.2%  
 3FG % 1st Half: 4-11 36.4% 2nd half: 5-9 55.6% Game: 9-20 45.0%  
 FT % 1st Half: 7-8 87.5% 2nd half: 6-9 85.7% Game: 13-15 86.7%

**Vanderbilt 79 • 2-1**

#	Player	Total		3-Ptr		Rebounds			PF	TP	A	TO	Blk	Stl	Min
		FG-FGA	FG-FGA	FT-FTA	Off	Def	Tot								
11	ROBERSON, Jeff	f	4-10	1-3	8-8	1	11	12	2	17	0	0	2	2	37
50	OB														

Official Basketball Box Score -- Game Totals -- Final Statistics  
Virginia vs Vanderbilt  
11/23/17 4:00 pm at Barclays Center (Brooklyn, N.Y.)



Virginia 68 • 5-0

#	Player	Total		3-Ptr		Rebounds			PF	TP	A	TO	Bk	Stl	Min
		FG-FGA	FG-FGA	FT-FTA	Off	Def	Tot								
21	WILKINS, Isaiah	f	4-6	0-0	0-0	1	2	3	2	8	3	0	4	1	25
33	SALT, Jack	c	1-2	0-0	0-0	3	6	9	2	2	0	0	1	0	21
00	HALL, Devon	g	1-4	1-1	0-0	0	5	5	3	3	0	0	0	0	19
05	GUY, Kyle	g	7-16	4-7	0-0	1	3	4	1	18	3	2	0	0	26
11	JEROME, Ty	g	5-9	4-7	0-0	0	1	1	0	14	5	0	0	1	25
02	BARTLEY, Justice	g	0-0	0-0	0-0	0	0	0	0	0	0	0	0	0	2
10	GROSS JR, Trevon	g	0-0	0-0	0-0	0	0	0	0	0	0	0	0	0	2
12	HUNTER, DeAndre	g	1-6	0-2	2-2	0	2	2	4	4	2	3	2	0	16
23	JOHNSON, Nigel	g	2-7	1-3	0-1	0	5	5	1	5	4	1	0	1	23
24	ANTHONY, Marco	g	0-1	0-0	0-0	0	1	1	0	0	1	0	0	0	7
25	DIAKITE, Mamadi	g	5-7	0-0	2-3	0	5	5	3	12	0	0	1	0	25
30	HUFF, Jay	g	0-1	0-1	0-0	0	1	1	1	0	1	0	0	0	7
45	KATSTRA, Austin	g	1-1	0-0	0-0	0	1	1	0	2	0	0	0	0	2
	Team					2	3	5							
	Totals		27-60	10-21	4-6	7	35	42	17	68	21	7	8	3	200

FG % 1st Half: 17-32 53.1% 2nd half: 10-28 35.7% Game: 27-60 45.0%  
3FG % 1st Half: 7-12 58.3% 2nd half: 3-9 33.3% Game: 10-21 47.6%  
FT % 1st Half: 2-3 66.7% 2nd half: 2-3 66.7% Game: 4-6 66.7%

Vanderbilt 42 • 2-3

#	Player	Total		3-Ptr		Rebounds			PF	TP	A	TO	Bk	Stl	Min
		FG-FGA	FG-FGA	FT-FTA	Off	Def	Tot								
05	FISHER-DAVIS, M.	f	3-9	2-4	3-6	1	2	3	4	11	1	0	0	0	24
11	ROBERSON, Jeff	f	1-7	0-4	4-4	0	3	3	0	6	1	2	0	0	24
00	OBINNA, Ejike	c	1-4	0-0	3-3	1	6	7	2	5	0	1	0	0	20
00	LEE, Saben	g	0-7	0-2	0-0	1	0	1	0	0	0	1	1	1	20
13	LACHANCE, Riley	g	0-3	0-1	0-0	0	1	1	1	0	0	0	0	0	22
01	WILLIS, Payton	g	0-2	0-2	0-0	0	1	1	1	0	1	1	0	0	12
02	TOYE, Joe	g	1-6	0-1	0-0	0	2	2	2	2	1	0	0	0	12
03	AUSTIN, JR., Larry	g	2-6	0-0	1-2	2	3	5	2	5	0	1	0	1	21
10	EVANS, Maxwell	g	2-4	1-2	0-0	1	3	4	1	5	2	2	0	1	13
12	BAPTISTE, Djery	g	1-1	0-0	3-4	1	5	6	1	5	0	0	1	0	20
15	BROWN, Clevon	g	1-3	1-2	0-0	0	2	2	1	3	1	0	0	0	12
	Team					1	0	1							
	Totals		12-52	4-18	14-19	8	28	36	13	42	7	9	2	4	200

FG % 1st Half: 6-23 26.1% 2nd half: 6-29 20.7% Game: 12-52 23.1%  
3FG % 1st Half: 2-6 33.3% 2nd half: 2-12 16.7% Game: 4-18 22.2%  
FT % 1st Half: 3-5 60.0% 2nd half: 11-14 78.6% Game: 14-19 73.7%

Officials: Ed Corbett, Don Daily, Nate Farell  
Technical fouls: Virginia-None. Vanderbilt-None.  
Attendance: 2

Score by periods	1st	2nd	Total
Virginia	43	25	68
Vanderbilt	17	25	42

Last FG - VA 2nd-00:42, VU 2nd-01:08.  
Largest lead - VA by 39 2nd-08:47, VU None.  
VA led for 39:13. VU led for 00:00. Game was tied for 00:47.

Score tied - 0 times.  
Lead changed - 0 times.

Official Basketball Box Score -- Game Totals -- Final Statistics  
Radford vs Vanderbilt  
11/28/17 7 p.m. at Nashville, Tenn. (Memorial Gym)



Radford 62 • 3-3

#	Player	Total		3-Ptr		Rebounds			PF	TP	A	TO	Bk	Stl	Min
		FG-FGA	FG-FGA	FT-FTA	Off	Def	Tot								
24	POLITE JR, Ed	f	7-14	1-2	1-2	4	8	12	1	16	2	2	1	0	35
32	PHILLIPS, Randy	c	0-2	0-0	0-0	2	1	3	3	0	1	2	0	0	11
03	BRADFORD, Christian	g	3-5	2-2	0-0	0	3	3	2	8	0	0	0	0	20
05	HICKS, Donald	g	2-7	2-4	0-0	0	3	3	1	6	0	1	0	1	31
14	COUSIN, Justin	g	0-4	0-3	0-0	0	0	0	2	0	0	0	0	0	14
01	JONES, Carlk	g	1-5	0-2	0-0	0	2	2	2	2	1	1	0	0	22
02	OWENS, Tristan	g	0-0	0-0	0-0	0	0	0	0	0	0	0	0	0	0+
10	TANNER, Caleb	g	2-4	2-4	2-3	1	1	2	3	8	0	0	0	0	16
11	FIELDS JR, Travis	g	0-2	0-2	0-0	0	1	1	3	0	6	1	0	0	18
13	BUTTS IV, Leroy	g	1-3	0-0	0-0	1	1	2	2	2	0	0	0	0	5
15	HOLLAND, Devonnte	g	5-9	0-0	1-2	1	1	2	5	11	0	2	0	0	17
45	BOLSTAD, Darius	g	3-6	0-0	3-4	1	3	4	1	9	0	0	0	0	11
	Team					0	0	0							
	Totals		24-61	7-19	7-11	10	24	34	25	62	10	9	1	1	200

FG % 1st Half: 13-29 44.8% 2nd half: 11-32 34.4% Game: 24-61 39.3%  
3FG % 1st Half: 3-9 33.3% 2nd half: 4-10 40.0% Game: 7-19 36.8%  
FT % 1st Half: 4-6 66.7% 2nd half: 3-5 60.0% Game: 7-11 63.6%

Vanderbilt 74 • 3-4

#	Player	Total		3-Ptr		Rebounds			PF	TP	A	TO	Bk	Stl	Min
		FG-FGA	FG-FGA	FT-FTA	Off	Def	Tot								
02	TOYE, Joe	f	2-6	1-5	3-4	1	3	4	3	8	0	2	1	2	23
11	ROBERSON, Jeff	f	5-8	2-3	2-2	2	7	9	5	14	1	1	0	1	28
12	BAPTISTE, Djery	c	3-5	0-0	2-3	2	1	3	0	8	0	0	1	0	31
00	LEE, Saben	g	0-3	0-2	1-2	0	2	2	0	1	1	0	0	0	11
13	LACHANCE, Riley	g	7-11	3-5	10-10	0	5	5	1	27	1	0	0	2	37
01	WILLIS, Payton	g	0-4	0-2	5-8	2	0	2	1	5	4	1	0	0	28
03	AUSTIN, JR., Larry	g	0-1	0-0	0-0	0	0	0	1	0	0	0	0	0	4
05	FISHER-DAVIS, M.	g	3-11	1-9	0-0	2	4	6	4	7	3	2	0	1	29
15	BROWN, Clevon	g	2-3	0-1	0-2	1	3	4	1	4	0	1	1	0	9
	Team					0	2	2							
	Totals		22-52	7-27	23-31	10	27	37	16	74	10	8	3	6	200

FG % 1st Half: 12-29 41.4% 2nd half: 10-23 43.5% Game: 22-52 42.3%  
3FG % 1st Half: 4-15 26.7% 2nd half: 3-10 30.0% Game: 7-27 25.9%  
FT % 1st Half: 8-10 80.0% 2nd half: 15-21 71.4% Game: 23-31 74.2%

Officials: Anthony Jordan, John Gaffney, Owen Shortt  
Technical fouls: Radford-None. Vanderbilt-None.  
Attendance: 8027

Score by periods	1st	2nd	Total
Radford	33	29	62
Vanderbilt	36	38	74

Last FG - RAD 2nd-00:21, VU 2nd-01:30.  
Largest lead - RAD by 10 1st-05:02, VU by 13 2nd-01:05.  
RAD led for 16:55. VU led for 21:19. Game was tied for 01:40.

Score tied - 4 times.  
Lead changed - 1 time.

Official Basketball Box Score -- Game Totals -- Final Statistics  
Vanderbilt vs Seton Hall  
11/24/17 10:00 PM at Barclays Center - Brooklyn, N.Y.



Vanderbilt 59 • 2-4

#	Player	Total		3-Ptr		Rebounds			PF	TP	A	TO	Bk	Stl	Min
		FG-FGA	FG-FGA	FT-FTA	Off	Def	Tot								
15	BROWN, Clevon	f	1-3	0-2	0-0	0	0	0	1	2	0	1	1	0	11
50	OBINNA, Ejike	f	3-3	0-0	3-5	2	3	5	4	9	0	0	1	0	20
02	TOYE, Joe	g	2-3	0-1	2-2	1	2	3	2	6	0	3	0	0	13
03	AUSTIN, JR., Larry	g	0-3	0-1	0-0	0	1	1	3	0	2	3	0	0	16
10	EVANS, Maxwell	g	1-5	0-2	0-0	0	2	2	0	2	0	0	0	0	16
00	LEE, Saben	g	3-10	1-2	1-1	1	0	1	2	8	4	0	0	0	26
05	FISHER-DAVIS, M.	g	2-9	0-5	0-0	2	6	8	3	4	0	1	0	2	24
11	ROBERSON, Jeff	g	5-10	2-5	8-8	2	11	13	3	20	0	3	0	0	31
12	BAPTISTE, Djery	g	0-1	0-0	2-2	0	2	2	5	2	0	2	0	0	15
13	LACHANCE, Riley	g	2-9	2-6	0-0	1	1	2	1	6	1	1	0	0	28
	Team					2	0	2							
	Totals		19-56	5-24	16-18	11	28	39	24	59	7	16	2	2	200

FG % 1st Half: 13-27 48.1% 2nd half: 6-29 20.7% Game: 19-56 33.9%  
3FG % 1st Half: 5-12 41.7% 2nd half: 0-12 0.0% Game: 5-24 20.8%  
FT % 1st Half: 1-3 33.3% 2nd half: 15-15 100.0% Game: 16-18 88.9%

Seton Hall 72 • 5-1

#	Player	Total		3-Ptr		Rebounds			PF	TP	A	TO	Bk	Stl	Min
		FG-FGA	FG-FGA	FT-FTA	Off	Def	Tot								
14	SANOGO, Ismael	f	1-3	0-1	2-2	1	7	8	3	4	1	0	4	1	26
31	DELGADO, Angel	c	5-9	0-0	5-9	0	8	8	3	15	1	3	0	1	29
00	CARRINGTON, Khadeen	g	0-5	0-1	1-3	0	3	3	0	1	3	1	0	0	30
13	POWELL, Myles	g	4-10	1-7	2-2	0	2	2	1	11	1	1	0	1	29
20	RODRIGUEZ, Desi	g	12-21	1-6	2-6	2	3	5	3	27	0	0	0	0	32
01	NZEI, Michael	g	3-4	0-0	2-2	3	1	4	1	8	0	2	0	0	13
04	ROYDON, Eron	g	0-0	0-0	0-0	0	1	1	1	0	4	0	0	1	11
21	GERNOLDS, Shavar	g	1-1	1-1	0-0	0	0	0	1	3	0	0	0	0	0+
22	CALE, Myles	g	0-3	0-1	0-0	0	0	0	0	0	0	0	0	0	18
23	MAMUKELASHVILI, S.	g	1-1	1-1	0-0	1	0	1	3	3	0	1	1	0	12
25	FLORY, Philip	g	0-1	0-0	0-0	0	0	0	0	0	0	0	0	0	0+
	Team					1	0	1							



Official Basketball Box Score - Game Totals -- Final Statistics  
Middle Tennessee vs Vanderbilt  
12/06/17 7 p.m. at Nashville, Tenn. (Memorial Gym)



Middle Tennessee 66 • 6-1

#	Player	Total		3-Ptr		Rebounds			PF	TP	A	TO	Blk	Stl	Min
		FG-FGA	FT-FTA	FG-FGA	FT-FTA	Off	Def	Tot							
01	WALTERS, Brandon	f	7-10	0-0	2-5	5	0	5	4	16	1	1	1	0	26
05	KING, Nick	f	7-18	0-2	9-11	1	5	6	3	23	4	0	0	0	34
11	SIMPSON, Edward	g	1-3	1-3	0-0	1	5	6	1	3	0	1	0	0	31
20	POTTS, Giddy	g	5-16	2-7	4-6	1	3	4	3	16	5	1	0	1	40
21	SIMMONS, David	g	2-4	0-1	0-0	1	4	5	4	4	2	1	0	1	30
00	DIXON, Tyrik	g	0-0	0-0	0-0	0	1	1	1	0	0	0	0	0	6
03	SIMS, Donovan	g	0-0	0-0	0-0	0	2	2	0	0	1	0	0	0	9
04	HAWTHORNE, James	g	0-0	0-0	0-0	1	1	2	0	0	0	0	0	0	9
12	SHELTON-SZMIDT, Th.	g	0-1	0-0	0-0	0	1	1	0	0	0	1	0	1	4
25	GAMBLE, Karl	g	2-4	0-1	0-1	2	2	4	2	4	0	1	0	0	14
	Team					2	1	3							
Totals			24-56	3-14	15-23	14	25	39	18	66	13	9	1	3	200

FG % 1st Half: 12-33 36.4% 2nd half: 12-23 52.2% Game: 24-56 42.9%  
3FG % 1st Half: 0-6 0.0% 2nd half: 3-8 37.5% Game: 3-14 21.4%  
FT % 1st Half: 4-8 50.0% 2nd half: 11-15 73.3% Game: 15-23 65.2%

Vanderbilt 63 • 3-6

#	Player	Total		3-Ptr		Rebounds			PF	TP	A	TO	Blk	Stl	Min
		FG-FGA	FT-FTA	FG-FGA	FT-FTA	Off	Def	Tot							
02	TOYE, Joe	f	0-6	0-3	0-0	1	1	2	2	0	1	1	1	0	19
11	ROBERSON, Jeff	f	2-6	1-2	8-8	2	2	4	2	13	0	2	0	1	32
12	BAPTISTE, Djery	c	2-7	0-0	0-0	2	4	6	2	4	1	0	3	0	22
00	LEE, Saben	g	2-6	0-2	1-2	0	0	0	2	5	3	1	0	1	26
13	LACHANCE, Riley	g	3-10	0-6	3-3	2	3	5	3	9	5	1	0	0	36
01	WILLIS, Payton	g	3-6	2-5	1-2	1	4	5	1	9	0	0	0	0	17
05	FISHER-DAVIS, M.	g	5-9	5-8	2-3	0	7	7	2	17	0	1	1	0	33
15	BROWN, Clevon	g	3-4	0-1	0-1	3	1	4	3	6	1	0	0	1	13
50	OBINNA, Ejike	g	0-0	0-0	0-0	0	0	0	2	0	0	1	0	0	2
	Team					0	0	0							
Totals			20-54	8-27	15-19	11	22	33	19	63	11	9	5	3	200

FG % 1st Half: 11-23 47.8% 2nd half: 9-31 29.0% Game: 20-54 37.0%  
3FG % 1st Half: 3-10 30.0% 2nd half: 5-17 29.4% Game: 8-27 29.6%  
FT % 1st Half: 7-9 77.8% 2nd half: 8-10 80.0% Game: 15-19 78.9%

Officials: Terry Oglesby, Byron Jarrett, Tim Gattis  
Technical fouls: Middle Tennessee-None. Vanderbilt-None.  
Attendance: 8739

Score by periods	1st	2nd	Total
Middle Tennessee	28	38	66
Vanderbilt	32	31	63

Last FG - MT 2nd-01:15, VU 2nd-02:13.  
Largest lead - MT by 7 1st-13:43, VU by 7 1st-03:19.  
MT led for 12:03. VU led for 23:30. Game was tied for 04:17.  
Score tied - 6 times.  
Lead changed - 9 times.



Official Basketball Box Score - Game Totals -- Final Statistics  
Vanderbilt vs Arizona State  
12-17-17 Noon MT at Ned Wulk Court/Wells Fargo Arena-Tempe



Vanderbilt 64 • 3-7

#	Player	Total		3-Ptr		Rebounds			PF	TP	A	TO	Blk	Stl	Min
		FG-FGA	FT-FTA	FG-FGA	FT-FTA	Off	Def	Tot							
02	TOYE, Joe	f	6-18	2-11	0-0	2	0	2	3	14	1	3	1	0	33
11	ROBERSON, Jeff	f	1-7	0-2	5-5	2	5	7	4	7	0	2	0	0	32
00	LEE, Saben	g	9-14	1-4	5-9	2	3	5	3	24	6	2	0	4	38
05	FISHER-DAVIS, M.	g	1-10	0-8	0-0	2	6	8	3	2	3	2	1	3	33
13	LACHANCE, Riley	g	1-8	1-4	0-0	0	3	3	3	3	0	0	0	0	27
01	WILLIS, Payton	g	1-2	0-0	1-1	0	0	0	2	3	0	1	0	0	11
03	AUSTIN, JR., Larry	g	2-3	0-0	2-2	1	0	1	2	6	0	0	0	0	13
10	EVANS, Maxwell	g	0-2	0-2	0-0	1	1	0	0	0	0	0	0	0	4
15	BROWN, Clevon	g	2-4	0-0	1-2	1	1	2	5	0	1	0	0	0	9
	Team					6	2	8							
Totals			23-68	4-31	14-19	16	21	37	23	64	10	15	2	7	200

FG % 1st Half: 11-32 34.4% 2nd half: 12-36 33.3% Game: 23-68 33.8%  
3FG % 1st Half: 3-14 21.4% 2nd half: 1-17 5.9% Game: 4-31 12.9%  
FT % 1st Half: 4-6 66.7% 2nd half: 10-13 76.9% Game: 14-19 73.7%

Arizona State 76 • 10-0

#	Player	Total		3-Ptr		Rebounds			PF	TP	A	TO	Blk	Stl	Min
		FG-FGA	FT-FTA	FG-FGA	FT-FTA	Off	Def	Tot							
10	Shibel, Vitaliy	f	1-3	0-2	1-2	0	3	3	3	3	0	1	1	0	19
23	White, Romello	f	6-8	0-0	0-2	8	1	9	5	12	1	5	2	0	18
00	Holder, Tra	g	6-15	2-6	11-11	1	4	5	1	25	2	4	0	2	37
11	Evans II, Shannon	g	4-12	2-9	5-6	0	5	5	2	15	2	0	0	0	34
44	Justice, Kodi	g	2-7	1-5	2-2	0	4	4	1	7	0	1	0	0	34
01	Martin, Remy	g	3-8	0-1	0-0	1	2	3	3	6	0	3	1	0	26
03	Mitchell, Mickey	g	3-4	0-0	2-5	4	9	13	4	8	2	1	0	2	23
22	Witherill, Austin	g	0-0	0-0	0-0	0	0	0	0	0	0	0	0	0	1
24	Salzman, Jordan	g	0-0	0-0	0-0	0	0	0	0	0	0	0	0	0	1
25	Fogerty, Grant	g	0-0	0-0	0-0	0	0	0	0	0	0	0	0	0	1
35	Lake, De'Quon	g	0-0	0-0	0-0	0	0	0	1	0	0	2	1	0	6
	Team					1	4	5							
Totals			25-57	5-23	21-28	15	32	47	20	76	7	17	5	4	200

FG % 1st Half: 11-30 36.7% 2nd half: 14-27 51.9% Game: 25-57 43.9%  
3FG % 1st Half: 2-11 18.2% 2nd half: 3-12 25.0% Game: 5-23 21.7%  
FT % 1st Half: 6-10 60.0% 2nd half: 15-18 83.3% Game: 21-28 75.0%

Officials: Tony Padilla, David Hall, Michael Greenstein  
Technical fouls: Vanderbilt-TEAM. Arizona State-Martin, Remy.  
Attendance: 10797

ASU enters game ranked fifth in the AP poll.  
9-0 record entering is tied for best start in ASU history.

Score by periods	1st	2nd	Total
Vanderbilt	29	35	64
Arizona State	30	46	76

Last FG - VU 2nd-00:13, ASU 2nd-02:32.  
Largest lead - VU by 13 1st-15:03, ASU by 20 2nd-13:30.  
VU led for 19:34. ASU led for 20:03. Game was tied for 00:23.  
Score tied - 0 times.  
Lead changed - 1 time.



Official Basketball Box Score - Game Totals -- Final Statistics  
Houston Baptist vs Vanderbilt  
12/20/17 6 p.m. at Nashville, Tenn. (Memorial Gym)



Houston Baptist 48 • 4-9

#	Player	Total		3-Ptr		Rebounds			PF	TP	A	TO	Blk	Stl	Min
		FG-FGA	FT-FTA	FG-FGA	FT-FTA	Off	Def	Tot							
05	CARAHAR, David	f	3-12	0-2	1-2	3	3	6	1	7	2	3	0	0	24
15	HARDT, Edward	c	0-1	0-0	2-2	0	1	1	0	2	0	1	0	0	10
00	DUBOSE, Ian	g	6-10	1-2	7-13	3	1	4	4	20	1	1	0	0	32
21	GATES, JR., Will	g	0-3	0-1	0-0	1	1	2	1	0	0	0	0	0	19
30	BONDS, Braxton	g	2-8	0-0	0-1	2	2	4	3	4	0	2	0	3	33
02	MCKENZIE, Philip	g	2-4	0-0	1-4	4	5	9	0	5	0	1	0	0	17
04	O'SUJI, Stephen	g	0-1	0-0	0-0	0	1	1	0	0	0	0	0	0	3
11	EMILI, Chukeka	g	1-2	0-0	0-0	0	3	3	4	2	0	1	1	1	18
12	MYLES, Tim	g	0-3	0-0	0-0	1	0	1	2	0	1	2	2	1	12
22	GATES, Jalon	g	2-11	0-7	4-4	0	1	1	2	8	0	1	0	0	12
23	LYNCH-DANIELS, O.	g	0-6	0-4	0-0	0	2	2	1	0	1	1	0	1	20
	Team					2	2	4							
Totals			16-61	1-18	15-26	16	22	38	18	48	5	14	3	6	200

FG % 1st Half: 6-28 21.4% 2nd half: 10-33 30.3% Game: 16-61 26.2%  
3FG % 1st Half: 0-7 0.0% 2nd half: 1-11 9.1% Game: 1-18 5.6%  
FT % 1st Half: 5-9 55.6% 2nd half: 10-17 58.8% Game: 15-26 57.7%

Vanderbilt 81 • 4-7

#	Player	Total		3-Ptr		Rebounds			PF	TP	A	TO	Blk	Stl	Min
		FG-FGA	FT-FTA	FG-FGA	FT-FTA	Off	Def	Tot							
02	TOYE, Joe	f	2-8	0-3	3-4	0	3	3	1	7	2	0	2	1	23
11	ROBERSON, Jeff	f	4-8	1-4	8-8	3	7	10	3	17	0	2	0	0	27
00	LEE, Saben	g	1-6	0-2	1-1	1	3	4	3	3	5	3	1	1	20
05	FISHER-DAVIS, M.	g	6-10	5-9	2-2	1	4	5	2	19	3	3	1	2	26
13	LACHANCE, Riley	g	4-6	3-4	0-0	0	4								

Official Basketball Box Score - Game Totals - Final Statistics  
**Vanderbilt vs Florida**  
 12/30/17 4 p.m. at Exactech Arena - Gainesville, Fla.



**Vanderbilt 74 • 5-8, 0-1 SEC**

#	Player	Total		3-Ptr		Rebounds			PF	TP	A	TO	Blk	Stl	Min
		FG-FGA	FG-FGA	FT-FTA	Off	Def	Tot								
02	TOYE, Joe	f	0-5	0-3	0-0	0	1	1	5	0	1	1	0	0	21
11	ROBERSON, Jeff	f	7-14	3-7	1-3	4	3	7	4	18	1	1	0	0	34
00	LEE, Saben	g	4-9	0-2	5-5	0	3	3	3	13	2	0	0	0	24
05	FISHER-DAVIS, M.	g	7-17	3-9	0-0	1	3	4	2	17	1	0	1	0	33
13	LACHANCE, Riley	g	3-5	2-4	3-3	0	4	4	4	11	3	2	0	1	26
01	WILLIS, Payton	g	3-6	3-4	1-2	1	1	2	4	10	4	0	0	0	28
03	AUSTIN, JR., Larry	g	0-1	0-0	0-0	0	0	0	0	0	1	1	0	0	7
10	EVANS, Maxwell	g	0-2	0-1	0-0	0	2	2	0	0	1	0	0	0	5
12	BAPTISTE, Djery	g	0-0	0-0	0-0	0	2	2	2	0	0	1	2	0	7
15	BROWN, Clevon	g	2-3	1-1	0-1	2	4	6	0	5	0	0	0	0	15
Team						4	1	5							
Totals			26-62	12-31	10-14	12	24	36	24	74	14	9	3	1	200

FG % 1st Half: 7-25 28.0% 2nd half: 19-37 51.4% Game: 26-62 41.9% Deadball Rebounds 0  
 3FG % 1st Half: 5-12 41.7% 2nd half: 7-19 36.8% Game: 12-31 38.7%  
 FT % 1st Half: 1-1 100.0 2nd half: 9-13 69.2% Game: 10-14 71.4%

**Florida 81 • 9-4, 1-0 SEC**

#	Player	Total		3-Ptr		Rebounds			PF	TP	A	TO	Blk	Stl	Min
		FG-FGA	FG-FGA	FT-FTA	Off	Def	Tot								
25	Stone, Keith	f	2-9	0-1	2-2	3	3	6	4	6	1	1	3	1	28
13	Hayes, Kevarrius	c	2-2	0-0	3-4	1	4	5	4	7	2	1	4	0	24
04	Koulechov, Egor	g	5-13	2-4	10-10	0	8	8	0	22	0	1	0	1	34
05	Allen, KeVaughn	g	4-6	2-3	6-6	0	3	3	2	16	1	0	2	1	38
11	Chiozza, Chris	g	7-15	1-4	2-2	0	4	4	3	17	3	1	0	0	36
00	Okaura, Mike	g	0-3	0-2	0-0	0	2	2	1	0	0	0	0	0	6
03	Hudson, Jalen	g	2-5	2-4	2-4	0	2	2	0	8	0	0	1	0	14
21	Bassett, Dontay	g	0-0	0-0	0-0	1	0	1	0	0	0	0	0	1	4
24	Ballard, Deaundrea	g	1-1	1-1	2-2	2	1	3	1	5	0	1	0	0	16
Team						1	1	2							
Totals			23-54	8-19	27-30	8	28	36	15	81	7	5	10	4	200

FG % 1st Half: 14-31 45.2% 2nd half: 9-23 39.1% Game: 23-54 42.6% Deadball Rebounds 2  
 3FG % 1st Half: 7-15 46.7% 2nd half: 1-4 25.0% Game: 8-19 42.1%  
 FT % 1st Half: 5-5 100.0 2nd half: 22-25 88.0% Game: 27-30 90.0%

Officials: Tony Greene, Tony Henderson, Vladimir Voyard-Tadal  
 Technical fouls: Vanderbilt-None. Florida-None.  
 Attendance: 10274  
 VU#2 J.Toye fouls out at 7:35(2)

Score by periods	1st	2nd	Total
Vanderbilt	20	54	74
Florida	40	41	81

Last FG - VU 2nd-00:09, UF 2nd-00:43.  
 Largest lead - VU None, UF by 20 1st-00:04.  
 VU led for 00:00. UF led for 38:49. Game was tied for 01:11.

Score tied - 0 times.  
 Lead changed - 0 times.



Official Basketball Box Score - Game Totals - Final Statistics  
**Alabama vs Vanderbilt**  
 01/02/18 6 p.m. at Nashville, Tenn. (Memorial Gym)



**Alabama 75 • 9-5, 1-1 SEC**

#	Player	Total		3-Ptr		Rebounds			PF	TP	A	TO	Blk	Stl	Min
		FG-FGA	FG-FGA	FT-FTA	Off	Def	Tot								
00	Hall, Donta	f	6-6	0-0	2-3	1	5	6	3	14	0	2	2	1	27
25	Key, Braxton	f	3-8	1-2	2-2	1	5	6	2	9	3	1	1	4	33
02	Sexton, Collin	g	8-14	1-2	7-7	0	3	3	4	24	5	2	0	3	30
12	Ingram, Dazon	g	2-4	0-1	5-6	0	6	6	1	9	2	2	3	0	29
23	Petty, John	g	1-6	0-3	0-0	0	1	1	0	2	1	1	0	1	28
04	Giddens, Daniel	g	1-2	0-0	3-4	0	1	1	4	5	1	0	0	1	12
05	Johnson Jr, Avery	g	2-4	2-3	0-0	0	2	2	1	6	0	1	0	0	19
10	Jones, Herbert	g	3-8	0-0	0-0	2	1	3	2	6	1	1	2	0	21
30	Smith, Galin	g	0-0	0-0	0-0	0	0	0	0	0	0	0	0	0	1
Team						0	3	3							
Totals			26-52	4-11	19-22	4	27	31	17	75	13	10	8	10	200

FG % 1st Half: 11-26 42.3% 2nd half: 15-26 57.7% Game: 26-52 50.0% Deadball Rebounds 1  
 3FG % 1st Half: 3-8 37.5% 2nd half: 1-3 33.3% Game: 4-11 36.4%  
 FT % 1st Half: 8-9 88.9% 2nd half: 11-13 84.6% Game: 19-22 86.4%

**Vanderbilt 76 • 6-8, 1-1 SEC**

#	Player	Total		3-Ptr		Rebounds			PF	TP	A	TO	Blk	Stl	Min
		FG-FGA	FG-FGA	FT-FTA	Off	Def	Tot								
11	ROBERSON, Jeff	f	5-11	2-2	5-6	0	5	5	3	17	2	2	0	2	34
15	BROWN, Clevon	f	1-5	0-3	1-2	3	2	5	2	3	1	1	2	1	16
00	LEE, Saben	g	7-14	2-4	7-9	1	0	1	1	23	2	3	0	3	27
10	EVANS, Maxwell	g	2-7	1-6	4-5	0	1	1	1	9	1	2	0	0	24
13	LACHANCE, Riley	g	3-5	2-3	2-2	0	2	2	2	10	5	3	0	0	30
01	WILLIS, Payton	g	0-3	0-3	0-0	0	1	1	1	0	0	0	0	0	10
02	TOYE, Joe	g	0-1	0-0	1-2	0	1	1	1	1	0	0	0	0	6
05	FISHER-DAVIS, M.	g	4-7	3-4	0-0	2	3	5	3	11	0	1	0	1	29
12	BAPTISTE, Djery	g	1-1	0-0	0-0	0	7	7	1	2	0	0	3	0	24
Team						3	2	5							
Totals			23-54	10-25	20-26	9	24	33	15	76	12	12	5	7	200

FG % 1st Half: 12-30 40.0% 2nd half: 11-24 45.8% Game: 23-54 42.6% Deadball Rebounds 1  
 3FG % 1st Half: 8-16 50.0% 2nd half: 2-9 22.2% Game: 10-25 40.0%  
 FT % 1st Half: 11-13 84.6% 2nd half: 9-13 69.2% Game: 20-26 76.9%

Officials: Doug Shows, Byron Jarrett, Owen Shortt  
 Technical fouls: Alabama-None. Vanderbilt-None.  
 Attendance: 9519

Score by periods	1st	2nd	Total
Alabama	33	42	75
Vanderbilt	43	33	76

Last FG - UA 2nd-00:06, VU 2nd-00:18.  
 Largest lead - UA by 4 1st-18:11, VU by 15 2nd-19:16.  
 UA led for 04:42. VU led for 33:57. Game was tied for 01:21.

Score tied - 3 times.  
 Lead changed - 3 times.

Official Basketball Box Score - Game Totals - Final Statistics  
**Vanderbilt vs South Carolina**  
 1/6/18 6:45 p.m. ET at Columbia, S.C. (Colonial Life Arena)



**Vanderbilt 60 • 6-9, 1-2 SEC**

#	Player	Total		3-Ptr		Rebounds			PF	TP	A	TO	Blk	Stl	Min
		FG-FGA	FG-FGA	FT-FTA	Off	Def	Tot								
11	ROBERSON, Jeff	f	2-6	1-5	4-6	2	7	9	4	9	3	3	0	1	33
15	BROWN, Clevon	f	0-3	0-2	0-1	0	2	2	4	0	0	1	0	0	12
00	LEE, Saben	g	6-11	3-5	2-4	0	2	2	5	17	2	3	0	1	31
10	EVANS, Maxwell	g	1-4	1-3	2-2	3	1	4	4	5	0	4	0	1	23
13	LACHANCE, Riley	g	1-5	1-5	0-0	1	0	1	5	3	2	3	0	0	25
01	WILLIS, Payton	g	2-6	0-3	0-0	1	2	3	2	4	1	1	0	1	16
02	TOYE, Joe	g	0-1	0-0	0-0	0	2	2	1	0	0	1	0	0	9
03	AUSTIN, JR., Larry	g	0-0	0-0	0-0	0	0	0	0	0	0	0	0	0	0
05	FISHER-DAVIS, M.	g	4-11	2-6	2-2	1	4	5	1	12	2	3	4	0	27
12	BAPTISTE, Djery	g	3-7	0-0	4-5	1	4	5	5	10	0	0	0	3	24
Team						0	1	1							
Totals			19-54	8-29	14-20	9	25	34	31	60	10	19	4	7	200

FG % 1st Half: 8-23 34.8% 2nd half: 11-31 35.5% Game: 19-54 35.2% Deadball Rebounds 1,2  
 3FG % 1st Half: 4-10 40.0% 2nd half: 4-19 21.1% Game: 8-29 27.6%  
 FT % 1st Half: 8-12 66.7% 2nd half: 6-8 75.0% Game: 14-20 70.0%

**South Carolina 71 • 10-5, 1-2 SEC**

#	Player	Total		3-Ptr		Rebounds			PF	TP	A	TO	Blk	Stl	Min
		FG-FGA	FG-FGA	FT-FTA	Off	Def	Tot								
10	MINAYA, Justin	f	2-7	1-3	1-3	2	3	5	3	6	1	0	1	1	31
21	KOTSAR, Maik	f	1-2	0-0	0-0	0	5	5	4	2	1	2	1	0	20
30	SILVA, Chris	f	9-15	0-0	9-12	2	6	8	1	27	1	1	0	0	31
15	MYERS, Wesley	g	4-5	1-1	8-12	1	2	3	3	17	1	2	0	1	22
23	HINSON, Evan	g	2-4	0-2	2-2	0	2	2	2	6	0	0	0	0	13
00	BEATY, David	g	1-7	1-2	0-1	0	0	0	0	3	1	6	0	2	24
05	BOOKER, Frank	g	0-4	0-0	4-7	0	4	4	2	4	0	1	0	3	28
13	HAASE, Felipe	g													



Official Basketball Box Score - Game Totals -- Final Statistics  
**Kentucky vs Vanderbilt**  
 01/13/18 3 p.m. at Nashville, Tenn. (Memorial Gym)



**Kentucky 74 • 14-3, 4-1 SEC**

#	Player	Total		3-Ptr		Rebounds		PF	TP	A	TO	Blk	Stl	Min	
		FG-FGA	FT-FTA	FG-FGA	FT-FTA	Off	Def								Tot
04	Richards, Nick	f	2-2	0-0	0-0	0	3	3	3	4	0	1	2	0	12
05	Knox, Kevin	f	5-9	0-2	7-7	1	3	4	2	17	1	1	0	1	28
25	Washington, PJ	f	2-4	1-1	5-8	3	5	8	2	10	2	4	0	0	38
03	Diallo, Hamidou	g	2-7	1-2	5-8	1	2	3	4	10	1	1	2	0	39
22	Gilgeous-Alexander	g	7-11	1-1	7-10	0	4	4	3	22	6	3	0	0	39
01	Killeya-Jones, Sacha	g	2-2	0-0	0-0	1	1	2	3	4	0	0	1	1	15
32	Gabriel, Wenyen	g	3-8	0-4	1-4	2	7	9	2	7	1	1	2	1	29
Team						1	1	2							
Totals			23-43	3-10	25-37	9	26	35	19	74	11	11	7	3	200

FG % 1st Half: 11-22 50.0% 2nd half: 12-21 57.1% Game: 23-43 53.5%  
 3FG % 1st Half: 2-6 33.3% 2nd half: 1-4 25.0% Game: 3-10 30.0%  
 FT % 1st Half: 12-18 66.7% 2nd half: 13-19 68.4% Game: 25-37 67.6%

**Vanderbilt 67 • 6-11, 1-4 SEC**

#	Player	Total		3-Ptr		Rebounds		PF	TP	A	TO	Blk	Stl	Min	
		FG-FGA	FT-FTA	FG-FGA	FT-FTA	Off	Def								Tot
11	ROBERSON, Jeff	f	6-12	2-7	6-6	2	5	7	4	20	1	0	0	0	38
12	BAPTISTE, Djery	c	0-2	0-0	2-2	2	2	4	4	2	0	1	2	0	21
00	LEE, Saben	g	4-10	1-3	3-4	2	1	3	3	12	3	3	0	2	31
05	FISHER-DAVIS, M.	g	2-6	0-3	5-5	1	2	3	2	9	0	0	0	1	16
13	LACHANCE, Riley	g	3-7	0-4	0-0	0	2	2	1	6	4	1	0	0	27
01	WILLIS, Payton	g	3-7	2-6	0-0	0	3	3	3	8	3	1	0	2	22
02	TOYE, Joe	g	1-6	0-1	2-3	1	0	1	3	4	0	0	0	0	21
10	EVANS, Maxwell	g	0-1	0-0	0-0	0	1	1	2	0	0	0	0	0	4
15	BROWN, Clevon	g	2-3	1-1	0-1	2	2	4	1	5	0	0	2	1	17
50	OBINNA, Ejike	g	0-1	0-0	1-2	1	0	1	0	1	0	0	0	0	3
Team						1	0	1							
Totals			21-55	6-25	19-27	12	18	30	23	67	11	7	4	6	200

FG % 1st Half: 7-27 25.9% 2nd half: 14-28 50.0% Game: 21-55 38.2%  
 3FG % 1st Half: 1-11 9.1% 2nd half: 5-14 35.7% Game: 6-25 24.0%  
 FT % 1st Half: 12-13 92.3% 2nd half: 7-14 50.0% Game: 19-27 70.4%

Officials: Tony Greene, Byron Jarrett, Garrick Shannon  
 Technical fouls: Kentucky-None. Vanderbilt-None.  
 Attendance: 13389

Score by periods	1st	2nd	Total
Kentucky	36	38	74
Vanderbilt	27	40	67

Last FG - UK 2nd-01:17, VU 2nd-00:34.  
 Largest lead - UK by 9 1st-00:02, VU by 4 1st-17:03.  
 UK led for 32:43. VU led for 02:17. Game was tied for 04:58.

Points	In	Off	2nd	Fast	Bench
UK	36	6	13	2	11
VU	26	10	6	0	18

Score tied - 3 times.  
 Lead changed - 3 times.



Official Basketball Box Score - Game Totals -- Final Statistics  
**Vanderbilt vs Mississippi State**  
 01-16-18 6 p.m. at Starkville, Miss. (Humphrey Coliseum)



**Vanderbilt 62 • 6-12,1-5**

#	Player	Total		3-Ptr		Rebounds		PF	TP	A	TO	Blk	Stl	Min	
		FG-FGA	FT-FTA	FG-FGA	FT-FTA	Off	Def								Tot
11	ROBERSON, Jeff	f	5-10	0-4	0-1	0	2	2	4	10	2	2	0	0	26
12	BAPTISTE, Djery	c	1-3	0-0	0-0	0	2	2	2	2	0	1	0	0	12
00	LEE, Saben	g	2-6	0-3	2-2	5	5	1	6	4	2	0	0	0	28
01	WILLIS, Payton	g	3-8	2-6	0-0	0	0	0	0	8	0	0	0	1	26
13	LACHANCE, Riley	g	2-4	1-3	0-0	0	7	7	3	5	4	1	0	0	25
02	TOYE, Joe	g	1-2	1-2	0-0	0	1	1	1	3	1	1	0	0	20
03	AUSTIN, JR., Larry	g	2-2	0-0	0-0	0	1	1	1	4	2	0	0	1	16
10	EVANS, Maxwell	g	1-2	0-0	0-0	0	2	2	0	2	0	1	0	0	5
15	BROWN, Clevon	g	3-7	0-2	2-2	0	2	2	2	8	1	1	2	0	20
50	OBINNA, Ejike	g	6-9	0-0	2-4	1	3	4	1	14	0	1	1	0	22
Team						2	1	3							
Totals			26-53	4-20	6-9	3	26	29	15	62	14	10	3	2	200

FG % 1st Half: 11-26 42.3% 2nd half: 15-27 55.6% Game: 26-53 49.1%  
 3FG % 1st Half: 1-10 10.0% 2nd half: 3-10 30.0% Game: 4-20 20.0%  
 FT % 1st Half: 2-4 50.0% 2nd half: 4-5 80.0% Game: 6-9 66.7%

**Mississippi State 80 • 14-4, 2-3**

#	Player	Total		3-Ptr		Rebounds		PF	TP	A	TO	Blk	Stl	Min	
		FG-FGA	FT-FTA	FG-FGA	FT-FTA	Off	Def								Tot
24	Abdul Ado	f	4-7	0-0	1-4	3	3	6	4	9	1	0	1	1	14
35	Aric Holman	f	7-10	2-3	2-2	4	10	14	1	18	2	0	2	0	26
00	Nick Weatherspoon	g	1-7	0-3	0-0	0	3	3	1	2	4	0	0	0	21
11	Q Weatherspoon	g	8-12	1-3	2-3	1	3	4	2	19	4	2	0	1	28
23	Tyson Carter	g	3-8	2-4	1-1	1	4	5	2	9	2	1	2	30	
01	Lamar Peters	g	3-8	1-3	3-4	0	1	1	0	10	5	0	0	3	22
02	Eli Wright	g	2-3	0-0	1-1	1	0	1	1	5	2	0	0	1	21
03	Xavian Stapleton	g	3-9	2-4	0-0	0	0	0	0	8	0	0	0	0	24
22	KeyShawn Feazell	g	0-0	0-0	0-0	0	0	0	0	0	0	1	0	0	6
45	E.J. Datcher	g	0-0	0-0	0-0	1	0	1	0	0	0	0	1	0	8
Team						0	2	2							
Totals			31-64	8-20	10-15	11	26	37	11	80	20	4	5	8	200

FG % 1st Half: 14-34 41.2% 2nd half: 17-30 56.7% Game: 31-64 48.4%  
 3FG % 1st Half: 3-13 23.1% 2nd half: 5-7 71.4% Game: 8-20 40.0%  
 FT % 1st Half: 6-8 75.0% 2nd half: 4-7 57.1% Game: 10-15 66.7%

Officials: Doug Shows, Orlandis Poole, Terry Oglesby  
 Technical fouls: Vanderbilt-None. Mississippi State-None.  
 Attendance: 6633  
 Flagrant 1 Foul on VU #03 at 5:19 left in the 2nd half

Score by periods	1st	2nd	Total
Vanderbilt	25	37	62
Mississippi State	37	43	80

Last FG - VU 2nd-00:25, MS 2nd-00:40.  
 Largest lead - VU None, MS by 21 2nd-03:03.  
 VU led for 00:00. MS led for 36:23. Game was tied for 03:37.

Points	In	Off	2nd	Fast	Bench
VU	44	6	2	4	31
MS	42	17	7	10	23

Score tied - 4 times.  
 Lead changed - 0 times.



Official Basketball Box Score - Game Totals -- Final Statistics  
**LSU vs Vanderbilt**  
 01/20/18 12 p.m. at Nashville, Tenn. (Memorial Gym)



**LSU 71 • 11-7, 2-4 SEC**

#	Player	Total		3-Ptr		Rebounds		PF	TP	A	TO	Blk	Stl	Min	
		FG-FGA	FT-FTA	FG-FGA	FT-FTA	Off	Def								Tot
01	REATH, Duop	f	13-20	1-2	4-8	5	8	13	4	31	1	3	3	0	34
21	EPPS, Aaron	f	1-3	0-1	0-0	0	3	3	4	2	0	1	0	0	11
00	SAMPSON, Brandon	f	1-3	0-2	1-2	0	0	0	1	3	0	1	0	1	19
03	WATERS, Tremont	g	3-12	1-6	0-0	2	2	4	5	7	4	3	0	1	36
04	MAYS, Skylar	g	4-11	1-4	4-5	0	3	3	1	13	1	0	0	2	36
02	RACHAL, Brandon	g	2-6	0-0	4-6	1	1	2	3	8	0	1	1	1	18
05	EDWARDS, Daryl	g	1-2	1-2	0-0	0	2	2	3	3	1	1	0	0	17
10	ALEXANDER, Galen	g	0-1	0-1	0-0	1	1	2	0	0	0	0	0	0	3
14	ONWUASOR, Randy	g	1-3	0-1	0-0	2	2	4	1	2	0	1	0	0	21
44	SIMS, Wayde	g	1-1	0-0	0-0	1	0	1	2	2	0	0	0	0	5
Team						2	2	4							
Totals			27-62	4-19	13-21	14	24	38	24	71	7	12	4	5	200

FG % 1st Half: 10-28 35.7% 2nd half: 17-34 50.0% Game: 27-62 43.5%  
 3FG % 1st Half: 2-8 25.0% 2nd half: 2-11 18.2% Game: 4-19 21.1%  
 FT % 1st Half: 6-8 75.0% 2nd half: 7-13 53.8% Game: 13-21 61.9%

**Vanderbilt 77 • 7-12, 2-5 SEC**

#	Player	Total		3-Ptr		Rebounds		PF	TP	A	TO	Blk	Stl	Min	
		FG-FGA	FT-FTA	FG-FGA	FT-FTA	Off	Def								Tot
11	ROBERSON, Jeff	f	7-13	2-5	4-5	1	5	6	3	20	1	4	0	0	36
12	BAPTISTE, Djery	c	0-2	0-0	1-3	2	3	5	3	1	0	0	3	0	25
00	LEE, Saben	g	5-7	0-1	2-3	0	5	5	2	12	5	3	1	3	34
01	WILLIS, Payton	g	1-6												

Official Basketball Box Score -- Game Totals -- Final Statistics

TCU vs Vanderbilt

01/27/18 3 p.m. at Nashville, Tenn. (Memorial Gym)



TCU 78 • 15-6

#	Player	Total			3-Ptr			Rebounds			PF	TP	A	TO	Blk	Stl	Min
		FG-FGA	FG-FGA	FT-FTA	FG-FGA	FG-FGA	FT-FTA	Off	Def	Tot							
10	BRODZIANSKY, Vlad	f	7-12	1-4	0-0	2	3	5	1	15	1	2	0	0	0	35	
15	MILLER, JD	f	2-3	0-0	0-0	2	1	3	2	4	1	3	0	0	0	16	
01	BANE, Desmond	g	6-11	0-3	0-0	2	2	4	2	12	2	1	1	1	32		
25	ROBINSON, Alex	g	6-11	1-3	0-0	2	2	4	0	13	9	4	0	0	37		
34	WILLIAMS, Kenrich	g	8-14	1-4	0-0	3	6	9	3	17	3	2	0	2	36		
02	OLDEN, Shawn	g	2-4	2-4	0-0	0	1	1	0	6	0	0	0	0	15		
12	NOI, Kouat	g	4-8	3-5	0-0	1	6	7	2	11	2	0	2	2	29		
Team						2	1	3									
Totals			35-63	8-23	0-0	14	22	36	10	78	18	12	3	5	200		

FG % 1st Half: 19-33 57.6% 2nd half: 16-30 53.3% Game: 35-63 55.6% Deadball Rebounds 0  
 3FG % 1st Half: 2-8 25.0% 2nd half: 6-15 40.0% Game: 8-23 34.8%  
 FT % 1st Half: 0-0 0.0% 2nd half: 0-0 0.0% Game: 0-0 0.0%

Vanderbilt 81 • 8-13

#	Player	Total			3-Ptr			Rebounds			PF	TP	A	TO	Blk	Stl	Min
		FG-FGA	FG-FGA	FT-FTA	FG-FGA	FG-FGA	FT-FTA	Off	Def	Tot							
11	ROBERSON, Jeff	f	8-11	3-5	1-1	1	1	2	2	20	2	0	0	2	38		
50	OBINNA, Ejike	c	0-0	0-0	0-0	0	0	0	1	0	0	0	0	0	5		
00	LEE, Saben	g	4-10	1-2	2-3	2	1	3	2	11	4	1	0	3	31		
10	EVANS, Maxwell	g	1-4	0-2	1-1	0	0	0	1	3	1	1	0	0	13		
13	LACHANCE, Riley	g	9-15	4-8	2-2	1	4	5	0	24	4	2	0	0	35		
01	WILLIS, Payton	g	2-3	2-3	0-0	0	1	1	2	6	2	1	0	0	18		
02	TOYE, Joe	g	1-4	1-3	2-2	0	1	1	0	5	0	1	0	0	15		
03	AUSTIN, JR., Larry	g	2-3	0-0	0-0	0	0	0	1	4	0	0	0	0	10		
12	BAPTISTE, Djery	g	2-5	0-0	0-0	1	0	1	1	4	0	1	1	0	9		
15	BROWN, Clevon	g	2-4	0-2	0-0	1	4	5	1	4	0	0	1	1	26		
Team						1	2	3									
Totals			31-59	11-25	8-9	7	14	21	11	81	7	2	6	200			

FG % 1st Half: 17-31 54.8% 2nd half: 14-28 50.0% Game: 31-59 52.5% Deadball Rebounds 0  
 3FG % 1st Half: 6-14 42.9% 2nd half: 5-11 45.5% Game: 11-25 44.0%  
 FT % 1st Half: 3-3 100.0% 2nd half: 5-6 83.3% Game: 8-9 88.9%

Officials: Doug Shows, Joe Lindsay, Owen Shortt  
 Technical fouls: TCU-None. Vanderbilt-None.  
 Attendance: 9755

Score by periods	1st	2nd	Total
TCU	40	38	78
Vanderbilt	43	38	81

	In	Off	2nd	Fast	Bench
Points	Paint	T/O	Chance	Break	
TCU	40	8	8	9	17
VU	34	21	14	12	23

Last FG - TCU 2nd-00:47, VU 2nd-01:17.  
 Largest lead - TCU by 5 1st-10:47, VU by 9 1st-16:59.  
 TCU led for 03:54. VU led for 34:39. Game was tied for 01:19.

Score tied - 1 time.  
 Lead changed - 6 times.

Official Basketball Box Score -- Game Totals -- Final Statistics  
 Vanderbilt vs Auburn  
 02/03/18 7:30 pm at Auburn, Ala. (Auburn Arena)



Vanderbilt 81 • 8-15, 2-8

#	Player	Total			3-Ptr			Rebounds			PF	TP	A	TO	Blk	Stl	Min
		FG-FGA	FG-FGA	FT-FTA	FG-FGA	FG-FGA	FT-FTA	Off	Def	Tot							
11	ROBERSON, Jeff	f	10-17	5-9	5-5	1	9	10	2	30	4	0	0	0	0	40	
50	OBINNA, Ejike	c	0-0	0-0	0-0	0	1	1	2	0	0	1	0	1	3		
00	LEE, Saben	g	4-11	0-1	2-2	0	2	2	3	10	2	4	0	2	36		
10	EVANS, Maxwell	g	4-5	2-4	3-4	2	2	4	2	13	1	1	0	1	29		
13	LACHANCE, Riley	g	5-11	1-4	2-3	0	4	4	1	13	6	3	0	2	36		
01	WILLIS, Payton	g	0-2	0-1	0-0	0	0	0	2	0	1	0	0	0	13		
02	TOYE, Joe	g	3-3	1-1	2-0	0	1	1	3	9	0	2	0	0	20		
03	AUSTIN, JR., Larry	g	0-0	0-0	0-0	0	1	1	0	0	0	1	0	0	2		
12	BAPTISTE, Djery	g	0-0	0-0	1-2	0	0	0	0	1	0	0	0	0	3		
15	BROWN, Clevon	g	2-4	1-1	0-1	1	2	3	3	5	0	4	1	0	18		
Team						1	1	2									
Totals			28-53	10-19	15-19	5	23	28	18	81	14	16	1	6	200		

FG % 1st Half: 10-24 41.7% 2nd half: 18-29 62.1% Game: 28-53 52.8% Deadball Rebounds 3  
 3FG % 1st Half: 5-10 50.0% 2nd half: 5-9 55.6% Game: 10-19 52.6%  
 FT % 1st Half: 10-12 83.3% 2nd half: 5-7 71.4% Game: 15-19 78.9%

Auburn 93 • 21-2, 9-1

#	Player	Total			3-Ptr			Rebounds			PF	TP	A	TO	Blk	Stl	Min
		FG-FGA	FG-FGA	FT-FTA	FG-FGA	FG-FGA	FT-FTA	Off	Def	Tot							
13	MURRAY, Desean	f	3-7	1-1	2-2	1	4	5	4	9	3	0	0	0	21		
24	MCLEMORE, Anfernee	f	1-3	0-1	0-0	0	1	1	4	2	0	0	1	0	14		
01	HARPER, Jared	g	4-8	3-6	3-4	0	2	2	2	14	14	3	0	3	33		
02	BROWN, Bryce	g	8-12	5-7	4-7	0	3	3	1	25	0	2	0	2	36		
05	HERON, Mustapha	g	8-12	4-6	3-4	0	5	5	1	23	0	4	0	2	29		
00	SPENCER, Horace	g	0-3	0-0	0-0	1	2	1	0	0	0	1	0	0	16		
04	OKEKE, Chuma	g	5-6	2-2	0-0	1	2	3	1	12	1	0	2	0	27		
00	MITCHELL, Davion	g	0-1	0-0	0-0	0	0	0	3	0	0	2	0	0	11		
14	DUNBAR, Malik	g	3-5	2-3	0-0	0	1	1	1	8	0	1	0	1	13		
Team						1	2	3									
Totals			32-57	17-26	12-17	4	21	25	18	93	18	12	4	8	200		

FG % 1st Half: 16-30 53.3% 2nd half: 16-27 59.3% Game: 32-57 56.1% Deadball Rebounds 3  
 3FG % 1st Half: 8-14 57.1% 2nd half: 9-12 75.0% Game: 17-26 65.4%  
 FT % 1st Half: 5-6 83.3% 2nd half: 7-11 63.6% Game: 12-17 70.6%

Officials: Doug Shows, Gerald Williams, K.B. Burdett Jr.  
 Technical fouls: Vanderbilt-None. Auburn-None.  
 Attendance: 9121

Score by periods	1st	2nd	Total
Vanderbilt	35	46	81
Auburn	45	48	93

	In	Off	2nd	Fast	Bench
Points	Paint	T/O	Chance	Break	
VU	34	20	6	17	15
AU	26	14	4	11	20

Last FG - VU 2nd-00:02, AU 2nd-00:49.  
 Largest lead - VU None, AU by 22 1st-06:32.  
 VU led for 00:00. AU led for 38:48. Game was tied for 01:12.

Score tied - 1 time.  
 Lead changed - 0 times.

Official Basketball Box Score -- Game Totals -- Final Statistics

Vanderbilt vs Kentucky

01/30/18 9:00 pm at Rupp Arena - Lexington, KY



Vanderbilt 81 • 8-14, 2-7

#	Player	Total			3-Ptr			Rebounds			PF	TP	A	TO	Blk	Stl	Min
		FG-FGA	FG-FGA	FT-FTA	FG-FGA	FG-FGA	FT-FTA	Off	Def	Tot							
11	ROBERSON, Jeff	f	5-9	3-6	10-11	2	6	8	4	23	2	2	0	0	43		
50	OBINNA, Ejike	f	3-6	0-0	2-3	0	1	1	2	8	0	0	0	0	8		
00	LEE, Saben	g	3-7	0-1	2-4	0	4	4	4	8	3	3	0	2	33		
10	EVANS, Maxwell	g	0-1	0-1	0-0	0	2	2	1	0	0	1	0	0	11		
13	LACHANCE, Riley	g	5-15	3-8	0-1	0	2	2	4	13	6	2	0	0	36		
01	WILLIS, Payton	g	3-7	2-5	0-0	1	3	4	0	8	1	2	0	0	19		
02	TOYE, Joe	g	7-11	1-3	1-2	0	5	5	4	16	1	1	0	1	31		
03	AUSTIN, JR., Larry	g	1-1	0-0	0-0	0	0	0	1	2	1	1	0	0	4		
12	BAPTISTE, Djery	g	0-0	0-0	0-0	0	2	2	0	0	0	1	0	0	9		
15	BROWN, Clevon	g	1-2	0-1	1-2	5	2	7	1	3	0	1	2	0	31		
Team						2	0	2									
Totals			28-59	9-25	16-23	10	27	37	23	81	14	15	3	3	225		

FG % 1st Half: 12-27 44.4% 2nd half: 12-23 52.2% OT: 4-9 44.4% Game: 28-59 47.5% Deadball Rebounds 2,1  
 3FG % 1st Half: 4-10 40.0% 2nd half: 3-10 30.0% OT: 2-5 40.0% Game: 9-25 36.0%  
 FT % 1st Half: 5-7 71.4% 2nd half: 11-14 78.6% OT: 0-2 0.0% Game: 16-23 69.6%

Kentucky 83 • 17-5, 6-3

#	Player	Total			3-Ptr			Rebounds			PF	TP	A	TO	Blk	Stl	Min
		FG-FGA	FG-FGA	FT-FTA	FG-FGA	FG-FGA	FT-FTA	Off	Def	Tot							
04	Richards, Nick	f	2-5	0-0	6-7	3	3	6	3	10	0	0	2	0	12		
05	Knox, Kevin	f	6-15	2-6	4-7	1	7	8	2	18	0	1	0	1	40		
32																	



Official Basketball Box Score - Game Totals -- Final Statistics  
**Vanderbilt vs Arkansas**  
 02/10/18 7:30 p.m. at Fayetteville, Ark. (Bud Walton Arena)



**Vanderbilt 54 • 9-16, 3-9 SEC**

#	Player	Total		3-Ptr		Rebounds			PF	TP	A	TO	Blk	Stl	Min
		FG-FGA	FT-FTA	FG-FGA	FT-FTA	Off	Def	Tot							
11	ROBERSON, Jeff	2-10	0-5	4-5	2	1	3	3	8	1	2	1	2	29	
50	OBINNA, Ejike	1-2	0-0	0-2	0	2	2	4	2	0	2	0	0	15	
00	LEE, Saben	2-7	2-3	2-2	1	2	3	3	8	0	2	0	0	26	
10	EVANS, Maxwell	0-6	0-2	8-9	2	7	9	1	8	1	1	0	1	27	
13	LACHANCE, Riley	3-11	1-6	1-2	0	3	3	0	8	0	0	0	0	30	
01	WILLIS, Payton	0-6	0-4	2-2	0	6	6	0	2	0	1	0	1	23	
02	TOYE, Joe	1-6	0-4	1-2	1	0	1	2	3	1	2	0	0	12	
03	AUSTIN, JR., Larry	3-4	0-0	2-2	1	2	3	1	8	1	0	1	0	11	
12	BAPTISTE, Djery	1-1	0-0	2-2	1	1	2	1	4	0	1	1	0	13	
15	BROWN, Clevon	1-3	0-2	1-1	0	2	2	1	3	0	1	1	1	14	
	Team				2	1	3	1							
	<b>Totals</b>	<b>14-56</b>	<b>3-26</b>	<b>23-29</b>	<b>10</b>	<b>27</b>	<b>37</b>	<b>17</b>	<b>54</b>	<b>4</b>	<b>12</b>	<b>4</b>	<b>5</b>	<b>200</b>	

FG % 1st Half: 4-26 15.4% 2nd half: 10-30 33.3% Game: 14-56 25.0% Deadball Rebounds 3  
 3FG % 1st Half: 1-4 7.1% 2nd half: 2-12 16.7% Game: 3-26 11.5%  
 FT % 1st Half: 12-12 100.0% 2nd half: 11-17 64.7% Game: 23-29 79.3%

**Arkansas 72 • 17-8, 6-6 SEC**

#	Player	Total		3-Ptr		Rebounds			PF	TP	A	TO	Blk	Stl	Min
		FG-FGA	FT-FTA	FG-FGA	FT-FTA	Off	Def	Tot							
05	COOK,ARLANDO	0-0	0-0	0-0	0	1	1	0	0	0	2	0	0	2	
10	GAFFORD,DANIEL	7-12	0-0	2-5	3	6	9	4	16	0	3	7	2	24	
00	BARFORD,JAYLEN	6-12	4-6	0-1	0	2	2	3	16	1	1	0	0	30	
04	MACON,DARYL	7-17	4-6	3-4	1	3	4	1	21	4	2	0	0	30	
31	BEARD,ANTON	3-6	1-3	0-0	0	4	4	2	7	3	0	0	1	30	
01	THOMPSON,TREY	0-1	0-0	2-2	0	5	5	2	2	2	1	1	2	15	
13	THOMAS,DUSTIN	1-4	0-0	1-2	1	6	7	3	3	2	2	0	1	23	
15	HOLMES,JONATHAN	1-1	0-0	0-0	1	0	1	0	2	0	1	0	0	1	
20	HALL,DARIOUS	0-0	0-0	0-0	0	2	2	5	0	1	1	0	0	14	
22	OSABUOHIEN,GABE	0-0	0-0	1-2	0	2	2	1	1	0	2	1	0	16	
23	JONES,CJ	2-5	0-2	0-0	0	1	1	1	4	0	0	0	0	15	
	Team				2	3	5								
	<b>Totals</b>	<b>27-58</b>	<b>9-17</b>	<b>9-16</b>	<b>8</b>	<b>35</b>	<b>43</b>	<b>22</b>	<b>72</b>	<b>13</b>	<b>15</b>	<b>9</b>	<b>6</b>	<b>200</b>	

FG % 1st Half: 10-26 38.5% 2nd half: 17-32 53.1% Game: 27-58 46.6% Deadball Rebounds 3  
 3FG % 1st Half: 2-6 33.3% 2nd half: 7-11 63.6% Game: 9-17 52.9%  
 FT % 1st Half: 6-9 66.7% 2nd half: 3-7 42.9% Game: 9-16 56.3%

Officials: Karl Hess, Brian Shey, Steven Anderson  
 Technical fouls: Vanderbilt-TEAM. Arkansas-None.  
 Attendance: 17083  
 Estimated Actual Attendance: 11,524  
 Fouled out: Arkansas #20, Hall (1:14 2H)

Score by periods	1st	2nd	Total
Vanderbilt	21	33	54
Arkansas	28	44	72

Points	In	Off	2nd	Fast	Bench
Paint	Paint	T/O	Chance	Break	
VU	20	15	11	2	20
AR	22	12	4	14	12

Last FG - VU 2nd-02:36, AR 2nd-00:27.  
 Largest lead - VU by 6 1st-10:23, AR by 21 2nd-03:18.  
 VU led for 09:55. AR led for 28:45. Game was tied for 01:20.  
 Score tied - 0 times.  
 Lead changed - 3 times.



Official Basketball Box Score - Game Totals -- Final Statistics  
**Mississippi State vs Vanderbilt**  
 02/14/18 6 p.m. at Nashville, Tenn. (Memorial Gym)



**Mississippi State 80 • 18-8, 6-7 SEC**

#	Player	Total		3-Ptr		Rebounds			PF	TP	A	TO	Blk	Stl	Min
		FG-FGA	FT-FTA	FG-FGA	FT-FTA	Off	Def	Tot							
24	Abdul Ado	6-6	0-0	3-4	5	2	7	4	15	2	1	1	2	28	
35	Aric Holman	5-8	0-2	1-2	0	2	2	1	11	0	1	3	1	23	
00	Nick Weatherspoon	4-5	0-0	2-2	0	1	1	2	10	1	0	0	0	23	
01	Lamar Peters	1-8	0-1	1-1	0	2	2	0	3	8	3	0	0	33	
11	Q Weatherspoon	4-6	1-2	0-0	0	2	2	2	9	3	3	1	1	32	
02	Eli Wright	1-2	0-0	0-0	0	2	2	1	2	2	0	0	0	9	
03	Xavian Stapleton	6-8	5-5	1-2	0	1	1	3	18	2	1	0	0	25	
22	KeyShawn Feazell	0-0	0-0	0-0	0	0	0	0	0	0	1	0	0	0+	
23	Tyson Carter	4-9	4-7	0-0	0	2	2	0	12	0	0	0	0	24	
45	E.J. Datcher	0-1	0-0	0-0	0	0	0	1	0	0	0	0	0	3	
	Team				1	3	4								
	<b>Totals</b>	<b>31-53</b>	<b>10-17</b>	<b>8-11</b>	<b>6</b>	<b>17</b>	<b>23</b>	<b>14</b>	<b>80</b>	<b>18</b>	<b>10</b>	<b>5</b>	<b>4</b>	<b>200</b>	

FG % 1st Half: 13-26 50.0% 2nd half: 18-27 66.7% Game: 31-53 58.5% Deadball Rebounds 1  
 3FG % 1st Half: 2-5 40.0% 2nd half: 8-12 66.7% Game: 10-17 58.8%  
 FT % 1st Half: 3-4 75.0% 2nd half: 5-7 71.4% Game: 8-11 72.7%

**Vanderbilt 81 • 10-16, 4-9 SEC**

#	Player	Total		3-Ptr		Rebounds			PF	TP	A	TO	Blk	Stl	Min
		FG-FGA	FT-FTA	FG-FGA	FT-FTA	Off	Def	Tot							
11	ROBERSON, Jeff	6-11	3-6	7-12	5	6	11	2	22	2	2	2	1	36	
50	OBINNA, Ejike	1-3	0-0	0-0	0	0	0	0	2	0	0	0	0	9	
00	LEE, Saben	2-2	0-0	0-0	0	0	0	2	4	0	0	0	0	14	
10	EVANS, Maxwell	0-0	0-0	0-0	0	0	0	0	0	0	0	0	0	5	
13	LACHANCE, Riley	6-14	3-7	1-1	1	2	3	1	16	8	3	0	2	37	
01	WILLIS, Payton	5-9	5-9	0-0	0	2	2	2	15	2	0	1	1	29	
02	TOYE, Joe	6-10	3-3	1-2	2	4	6	3	16	4	1	1	1	31	
03	AUSTIN, JR., Larry	0-1	0-0	0-0	1	0	1	0	0	0	1	0	0	4	
12	BAPTISTE, Djery	1-2	0-0	2-2	1	1	2	2	4	0	1	0	0	12	
15	BROWN, Clevon	1-4	0-2	0-0	1	2	3	1	2	0	2	1	0	23	
	Team				2	1	3								
	<b>Totals</b>	<b>28-56</b>	<b>14-27</b>	<b>11-17</b>	<b>13</b>	<b>18</b>	<b>31</b>	<b>13</b>	<b>81</b>	<b>16</b>	<b>10</b>	<b>5</b>	<b>5</b>	<b>200</b>	

FG % 1st Half: 15-29 51.7% 2nd half: 13-27 48.1% Game: 28-56 50.0% Deadball Rebounds 4  
 3FG % 1st Half: 7-13 53.8% 2nd half: 7-14 50.0% Game: 14-27 51.9%  
 FT % 1st Half: 3-3 100.0% 2nd half: 8-14 57.1% Game: 11-17 64.7%

Officials: Olandis Poole, Keith Kimble, Vladimir Voyard-Tadal  
 Technical fouls: Mississippi State-Xavian Stapleton. Vanderbilt-None.  
 Attendance: 8592

Score by periods	1st	2nd	Total
Mississippi State	31	49	80
Vanderbilt	40	41	81

Points	In	Off	2nd	Fast	Bench
Paint	Paint	T/O	Chance	Break	
MS	32	19	11	2	32
VU	28	10	11	4	37

Last FG - MS 2nd-00:18, VU 2nd-00:01.  
 Largest lead - MS by 8 1st-09:49, VU by 11 2nd-12:54.  
 MS led for 12:10. VU led for 25:31. Game was tied for 02:19.  
 Score tied - 5 times.  
 Lead changed - 11 times.



Official Basketball Box Score - Game Totals -- Final Statistics  
**Florida vs Vanderbilt**  
 02/17/18 3 p.m. at Nashville, Tenn. (Memorial Gym)



**Florida 68 • 17-10, 8-6 SEC**

#	Player	Total		3-Ptr		Rebounds			PF	TP	A	TO	Blk	Stl	Min
		FG-FGA	FT-FTA	FG-FGA	FT-FTA	Off	Def	Tot							
13	Hayes, Kevarrius	2-5	0-0	1-2	4	1	5	3	5	1	0	1	1	27	
25	Stone, Keith	7-11	2-3	4-4	2	4	6	1	20	0	2	1	1	33	
04	Kolechov, Egor	5-11	4-6	0-0	3	4	7	4	14	0	0	0	0	25	
05	Allen, KeVaughn	3-8	1-3	0-0	0	1	1	4	7	1	0	1	1	30	
11	Chiozza, Chris	3-10	0-2	0-0	2	2	4	1	6	6	0	0	1	35	
00	Okaura, Mike	2-4	0-1	0-1	0	1	1	0	4	3	0	0	1	19	
03	Hudson, Jalen	4-12	0-4	2-4	1	2	3	1	10	2	0	1	0	24	
21	Bassett, Dontay	1-1	0-0	0-0	1	0	1	2	2	1	0	0	0	5	
24	Ballard, Deaundrae	0-1	0-0	0-0	0	0	0	0	0	0	0	0	0	2	
	Team				1	1	2								
	<b>Totals</b>	<b>27-63</b>	<b>7-19</b>	<b>7-11</b>	<b>14</b>	<b>16</b>	<b>30</b>	<b>16</b>	<b>68</b>	<b>14</b>	<b>3</b>	<b>4</b>	<b>5</b>	<b>200</b>	

FG % 1st Half: 13-29 44.8% 2nd half: 14-34 41.2% Game: 27-63 42.9% Deadball Rebounds 1  
 3FG % 1st Half: 2-8 25.0% 2nd half: 5-11 45.5% Game: 7-19 36.8%  
 FT % 1st Half: 6-8 75.0% 2nd half: 1-3 33.3% Game: 7-11 63.6%

**Vanderbilt 71 • 11-16, 5-9 SEC**

#	Player	Total		3-Ptr		Rebounds			PF	TP	A	TO	Blk	Stl	Min
		FG-FGA	FT-FTA	FG-FGA	FT-FTA	Off	Def	Tot							
11															



## 2017-18 Roster

No.	Name	Pos.	Ht.	Wt.	Cl.-Yr	Hometown (Previous School)
0	Saben Lee	G	6-2	174	Fr. - 1st	Phoenix, Ariz. (Corona Del Sol)
1	Payton Willis	G	6-4	186	So. - 2nd	Fayetteville, Ark. (Fayetteville)
2	Joe Toye	G/F	6-7	206	Jr. - 3rd	Chicago, Ill. (Whitney Young)
3	Larry Austin, Jr.	G	6-2	182	R-Jr. - 4th	Springfield, Ill. (Xavier University/Lanphier)
4	Yanni Wetzell	F/C	6-10	235	R-So. - 3rd	Auckland, N.Z. (St. Mary's (Texas)/Westlake Boys)
5	Matthew Fisher-Davis	G	6-5	186	Sr. - 4th	Charlotte, N.C. (Butler)
10	Maxwell Evans	G	6-2	186	Fr. - 1st	Houston, Texas (Bellaire)
11	Jeff Roberson	F	6-6	220	Sr. - 4th	Houston, Texas (The Kinkaid School)
12	Djery Baptiste	C	6-10	235	R-So. - 3rd	Gonaives, Haiti (Prestonwood Christian (Texas))
13	Riley LaChance	G	6-2	185	Sr. - 4th	Brookfield, Wis. (Brookfield Central)
14	Isaiah Rice	G	5-11	189	Fr. - 1st	Indianapolis, Ind. (Park Tudor)
15	Clevon Brown	F	6-8	233	So. -2nd	San Antonio, Texas (Churchill)
32	Matt Ryan	F	6-8	209	R-So. - 3rd	Cortlandt Manor, N.Y. (Notre Dame/Iona Prep)
50	Ejike Obinna	F/C	6-10	234	Fr. - 1st	Enugu, Nigeria (Virginia Academy (Va.))

### COACHING STAFF

Head Coach..... **Bryce Drew** (Valparaiso, 1998) - 2nd  
 Associate Head Coach..... **Roger Powell** (Illinois, 2005) - 2nd  
 Assistant Coach..... **Jake Diebler** (Valparaiso, 2009) - 2nd  
 Assistant Coach..... **Casey Shaw** (Toledo, 1998) - 2nd  
 Director of Scouting..... **Luke Simons** (Purdue, 2005) - 2nd  
 Director of Operations..... **Matt Olinger** (Liberty, 2007) - 2nd  
 Director of Recruiting/Player Personnel ... **Arte Culver** (Rice, 2006) - 1st

### SUPPORT STAFF

Athletic Communications Dir. .... **Andy Boggs** (Florida State, 1998)  
 Academic Support.... **Max-Maurice Martin** (South Carolina St, 1991)  
 Strength and Conditioning..... **Jeremy Anderson** (Liberty, 2011)

### PRONUNCIATION GUIDE

Djery Baptiste..... **Jerry - Bap-TEEST**  
 Clevon Brown..... **CLEE-von**  
 Jake Diebler..... **DEEB-ler**  
 Ejike Obinna..... **EEH-Je-KAY Oh-Bean-a**  
 Jeff Roberson..... **ROE-ber-son**  
 Joe Toye..... **TOY**

### ROSTER BY CLASS

#### Seniors (3)

**Matthew Fisher-Davis** .....Charlotte, N.C.  
**Riley LaChance** .....Brookfield, Wisc.  
**Jeff Roberson** .....Houston, Texas

#### Juniors (2)

**Larry Austin, Jr.** .....Springfield, Ill.  
**Joe Toye** .....Chicago, Ill.

#### Sophomores (5)

**Djery Baptiste** .....Gonaives, Haiti  
**Clevon Brown** .....San Antonio, Texas  
**Matt Ryan** .....Cortlandt Manor, N.Y.  
**Yanni Wetzell** .....Auckland, N.Z.  
**Payton Willis** .....Fayetteville, Ark.

#### Freshman (4)

**Maxwell Evans** .....Houston, Texas  
**Saben Lee** .....Phoenix, Ariz.  
**Ejike Obinna** .....Enugu, Nigeria  
**Isaiah Rice** .....Indianapolis, Ind.



## MEMORIAL MAGIC - THE HOME TO VANDERBILT HOOPS SINCE 1952

### HISTORIC MEMORIAL GYMNASIUM IN 66TH SEASON

Storied Memorial Gymnasium is in its 66th season as the host venue of Vanderbilt basketball. The SEC's most historic hoops setting has played host to more than 950 men's contests as well as the 1984 and 1991 SEC Tournaments and 40 men's and women's NCAA Tournament contests (since the early 1980s).

As the oldest gymnasium in the SEC, Memorial Gymnasium is renown for its end zone benches, raised floor and unique atmosphere. It was dedicated in 1952 as a memorial to all Vanderbilt men and women who served in World War II. It was built by the late master architect Edwin Keeble, who was commissioned to build a combination gymnasium/concert hall.

.779	All-time winning percentage at Memorial Gym (794-225).
.888	Winning percentage against non-conference opponents since 1990 (213-27).
6	Undefeated seasons at home.

#### Winningest Coaches at Memorial Gymnasium

Coach	Yrs	Record
1. Kevin Stallings (2000-16)	17	226-65
2. Roy Skinner (1959, 1962-76)	16	181-41
3. Bob Polk (1948-58, 1960-61)	8	96-15
4. C.M. Newton (1982-89)	8	91-37
5. Jan van Breda Kolff (1994-99)	6	75-20
6. Eddie Fogler (1990-93)	4	54-12

#### Coach Drew at Memorial Gymnasium

Coach	Yr	Record
Bryce Drew	2016-17	11-5
	2017-18	11-5
	<b>Total</b>	<b>22-10</b>

### ANNUAL ATTENDANCE FIGURES

Year	All Games	Attendance	Average	NCAA Rank	SEC Games	SEC Attendance	Average
2017-18	16	146,943	9,184	-	7	70,877	10,125
2016-17	16	154,169	9,636	45	9	92,645	10,294
2015-16	16	178,167	11,135	36	9	107,318	11,924
2014-15	19	168,377	8,862	51	9	88,830	9,870
2013-14	16	152,539	9,534	45	9	92,455	10,273
2012-13	15	159,557	10,637	36	9	100,986	11,221
2011-12	18	246,561	13,698	18	8	112,368	14,046
2010-11	17	234,632	13,802	18	8	114,346	14,293
2009-10	16	217,965	13,623	21	8	113,539	14,192
2008-09	17	225,686	13,276	25	8	112,833	14,104
2007-08	19	254,954	13,418	22	8	113,713	14,214
2006-07	17	204,511	12,030	31	8	109,043	13,630
2005-06	16	195,159	12,197	24	8	108,258	13,532
2004-05 <sup>^</sup>	19	191,678	10,088	43	8	105,357	13,170
2003-04	17	192,301	11,312	33	8	106,990	13,374
2002-03	16	153,123	9,570	46	8	96,906	12,113
2001-02	17	150,325	8,843	50	8	93,873	11,734
2000-01	19	186,468	9,814	45	8	102,055	12,757
1999-00*	18	197,770	10,987	30	8	106,741	13,343
1998-99	16	192,538	12,034	26	8	106,128	13,266
1997-98	16	213,974	13,373	21	8	117,819	14,727
1996-97	16	207,771	12,986	25	8	120,214	15,027
1995-96	18	226,354	12,575	28	8	112,996	14,125
1994-95	13	183,042	14,080	17	8	118,932	14,867
1993-94	16	223,997	14,000	15	8	121,345	15,168
1992-93	14	212,156	15,154	11	8	122,536	15,317
1991-92	17	210,585	12,387	29	8	115,104	14,388
1990-91	16	214,638	13,415	19	9	133,482	14,831
1989-90	19	259,992	13,684	18	9	136,136	15,126
1988-89	15	224,657	14,977	13	9	137,212	15,246
1987-88	16	223,747	13,984	14	9	138,393	15,377
1986-87	17	226,343	13,314	14	9	130,854	14,539
1985-86	15	200,806	13,387	14	9	128,059	14,229
1984-85	16	194,390	12,149	17	9	122,514	13,613
1983-84	18	249,292	13,850	10	9	135,546	15,050
1982-83	17	237,584	13,976	9	9	135,418	15,046
1981-82	14	202,225	14,445	9	9	131,699	14,633
1980-81	15	227,478	15,165	9	9	136,436	15,160
1979-80	15	228,029	15,202	5	9	138,754	15,417
1978-79	14	215,330	15,380	5	9	139,930	15,547
1977-78	14	207,375	14,813	5	9	134,232	14,915
1976-77	15	211,966	14,131	4	9	149,108	16,568
1975-76	13	180,901	13,915	-	9	135,375	15,042
1974-75	12	178,527	14,877	-	9	134,304	14,923
1973-74	12	182,728	15,227	-	9	140,252	15,584
1972-73	12	173,567	14,464	-	9	131,193	14,577
1971-72	12	156,778	13,065	-	9	120,172	13,352
1970-71	12	170,634	14,220	-	9	130,260	14,473
1969-70	12	176,763	14,730	-	9	135,745	14,861
1968-69	12	126,896	10,575	-	9	95,300	10,589
1967-68	12	129,722	10,810	-	9	96,274	10,697
1966-67	12	105,492	8,791	-	9	79,173	8,797
1965-66	12	106,022	8,835	-	9	62,368	8,910
1964-65	12	98,821	8,235	-	9	65,712	8,214
1963-64	12	84,827	7,069	-	6	35,684	5,947
1962-63	12	75,261	6,272	-	6	46,183	6,598
1961-62	13	73,640	5,665	-	8	47,357	5,920
1960-61	13	74,187	5,707	-	7	45,549	6,507
1959-60	14	76,199	5,443	-	8	46,064	5,758

<sup>^</sup> First year capacity increased from 14,168 to 14,316; \* First year capacity decreased from 15,311 to 14,168





**VANDERBILT BASKETBALL  
QUICK HITTERS**

- This is the 115th year of Vanderbilt basketball, with the first season taking place in 1900-01. There were no teams in 1904-05 and 1905-06.
- The Commodores have been named to 15 NCAA Tournaments and 12 NIT's. Vanderbilt advanced to the Elite 8 in 1965 (field of 23), and the Sweet 16 in 1988, 1993, 2004, and 2007. The Commodores captured the NIT Championship in 1990 and finished runner-up in 1994.
- The Commodores are a charter member of the SEC, with the 2017-18 season being the 85th year in the conference.
- Vanderbilt is the only private institution in the SEC with the lowest enrollment of any of the 14 schools (6,738).
- Vanderbilt's Perry Wallace became the first African-American scholarship basketball player in the SEC when he took the court in 1967.
- The Commodores have 47 career 1,000-point scorers, with Shan Foster (2004-08) the all-time leading scorer with 2,011 career points.
- Vanderbilt has had 12 All-Americans since 1950. They are: Billy Joe Adcock (1950), Clyde Lee (1965), Tom Hagan (1969), Jan van Breda Kolff (1974), Will Perdue (1988), Billy McCaffrey (1993), Dan Langhi (2000), Matt Freije (2004), Derrick Byars (2007), Shan Foster (2008), and John Jenkins (2011).
- Vanderbilt had two players selected in the 2016 NBA Draft - Wade Baldwin IV, Memphis, 17th pick and Damian Jones, Golden State 30th pick - one of only three schools with two or more players drafted in the first round. In all, 37 Vanderbilt players have been selected in the NBA Draft since 1950.
- The Commodores had three players drafted in the first 31 picks of the 2012 NBA Draft - John Jenkins, Atlanta, 23rd pick, Festus Ezeli, Golden State, 30th pick, Jeffery Taylor, Charlotte, 31st pick - the most by the Commodores in one draft.
- The Commodores ended a 61-year SEC Tournament drought in 2012 by claiming the tournament championship in New Orleans, the team's first SEC tournament championship since 1951.
- Kevin Stallings is the winningest coach in Vanderbilt history with 322 total victories (17 years, 322-220).
- All three of the university's top all-time scorers played for Kevin Stallings (Foster, Jeffery Taylor, Matt Freije). John Jenkins, who is 10th on the list, also played for him.
- Vanderbilt's intercollegiate athletics teams are nicknamed the Commodores, in honor of the nickname given to founder Cornelius Vanderbilt, who made his fortune in shipping. Vanderbilt donated \$1 million to begin "Central University" in 1875 - the campus was later renamed for Cornelius because of his generosity. Cornelius never stepped foot on the campus that bears his namesake.

**SEC STANDINGS**

**2017-18 SEC STANDINGS (2/22)**

	SEC	Pct.	All	Pct.
Auburn	12-3	.800	24-4	.857
Tennessee	10-5	.667	20-7	.741
Florida	8-7	.533	17-11	.607
Kentucky	8-7	.571	19-9	.679
Missouri	8-7	.533	18-10	.643
Miss. State	8-7	.533	20-8	.714
Alabama	8-7	.533	17-11	.607
Arkansas	8-7	.533	19-9	.679
LSU	7-8	.467	16-11	.593
Texas A&M	6-9	.400	17-11	.607
South Carolina	6-9	.400	15-13	.536
Georgia	6-9	.400	15-12	.556
Vanderbilt	5-10	.333	11-17	.393
Ole Miss	5-10	.333	12-16	.429

**SEC STATS**

**VU TEAM SEC RANKINGS (2/22)**

Category	SEC	All
Scoring	5th (72.6)	12th (72.3)
Scoring Defense	13th (77.4)	12th (73.5)
Scoring Margin	13th (-4.8)	13th (-1.2)
FT%	4th (.751)	3rd (.747)
FG%	5th (.446)	10th (.434)
FG% Defense	14th (.485)	14th (.461)
3FG%	6th (.349)	7th (.339)
3FG% Defense	14th (.433)	14th (.369)
3FG Made	3rd (8.9)	4th (8.6)
Rebound Margin	T-9th (-0.7)	9th (+0.5)
Blocks	13th (3.1)	13th (3.4)
Assists	12th (11.5)	14th (12.0)
Steals	13th (4.1)	13th (4.7)
Turnover Margin	11th (-2.4)	11th (-1.8)
Assist/TO Ratio	9th (1.0)	9th (1.0)

**VU INDIVIDUAL SEC RANKINGS (2/22)**

Player	SEC	Total
<b>Jeff Roberson</b>		
Scoring	4th (18.3)	5th (16.7)
Rebounding	NA	5th (7.1)
FT%	NA	3rd (.852)
Def. Rebounding	T-5th (5.0)	T-2nd (5.3)
FG%	5th (.503)	NA
3FG%	9th (.380)	NA
3FG Made	T-10th (2.0)	NA
Minutes Played	4th (35.4)	3rd (33.9)
<b>Riley LaChance</b>		
3PT%	10th (.378)	5th (.408)
3FG Made	6th (2.3)	8th (2.3)
A/TO Ratio	5th (2.1)	4th (2.5)
Assists	7th (3.8)	NA
Minutes Played	T-10th (32.2)	10th (31.1)
<b>Saben Lee</b>		
Steals	T-8th (1.3)	NA

**2016-17 ALL-SEC TEAMS**

**FIRST TEAM ALL-SEC**

- KeVaughn Allen, Florida
- J.J. Frazier, Georgia
- Yante Maten, Georgia
- De'Aaron Fox, Kentucky
- Malik Monk, Kentucky
- Sebastian Saiz, Ole Miss
- Sindarius Thornwell, South Carolina
- Luke Kornet, Vanderbilt**

**SECOND TEAM ALL-SEC**

- Moses Kingsley, Arkansas
- Kasey Hill, Florida
- Bam Adebayo, Kentucky
- Antonio Blakeney, LSU
- Quinnndary Weatherspoon, Miss State
- Robert Hubbs III, Tennessee
- Tyler Davis, Texas A&M
- Robert Williams, Texas A&M

**ALL-FRESHMAN TEAM**

- Braxton Key, Alabama
- Mustapha Heron, Auburn
- Bam Adebayo, Kentucky
- De'Aaron Fox, Kentucky
- Malik Monk, Kentucky
- Lamar Peters, Mississippi St.
- Grant Williams, Tennessee
- Robert Williams, Texas A&M

**ALL-DEFENSIVE TEAM**

- Moses Kingsley, Arkansas
- Kasey Hill, Florida
- Sindarius Thornwell, South Carolina
- Robert Williams, Texas A&M
- Luke Kornet, Vanderbilt**

**COACH OF THE YEAR**

- Mike White, Florida

**PLAYER OF THE YEAR**

- Sindarius Thornwell, South Carolina

**SCHOLAR ATHLETE OF THE YEAR**

- Luke Kornet, Vanderbilt**

**FRESHMAN OF THE YEAR**

- Malik Monk, Kentucky

**SIXTH MAN OF THE YEAR**

- Canyon Barry, Florida

**DEFENSIVE PLAYER OF THE YEAR**

- Robert Williams, Texas A&M



# THE LAST TIME...

## VANDERBILT INDIVIDUALS

### Scoring:

**Scored 25 points** – Riley LaChance (26), at LSU, 2/20/2018

**Scored 30 points** – Jeff Roberson (30), at Auburn, 2/3/2018

**Scored 35 points** – Billy McCaffrey (35), vs. Georgia, 2/24/1993

**Scored 40 points** – Shan Foster (42) vs. Mississippi State, 3/5/2008

### Two Players Had 20 Points –

Riley LaChance (26), Jeff Roberson (20) at LSU, 2/20/2018

### Three Players Had 20 Points –

Derrick Byars (28), Shan Foster (21) and Ross Neltner (20) vs. Toledo, 12/2/2006

### Scored 20 Points in Two Straight Games –

Jeff Roberson (26), Riley LaChance (21) vs. Florida (2/17/2018); Riley LaChance (26), Jeff Roberson (20) at LSU (2/20/2018)

### Scored 20 Points in Three Straight Games –

Jeff Roberson (22), vs. Miss. St., 2/14/18; Jeff Roberson (26) vs. Florida, 2/17/18; Jeff Roberson (20) at LSU, 2/20/18

### Scored 20 Points in Four Straight Games –

Jeff Roberson (21) at Tennessee, 1/23/2018; vs. LSU (20), 1/20/2018; vs. TCU (20), 1/27/2018; at Kentucky (23), 1/30/2018

### Scored 20 Points in Five Straight Games –

Jeff Roberson (21) at Tennessee, 1/23/2018; vs. LSU (20), 1/20/2018; vs. TCU (20), 1/27/2018; at Kentucky (23), 1/30/2018; at Auburn (30), 2/3/2018

### Scored 20 Points in Six Straight Games –

Shan Foster vs. Georgia (29), 2/23/2008; vs. Tennessee (32), 2/26/2008; at Arkansas (22), 3/1/2008; vs. Mississippi State (42), 3/5/2008; at Alabama (21), 3/8/2008; vs. Auburn (26), 3/13/2008

### Five Players Scored in Double Figures –

Riley LaChance (19), Saben Lee (19), Payton Willis (13), Joe Toye (12), Jeff Roberson (11) vs. Georgia, 2/7/2018

### Seven Players Scored in Double Figures –

Damian Jones (10), Wade Baldwin IV (20), Riley LaChance (10), Nolan Cressler (14), Joe Toye (10), Matthew Fisher-Davis (12), Josh Henderson (11), vs. Detroit (12/2/15)

### Four Players with 15 or more points –

Jeff Roberson (19), Matthew Fisher-Davis (19), Riley LaChance (19), Luke Kornet (16) vs. Kentucky, 1/10/2017

### Double-Doubles:

**Double-Double** – Jeff Roberson (22 points, 11 rebounds) vs. Miss. St. (2/14/18)

**20-10 game** – Jeff Roberson (22 points, 11 rebounds) vs. Miss. St. (2/14/18)

**30-10 game** – Jeff Roberson (30 points, 10 rebounds) at Auburn, 2/3/2018

**Back-to-back 20-10 games** – Matt Freije vs. South Carolina (26 points, 11 rebounds)

1/28/04; vs. Kentucky (20 points, 11 rebounds) 1/31/04

**Double-Double in Points and Rebounds** – Jeff Roberson (22 points, 11 rebounds) vs. Miss. St. (2/14/18)

**Double-Double in Points and Assists** – Wade Baldwin IV (15 points, 10 assists) vs. Western Michigan, 12/30/2015

**Double-Double in Points and Blocks** – Luke Kornet (11 points, 10 blocks) vs. Auburn (1/12/2016)

**Double-Double in Points and Steals** – Never

### Double-Double in Two Consecutive games –

Jeff Roberson (13 points, 10 rebounds) vs. Austin Peay, 11/10/17; (13 points, 10 rebounds) at Belmont (13 points, 12 rebounds)

**Double-Double in three consecutive games** – Jeff Roberson vs. Austin Peay (13 points, 10 rebounds) 11/10/2017; at Belmont (13 points, 12 rebounds) 11/10/2017; vs. UNC Asheville (17 points, 12 rebounds) 11/10/2017

### Two players record double-double –

Damian Jones (24 points, 12 rebounds), Luke Kornet (10 points, 10 rebounds) vs. Trevecca, 11/16/2014

### Triple-Doubles:

**Triple-Double** – Luke Kornet (11 points, 11 rebounds, 10 blocks) vs. Auburn, 1/12/16; Brad Tinsley (11 points, 10 rebounds, 10 assists) vs. Presbyterian, 11/12/2010

### Field Goals:

**Made 10 FG in a game** – Jeff Roberson (10) at Auburn, 2/3/2018

**Made 11 FG in a game** – Matthew Fisher-Davis (11) vs. Auburn, 1/4/2017

**Made 12 FG in a game** – Damian Jones (12) at Florida, 2/23/2016

**Made 16 FG in a game** – Shan Foster (16) vs. Mississippi State, 3/5/2008

**Attempted 15 FG in a game** – Riley LaChance (15) at Kentucky, 1/30/2018

**Attempted 16 FG in a game** – Damian Jones (16) at Miss. State, 2/16/2016

**Attempted 17 FG in a game** – Jeff Roberson (17) at Auburn, 2/3/2018

**Attempted 18 FG in a game** – Riley LaChance (18) at LSU, 2/20/2018

**Attempted 19 FG in a game** – Rod Odom (19) vs. Missouri, 1/16/14

**Attempted 20 FG in a game** – Matthew Fisher-Davis (20), vs. Auburn, 1/4/2017

### Three-Pointers:

**Made 5 3-pointers in a game** – Riley LaChance (5) at LSU, 2/20/2018

**Made 6 3-pointers in a game** – Matthew Fisher-Davis (6) vs. USC, 11/19/2017

**Made 7 3-pointers in a game** – Matthew Fisher-Davis (7) vs. Auburn, 1/4/2017

**Made 8 3-pointers in a game** – Shan Foster (8) vs. UMass, 1/5/2008

**Made 9 3-pointers in a game** – Shan Foster (9) vs. Mississippi State, 3/5/2008

**Attempted 10 3-pointers in a game** – Riley LaChance (11) at LSU, 2/20/2018

**Attempted 15 3-pointers in a game** – John Jenkins (16) vs. Oregon, 11/11/2011

### Free Throws:

**Made 10 FT in a game** – Jeff Roberson (10), at Kentucky, 1/30/2018

**Made 12 FT in a game** – Jeff Roberson (12) vs. Florida, 2/17/2018

**Made 13 FT in a game** – A.J. Ogilvy (13) vs. DePaul, 12/5/2009

**Made 18 FT in a game** – Matt Freije (18) vs. Indiana, 11/24/2003

**Attempted 12 FT in a game** – Jeff Roberson (12) vs. Florida, 2/17/2018

**Attempted 14 FT in a game** – Wade Baldwin IV (14) vs. Florida, 1/26/2016

**Attempted 15 FT in a game** – Saben Lee (16) vs. Kansas St., 12/3/2017

### Rebounds:

**10 Rebounds in a game** – Jeff Roberson (11), vs. Miss. St. (2/14/18)

**15 Rebounds in a game** – Jeff Roberson (16) vs. Minnesota, 12/3/16

### 10+ Rebounds in Three Consecutive Games –

Jeff Roberson vs. Austin Peay (10) 11/10/2017; at Belmont (12) 11/10/2017; vs. UNC Asheville (12) 11/10/2017

### Assists:

**8 Assists** – Riley LaChance (8) vs. Miss. St. (2/14/18)

**9 Assists** – Wade Baldwin IV (9) at Miss. State, 2/16/2016

**10 Assists** – Wade Baldwin IV (10) vs. Auburn, 1/12/16

**11 Assists** – Mario Moore (13) vs. Arkansas, 2/19/2005

**12 Assists** – Mario Moore (13) vs. Arkansas, 2/19/2005

**13 Assists** – Mario Moore (13) vs. Arkansas, 2/19/2005

**14 Assists** – Billy McCaffrey (14) vs. Kentucky, 1/13/1993

**5+ Assists in Four Consecutive Games** – Wade Baldwin IV (8) vs. Texas A&M, 2/4/16; (9) at Ole Miss, 2/6/16; (7) vs. Missouri, 2/10/16; (7) at Auburn, 2/13/16; (9) at Miss. St., 2/16/16; (7) vs. Georgia, 2/20/16

**8+ Assists in Two Consecutive Games** – Atiba Prater (9) at Georgia, 2/2/2000; (9) vs. Boston College, 2/6/2000

**8+ Assists in Two Consecutive Games** – Atiba Prater (9) at Georgia, 2/2/2000; (9) vs. Boston College, 2/6/2000

### Blocks:

**4 Blocked Shots** – Matthew Fisher-Davis (4) at South Carolina, 1/6/2018

**5 Blocked Shots** – Luke Kornet (5) vs. Texas A&M, 2/16/2017

**6 Blocked Shots** – Luke Kornet (6) at Texas A&M, 3/5/2016

**7 Blocked Shots** – Luke Kornet (7) at Tennessee, 2/22/2017

**10 Blocked Shots** – Luke Kornet (10) vs. Auburn, 1/12/16

### Steals:

**4 Steals** – Matthew Fisher-Davis (4) vs. Alcorn St., 12/22/2017

**5 Steals** – Riley LaChance (5) vs. Penn, 12/22/2014

**6 Steals** – Dan Cage (6) vs. Furman, 11/28/2006

**7 Steals** – James Strong (8) vs. Morehead State, 11/24/1998

**8 Steals** – James Strong (8) vs. Morehead State, 11/24/1998

### Minutes:

**Played every minute** – Jeff Roberson at Auburn, 2/3/2018

**Played over 40 minutes** – Jeff Roberson (43), at Kentucky, 1/30/2018

**All 5 starters played 40 minutes** – Steve Tchiengang (40), Brad Tinsley (40), Lance Goulbourne (41), Jeffery Taylor (41), and John Jenkins (41), at Louisville, 12/2/2011

### Fouls:

**Technical Foul** – Team, at Arkansas, 2/10/2018

**Fouled out** – Joe Toye, at LSU, 2/20/2018

**Two Players Fouled Out** – Riley LaChance, Djery Baptiste, vs. Kansas St., 12/3/2017

**Three Players Fouled Out** – Saben Lee, Clevon Brown, Djery Baptiste vs. Tennessee, 1/9/2018

### TEAM

**Started the game with Opponent Technical Foul** – Furman bench, 12/22/2008

**Scored 95 or more points** – 102 vs. Detroit, 12/2/15 (W, 102-52)

**Scored 100 or more points** – 102 vs. Detroit, 12/2/2015 (W, 102-52)

**Scored 100 or more points (SEC game)** – 102 at Ole Miss, 2/16/2012 (W, 102-76)

**Scored 110 or more points** – 113 vs. Alabama A&M 12/30/1998 (W, 113-71)

**Scored 110 or more points (SEC game)** – 111 vs. Alabama 2/21/1972 (W, 111-91)

**Scored 120 or more points** – 130 vs. Ole Miss 12/22/1970 (W, 130-112)

**Scored 120 or more points (SEC game)** – 130 vs. Ole Miss 12/22/1970 (W, 130-112)

**Scored 130 or more points** – 130 vs. Ole Miss 12/22/1970 (W, 130-112)

**Scored Less than 50 points** – 42 vs. Virginia (42), 11/23/2017

**Scored Less than 40 points** – 38 at Tennessee (L, 76-38), 3/1/2014

**Scored 20 or less points in half** – 17 (1st half), vs. Virginia, 11/23/2017 (L, 42-68)

**Scored 90+ points in three consecutive games** – 95 vs. Bradley, 11/24/2007 (W, 95-86); 91 vs. South Alabama, 11/29/2007 (W, 91-88); vs. Georgia Tech, 12/1/2007 (W, 92-79)

**Allowed 90 or more points** – 91, at Auburn, 2/3/2018 (L, 93-81)

**Allowed 100 or more points** – 106, Kentucky, 3/5/2003 (L, 44-106)

**Allowed Less than 50 points** – 48, vs. Houston Baptist, 12/20/2017 (W, 81-48)

**Allowed 40 or Less points** – 31, at Mississippi State, 2/23/2013 (W, 72-31)

**Shot 60% or better** – .609 vs. Tenn. St., 11/23/14 (W, 78-46)

**Shot 60% or better from three** – .643 vs. Purdue, 12/13/14 (W, 81-71)

**Shot over 67% FG** – .679 vs. TSU, 12/19/2009 (W, 84-71)

**Shot 50% or better** – .500 vs. Miss. St. (2/14/18)

# THE LAST TIME...

**Shot lower than 30%** - .250 at Arkansas 2/10/18 (L, 54-72)  
**Allowed 60% shooting** - .625 at LSU, 2/20/2018 (L, 78-88)  
**Scored 100 points in two consecutive games** - 111 vs. North Alabama 12/20/1980 (W, 111-79) and 111 vs. Memphis 12/23/1980 (W, 111-96)  
**Scored 100 points in three consecutive games** - Never  
**Scored 100 points in Consecutive SEC games** - 104 vs. LSU 2/19/1972 (W, 104-83) and 111 vs. Alabama 2/21/1972 (W, 111-91)  
**Won game by 70 points or more** - 71 vs. Union (Tenn.) (W, 95-24), 1911-12  
**Won game by 60 points or more** - 71 vs. Union (Tenn.) (W, 95-24), 1911-12  
**Won game by 50 points or more** - 50 vs. Detroit (W, 102-52) 12/2/2015  
**Lost by 25 or More Points** - vs. Virginia, 11/23/17 (L, 68-42)  
**Game decided by one point** - vs. Miss. St. (2/14/18) (W, 81-80)  
**Two consecutive games decided by one point** - at South Carolina (L, 70-71) 1/7/1998 and Tennessee (W, 80-79) 1/10/1998  
**Three consecutive games decided by one point** - Never  
**Shot 90% or Better from Free Throw Line (min. 10 att.)** - 91.7% vs. Florida, 2/17/2018 (22-24)  
**Shot less than 50% from Free Throw Line** - 46.9% vs. Morgan State (15-32) 11/23/13  
**Shot less than 20% from 3PT** - .158 (3-19) vs. Wichita State 3/15/16 (L, 70-50)  
**Attempted 30 FT** - 30 (20-30) vs. LSU, 1/20/2018  
**Attempted 35 FT** - 39 (29-39) at Tennessee, 1/20/2018  
**Attempted 40 FT** - 42 (29-42) vs. Florida, 2/3/2015  
**Attempted five or less FT** - 3 at Texas A&M, 1/31/2017  
**Made 30 FT** - 38, vs. Western Carolina, 12/16/14  
**Made 15 3FG** - 17 vs. Alcorn St., 12/22/2017  
**Won an Overtime Game** - vs. Florida 3/10/2017 (W, 72-62)  
**Lost an Overtime Game** - at Kentucky, 1/30/2018 (L, 81-83)  
**Played Two Overtimes** - vs. Yale 1/3/15 (W, 79-74)  
**Played Three Overtimes** - at Ole Miss 2/17/1982 (L, 51-48)  
**Played Four Overtimes** - at Ole Miss 2/17/1982 (L, 51-48)  
**Played consecutive games that went to overtime** - vs. Xavier 11/28/2011 (L, 82-70) and at Louisville, 12/2/2011 (L, 62-60)  
**Had 20 Turnovers** - 26, at Arkansas, 1/5/2016  
**Had 10 Blocks** - 10, vs. Auburn, 1/12/2016

## OPPONENT - INDIVIDUALS

**Scoring:**  
**Scored 25 points** - Tremont Waters (28) at LSU, 2/20/2018  
**Scored 30 points** - Shai Gilgeous-Alexander (30) at Kentucky, 1/30/2018  
**Scored 35 points** - Grant Williams (37), vs. Tennessee, 1/9/2018

**Scored 40 points** - Morris Almond (44), Rice, 1/3/2007  
**Two Players Had 20 Points** - Grant Williams (37), Admiral Schofield (22), vs. Tennessee, 1/9/2018  
**Five Players Scored in Double Figures** Deandre Burnett (17), Terence Davis (17), Breein Tyree (11), Justas Furmanavicius (11), Sebastian Saiz (10), vs. Ole Miss, 2/4/2017  
**Six Players Scored in Double Figures** - Bam Doyno (22), Dwayne Curtis (12), Todd Abernethy (11), Clarence Sanders (11), Polynice (10) and Williams (10), vs. Ole Miss, 1/27/2007  
**Four Players with 15 or more points** - Erik Daniels (20), Marquis Estill (17), Kelenna Azubuike (16) and Gerald Fitch (15) vs. Kentucky, 3/5/2003

### Double-Doubles:

**Double-Double** - Duop Reath (31 points, 13 rebounds) vs. LSU, 1/20/2018  
**Triple-Double** - Sam Muldrow (16 points, 14 rebounds and 10 blocks) at South Carolina, 1/8/2010  
**20-10 game** - Dylan Windler (24 points, 11 rebounds), at Belmont, 11/13/2017  
**30-10 game** - Ben Simmons (36 points, 14 rebounds), LSU, 1/2/2016

### Double-Double in Points and Rebounds

- Duop Reath (31 points, 13 rebounds) vs. LSU, 1/20/2018  
**Double-Double in Points and Assists** - Nick Calathes (15 points, 10 assists) at Florida, 1/27/2008  
**Two players record double-doubles** - Prince Ibeh (13 points, 11 rebounds), Kerwin Roach, Jr. (15 points, 11 rebounds), at Texas, 1/30/2016

### Field Goals:

**Made 10 FG in a game** - Tremont Waters (10) at LSU, 2/20/2018  
**Made 11 FG in a game** - Tyler Davis (11), vs. Texas A&M, 2/16/2017  
**Made 12 FG in a game** - Shai Gilgeous-Alexander (12) at Kentucky, 1/30/2018  
**Made 13 FG in a game** - Duop Reath (13) vs. LSU, 1/20/2018  
**Attempted 15 FG in a game** - Chris Silva (15) at South Carolina, 1/6/2018  
**Attempted 16 FG in a game** - Giddy Potts (16) vs. M. Tennessee, 12/6/2017  
**Attempted 17 FG in a game** - Daryl Macon (17), at Arkansas, 2/10/2018  
**Attempted 18 FG in a game** - Tremont Waters (18) at LSU, 2/20/2018  
**Attempted 19 FG in a game** - Shai Gilgeous-Alexander (19) at Kentucky, 1/30/2018  
**Attempted 20 FG in a game** - Duop Reath (20) vs. LSU, 1/20/2018  
**Attempted 25 FG in a game** - Malik Monk (25) at Kentucky, 2/28/2017

### Three-Pointers:

**Made 5 3-pointers in a game** - Xavian Stapleton (5), vs. Miss. St. (2/14/18)  
**Made 6 3-pointers in a game** - Jamal Murray, vs. Kentucky (6), 2/27/16  
**Made 7 3-pointers in a game** - Chandler Parsons (7) vs. Florida, 1/25/2009

**Made 8 3-pointers in a game** - Brian Sullivan (8) vs. Miami (OH), 1/2/2012  
**Attempted 10 3-pointers in a game** - Jordan McLaughlin (11), vs. USC, 11/19/2017

### Free Throws:

**Made 10 FT in a game** - Grant Williams (12) at Tennessee, 1/23/2018  
**Made 16 FT in a game** - Ben Simmons (16), LSU, 1/2/2016  
**Made 17 FT in a game** - Morris Almond (17) at Rice, 1/3/2007  
**Attempted 10 FT in a game** - Shai Gilgeous-Alexander vs. Kentucky, 1/13/2018  
**Attempted 13 FT in a game** - Ian Dubose (13) vs. Houston Baptist, 12/20/2017  
**Attempted 14 FT in a game** - Grant Williams, (14) at Tennessee, 1/23/2018  
**Attempted 15 FT in a game** - Grant Williams (15) vs. Tennessee, 1/9/2018

### Rebounds:

**10 Rebounds in a game** - Duop Reath (13) vs. LSU, 1/20/2018  
**15 Rebounds in a game** - Sebastian Saiz (16), vs. Ole Miss, 2/4/2017  
**18 Rebounds in a game** - Daniel Northern (18) vs. Tennessee Tech, 12/20/2008  
**19 Rebounds in a game** - Omar Samhan (19) at St. Mary's, 11/20/2009  
**20 Rebounds in a game** - Roy Rogers (20) at Alabama, 1/3/1996

### Assists

**8 Assists** - Lamar Peters (8) vs. Miss. St. (2/14/18)  
**9 Assists** - Tremont Waters (9) at LSU, 2/20/2018  
**10 Assists** - Alex Caruso (10) at Texas A&M, 1/31/2015  
**11 Assists** - Dee Bost (11) vs. Mississippi State, 3/11/2011  
**12 Assists** - Jared Harper (14) at Auburn, 2/3/2018

### Blocks:

**4 Blocked Shots** - Kevarrius Hayes (4), at Florida, 12/30/2017  
**5 Blocked Shots** - Karl-Anthony Towns, (7), at Kentucky, 1/20/15  
**6 Blocked Shots** - Reggie Lynch, (6), vs. Minnesota, 12/3/16  
**7 Blocked Shots** - Daniel Gafford, (7), at Arkansas, 2/10/18  
**8 Blocked Shots** - Jarvis Varnado (9) vs. Mississippi State, 2/3/2010  
**10 Blocked Shots** - Sam Muldrow (10) at South Carolina, 1/8/2011

### Steals:

**5 Steals** - Devon Baukman (5) vs. Tennessee, 3/10/2016  
**6 Steals** - Jajuan Johnson (6) vs. Marquette, 11/11/2016  
**7 Steals** - Aaron Lucas (7) at South Carolina, 1/19/2002  
**8 Steals** - Steve Wojciechowski (8) at Duke, 11/22/1996  
**Two players with 3 steals** - Bobby Portis (4), Rashad Madden (3) at Arkansas, 1/10/15

### Minutes:

**Played every minute** - Admon Gilder vs. Texas A&M, 2/16/2017  
**Played over 40 minutes** - Kevin Knox (40), at Kentucky, 1/30/2018

### Fouls:

**Technical Foul** - Xavian Stapleton, vs. Miss. St. (2/14/18)  
**Fouled Out** - Darius Hall, at Arkansas, 2/10/2018  
**Three Players Fouled Out** - Donte' Williams, Nemanja Djuricic, John Florveus vs. Georgia, 1/14/2012

## OPPONENT - TEAM

**Scored 90 or more points at Memorial Gym** - 92 vs. Tennessee, 1/9/2018 (L, 84-92)  
**Scored 100 or more points** - 106 at Kentucky 3/5/2003 (L, 44-106)  
**Scored 110 or more points** - 120 vs. Kentucky 2/7/1996 (L, 81-120)  
**Scored 120 or more points** - 120 vs. Kentucky 2/7/1996 (L, 81-120)  
**Scored 130 or more points** - Never  
**Scored Less than 50 points** - 41 vs. Texas A&M, 3/9/17 (W, 66-41)  
**Scored Less than 40 points** - 31 at Mississippi State, 2/23/2013 (W, 72-31)  
**Shot 50% or Better** - .585 vs. Miss. St. (2/14/18) (VU 81-80)  
**Shot 60% or Better** - .625 at LSU (LSU 88, VU 78), 2/20/2018  
**Shot 60% or Better from 3PT** - .654 (17-26), at Auburn, 2/3/2018  
**Shot less than 30% FG** - .262 (16-61), vs. Houston Baptist, 12/20/2017 (W, 81-48)  
**Shot less than 15% from 3PT** - .056 (1-18), vs. Houston Baptist, 12/20/2017 (W, 81-48)  
**Held Opponent Without a 3-Pointer** - vs. Nebraska, 11/18/10 (W, 59-49)  
**Shot 90% or Better from Free Throw Line** - .90.0, at Florida, 12/30/2017 (27-30)  
**Shot less than 50% from Free Throw Line** - .467, vs. Minnesota, 12/3/2016 (L, 52-56)  
**Attempted 30 FT** - 32, at Tennessee, 1/23/2018  
**Attempted 40 FT** - 42 at Mississippi State, 2/12/2007  
**Attempted 45 or More FT** - 49 at South Carolina, 1/28/2009  
**Attempted Zero FT** - vs. TCU, 1/27/2018  
**Attempted five or less FT** - 1 vs. Miami (OH), 1/2/2012  
**Made 30 FT** - 32, at South Carolina, 1/28/2009  
**Made 0 FT** - vs. TCU, 1/27/2018  
**Made 12 3PT** - 12, vs. High Point, 12/6/2016  
**Made 15 3PT** - 17, at Auburn, 2/3/2018  
**Attempted 30 or more 3PT** - 41 vs. Belmont, 11/15/16  
**Had 20 Turnovers** - 20 vs. MTSU, 12/21/2012



**LARRY AUSTIN, JR.**

**3**

R-Junior, Guard  
6'2" 185 lbs.  
Springfield, Ill.  
Xavier University

**SEASON HIGHS**

**Points:** 13, vs. USC (11/19/17)  
**FG Made:** 5, vs. USC (11/19/17)  
**FG Atts:** 9, vs. USC (11/19/17)  
**3FG Made:** 1, vs. Alcorn St. (12/22/17)  
**3FG Atts:** 1, 3x, last vs. Alcorn St. (12/22/17)  
**FT Made:** 3, vs. USC (11/19/17)  
**FT Atts:** 7, vs. USC (11/19/17)  
**Rebounds:** 4, vs. USC (11/19/17)  
**Assists:** 6, vs. USC (11/19/17)  
**Turnovers:** 2, vs. USC (11/19/17)  
**Blocks:** 1, at Arkansas (2/10/18)  
**Steals:** 1, 3x, last at Tennessee (1/23/18)  
**Minutes:** 32, vs. USC (11/19/17)

**CAREER HIGHS**

**Points:** 13, vs. USC (11/19/17)  
**FG Made:** 6, Wright State (12/8/15)  
**FG Atts:** 9, vs. USC (11/19/17)  
**3FG Made:** 1, vs. Alcorn St. (12/22/17)  
**3FG Atts:** 1, 4x, last vs. Alcorn St. (12/22/17)  
**FT Made:** 4, at DePaul (1/30/16)  
**FT Atts:** 7, vs. USC (11/19/17)  
**Rebounds:** 6, vs. Wright State (12/8/15)  
**Assists:** 4, 2x, last at DePaul (1/30/16)  
**Turnovers:** 3, 2x, last vs. W. Kentucky (12/5/15)  
**Blocks:** 1, at Arkansas (2/10/18)  
**Steals:** 3, vs. Missouri (11/17/15)  
**Minutes:** 32, vs. USC (11/19/17)

**AUSTIN, JR. NOTEBOOK**

- ✪ Tied team-high with eight points at Arkansas.
- ✪ Played 17 minutes at Tennessee, the most since playing 21 against Virginia on November 23.
- ✪ Scored career-high 13 points in overtime loss to USC.
- ✪ Transferred from Xavier in the spring of 2016; redshirted the 2016-17 season after transferring.
- ✪ Scored a career-high 12 points to go with five rebounds and four assists in 17 minutes at DePaul on Jan. 30 ... Averaged 9.8 minutes per game as the backup point guard ... Scored six points in 11 minutes at St. John's on Jan. 6 ... Contributed four points and three assists in 12 minutes vs. USC on Nov. 27.
- ✪ 2014 Class 3A unanimous First Team All-State selection by the Associated Press, Chicago Tribune and Chicago Sun-Times at Lanphier High School.
- ✪ Larry Austin, Jr...February 18, 1996...Son of Larry, Sr. and Christa Austin...Siblings are Terrian, Trinere, Tiera, Deandre, and Nick...Majoring in Sociology...Advice to youngsters: "Stay in School."

**AUSTIN, JR. GAME-BY-GAME (JUNIOR)**

Opponent	M	FG-A	3P-A	FT-A	Reb	PF	A	T	B	S	PTS
N10 Austin Peay*	20	1-4	0-1	0-2	3	1	2	1	0	0	2
N13 @Belmont*	10	1-2	0-0	0-0	1	0	0	0	0	0	2
N17 UNC Asheville	18	0-2	0-0	2-4	1	1	2	0	0	1	2
N19 USC	32	5-9	0-0	3-7	4	4	6	2	0	0	13
N23 vs. Virginia	21	2-6	0-0	1-2	5	2	0	1	0	1	5
N24 Seton Hall*	16	0-3	0-1	0-0	1	3	2	3	0	0	0
N28 Radford	4	0-1	0-0	0-0	0	1	0	0	0	0	0
D3 Kansas State	DNP										
D6 Middle Tennessee	DNP										
D17 @Arizona State	13	2-3	0-0	2-2	1	2	0	0	0	0	6
D20 Houston Baptist	14	0-1	0-1	1-2	4	3	2	1	0	0	1
D22 Alcorn State	15	2-4	1-1	0-0	2	2	2	0	0	0	5
D30 @Florida	7	0-1	0-0	0-0	0	0	1	1	0	0	0
J2 Alabama	DNP										
J6 @South Carolina	0+	0-0	0-0	0-0	0	0	0	0	0	0	0
J9 Tennessee	DNP										
J13 Kentucky	DNP										
J16 @Miss. State	16	2-2	0-0	0-0	1	1	2	0	0	1	4
J20 LSU	6	1-2	0-0	0-0	1	1	0	0	0	0	2
J23 @Tennessee	17	0-2	0-0	2-2	3	2	3	1	0	1	2
J27 TCU	10	2-3	0-0	0-0	0	1	0	0	0	0	4
J30 @Kentucky	4	1-1	0-0	0-0	0	1	1	1	0	0	2
F3 @Auburn	2	0-0	0-0	0-0	1	0	0	1	0	0	0
F7 Georgia	DNP										
F10 @Arkansas	11	3-4	0-0	2-2	3	1	1	0	1	0	8
F14 Miss. State	4	0-1	0-0	0-0	1	0	0	1	0	0	0
F17 Florida	DNP										
F20 @LSU	4	0-1	0-0	0-0	1	0	0	0	0	0	0
F24 Texas A&M											
F27 Missouri											
M3 @Ole Miss											

**Austin's Overall Statistics**

Year	GP	GS	Min	Avg	FG	FGA	Pct	3FG	3FGA	Pct	FT	FTA	Pct	Off	Def	Tot	Avg	PF	FO	Ast	TO	Bik	Stl	Pts	Avg
2014-15*	26	1	111	4.3	7	14	.500	0	0	.000	3	4	.750	1	10	11	0.4	15	0	6	11	0	5	17	0.7
2015-16*	34	0	334	9.8	21	52	.404	0	1	.000	20	32	.625	8	30	38	1.1	40	0	39	26	0	19	62	1.8
2017-18	21	3	249	11.9	22	52	.423	1	4	.250	13	23	.565	10	23	33	1.6	26	0	24	13	1	4	58	2.8
<b>TOTAL</b>	<b>81</b>	<b>4</b>	<b>694</b>	<b>8.6</b>	<b>50</b>	<b>118</b>	<b>.424</b>	<b>1</b>	<b>5</b>	<b>.200</b>	<b>36</b>	<b>59</b>	<b>.610</b>	<b>19</b>	<b>63</b>	<b>82</b>	<b>1.0</b>	<b>81</b>	<b>0</b>	<b>69</b>	<b>50</b>	<b>1</b>	<b>28</b>	<b>137</b>	<b>1.7</b>

**Austin's SEC Statistics**

Year	GP	GS	Min	Avg	FG	FGA	Pct	3FG	3FGA	Pct	FT	FTA	Pct	Off	Def	Tot	Avg	PF	FO	Ast	TO	Bik	Stl	Pts	Avg
2017-18	10	0	71	7.1	7	14	.500	0	0	.000	4	4	1.000	4	7	11	1.1	6	0	8	5	1	2	18	1.8
<b>TOTAL</b>	<b>10</b>	<b>0</b>	<b>71</b>	<b>7.1</b>	<b>7</b>	<b>14</b>	<b>.500</b>	<b>0</b>	<b>0</b>	<b>.000</b>	<b>4</b>	<b>4</b>	<b>1.000</b>	<b>4</b>	<b>7</b>	<b>11</b>	<b>1.1</b>	<b>6</b>	<b>0</b>	<b>8</b>	<b>5</b>	<b>1</b>	<b>2</b>	<b>18</b>	<b>1.8</b>





**DJERY BAPTISTE**

**12**

R-Sophomore, Center  
6'10" 235 lbs.  
Gonaives, Haiti  
Prestonwood Christian HS

**SEASON HIGHS**

**Points:** 13, vs. UNC Asheville (11/17/17)  
**FG Made:** 5, vs. UNC Asheville (11/17/17)  
**FG Atts:** 7, vs. M. Tennessee (12/6/17)  
**3FG Made:**  
**3FG Atts:**  
**FT Made:** 5, vs. USC (11/19/17)  
**FT Atts:** 6, vs. USC (11/19/17)  
**Rebounds:** 9, vs. Kansas State (12/3/17)  
**Assists:** 1, 3x, last vs. M. Tennessee (12/6/17)  
**Turnovers:** 3, vs. Kansas State (12/3/17)  
**Blocks:** 3, 2x, last vs. Alabama (1/2/18)  
**Steals:** 3, at South Carolina (1/6/18)  
**Minutes:** 34, vs. USC (11/19/17)

**CAREER HIGHS**

**Points:** 13, vs. UNC Asheville (11/17/17)  
**FG Made:** 5, vs. UNC Asheville (11/17/17)  
**FG Atts:** 6, 2x, last vs. Kansas State (12/3/17)  
**3FG Made:**  
**3FG Atts:**  
**FT Made:** 5, vs. USC (11/19/17)  
**FT Atts:** 6, 2x, last vs. USC (11/19/17)  
**Rebounds:** 9, vs. Kansas State (12/3/17)  
**Assists:** 1, 4x, last vs. M. Tennessee (12/6/17)  
**Turnovers:** 3, vs. Kansas State (12/3/17)  
**Blocks:** 3, 3x, last vs. Alabama (1/2/18)  
**Steals:** 3, at South Carolina (1/6/18)  
**Minutes:** 34, vs. USC (11/19/17)

**BAPTISTE NOTEBOOK**

- ✪ Scored in double figures for second time this season at South Carolina with 10 points.
- ✪ Tallied career highs in points (13), field goals made (5), then-rebounds (8), and minutes played (25) in win over UNC Asheville; played career-high 34 minutes vs. USC - scored nine points and had seven rebounds.
- ✪ Had career-high nine rebounds vs. Kansas State.
- ✪ Played in all 35 games and made one start in 2016-17. Averaged 1.8 points and 1.9 rebounds per game.
- ✪ Tied a career high with eight points in win over Miss. State.
- ✪ Made first career-start vs. Butler.
- ✪ Tallied career-high eight points and three rebounds vs. Belmont; had 7 points and 7 rebounds vs. Norfolk St.
- ✪ Redshirted the 2015-16 season.
- ✪ Signed with the Commodores in November of 2014...Chose the Commodores over UConn, SMU, Oregon, and USC, and was ranked the eighth-best player in the state of Texas according to ESPN.
- ✪ Originally from Haiti, Baptiste is one of the most physically impressive prospects in the 2015 class. He speaks four languages and hopes to one day be a diplomat in his native country.
- ✪ Attended the Prestonwood Christian Academy in Plano, Texas, where he averaged 10 points, 10 rebounds, three blocks, two assists, and one steal in his senior season...Helped lead his Lion teams to four consecutive state championships...Named his team's Defensive Player of the Year in his senior season.
- ✪ Djery Jean Baptiste...November 12, 1995...Son of Hebert Jean Baptiste and Wislonde Destin...Plans to major in Public Policy and Linguistics...Recipient of the Myer Family Men's Basketball Scholarship...Advice to youngsters: "Seek God."

**BAPTISTE GAME-BY-GAME (SOPHOMORE)**

Opponent	M	FG-A	3P-A	FT-A	Reb	PF	A	T	B	S	PTS
N10 Austin Peay*	12	1-1	0-0	0-0	4	4	1	2	0	2	2
N13 @Belmont*	13	0-2	0-0	1-2	4	4	0	2	1	0	1
N17 UNC Asheville	25	5-6	0-0	3-4	8	4	1	2	1	0	13
N19 USC	34	2-2	0-0	5-6	7	3	0	1	0	0	9
N23 vs. Virginia	20	1-1	0-0	3-4	6	1	1	0	0	0	3
N24 Seton Hall	15	0-1	0-0	2-2	2	5	0	2	0	0	2
N28 Radford*	31	3-5	0-0	2-3	3	0	0	0	1	0	8
D3 Kansas State*	25	2-6	0-0	1-2	9	5	0	3	2	1	5
D6 Middle Tennessee*	22	2-7	0-0	0-0	6	2	1	0	3	0	4
D17 @Arizona State	DNP										
D20 Houston Baptist	9	1-3	0-0	0-0	4	4	0	1	1	0	2
D22 Alcorn State	8	1-1	0-0	0-0	2	1	0	0	0	0	2
D30 @Florida	7	0-0	0-0	0-0	2	2	0	1	2	0	0
J2 Alabama	24	1-1	0-0	0-0	7	1	0	0	3	0	2
J6 @South Carolina	24	3-7	0-0	4-5	5	5	0	0	0	3	10
J9 Tennessee*	17	0-2	0-0	1-2	4	5	1	1	1	0	1
J13 Kentucky*	21	0-2	0-0	2-2	4	4	0	1	2	0	2
J16 @Miss. State*	12	1-3	0-0	0-0	2	2	0	1	0	0	2
J20 LSU*	25	0-2	0-0	1-3	5	3	0	0	3	0	1
J23 @Tennessee*	16	2-4	0-0	0-0	5	4	0	0	1	0	4
J27 TCU	9	2-5	0-0	0-0	1	1	0	1	1	0	4
J30 @Kentucky	9	0-0	0-0	0-0	2	2	0	0	1	0	0
F3 @Auburn	3	0-0	0-0	1-2	0	0	0	0	0	0	1
F7 Georgia	10	0-0	0-0	0-0	2	1	0	0	0	0	0
F10 @Arkansas	13	1-1	0-0	2-2	2	1	0	1	1	0	4
F14 Miss. State	12	1-2	0-0	2-2	2	2	0	1	0	0	4
F17 Florida	4	0-0	0-0	0-0	1	2	0	1	0	1	0
F20 @LSU	DNP										
F24 Texas A&M											
F27 Missouri											
M3 @Ole Miss											

Baptiste's Overall Statistics at Vanderbilt

Year	GP	GS	Min	Avg	FG	FGA	Pct	3FG	3FGA	Pct	FT	FTA	Pct	Off	Def	Tot	Avg	PF	FO	Ast	TO	Blk	Stl	Pts	Avg
2016-17	35	1	275	7.9	25	48	.521	0	0	.000	13	20	.650	25	40	65	1.9	59	0	1	24	14	4	63	1.8
2017-18	26	10	420	16.2	29	64	.453	0	0	.000	30	41	.732	33	66	99	3.8	68	4	4	21	25	7	88	3.4
<b>TOTAL</b>	<b>61</b>	<b>11</b>	<b>695</b>	<b>11.4</b>	<b>54</b>	<b>112</b>	<b>.482</b>	<b>0</b>	<b>0</b>	<b>.000</b>	<b>43</b>	<b>61</b>	<b>.705</b>	<b>58</b>	<b>106</b>	<b>164</b>	<b>2.7</b>	<b>127</b>	<b>4</b>	<b>5</b>	<b>45</b>	<b>39</b>	<b>11</b>	<b>151</b>	<b>2.5</b>

Baptiste's SEC Statistics at Vanderbilt

Year	GP	GS	Min	Avg	FG	FGA	Pct	3FG	3FGA	Pct	FT	FTA	Pct	Off	Def	Tot	Avg	PF	FO	Ast	TO	Blk	Stl	Pts	Avg
2016-17	18	0	118	6.6	9	16	.563	0	0	.000	5	8	.625	11	18	29	1.6	28	0	0	9	5	2	23	1.3
2017-18	14	5	197	14.1	9	24	.375	0	0	.000	13	18	.722	12	31	43	3.1	34	2	1	7	14	4	31	2.2
<b>TOTAL</b>	<b>32</b>	<b>5</b>	<b>315</b>	<b>9.8</b>	<b>18</b>	<b>40</b>	<b>.450</b>	<b>0</b>	<b>0</b>	<b>.000</b>	<b>18</b>	<b>26</b>	<b>.692</b>	<b>23</b>	<b>49</b>	<b>72</b>	<b>2.3</b>	<b>62</b>	<b>2</b>	<b>1</b>	<b>16</b>	<b>19</b>	<b>6</b>	<b>54</b>	<b>1.7</b>



## CLEVON BROWN

# 15

Sophomore, Forward  
6'8" 233 lbs.  
San Antonio, Texas  
Churchill HS

### SEASON HIGHS

**Points:** 13, vs. Austin Peay (11/10/17)  
**FG Made:** 6, vs. Austin Peay (11/10/17)  
**FG Atts:** 11, vs. Austin Peay (11/10/17)  
**3FG Made:** 1, 4x, last vs. Kentucky (1/13/18)  
**3FG Atts:** 3, vs. Austin Peay (11/10/17)  
**FT Made:** 2, 2x, last at Miss. State (1/16/18)  
**FT Atts:** 2, 4x, last at Miss. State (1/16/18)  
**Rebounds:** 7, at Kentucky (1/30/18)  
**Assists:** 1, 4x, last at Tennessee (1/23/18)  
**Turnovers:** 4, at Auburn (2/3/18)  
**Blocks:** 3, 2x, last vs. Houston Baptist (12/20/17)  
**Steals:** 2, vs. Austin Peay (11/10/17)  
**Minutes:** 31, at Kentucky (1/30/18)

### CAREER HIGHS

**Points:** 13, vs. Austin Peay (11/10/17)  
**FG Made:** 6, vs. Austin Peay (11/10/17)  
**FG Atts:** 11, vs. Austin Peay (11/10/17)  
**3FG Made:** 2, 2x, last at Missouri (2/11/17)  
**3FG Atts:** 3, 2x, at Missouri (2/11/17)  
**FT Made:** 2, 3x, last at Miss. State (1/16/18)  
**FT Atts:** 4, vs. Texas A&M (2/16/17)  
**Rebounds:** 7, at Kentucky (1/30/18)  
**Assists:** 1, 5x, last at Tennessee (1/23/18)  
**Turnovers:** 4, at Auburn (2/3/18)  
**Blocks:** 3, 3x, last vs. Houston Baptist (12/20/17)  
**Steals:** 2, vs. Austin Peay (11/10/17)  
**Minutes:** 31, at Kentucky (1/30/18)

### BROWN NOTEBOOK

- ✪ Played career-high in minutes against TCU (26) and Kentucky (31). Had career-high 7 rebounds at UK.
- ✪ Scored a career-high 13 points in win over Austin Peay. Also set new career bests in field goals made and steals, and tied a career high in rebounds and blocks.
- ✪ Played in 34 games and averaged 1.6 points and 1.5 rebounds per game as a freshman.
- ✪ Blocked career-high three shots vs. South Carolina.
- ✪ Had career-high eight points, six rebounds, and two blocks at Missouri.
- ✪ Tied a then-career high with six points at Texas A&M. Grabbed a career-high five rebounds against the Aggies.
- ✪ Signed with the Commodores in November of 2015.
- ✪ Made career debut vs. Marquette, scored five points against Golden Eagles; scored career-high six points vs. Norfolk State.
- ✪ Was ranked as the 9th-best player in the state of Texas by Texas Hoops, and the 126th-ranked player nationally by Rivals.com.
- ✪ Ranked as the 26th-ranked power forward in the country by Scout.com, he also received offers from Texas, Illinois, Notre Dame, and Auburn.

### BROWN GAME-BY-GAME (SOPHOMORE)

Opponent	M	FG-A	3P-A	FT-A	Reb	PF	A	T	B	S	PTS
N10 Austin Peay	25	6-11	0-3	1-1	5	2	0	0	3	2	13
N13 @Belmont	11	0-2	0-2	0-1	1	1	0	0	0	0	0
N17 UNC Asheville	7	1-1	0-0	0-0	0	2	0	1	2	0	2
N19 USC	3	0-1	0-0	1-2	1	0	0	0	0	0	1
N23 vs. Virginia	12	1-3	1-2	0-0	2	1	1	0	0	0	5
N24 vs. Seton Hall*	11	1-3	0-2	0-0	0	1	0	1	1	0	2
N28 Radford	9	2-3	0-1	0-2	4	1	0	1	1	0	4
D3 Kansas State	13	1-2	1-2	0-0	2	2	0	1	1	0	3
D6 Middle Tennessee	13	3-4	0-1	0-1	4	3	1	0	0	1	6
D17 @Arizona State	9	2-4	0-0	1-2	2	2	0	1	0	0	5
D20 Houston Baptist	12	0-2	0-0	0-0	2	5	0	1	3	0	0
D22 Alcorn State	18	0-4	0-3	2-2	3	1	0	1	0	0	2
D30 @Florida	15	2-3	1-1	0-1	6	0	0	0	0	0	5
J2 Alabama*	16	1-5	0-3	1-2	5	2	1	1	2	1	3
J6 @South Carolina*	12	0-3	0-2	0-1	2	4	0	1	0	0	0
J9 Tennessee	22	3-4	0-0	0-0	3	5	0	2	1	0	6
J13 Kentucky	17	2-3	1-1	0-1	4	1	0	0	2	1	5
J16 @Miss. State	20	3-7	0-2	2-2	2	2	1	1	2	0	8
J20 LSU	9	1-2	0-1	1-2	2	1	0	0	0	0	3
J23 @Tennessee	22	2-2	0-0	1-2	5	5	1	0	2	0	5
J27 TCU	26	2-4	0-2	0-0	5	1	0	0	1	1	4
J30 @Kentucky	31	1-2	0-1	1-2	7	1	0	1	2	0	3
F3 @Auburn	18	2-4	1-1	0-1	3	3	0	4	1	0	5
F7 Georgia	23	1-3	1-1	0-0	3	3	0	2	2	0	3
F10 @Arkansas	14	1-3	0-2	1-1	2	1	0	1	1	1	3
F14 Miss. State	23	1-4	0-2	0-0	3	1	0	2	1	0	2
F17 Florida	19	0-0	0-0	0-0	4	1	0	2	2	0	0
F20 @LSU	21	2-5	1-3	0-0	2	3	0	1	0	0	5
F24 Texas A&M											
F27 Missouri											
M3 @Ole Miss											

### Brown's Overall Statistics at Vanderbilt

Year	GP	GS	Min	Avg	FG	FGA	Pct	3FG	3FGA	Pct	FT	FTA	Pct	Off	Def	Tot	Avg	PF	FO	Ast	TO	Blk	Stl	Pts	Avg
2016-17	34	0	258	7.6	20	51	.392	8	27	.296	7	12	.583	16	34	50	1.5	35	0	3	16	14	1	55	1.6
2017-18	28	3	451	16.1	41	94	.436	7	38	.184	12	26	.462	36	48	84	3.0	55	3	5	24	30	7	101	3.6
<b>TOTAL</b>	<b>62</b>	<b>3</b>	<b>709</b>	<b>11.4</b>	<b>61</b>	<b>145</b>	<b>.421</b>	<b>15</b>	<b>65</b>	<b>.231</b>	<b>19</b>	<b>38</b>	<b>.500</b>	<b>52</b>	<b>82</b>	<b>134</b>	<b>2.2</b>	<b>90</b>	<b>3</b>	<b>8</b>	<b>40</b>	<b>44</b>	<b>8</b>	<b>156</b>	<b>2.5</b>

### Brown's SEC Statistics at Vanderbilt

Year	GP	GS	Min	Avg	FG	FGA	Pct	3FG	3FGA	Pct	FT	FTA	Pct	Off	Def	Tot	Avg	PF	FO	Ast	TO	Blk	Stl	Pts	Avg
2016-17	17	0	118	6.9	10	24	.417	3	12	.250	3	7	.429	8	15	23	1.4	17	0	2	7	9	0	26	1.5
2017-18	15	2	282	18.8	22	50	.440	5	20	.250	7	15	.467	21	32	53	3.5	33	2	3	18	18	3	56	3.7
<b>TOTAL</b>	<b>32</b>	<b>2</b>	<b>400</b>	<b>12.5</b>	<b>32</b>	<b>74</b>	<b>.432</b>	<b>8</b>	<b>32</b>	<b>.250</b>	<b>10</b>	<b>22</b>	<b>.455</b>	<b>29</b>	<b>47</b>	<b>76</b>	<b>2.4</b>	<b>50</b>	<b>2</b>	<b>5</b>	<b>25</b>	<b>27</b>	<b>3</b>	<b>82</b>	<b>2.6</b>





**MAXWELL EVANS**

**10** Freshman, Guard  
6'2" 186 lbs.  
Houston, Texas  
Bellaire HS

**SEASON HIGHS**

**Points:** 14, vs. Houston Baptist (12/20/17)  
**FG Made:** 6, vs. Houston Baptist (12/20/17)  
**FG Atts:** 10, vs. Houston Baptist (12/20/17)  
**3FG Made:** 2, 3x, last vs. Florida (2/17/18)  
**3FG Atts:** 6, vs. Alabama (1/2/18)  
**FT Made:** 8, at Arkansas (2/10/18)  
**FT Atts:** 9, at Arkansas (2/10/18)  
**Rebounds:** 9, at Arkansas (2/10/18)  
**Assists:** 2, 2x, last vs. Virginia (11/23/17)  
**Turnovers:** 4, at S. Carolina (1/6/18)  
**Blocks:**  
**Steals:** 1, 6x, last vs. Georgia (2/7/18)  
**Minutes:** 29, at Auburn (2/3/18)

**CAREER HIGHS**

**Points:** 14, vs. Houston Baptist (12/20/17)  
**FG Made:** 6, vs. Houston Baptist (12/20/17)  
**FG Atts:** 10, vs. Houston Baptist (12/20/17)  
**3FG Made:** 2, 3x, last vs. Florida (2/17/18)  
**3FG Atts:** 6, vs. Alabama (1/2/18)  
**FT Made:** 8, at Arkansas (2/10/18)  
**FT Atts:** 9, at Arkansas (2/10/18)  
**Rebounds:** 9, 3 at Arkansas (2/10/18)  
**Assists:** 2, 2x, last vs. Virginia (11/23/17)  
**Turnovers:** 4, at S. Carolina (1/6/18)  
**Blocks:**  
**Steals:** 1, 6x, last vs. Georgia (2/7/18)  
**Minutes:** 29, at Auburn (2/3/18)

**MISCELLANEOUS**

**EVANS NOTEBOOK**

- ✪ Made 11th start at LSU.
- ✪ Scored eight points on 8-9 shooting from the FT line against Razorbacks; also had career-high nine rebounds.
- ✪ Tallied 13 points at Auburn.
- ✪ Scored career-high 14 points, all in the second half, against Houston Baptist.
- ✪ Made first start of his career vs. Seton Hall.
- ✪ 6'2 guard from Bellaire High School in Houston, Texas, was the number 16-ranked prospect in the state of Texas and 247sports.com ranked him as the 11th-ranked combo guard nationally at the end of his junior season.
- ✪ Chose the Commodores over Purdue, Northwestern, and Kansas State.
- ✪ Four-year starter and captain who averaged 32.7 points, 7.1 rebounds, 6.5 assists, 3.2 steals, and 2.0 blocks as a senior at Bellaire, where he played for coach Bruce Glover.
- ✪ Son of Carlis and Sharon...Is a triplet with sisters Megan and Maya, who each play volleyball at Tennessee State...Also has an older brother Denzel, who is a running back at the University of Kansas...Advice to young people: "Always work hard on what you want to achieve."

**EVANS GAME-BY-GAME (FRESHMAN)**

Opponent	M	FG-A	3P-A	FT-A	Reb	PF	A	T	B	S	PTS
N10 Austin Peay	15	2-4	1-2	0-0	2	1	0	1	0	0	5
N13 @Belmont	5	0-1	0-0	0-0	0	1	0	0	0	0	0
N17 UNC Asheville	5	0-0	0-0	0-0	0	1	2	0	0	0	0
N19 USC	2	0-0	0-0	0-0	0	1	0	1	0	1	0
N23 vs. Virginia	13	2-4	1-2	0-0	4	1	2	2	0	1	5
N24 vs. Seton Hall*	16	1-5	0-2	0-0	2	0	0	0	0	0	2
N28 Radford	DNP										
D3 Kansas State	6	1-2	0-1	1-2	0	1	0	0	0	0	3
D6 Middle Tennessee	DNP										
D17 @Arizona State	4	0-1	0-1	0-0	1	0	0	0	0	0	0
D20 Houston Baptist	13	6-10	2-5	0-0	0	1	1	0	0	0	14
D22 Alcorn State	19	2-7	1-4	0-0	3	1	1	1	0	1	5
D30 @Florida	5	0-2	0-1	0-0	2	0	0	1	0	0	0
J2 Alabama*	24	2-7	1-6	4-5	1	1	1	2	0	0	9
J6 @South Carolina*	23	1-4	1-3	2-2	4	4	0	4	0	1	5
J9 Tennessee*	14	0-2	0-2	1-2	1	2	0	0	0	1	1
J13 Kentucky	4	0-1	0-0	0-0	1	2	0	0	0	0	0
J16 @Miss. State	5	1-2	0-0	0-0	2	0	0	1	0	0	2
J20 LSU	DNP										
J23 @Tennessee	16	0-1	0-1	0-0	1	2	0	1	0	0	0
J27 TCU*	13	1-4	0-2	1-1	0	1	1	1	0	0	3
J30 @Kentucky*	11	0-1	0-1	0-0	2	1	0	1	0	0	0
F3 @Auburn*	29	4-5	2-2	3-4	4	2	1	1	0	1	13
F7 Georgia*	16	0-2	0-2	0-0	2	2	0	1	0	1	16
F10 @Arkansas*	27	0-6	0-2	8-9	9	1	1	1	0	1	8
F14 Miss. State*	5	0-0	0-0	0-0	0	0	0	0	0	0	0
F17 Florida*	16	2-2	2-2	2-2	0	1	0	0	0	0	8
F20 @LSU*	7	0-4	0-2	0-0	3	0	1	0	0	0	0
F24 Texas A&M											
F27 Missouri											
M3 @Ole Miss											

Evans' Overall Statistics at Vanderbilt

Year	GP	GS	Min	Avg	FG	FGA	Pct	3FG	3FGA	Pct	FT	FTA	Pct	Off	Def	Tot	Avg	PF	FO	Ast	TO	Blk	Stl	Pts	Avg
2017-18	25	12	313	12.5	25	78	.321	11	44	.250	22	27	.815	13	31	44	1.8	27	0	11	19	0	8	83	3.3
<b>TOTAL</b>	<b>25</b>	<b>12</b>	<b>313</b>	<b>12.5</b>	<b>25</b>	<b>78</b>	<b>.321</b>	<b>11</b>	<b>44</b>	<b>.250</b>	<b>22</b>	<b>27</b>	<b>.815</b>	<b>13</b>	<b>31</b>	<b>44</b>	<b>1.8</b>	<b>27</b>	<b>0</b>	<b>11</b>	<b>19</b>	<b>0</b>	<b>8</b>	<b>83</b>	<b>3.3</b>

Evans' SEC Statistics at Vanderbilt

Year	GP	GS	Min	Avg	FG	FGA	Pct	3FG	3FGA	Pct	FT	FTA	Pct	Off	Def	Tot	Avg	PF	FO	Ast	TO	Blk	Stl	Pts	Avg
2017-18	14	10	202	14.4	10	39	.256	6	24	.250	20	24	.833	11	21	32	2.3	18	0	4	13	0	5	46	3.3
<b>TOTAL</b>	<b>14</b>	<b>10</b>	<b>202</b>	<b>14.4</b>	<b>10</b>	<b>39</b>	<b>.256</b>	<b>6</b>	<b>24</b>	<b>.250</b>	<b>20</b>	<b>24</b>	<b>.833</b>	<b>11</b>	<b>21</b>	<b>32</b>	<b>2.3</b>	<b>18</b>	<b>0</b>	<b>4</b>	<b>13</b>	<b>0</b>	<b>5</b>	<b>46</b>	<b>3.3</b>





**MATTHEW FISHER-DAVIS**

**5**

Senior, Guard  
6'5" 185 lbs.  
Charlotte, N.C.  
Butler HS

**SEASON HIGHS**

- Points:** 31, vs. USC (11/19/17)
- FG Made:** 9, vs. USC (11/19/17)
- FG Atts:** 18, vs. USC (11/19/17)
- 3FG Made:** 6, vs. USC (11/19/17)
- 3FG Atts:** 13, vs. USC (11/19/17)
- FT Made:** 7, vs. USC (11/19/17)
- FT Atts:** 8, vs. USC (11/19/17)
- Rebounds:** 11, vs. USC (11/19/17)
- Assists:** 4, vs. Alcorn St. (12/22/17)
- Turnovers:** 3, 3x, last at South Carolina (1/6/18)
- Blocks:** 4, at South Carolina (1/6/18)
- Steals:** 4, vs. Alcorn St. (12/22/17)
- Minutes:** 38, vs. USC (11/19/17)

**CAREER HIGHS**

- Points:** 33, vs. Auburn (1/4/17)
- FG Made:** 11, vs. Auburn (1/4/17)
- FG Atts:** 20, vs. Auburn (1/4/17)
- 3FG Made:** 7, vs. Auburn (1/4/17)
- 3FG Atts:** 14, vs. Auburn (1/4/17)
- FT Made:** 9, 3x, last vs. Kentucky (1/10/17)
- FT Atts:** 12, at LSU (12/29/16)
- Rebounds:** 11, 2x, last vs. USC (11/19/17)
- Assists:** 5, at Ole Miss (3/4/15)
- Turnovers:** 5, at Stanford (3/24/15)
- Blocks:** 4, 2x, last at South Carolina (1/6/18)
- Steals:** 4, vs. Alcorn St. (12/22/17)
- Minutes:** 41, at Arkansas (1/5/16)

**MISCELLANEOUS**

	2017-18	Career
Double-Digit Pts.	10	62
3+ Threes	6	51
Double-Double	1	2

**FISHER-DAVIS NOTEBOOK**

- ✪ Out for season with an injured right shoulder he suffered against Kentucky on January 13.
- ✪ Tallied team-high 19 points in win over Houston Baptist.
- ✪ Scored 31 points and added 11 rebounds vs. USC, first 30-10 game for Commodores since A.J. Ogilvy (33 points, 10 rebounds at LSU, 3/4/09). It marked the 2nd 30+ game of his career.
- ✪ Played in 34 games and started 22 as a junior...Led the team in scoring with 13.9 points per game, Fisher-Davis finished sixth in 3FG% in all games (37.2%) and second in threes made (2.5).
- ✪ Scored 20 or more points in nine career games, and scored in double figures in 24 games in 2016-17.
- ✪ Eclipsed the 1,000-point barrier in his career against Arkansas - became 47th VU player to do so.
- ✪ Tallied a career-high 33 points vs. Auburn - made seven threes, first Commodore to make seven three's in a game since John Jenkins made seven against Lafayette on December 21, 2011.
- ✪ Started 28 games and played in 32 contests in 2015-16. Scored in double figures in 17 games in 2015-16. Made three or more threes in 17 games.
- ✪ Finished the season first in the SEC in three-point field goal percentage at 44.6% as a sophomore.
- ✪ Finished 2014-15 as the SEC's freshman leader in three-pointers made (2.1, 6th in conference) and was second in three-point percentage in all games (.401). In league games only, Fisher-Davis was fifth in threes made (2.2) and fourth in three-point percentage (.402).
- ✪ Scored a career-high 18 points at Stanford in NIT Quarterfinals on a career-high six made threes.
- ✪ 6'5" guard considered one of best shooters in 2014 class...Shot 67.5% from the floor, 49.1% from three, and 96% from the free throw line in his senior season at Butler HS.
- ✪ Averaged 22 points, 13 rebounds, five assists, two steals and two blocks per game as a senior, and was named the SW4A Player of the Year and as a member of the Charlotte Observer's All-Observer team.

**FISHER-DAVIS GAME-BY-GAME (SENIOR)**

Opponent	M	FG-A	3P-A	FT-A	Reb	PF	A	T	B	S	PTS
N10 Austin Peay	DNP										
N13 @Belmont*	22	0-6	0-3	6-6	4	3	0	0	0	2	6
N17 UNC Asheville*	33	5-13	2-8	5-5	4	2	1	2	0	1	17
N19 USC*	38	9-18	6-13	7-8	11	4	1	1	0	2	31
N23 vs. Virginia*	24	3-9	2-4	3-6	3	4	1	0	0	0	11
N24 vs. Seton Hall	24	2-9	0-5	0-0	8	3	0	1	0	2	4
N28 Radford	29	3-11	1-9	0-0	6	4	3	2	0	1	7
D3 Kansas State	24	1-6	1-4	0-0	2	2	1	3	0	0	3
D6 Middle Tennessee	33	5-9	5-8	2-3	7	2	0	1	1	0	17
D17 @Arizona State*	33	1-10	0-8	0-0	8	3	3	2	1	3	2
D20 Houston Baptist*	26	6-10	5-9	2-2	5	2	3	3	1	2	19
D22 Alcorn State*	23	6-12	3-8	0-0	2	2	4	0	1	4	15
D30 @Florida*	33	7-17	3-9	0-0	4	2	1	0	1	0	17
J2 Alabama	29	4-7	3-4	0-0	5	3	0	1	0	1	11
J6 @South Carolina	27	4-11	2-6	2-2	5	1	2	3	4	0	12
J9 Tennessee	29	3-8	2-4	2-2	4	1	1	0	0	0	10
J13 Kentucky*	16	2-6	0-3	5-5	3	2	0	0	0	1	9
J16 @Miss. State	DNP										
J20 LSU	DNP										
J23 @Tennessee	DNP										
J27 TCU	DNP										
J30 @Kentucky	DNP										
F3 @Auburn	DNP										
F7 Georgia	DNP										
F10 @Arkansas	DNP										
F14 Miss. State	DNP										
F17 Florida	DNP										
F20 @LSU	DNP										
F24 Texas A&M											
F27 Missouri											
M3 @Ole Miss											

Fisher-Davis' Overall Statistics at Vanderbilt

Year	GP	GS	Min	Avg	FG	FGA	Pct	3FG	3FGA	Pct	FT	FTA	Pct	Off	Def	Tot	Avg	PF	FO	Ast	TO	Blk	Stl	Pts	Avg
2014-15	34	11	777	22.9	80	228	.351	71	177	.401	15	21	.714	16	63	79	2.3	55	0	46	31	16	13	246	7.2
2015-16	32	28	877	27.4	102	236	.432	79	177	.446	27	36	.750	12	103	115	3.6	50	1	36	27	9	15	310	9.7
2016-17	34	22	947	27.9	145	359	.404	84	226	.372	98	121	.810	11	98	109	3.2	70	3	35	52	8	21	472	13.9
2017-18	16	9	443	27.7	61	162	.377	35	105	.333	34	39	.872	18	63	81	5.1	40	0	21	19	9	19	191	11.9
<b>TOTAL</b>	<b>116</b>	<b>70</b>	<b>3044</b>	<b>26.2</b>	<b>388</b>	<b>985</b>	<b>.394</b>	<b>269</b>	<b>685</b>	<b>.393</b>	<b>174</b>	<b>217</b>	<b>.802</b>	<b>57</b>	<b>327</b>	<b>384</b>	<b>3.3</b>	<b>215</b>	<b>4</b>	<b>138</b>	<b>129</b>	<b>42</b>	<b>68</b>	<b>1219</b>	<b>10.5</b>

Fisher-Davis' SEC Statistics at Vanderbilt

Year	GP	GS	Min	Avg	FG	FGA	Pct	3FG	3FGA	Pct	FT	FTA	Pct	Off	Def	Tot	Avg	PF	FO	Ast	TO	Blk	Stl	Pts	Avg
2014-15	18	7	429	23.8	45	127	.354	39	97	.402	7	11	.636	9	36	45	2.5	27	0	26	17	7	7	136	7.6
2015-16	17	14	491	28.9	57	130	.438	44	101	.436	18	24	.750	5	48	53	3.1	26	1	21	15	4	7	176	10.4
2016-17	17	9	454	26.7	67	174	.385	38	113	.336	45	60	.750	4	52	56	3.3	40	2	16	25	3	9	217	12.8
2017-18	5	2	134	26.8	20	49	.408	10	26	.385	9	9	1.000	8	13	21	4.2	9	0	4	4	5	2	59	11.8
<b>TOTAL</b>	<b>57</b>	<b>32</b>	<b>1508</b>	<b>26.5</b>	<b>189</b>	<b>480</b>	<b>.394</b>	<b>131</b>	<b>337</b>	<b>.389</b>	<b>79</b>	<b>104</b>	<b>.760</b>	<b>26</b>	<b>149</b>	<b>175</b>	<b>3.1</b>	<b>102</b>	<b>3</b>	<b>67</b>	<b>61</b>	<b>19</b>	<b>25</b>	<b>588</b>	<b>10.3</b>





**RILEY LACHANCE**

**13**

Senior, Guard  
6'2" 185 lbs.  
Brookfield, Wis.  
Brookfield HS

**SEASON HIGHS**

**Points:** 27, vs. Radford (11/28/17)  
**FG Made:** 9, 3x, last at LSU (2/20/18)  
**FG Atts:** 18, at LSU (2/20/18)  
**3FG Made:** 5, at LSU (2/20/18)  
**3FG Atts:** 11, at LSU (2/20/18)  
**FT Made:** 10, vs. Radford (11/28/17)  
**FT Atts:** 10, vs. Radford (11/28/17)  
**Rebounds:** 7, at Miss. State (1/16/18)  
**Assists:** 8, vs. Miss. State (2/14/18)  
**Turnovers:** 3, 4x, last vs. Florida (2/17/18)  
**Blocks:**  
**Steals:** 2, at Auburn (2/3/18)  
**Minutes:** 41, vs. USC (11/19/17)

**CAREER HIGHS**

**Points:** 27, vs. Radford (11/28/17)  
**FG Made:** 9, 4x, last at LSU (2/20/18)  
**FG Atts:** 18, 2x, last at LSU (2/20/18)  
**3FG Made:** 5, 5x, last at LSU (2/20/18)  
**3FG Atts:** 11, at LSU (2/20/18)  
**FT Made:** 10, vs. Radford (11/28/17)  
**FT Atts:** 10, vs. Radford (11/28/17)  
**Rebounds:** 9, vs. Missouri (2/21/15)  
**Assists:** 8, 2x, last vs. Miss. State (2/14/18)  
**Turnovers:** 5, vs. Florida (2/3/15)  
**Blocks:** 1, 2x, last vs. Stony Brook (11/19/15)  
**Steals:** 5, vs. Penn (12/22/14)  
**Minutes:** 42, 2x, last vs. Tennessee (2/11/15)

**MISCELLANEOUS**

	2017-18	Career
Double-Digit Pts.	19	74
20+ Point games	6	10

**LACHANCE NOTEBOOK**

- Scored 20 or more points in six games this year, including in last game at LSU (26 points).
- Made game-winning three vs. Miss. St. as time expired; tied career high with eight assists against Bulldogs.
- Tied career-high of 9 FGs made at Tennessee and vs. TCU.
- Scored a career-high 27 points against Radford.
- Played and started in all 35 games in his junior season. Averaged 10.5 points, 3.9 assists, and 3.3 rebounds.
- Shot 48.6% from three in his junior season and was third in the SEC in assist-to-turnover ratio (2.0) and seventh in the league in assists (3.9). His three-point FG% in 2016-17 ranks third all-time in a single season.
- Became 46th player in VU history with 1,000 points against Florida; also named to 2017 SEC Tournament All-Tournament team.
- Played in 33 games and started 19 in 2015-16. Averaged 6.9 points and 2.4 rebounds per game.
- Scored double figures in 11 games in 2015-16, including a season-high 18 points vs. Alabama while tying a career-best with five threes.
- Named to preseason All-SEC 2nd Team by league coaches in 2015.
- Named to the SEC All-Freshman team in 2015; SEC freshman leader in points scored in all games and second in threes made.
- Third on Vanderbilt's single-season freshman scoring list with 429 points - one of only four Vanderbilt freshman to ever eclipse 400-point barrier.
- Seventh in threes made (2.1) and eighth in minutes (33.3) as a freshman. Second amongst freshmen in SEC in threes made behind teammate Matthew Fisher-Davis in 2014-15.
- Captured four SEC Freshmen of the Week honors in 2014-15, which set a program record.
- Scored in double figures in 24 games in 2014-15, scored 20 or more points in three contests.
- Ended freshman season with 102 assists, third on the freshman single-season list.
- Scored a career-high 26 points in win over Purdue and 26 vs. Western Carolina.
- Left Brookfield Central High School as the school's all-time leading scorer (1,643 points). Also Brookfield's single-season scoring leader with 543 points, and the all-time leader in steals with 188.
- Major is Human and Organizational Development.

**LACHANCE GAME-BY-GAME (SENIOR)**

Opponent	M	FG-A	3P-A	FT-A	Reb	PF	A	T	B	S	PTS
N10 Austin Peay*	28	4-10	3-6	2-2	3	1	2	0	0	0	13
N13 @Belmont*	32	4-9	1-5	1-2	1	1	2	0	0	0	10
N17 UNC Asheville*	32	6-10	4-7	1-2	2	0	4	2	0	1	17
N19 USC*	41	7-14	4-5	1-1	2	1	4	1	0	0	19
N23 vs. Virginia*	22	0-3	0-1	0-0	1	1	0	0	0	0	0
N24 vs. Seton Hall*	28	2-9	2-6	0-0	2	1	1	1	0	0	6
N28 Radford*	37	7-11	3-5	10-10	5	1	4	1	0	0	27
D3 Kansas State*	25	4-9	1-5	0-0	4	5	2	1	0	0	9
D6 Middle Tennessee*	36	3-10	0-6	3-3	5	3	5	1	0	0	9
D17 @Arizona State*	27	1-8	1-4	0-0	3	0	0	0	0	0	3
D20 Houston Baptist*	25	4-6	3-4	0-0	4	0	5	1	0	1	11
D22 Alcorn State*	21	6-8	4-5	0-0	1	1	4	0	0	1	16
D30 @Florida*	26	3-5	2-4	3-3	4	4	3	2	0	1	11
J2 Alabama*	30	3-5	2-3	2-2	2	2	5	3	0	0	10
J6 @South Carolina*	25	1-5	1-5	0-0	1	5	2	3	0	0	3
J9 Tennessee*	25	6-12	3-8	1-2	3	0	4	1	0	0	16
J13 Kentucky*	27	3-7	0-4	0-4	2	1	4	1	0	0	6
J16 @Miss. State*	25	2-4	1-3	0-0	7	3	4	1	0	0	5
J20 LSU*	38	8-14	4-7	6-6	6	3	3	0	0	0	26
J23 @Tennessee*	36	9-17	4-9	3-3	4	1	0	1	0	1	25
J27 TCU*	35	9-15	4-8	2-2	5	0	4	2	0	0	24
J30 @Kentucky*	36	5-15	3-8	0-1	2	4	6	2	0	0	13
F3 @Auburn*	36	5-11	1-4	2-3	4	1	6	3	0	2	13
F7 Georgia*	38	7-13	2-6	3-3	1	2	4	2	0	1	19
F10 @Arkansas*	30	3-11	1-6	1-2	3	0	0	0	0	0	8
F14 Miss. State*	37	6-14	3-7	1-1	3	1	8	3	0	2	16
F17 Florida*	36	7-12	2-5	5-6	4	4	5	3	0	0	21
F20 @LSU*	38	9-18	5-11	3-4	3	3	3	2	0	1	26
F24 Texas A&M											
F27 Missouri											
M3 @Ole Miss											

LaChance's Overall Statistics at Vanderbilt

Year	GP	GS	Min	Avg	FG	FGA	Pct	3FG	3FGA	Pct	FT	FTA	Pct	Off	Def	Tot	Avg	PF	FO	Ast	TO	Blk	Stl	Pts	Avg
2014-15	35	35	1166	33.3	147	337	.436	66	173	.382	69	79	.873	10	100	110	3.1	46	0	102	47	1	25	429	12.3
2015-16	33	19	820	24.8	80	226	.354	43	119	.361	26	34	.765	11	69	80	2.4	61	1	81	44	1	20	229	6.9
2016-17	35	35	1090	31.1	115	247	.466	70	144	.486	68	78	.872	7	109	116	3.3	73	2	137	67	1	21	368	10.5
2017-18	28	27	872	31.1	134	285	.470	64	157	.408	50	62	.806	10	77	87	3.1	52	2	91	36	0	13	382	13.6
<b>TOTAL</b>	<b>131</b>	<b>116</b>	<b>3948</b>	<b>30.1</b>	<b>476</b>	<b>1095</b>	<b>.435</b>	<b>243</b>	<b>593</b>	<b>.410</b>	<b>213</b>	<b>253</b>	<b>.842</b>	<b>38</b>	<b>355</b>	<b>393</b>	<b>3.0</b>	<b>232</b>	<b>5</b>	<b>411</b>	<b>194</b>	<b>3</b>	<b>79</b>	<b>1408</b>	<b>10.7</b>

LaChance's SEC Statistics at Vanderbilt

Year	GP	GS	Min	Avg	FG	FGA	Pct	3FG	3FGA	Pct	FT	FTA	Pct	Off	Def	Tot	Avg	PF	FO	Ast	TO	Blk	Stl	Pts	Avg
2014-15	18	18	622	34.6	73	177	.412	35	91	.385	38	45	.844	6	56	62	3.4	27	0	54	29	0	10	219	12.2
2015-16	18	7	417	23.2	35	115	.304	22	64	.344	16	23	.696	6	40	46	2.6	31	1	36	27	0	13	108	6.0
2016-17	18	18	572	31.8	63	140	.450	35	79	.443	40	47	.851	2	60	62	3.4	35	2	69	37	0	10	201	11.2
2017-18	15	15	483	32.2	77	163	.472	34	90	.378	30	40	.750	4	45	49	3.3	34	1	57	27	0	8	218	14.5
<b>TOTAL</b>	<b>69</b>	<b>58</b>	<b>2094</b>	<b>30.3</b>	<b>248</b>	<b>595</b>	<b>.417</b>	<b>126</b>	<b>324</b>	<b>.389</b>	<b>124</b>	<b>155</b>	<b>.800</b>	<b>18</b>	<b>201</b>	<b>219</b>	<b>3.2</b>	<b>127</b>	<b>4</b>	<b>216</b>	<b>120</b>	<b>0</b>	<b>41</b>	<b>746</b>	<b>10.8</b>





**SABEN LEE**

**O**

Freshman, Guard  
6'2" 174 lbs.  
Phoenix, Ariz.  
Corona Del Sol HS

**SEASON HIGHS**

- Points:** 24, vs. Arizona State (12/17/17)
- FG Made:** 9, vs. Arizona State (12/17/17)
- FG Atts:** 14, 2x, last vs. Alabama (1/2/18)
- 3FG Made:** 3, 3x, last at LSU (2/20/18)
- 3FG Atts:** 6, vs. Austin Peay (11/10/17)
- FT Made:** 12, vs. Kansas St. (12/3/17)
- FT Atts:** 17, vs. Kansas St. (12/3/17)
- Rebounds:** 8, at Belmont (11/13/17)
- Assists:** 7, vs. Austin Peay (11/10/17)
- Turnovers:** 4, 2x, last at Auburn (2/3/18)
- Blocks:** 1, 2x, last vs. Houston Baptist (12/20/17)
- Steals:** 4, vs. Arizona State (12/17/17)
- Minutes:** 38, vs. Arizona State (12/17/17)

**CAREER HIGHS**

- Points:** 24, vs. Arizona State (12/17/17)
- FG Made:** 9, vs. Arizona State (12/17/17)
- FG Atts:** 14, 2x, last vs. Alabama (1/2/18)
- 3FG Made:** 3, 3x, last at LSU (2/20/18)
- 3FG Atts:** 6, vs. Austin Peay (11/10/17)
- FT Made:** 12, vs. Kansas St. (12/3/17)
- FT Atts:** 17, vs. Kansas St. (12/3/17)
- Rebounds:** 8, at Belmont (11/13/17)
- Assists:** 7, vs. Austin Peay (11/10/17)
- Turnovers:** 4, 2x, last at Auburn (2/3/18)
- Blocks:** 1, 2x, last vs. Houston Baptist (12/20/17)
- Steals:** 4, vs. Arizona State (12/17/17)
- Minutes:** 38, vs. Arizona State (12/17/17)

**MISCELLANEOUS**

**LEE NOTEBOOK**

- ☛ Tallied double figures in 14 games this year and 11 of last 16. Scored SEC-game high with 19 points vs. Georgia - tied career high with three made threes. Also made three three's at LSU.
- ☛ Averaging 11.3 points per game in SEC play; 8th in league games only in steals (1.3).
- ☛ Scored new career-high 24 points at Arizona State.
- ☛ Tied career high with 19 points vs. Kansas State - finished 12-17 from free-throw line. Last Commodore to make 12 free throws in a game was Luke Kornet vs. Belmont on 11/15/2016.
- ☛ Had then-career-high 19-point performance at Belmont. Also added eight rebounds and two assists.
- ☛ 6'2 guard from Tempe, Ariz., who attended Corona Del Sol High School. Lee chose the Commodores over Louisville, Stanford, Florida State, and Nebraska.
- ☛ Averaged 22 points, five rebonds, four assists, three blocks, and three steals in his senior season at Corona Del Sol...First-team All-State selection as a junior and senior...Was a four-star prospect and the number 92-ranked player by Scout.com and the number 17 point guard by 247sports.com.
- ☛ Saben Anthonia Lee...June 23, 1999 ... Son of Anthonia "Amp" Lee and Natalie Williams...Has one brother Aubry...Plans to major in Mechanical Engineering...Advice to young people: "Have fun because at the next level it's all business."

**LEE'S GAME-BY-GAME (FRESHMAN)**

Opponent	M	FG-A	3P-A	FT-A	Reb	PF	A	T	B	S	PTS
N10 Austin Peay	20	2-6	0-2	2-3	0	0	7	3	0	2	6
N13 @Belmont	25	5-9	1-4	8-11	8	4	2	4	0	1	19
N17 UNC Asheville*	22	3-9	0-1	2-2	1	2	5	3	0	0	8
N19 USC*	13	1-1	0-0	0-0	1	0	1	2	0	0	2
N23 vs. Virginia*	20	0-7	0-2	0-0	1	0	0	1	1	1	0
N24 vs. Seton Hall	26	3-10	1-2	1-1	1	2	4	0	0	0	8
N28 Radford	11	0-3	0-2	1-2	2	0	1	0	0	0	1
D3 Kansas State*	33	3-6	1-3	12-17	2	3	5	3	0	1	19
D6 Middle Tennessee*	26	2-6	0-2	1-2	0	2	3	1	0	1	5
D17 @Arizona State*	38	9-14	1-4	5-9	5	3	6	2	0	4	24
D20 Houston Baptist*	20	1-6	0-2	1-1	4	3	5	3	1	1	3
D22 Alcorn State*	21	3-5	0-1	4-4	2	2	4	0	0	3	10
D30 @Florida*	24	4-9	0-2	5-5	3	3	3	2	0	0	13
J2 Alabama*	27	7-14	2-4	7-9	1	1	2	3	0	3	23
J6 @South Carolina*	31	6-11	3-5	2-4	2	5	2	3	0	1	17
J9 Tennessee*	32	7-10	1-2	6-8	3	5	3	2	0	1	21
J13 Kentucky*	31	4-10	1-3	3-4	3	3	3	3	0	2	12
J16 @Miss. State*	28	2-6	0-3	2-2	5	1	4	2	0	0	6
J20 LSU*	34	5-7	0-1	2-3	5	2	5	3	1	3	12
J23 @Tennessee*	20	0-4	0-3	0-0	2	4	0	2	0	0	0
J27 TCU*	31	4-10	1-2	2-3	3	2	4	1	0	3	11
J30 @Kentucky*	33	3-7	0-1	2-4	4	4	3	3	0	2	8
F3 @Auburn*	36	4-11	0-1	2-2	2	3	2	4	0	2	10
F7 Georgia*	28	5-7	3-5	6-6	2	0	4	3	0	3	19
F10 @Arkansas*	26	2-7	2-3	2-2	3	3	0	2	0	0	8
F14 Miss. State*	14	2-2	0-0	0-0	0	2	0	0	0	0	4
F17 Florida*	30	0-4	0-2	1-2	6	4	2	2	0	0	1
F20 @LSU*	29	6-9	3-4	0-0	2	4	1	2	0	2	15
F24 Texas A&M											
F27 Missouri											
M3 @Ole Miss											

Lee's Overall Statistics at Vanderbilt

Year	GP	GS	Min	Avg	FG	FGA	Pct	3FG	3FGA	Pct	FT	FTA	Pct	Off	Def	Tot	Avg	PF	FO	Ast	TO	Blk	Stl	Pts	Avg
2017-18	28	25	729	26.0	93	210	.443	20	66	.303	79	106	.745	19	54	73	2.6	67	2	81	59	5	34	285	10.2
<b>TOTAL</b>	<b>28</b>	<b>25</b>	<b>729</b>	<b>26.0</b>	<b>93</b>	<b>210</b>	<b>.443</b>	<b>20</b>	<b>66</b>	<b>.303</b>	<b>79</b>	<b>106</b>	<b>.745</b>	<b>19</b>	<b>54</b>	<b>73</b>	<b>2.6</b>	<b>67</b>	<b>2</b>	<b>81</b>	<b>59</b>	<b>5</b>	<b>34</b>	<b>285</b>	<b>10.2</b>

Lee's SEC Statistics at Vanderbilt

Year	GP	GS	Min	Avg	FG	FGA	Pct	3FG	3FGA	Pct	FT	FTA	Pct	Off	Def	Tot	Avg	PF	FO	Ast	TO	Blk	Stl	Pts	Avg
2017-18	15	15	423	28.2	57	118	.483	15	39	.385	40	51	.784	9	34	43	2.9	44	2	34	36	1	19	169	11.3
<b>TOTAL</b>	<b>15</b>	<b>15</b>	<b>423</b>	<b>28.2</b>	<b>57</b>	<b>118</b>	<b>.483</b>	<b>15</b>	<b>39</b>	<b>.385</b>	<b>40</b>	<b>51</b>	<b>.784</b>	<b>9</b>	<b>34</b>	<b>43</b>	<b>2.9</b>	<b>44</b>	<b>2</b>	<b>34</b>	<b>36</b>	<b>1</b>	<b>19</b>	<b>169</b>	<b>11.3</b>



**EJIKE OBINNA**

**50** Freshman, Center  
6'10" 234 lbs.  
Enugu, Nigeria  
Virginia Academy (Va.)

**SEASON HIGHS**

**Points:** 14, at Miss. State (1/17/18)  
**FG Made:** 6, at Miss. State (1/17/18)  
**FG Atts:** 9, at Miss. State (1/17/18)  
**3FG Made:**  
**3FG Atts:**  
**FT Made:** 3, 2x, last vs. Seton Hall (11/24/17)  
**FT Atts:** 5, vs. Seton Hall (11/24/17)  
**Rebounds:** 7, vs. Virginia (11/23/17)  
**Assists:**  
**Turnovers:** 2, 2x, last at Arkansas (2/10/18)  
**Blocks:** 1, 2x, last at Miss. State (1/17/18)  
**Steals:** 1, at Auburn (2/3/18)  
**Minutes:** 22, at Miss. State (1/17/18)

**CAREER HIGHS**

**Points:** 14, at Miss. State (1/17/18)  
**FG Made:** 6, at Miss. State (1/17/18)  
**FG Atts:** 9, at Miss. State (1/17/18)  
**3FG Made:**  
**3FG Atts:**  
**FT Made:** 3, 2x, last vs. Seton Hall (11/24/17)  
**FT Atts:** 5, vs. Seton Hall (11/24/17)  
**Rebounds:** 7, vs. Virginia (11/23/17)  
**Assists:**  
**Turnovers:** 2, 2x, last at Arkansas (2/10/18)  
**Blocks:** 1, 2x, last at Miss. State (1/17/18)  
**Steals:** 1, at Auburn (2/3/18)  
**Minutes:** 22, at Miss. State (1/17/18)

**MISCELLANEOUS**

**OBINNA NOTEBOOK**

- ✪ Made 12th start at LSU.
- ✪ Played career-high 22 minutes and scored career-best 14 points at Miss. State.
- ✪ Scored career-high nine points in 20 minutes vs. Seton Hall; had career-high 7 rebounds vs. Virginia.
- ✪ Originally from Enugu, Nigeria, who attended the Virginia Academy in Ashburn, Va., was a four-star prospect by ESPN.com and Rivals.com, and was the 107th-ranked prospect in the class of 2017 by 247sports.com at end of his junior season. He was also named the Capital Beltway Defensive Player of the Year in his junior year.
- ✪ Averaged 16.6 points, 8.0 rebounds, 2.0 blocks, 1.0 steals, and 1.0 assists per game...Scored over 1,000 points in his career...First student at Virginia Academy to receive a full scholarship to a college academic institution.
- ✪ Chose the Commodores over Florida, Oklahoma, Clemson, and Virginia Tech.
- ✪ Ejike Simon Obinna...December 14, 1999...Son of Caroline Ejike...Has two brothers, Chomezie and Chinonso and three sisters, Ijeoma, Amaka, and Ipeoma...Plans to major in Human and Organizational Development...Advice to young people: "Work hard and believe in yourself."

**OBINNA'S GAME-BY-GAME (FRESHMAN)**

Opponent	M	FG-A	3P-A	FT-A	Reb	PF	A	T	B	S	PTS
N10 Austin Peay	9	0-0	0-0	2-2	6	4	0	0	0	0	2
N13 @Belmont	5	0-0	0-0	0-0	0	2	0	0	0	0	0
N17 UNC Asheville*	4	0-0	0-0	1-2	1	1	0	2	0	0	1
N19 USC*	11	1-1	0-0	0-0	2	3	0	1	0	0	2
N23 vs. Virginia*	20	1-4	0-0	3-3	7	2	0	1	0	0	5
N24 vs. Seton Hall*	20	3-3	0-0	3-5	5	4	0	0	1	0	9
N28 Radford	DNP										
D3 Kansas State	DNP										
D6 Middle Tennessee	2	0-0	0-0	0-0	0	2	0	1	0	0	0
D17 @Arizona State	DNP										
D20 Houston Baptist	11	1-1	0-0	0-4	3	0	0	0	0	0	2
D22 Alcorn State	14	2-2	0-0	1-2	5	4	0	1	0	0	5
D30 @Florida	DNP										
J2 Alabama	DNP										
J6 @South Carolina	DNP										
J9 Tennessee	DNP										
J13 Kentucky	3	0-1	0-0	1-2	1	0	0	0	0	0	1
J16 @Miss. State	22	6-9	0-0	2-4	4	1	0	1	1	0	14
J20 LSU	6	1-1	0-0	0-0	0	3	0	1	0	0	2
J23 @Tennessee	2	0-0	0-0	0-0	1	1	0	0	0	0	0
J27 TCU*	5	0-0	0-0	0-0	0	1	0	0	0	0	0
J30 @Kentucky*	8	3-6	0-0	2-3	1	2	0	0	0	0	8
F3 @Auburn*	3	0-0	0-0	0-0	1	2	0	1	0	1	0
F7 Georgia*	13	2-2	0-0	0-0	3	5	0	1	0	0	4
F10 @Arkansas*	15	1-2	0-0	0-2	2	4	0	2	0	0	2
F14 Miss. State*	9	1-3	0-0	0-0	0	0	0	0	0	0	2
F17 Florida*	7	1-2	0-0	0-0	1	2	0	0	0	0	2
F20 @LSU*	6	0-0	0-0	0-0	3	1	0	0	0	0	0
F24 Texas A&M											
F27 Missouri											
M3 @Ole Miss											

Obinna's Overall Statistics at Vanderbilt

Year	GP	GS	Min	Avg	FG	FGA	Pct	3FG	3FGA	Pct	FT	FTA	Pct	Off	Def	Tot	Avg	PF	FO	Ast	TO	Blk	Stl	Pts	Avg
2017-18	21	12	195	9.3	23	37	.622	0	0	.000	15	29	.517	12	34	46	2.2	44	1	0	12	2	1	61	2.9
<b>TOTAL</b>	<b>21</b>	<b>12</b>	<b>195</b>	<b>9.3</b>	<b>23</b>	<b>37</b>	<b>.622</b>	<b>0</b>	<b>0</b>	<b>.000</b>	<b>15</b>	<b>29</b>	<b>.517</b>	<b>12</b>	<b>34</b>	<b>46</b>	<b>2.2</b>	<b>44</b>	<b>1</b>	<b>0</b>	<b>12</b>	<b>2</b>	<b>1</b>	<b>61</b>	<b>2.9</b>

Obinna's SEC Statistics at Vanderbilt

Year	GP	GS	Min	Avg	FG	FGA	Pct	3FG	3FGA	Pct	FT	FTA	Pct	Off	Def	Tot	Avg	PF	FO	Ast	TO	Blk	Stl	Pts	Avg
2017-18	11	7	94	8.5	15	26	.577	0	0	.000	5	11	.455	5	12	17	1.5	21	1	0	6	1	1	35	3.2
<b>TOTAL</b>	<b>11</b>	<b>7</b>	<b>94</b>	<b>8.5</b>	<b>15</b>	<b>26</b>	<b>.577</b>	<b>0</b>	<b>0</b>	<b>.000</b>	<b>5</b>	<b>11</b>	<b>.455</b>	<b>5</b>	<b>12</b>	<b>17</b>	<b>1.5</b>	<b>21</b>	<b>1</b>	<b>0</b>	<b>6</b>	<b>1</b>	<b>1</b>	<b>35</b>	<b>3.2</b>





## JEFF ROBERSON

# 11

Senior, Forward  
6'6" 220 lbs.  
Houston, Texas  
The Kinkaid School

### SEASON HIGHS

**Points:** 30, at Auburn (2/3/18)  
**FG Made:** 10, at Auburn (2/3/18)  
**FG Atts:** 17, at Auburn (2/3/18)  
**3FG Made:** 5, 2x, last at Auburn (2/3/18)  
**3FG Atts:** 9, at Auburn (2/3/18)  
**FT Made:** 12, vs. Florida (2/17/18)  
**FT Atts:** 12, vs. Florida (2/17/18)  
**Rebounds:** 13, vs. Seton Hall (11/24/17)  
**Assists:** 4, 2x, last at Auburn (2/3/18)  
**Turnovers:** 4, 2x, last vs LSU (1/20/18)  
**Blocks:** 2, 2x, last vs. Kansas State (12/3/17)  
**Steals:** 2, 6x, last at Arkansas (2/10/18)  
**Minutes:** 43, at Kentucky (1/30/18)

### CAREER HIGHS

**Points:** 30, at Auburn (2/3/18)  
**FG Made:** 10, at Auburn (2/3/18)  
**FG Atts:** 17, at Auburn (2/3/18)  
**3FG Made:** 5, 2x, last at Auburn (2/3/18)  
**3FG Atts:** 9, at Auburn (2/3/18)  
**FT Made:** 12, vs. Florida (2/17/18)  
**FT Atts:** 12, vs. Florida (2/17/18)  
**Rebounds:** 16, vs. Minnesota (12/3/16)  
**Assists:** 6, 2x, last vs. Iowa State (1/28/17)  
**Turnovers:** 6, at Kentucky (2/28/17)  
**Blocks:** 2, 7x, last vs. Kansas State (12/3/17)  
**Steals:** 2, 18x, last at Arkansas (2/10/18)  
**Minutes:** 43, at Kentucky (1/30/18)

### MISCELLANEOUS

	2017-18	Career
Double-Digit Pts.	24	66
10+ Rebounds	8	18
Double-Doubles	8	15

### ROBERSON NOTEBOOK

- Scored 20 or more point in 11 games this year and 8 of last 10 - scored game-high 26 points vs. Florida. Was 12-12 from the free throw line against the Gators.
- Tallied eighth double-double against Miss. State (22 pts, 11 rebs).
- Became first VU player since Rod Odom (vs. Florida, 2/25/14) to play all 40 minutes of a game (Auburn)
- Was Vanderbilt's first player to score 20 or more in five straight games since VU's all-time leading scorer Shan Foster in 2008 (vs. Georgia (29), 2/23/2008; vs. Tennessee (32), 2/26/2008; at Arkansas (22), 3/1/2008; vs. Mississippi State (42), 3/5/2008; at Alabama (21), 3/8/2008).
- Played and started in 35 games in 2016-17. Averaged 10.8 points and team-high 7.0 rebounds per game.
- Scored a career-high 23 points on career-best five made threes in win over Miss. St.; tallied a game-high 15 points in win at Tennessee; leads Vanderbilt in minutes played.
- Seventh in the SEC in rebounding (7.1) in all games and finished eighth (6.8) in league games only a year ago, and was fourth in the league in defensive rebounding (5.2) in all games and seventh in league games only (4.8).
- Played in 32 games in 2015-16 and made 25 starts. Averaged 9.3 points and 5.6 rebounds per game and 11.0 points and 5.7 rebounds in conference play. Shot 43.5% from three for the season.
- Scored in double figures in 18 games in 2015-16, including a career-high 20-point effort against Texas A&M in Nashville (2/4), when he was 8-10 from the floor and 3-4 from three. Finished fifth in the SEC in all games in free throw percentage (.833); second in league games only (.877).
- Started 24 games as a true freshman in 2014-15; averaged 4.7 ppg and shot 45.5% from three.
- Scored career-high 12 points vs. Tennessee at Memorial Gym.
- Left The Kinkaid School as the school's all-time leading scorer with 1,743 points; Averaged 20.1 points, 9.2 rebounds, 2.0 assists, and 1.5 steals per game in his senior season at the Kinkaid School in Houston.
- Named a finalist for the Guy V. Lewis Award, which is given to the top high school player in the city of Houston.

### ROBERSON GAME-BY-GAME (SENIOR)

Opponent	M	FG-A	3P-A	FT-A	Reb	PF	A	T	B	S	PTS
N10 Austin Peay*	20	4-11	2-6	3-4	10	3	3	4	0	2	13
N13 @Belmont*	36	3-7	1-4	6-6	12	3	0	2	0	0	13
N17 UNC Asheville*	37	4-10	1-3	8-8	12	2	0	0	2	2	17
N19 USC*	42	3-9	1-5	3-4	6	4	1	2	0	1	10
N23 vs. Virginia*	24	1-7	0-4	4-4	3	0	1	2	0	0	6
N24 vs. Seton Hall	31	5-10	2-5	8-8	13	3	0	3	0	0	20
N28 Radford*	28	5-8	2-3	2-2	9	5	1	1	0	1	14
D3 Kansas State*	34	6-8	4-4	6-8	10	2	2	0	2	2	22
D6 Middle Tennessee*	32	2-6	1-2	8-8	4	2	0	2	0	1	13
D17 @Arizona State*	32	1-7	0-2	5-5	7	4	0	2	0	0	7
D20 Houston Baptist*	27	4-8	1-4	8-8	10	3	0	2	0	0	17
D22 Alcorn State*	22	7-10	5-6	2-2	4	2	4	1	1	1	21
D30 @Florida*	34	7-14	3-7	1-3	7	4	1	1	0	0	18
J2 Alabama*	34	5-11	2-2	5-6	5	3	2	2	0	2	17
J6 @South Carolina*	33	2-6	1-5	4-6	9	4	3	3	0	1	9
J9 Tennessee*	33	6-10	3-5	4-6	4	2	2	1	0	0	19
J13 Kentucky*	38	6-12	2-7	6-6	7	4	1	0	0	0	20
J16 @Miss. State*	26	5-10	0-4	0-1	2	4	2	2	0	0	10
J20 LSU*	36	7-13	2-5	4-5	6	3	1	4	0	0	20
J23 @Tennessee*	38	8-15	0-5	5-7	6	3	2	0	0	0	21
J27 TCU*	38	8-11	3-5	1-1	2	2	2	0	0	2	20
J30 @Kentucky*	43	5-9	3-6	10-11	8	4	2	2	0	0	23
F3 @Auburn*	40	10-17	5-9	5-5	10	2	4	0	0	0	30
F7 Georgia*	34	3-8	1-2	4-4	7	1	2	1	0	1	11
F10 @Arkansas*	29	2-10	0-5	4-5	3	3	1	2	1	2	8
F14 Miss. State*	36	6-11	3-6	7-12	11	2	2	2	2	1	22
F17 Florida*	39	6-11	2-4	12-12	7	0	2	1	1	0	26
F20 @LSU*	38	7-12	3-7	3-5	6	3	0	1	1	0	20
F24 Texas A&M											
F27 Missouri											
M3 @Ole Miss											

### Roberson's Overall Statistics at Vanderbilt

Year	GP	GS	Min	Avg	FG	FGA	Pct	3FG	3FGA	Pct	FT	FTA	Pct	Off	Def	Tot	Avg	PF	FO	Ast	TO	Blk	Stl	Pts	Avg
2014-15	33	24	637	19.3	50	103	.485	15	33	.455	40	64	.625	32	70	102	3.1	86	2	37	48	10	13	155	4.7
2015-16	32	25	858	26.8	91	186	.489	30	69	.435	85	102	.833	58	121	179	5.6	101	5	38	34	6	15	297	9.3
2016-17	35	35	1108	31.7	122	293	.416	39	115	.339	96	121	.793	70	176	246	7.0	91	1	61	64	14	29	379	10.8
2017-18	28	27	948	33.9	138	281	.491	53	132	.402	138	162	.852	53	147	200	7.1	77	1	41	43	10	19	467	16.7
<b>TOTAL</b>	<b>128</b>	<b>111</b>	<b>3551</b>	<b>27.7</b>	<b>401</b>	<b>863</b>	<b>.465</b>	<b>137</b>	<b>349</b>	<b>.393</b>	<b>359</b>	<b>449</b>	<b>.800</b>	<b>213</b>	<b>514</b>	<b>727</b>	<b>5.7</b>	<b>355</b>	<b>9</b>	<b>177</b>	<b>189</b>	<b>40</b>	<b>76</b>	<b>1298</b>	<b>10.1</b>

### Roberson's SEC Statistics at Vanderbilt

Year	GP	GS	Min	Avg	FG	FGA	Pct	3FG	3FGA	Pct	FT	FTA	Pct	Off	Def	Tot	Avg	PF	FO	Ast	TO	Blk	Stl	Pts	Avg
2014-15	16	11	313	19.6	22	49	.449	7	13	.538	24	40	.600	18	29	47	2.9	43	1	20	23	3	6	75	4.7
2015-16	18	17	524	29.1	60	114	.526	21	43	.488	57	65	.877	33	69	102	5.7	61	4	29	17	2	7	198	11.0
2016-17	18	18	570	31.7	64	144	.444	18	52	.346	55	67	.821	36	86	122	6.8	49	0	28	32	6	19	201	11.2
2017-18	15	15	531	35.4	85	169	.503	30	79	.380	74	94	.787	23	75	98	6.5	42	0	27	22	5	7	274	18.3
<b>TOTAL</b>	<b>67</b>	<b>61</b>	<b>1938</b>	<b>28.9</b>	<b>231</b>	<b>476</b>	<b>.485</b>	<b>76</b>	<b>187</b>	<b>.406</b>	<b>210</b>	<b>266</b>	<b>.789</b>	<b>110</b>	<b>259</b>	<b>369</b>	<b>5.5</b>	<b>195</b>	<b>5</b>	<b>104</b>	<b>94</b>	<b>16</b>	<b>39</b>	<b>748</b>	<b>11.2</b>





**JOE TOYE**

**2**

Junior, Guard  
6'7" 206 lbs.  
Chicago, Ill.  
Whitney Young HS

**SEASON HIGHS**

**Points:** 16, 2x, last vs. Miss. State (2/14/18)  
**FG Made:** 7, at Kentucky (1/30/18)  
**FG Atts:** 18, vs. Arizona State (12/17/17)  
**3FG Made:** 3, 2x, last vs. Florida (2/17/18)  
**3FG Atts:** 11, vs. Arizona State (12/17/17)  
**FT Made:** 3, 2x, last vs. LSU (1/20/18)  
**FT Atts:** 5, vs. LSU (1/20/18)  
**Rebounds:** 6, vs. Miss. State (2/14/18)  
**Assists:** 4, vs. Miss. State (2/14/18)  
**Turnovers:** 3, 5x, last vs. Arizona State (12/17/17)  
**Blocks:** 2, 2x, vs. Alcorn St. (12/22/17)  
**Steals:** 2, vs. Radford (11/28/17)  
**Minutes:** 33, vs. Arizona State (12/17/17)

**CAREER HIGHS**

**Points:** 18, vs. Texas A&M (3/9/17)  
**FG Made:** 7, at Kentucky (1/30/18)  
**FG Atts:** 18, vs. Arizona State (12/17/17)  
**3FG Made:** 5, vs. Texas A&M (3/9/17)  
**3FG Atts:** 8, vs. Texas A&M (3/9/17)  
**FT Made:** 6, 6, 2x, last at Kentucky (2/28/17)  
**FT Atts:** 7, vs. Texas A&M (2/16/17)  
**Rebounds:** 6, 3x, last vs. Miss. State (2/14/18)  
**Assists:** 4, 3x, last vs. Miss. State (2/14/18)  
**Turnovers:** 4, vs. Florida (3/10/17)  
**Blocks:** 2, 2x, vs. Alcorn St. (12/22/17)  
**Steals:** 2, 3x, last vs. Radford (11/28/17)  
**Minutes:** 38, vs. Florida (3/10/17)

**TOYE NOTEBOOK**

- ✪ Tallied a season-high 16 points on two occasions this season (at Kentucky, vs. Miss. State); tied career-highs with six rebounds and four assists against Miss. State.
- ✪ His dunk against Mississippi State on Feb. 14 was named #1 play on SportsCenter's Top 10.
- ✪ Scored 13 points, including two game-clinching free throws, vs. Florida (2/17).
- ✪ Played in all 35 games and started 13 in 2016-17. Averaged 6.4 points and 2.6 rebounds in 2016-17.
- ✪ Tallied career high 18 points in win over Texas A&M at SEC Tournament.
- ✪ Scored a then career-high 15 points at Kentucky.
- ✪ Scored 11 points in win at Texas A&M and 13 in win over Aggies in Nashville.
- ✪ Scored 13 points against Arkansas in Nashville.
- ✪ Made first career start at Georgia.
- ✪ Played in 30 games in 2015-16 and averaged 3.6 points and 1.2 rebounds per game. Scored in double figures in three games.
- ✪ Tied a career high with 10 points against Tennessee at SEC Tournament. Made a career-high three three's in a career-best 23 minutes of action. Also scored 10 points in First Four game vs. Wichita State.
- ✪ Scored career-high 10 points vs. Detroit - tied his career high with three made field goals.
- ✪ Signed with the Commodores in November of 2014.
- ✪ Was ranked as the sixth-best player in the state of Illinois and a four-star prospect by ESPN, and was also ranked as the 113th-best prospect in the nation by Rivals.com.
- ✪ Toye and his twin sister Elizabeth are both Division I basketball players - Elizabeth plays for Florida International.
- ✪ Attended Whitney Young High School in Chicago, where he was named as a First-Team All-City selection.
- ✪ Averaged 18.0 points, 7.0 rebounds, 2.0 assists, 2.0 steals, and 1.5 blocks as a senior.
- ✪ Chose the Commodores over Iowa, Memphis, Creighton, Bradley, UIC, and Missouri.
- ✪ Recipient of the Edie and David Johnson Family Basketball Scholarship.
- ✪ Advice to youngsters: "Don't let negative influences in your life."

**TOYE GAME-BY-GAME (JUNIOR)**

Opponent	M	FG-A	3P-A	FT-A	Reb	PF	A	T	B	S	PTS
N10 Austin Peay*	24	4-7	1-1	0-2	3	0	1	3	1	0	9
N13 @Belmont	26	3-8	0-3	0-2	2	5	1	3	0	0	6
N17 UNC Asheville	15	1-2	0-0	0-2	0	0	0	1	0	0	2
N19 USC	8	1-2	0-0	0-0	1	1	1	3	0	0	2
N23 vs. Virginia	12	1-6	0-1	0-0	2	0	1	0	0	1	2
N24 vs. Seton Hall*	13	2-3	0-1	2-2	3	2	0	3	0	0	6
N28 Radford*	23	2-6	1-5	3-4	4	3	0	2	1	2	8
D3 Kansas State*	23	4-6	1-2	2-2	1	3	2	2	0	0	11
D6 Middle Tennessee*	19	0-6	0-3	0-0	2	2	1	1	1	0	0
D17 @Arizona State*	33	6-18	2-11	0-0	2	3	1	3	1	0	14
D20 Houston Baptist*	23	2-8	0-3	3-4	3	1	2	0	2	1	7
D22 Alcorn State*	18	1-2	1-2	1-2	5	0	3	1	2	1	4
D30 @Florida*	21	0-5	0-3	0-0	1	5	1	1	0	0	0
J2 Alabama	6	0-1	0-0	1-2	1	1	0	0	0	0	1
J6 @South Carolina	9	0-1	0-0	0-0	2	1	0	1	0	0	0
J9 Tennessee	8	2-2	0-0	0-0	1	2	0	1	0	0	4
J13 Kentucky	21	1-6	0-1	2-3	1	3	0	0	0	0	4
J16 @Miss. State	20	1-2	1-2	0-0	1	1	1	1	0	0	3
J20 LSU	11	1-2	0-1	3-5	1	3	0	1	0	0	5
J23 @Tennessee	10	1-5	0-1	0-0	3	2	0	0	0	0	2
J27 TCU	15	1-4	1-3	2-2	1	0	0	1	0	0	5
J30 @Kentucky	31	7-11	1-3	1-2	5	4	1	1	0	1	16
F3 @Auburn	20	3-3	1-1	2-2	1	3	0	2	0	0	9
F7 Georgia	15	5-6	1-1	1-1	2	4	0	2	0	0	12
F10 @Arkansas	12	1-6	0-4	1-2	1	2	1	2	0	0	3
F14 Miss. State	31	6-10	3-3	1-2	6	3	4	1	1	1	16
F17 Florida	29	4-7	3-6	2-2	3	2	1	1	0	0	13
F20 @LSU	32	3-9	1-6	0-0	2	5	2	1	0	0	7
F24 Texas A&M											
F27 Missouri											
M3 @Ole Miss											

**Toye's Overall Statistics at Vanderbilt**

Year	GP	GS	Min	Avg	FG	FGA	Pct	3FG	3FGA	Pct	FT	FTA	Pct	Off	Def	Tot	Avg	PF	FO	Ast	TO	Blk	Stl	Pts	Avg
2015-16	30	0	257	8.6	37	74	.500	9	21	.429	25	39	.641	7	30	37	1.2	28	0	10	13	2	6	108	3.6
2016-17	35	13	739	21.1	70	175	.400	31	78	.397	53	78	.679	21	71	92	2.6	70	2	38	44	5	14	224	6.4
2017-18	28	9	528	18.9	63	154	.409	18	67	.269	27	43	.628	16	44	60	2.1	61	3	24	38	9	7	171	6.1
<b>TOTAL</b>	<b>93</b>	<b>22</b>	<b>1524</b>	<b>16.4</b>	<b>170</b>	<b>403</b>	<b>.422</b>	<b>58</b>	<b>166</b>	<b>.349</b>	<b>105</b>	<b>160</b>	<b>.656</b>	<b>44</b>	<b>145</b>	<b>189</b>	<b>2.0</b>	<b>159</b>	<b>5</b>	<b>72</b>	<b>95</b>	<b>16</b>	<b>27</b>	<b>503</b>	<b>5.4</b>

**Toye's SEC Statistics at Vanderbilt**

Year	GP	GS	Min	Avg	FG	FGA	Pct	3FG	3FGA	Pct	FT	FTA	Pct	Off	Def	Tot	Avg	PF	FO	Ast	TO	Blk	Stl	Pts	Avg
2015-16	17	0	100	5.9	11	27	.407	2	9	.222	9	13	.692	2	11	13	0.8	9	0	3	8	1	3	33	1.9
2016-17	18	9	422	23.4	42	102	.412	19	46	.413	29	45	.644	10	41	51	2.8	45	2	22	25	2	8	132	7.3
2017-18	15	1	276	18.4	35	76	.461	11	32	.344	14	21	.667	8	23	31	2.1	41	2	11	15	1	2	95	6.3
<b>TOTAL</b>	<b>50</b>	<b>10</b>	<b>798</b>	<b>16.0</b>	<b>88</b>	<b>205</b>	<b>.429</b>	<b>32</b>	<b>87</b>	<b>.368</b>	<b>52</b>	<b>79</b>	<b>.658</b>	<b>20</b>	<b>75</b>	<b>95</b>	<b>1.9</b>	<b>95</b>	<b>4</b>	<b>36</b>	<b>48</b>	<b>4</b>	<b>13</b>	<b>260</b>	<b>5.2</b>



**PAYTON WILLIS**

1

Sophomore, Guard  
6'4" 182 lbs.  
Fayetteville, Ark.  
Fayetteville HS

**SEASON HIGHS**

- Points:** 15, vs. Miss. State (2/14/18)
- FG Made:** 5, vs. Miss. State (2/14/18)
- FG Atts:** 9, vs. Miss. State (2/14/18)
- 3FG Made:** 5, vs. Miss. State (2/14/18)
- 3FG Atts:** 9, vs. Miss. State (2/14/18)
- FT Made:** 5, vs. Radford (11/28/17)
- FT Atts:** 8, vs. Radford (11/28/17)
- Rebounds:** 6, 2x, last at Arkansas (2/10/18)
- Assists:** 4, 2x, last at Florida (12/30/17)
- Turnovers:** 3, 2x, last vs. Georgia (2/7/18)
- Blocks:** 1, 3x, last vs. Miss. State (2/14/18)
- Steals:** 2, 2x, last vs. Kentucky (1/13/18)
- Minutes:** 35, vs. LSU (1/20/18)

**CAREER HIGHS**

- Points:** 17, vs. Butler (11/24/16)
- FG Made:** 5, 2x, last vs. Miss. State (2/14/18)
- FG Atts:** 9, vs. Miss. State (2/14/18)
- 3FG Made:** 5, vs. Miss. State (2/14/18)
- 3FG Atts:** 9, vs. Miss. State (2/14/18)
- FT Made:** 5, vs. Butler (11/24/16)
- FT Atts:** 8, vs. Radford (11/28/17)
- Rebounds:** 6, 2x, last at Arkansas (2/10/18)
- Assists:** 8, vs. Santa Clara (11/25/16)
- Turnovers:** 5, vs. Minnesota (12/3/16)
- Blocks:** 1, 6x, last vs. Alcorn St. (12/22/17)
- Steals:** 2, 2x, last vs. Austin Peay (11/19/17)
- Minutes:** 35, vs. LSU (1/20/18)

**WILLIS NOTEBOOK**

- ✪ Tallied season-high 15 points and career-high 5 made 3's vs. Miss. State.
- ✪ Scored 13 points in win over Georgia; grabbed career-high six rebounds at Arkansas.
- ✪ Made 15 career starts; played career-high 35 minutes vs. LSU and grabbed a career-high six rebounds.
- ✪ Tied season high with three field goals made against Kentucky and Mississippi State.
- ✪ Tallied season-high 10 points at Florida; made season-high three threes.
- ✪ Played in all 35 games and started 12 in 2016-17. Averaged 5.2 points, 1.9 assists, and 1.8 rebounds per game.
- ✪ Tallied eight points in homecoming win at Arkansas; also scored eight points at Kentucky, and eight points in win over Florida at SEC Tournament.
- ✪ Scored in double figures five times in his freshman season.
- ✪ Posted a career-high five rebounds against Auburn.
- ✪ Scored 11 points in win at LSU. Was 4-7 from floor and 3-6 from three.
- ✪ Tallied 13 points and was 3-4 from floor vs. High Point.
- ✪ Scored career-high 17 points vs. Butler; made first career start vs. Santa Clara and dished out career-high eight assists vs. Broncos.
- ✪ Signed with the Commodores in the fall of 2015.
- ✪ Third ever Commodore from the state of Arkansas and first since Ralph Childs played for Vanderbilt in the 1955-56 season.
- ✪ Attended Fayetteville High School in Fayetteville, Arkansas, averaged 15.9 points, 3.6 rebounds, 3.5 assists, and 1.5 steals per game while also shooting 44.7% from three in his junior season and was honored as an all-conference and all-state selection as a sophomore and junior.
- ✪ Was ranked as the second-ranked player in the state of Arkansas, the 22nd-best point guard in the country by 247sports.com, and ranked as the 119th-best player in the nation by Rivals.com.

**WILLIS GAME-BY-GAME (SOPHOMORE)**

Opponent	M	FG-A	3P-A	FT-A	Reb	PF	A	T	B	S	PTS
N10 Austin Peay	13	2-4	2-4	2-3	0	0	1	0	0	2	8
N13 @Belmont	15	1-2	1-2	0-1	3	2	0	3	1	0	3
N17 UNC Asheville	2	0-0	0-0	0-0	0	0	0	1	0	0	0
N19 USC	1	0-0	0-0	0-0	0	0	0	0	0	0	0
N23 vs. Virginia	12	0-2	0-0	0-0	1	1	1	1	0	0	0
N24 vs. Seton Hall	DNP										
N28 Radford	28	0-4	0-2	5-8	2	1	4	1	0	0	5
D3 Kansas State	17	1-5	1-4	1-2	1	2	0	1	0	0	4
D6 Middle Tennessee	17	3-6	2-5	1-2	5	1	0	0	0	0	9
D17 @Arizona State	11	1-2	0-0	1-1	0	2	0	1	0	0	3
D20 Houston Baptist	14	1-3	1-2	2-2	1	1	2	1	0	1	5
D22 Alcorn State	16	2-3	2-3	0-0	2	1	1	1	1	1	6
D30 @Florida	28	3-6	3-4	1-2	2	4	4	0	0	0	10
J2 Alabama	10	0-3	0-3	0-0	1	1	1	0	0	0	0
J6 @South Carolina	16	2-6	0-3	0-0	3	2	1	1	0	1	4
J9 Tennessee	20	2-6	2-5	0-0	0	1	3	0	0	1	6
J13 Kentucky	22	3-7	2-6	0-0	3	3	3	1	0	2	8
J16 @Miss. State*	26	3-8	2-6	0-0	0	0	0	0	0	1	8
J20 LSU*	35	1-6	1-4	3-6	6	1	1	3	0	0	6
J23 @Tennessee*	23	1-7	1-5	0-0	2	0	3	2	0	1	3
J27 TCU	18	2-3	2-3	0-0	1	2	2	1	0	0	6
J30 @Kentucky	19	3-7	2-5	0-0	4	0	1	2	0	0	8
F3 @Auburn	13	0-2	0-1	0-0	0	2	1	0	0	0	0
F7 Georgia	23	4-8	3-7	2-2	5	1	0	3	0	0	13
F10 @Arkansas	23	0-6	0-4	2-2	6	0	0	1	0	1	2
F14 Miss. State	29	5-9	5-9	0-0	2	2	2	0	1	1	15
F17 Florida	20	0-3	0-3	0-0	4	0	1	1	0	0	0
F20 @LSU	25	1-6	1-6	2-2	1	3	3	0	0	0	5
F24 Texas A&M											
F27 Missouri											
M3 @Ole Miss											

Willis' Overall Statistics at Vanderbilt

Year	GP	GS	Min	Avg	FG	FGA	Pct	3FG	3FGA	Pct	FT	FTA	Pct	Off	Def	Tot	Avg	PF	FO	Ast	TO	Blk	Stl	Pts	Avg
2016-17	35	12	614	17.5	62	142	.437	25	80	.313	32	51	.627	12	51	63	1.8	35	0	65	56	6	16	181	5.2
2017-18	27	3	496	18.4	41	124	.331	33	98	.337	22	33	.667	10	45	55	2.0	33	0	35	25	3	12	137	5.1
<b>TOTAL</b>	<b>62</b>	<b>15</b>	<b>1110</b>	<b>17.9</b>	<b>103</b>	<b>266</b>	<b>.387</b>	<b>58</b>	<b>178</b>	<b>.326</b>	<b>54</b>	<b>84</b>	<b>.643</b>	<b>22</b>	<b>96</b>	<b>118</b>	<b>1.9</b>	<b>68</b>	<b>0</b>	<b>100</b>	<b>81</b>	<b>9</b>	<b>28</b>	<b>318</b>	<b>5.1</b>

Willis' SEC Statistics at Vanderbilt

Year	GP	GS	Min	Avg	FG	FGA	Pct	3FG	3FGA	Pct	FT	FTA	Pct	Off	Def	Tot	Avg	PF	FO	Ast	TO	Blk	Stl	Pts	Avg
2016-17	18	5	279	15.5	27	69	.391	12	40	.300	10	19	.526	1	23	24	1.3	20	0	26	25	3	10	76	4.2
2017-18	15	3	332	22.1	28	90	.311	22	71	.310	10	14	.714	6	33	39	2.6	20	0	24	14	1	8	88	5.9
<b>TOTAL</b>	<b>33</b>	<b>8</b>	<b>611</b>	<b>18.5</b>	<b>55</b>	<b>159</b>	<b>.346</b>	<b>34</b>	<b>111</b>	<b>.306</b>	<b>20</b>	<b>33</b>	<b>.606</b>	<b>7</b>	<b>56</b>	<b>63</b>	<b>1.9</b>	<b>40</b>	<b>0</b>	<b>50</b>	<b>39</b>	<b>4</b>	<b>18</b>	<b>164</b>	<b>5.0</b>



VANDERBILT COMBINED OVERALL STATISTICS



2017-18 Vanderbilt Basketball  
 Vanderbilt Combined Team Statistics (as of Feb 21, 2018)  
 All games



RECORD:	OVERALL	HOME	AWAY	NEUTRAL
ALL GAMES	11-17	11-5	0-10	0-2
CONFERENCE	5-10	5-2	0-8	0-0
NON-CONFERENCE	6-7	6-3	0-2	0-2

#	Player	gp-gs	min	avg	Total			3-Point		F-Throw		Rebounds				pf	dq	a	to	blk	stl	pts	avg
					fg-fga	fg%	3fg-fga	3fg%	ft-fa	ft%	off	def	tot	avg									
11	ROBERSON, Jeff	28-27	948	33.9	138-281	.491	53-132	.402	138-162	.852	53	147	200	7.1	77	1	41	43	10	19	467	16.7	
13	LACHANCE, Riley	28-27	872	31.1	134-285	.470	64-157	.408	50-62	.806	10	77	87	3.1	52	2	91	36	0	13	382	13.6	
05	FISHER-DAVIS, M.	16-9	443	27.7	61-162	.377	35-105	.333	34-39	.872	18	63	81	5.1	40	0	21	19	9	19	191	11.9	
00	LEE, Saben	28-25	729	26.0	93-210	.443	20-66	.303	79-106	.745	19	54	73	2.6	67	2	81	59	5	34	285	10.2	
02	TOYE, Joe	28-9	528	18.9	63-154	.409	18-67	.269	27-43	.628	16	44	60	2.1	61	3	24	38	9	7	171	6.1	
01	WILLIS, Payton	27-3	496	18.4	41-124	.331	33-98	.337	22-33	.667	10	45	55	2.0	33	0	35	25	3	12	137	5.1	
15	BROWN, Clevon	28-3	451	16.1	41-94	.436	7-38	.184	12-26	.462	36	48	84	3.0	55	3	5	24	30	7	101	3.6	
12	BAPTISTE, Djery	26-10	420	16.2	29-64	.453	0-0	.000	30-41	.732	33	66	99	3.8	68	4	4	21	25	7	88	3.4	
10	EVANS, Maxwell	25-12	313	12.5	25-78	.321	11-44	.250	22-27	.815	13	31	44	1.8	27	0	11	19	0	8	83	3.3	
50	OBINNA, Ejike	21-12	195	9.3	23-37	.622	0-0	.000	15-29	.517	12	34	46	2.2	44	1	0	12	2	1	61	2.9	
03	AUSTIN, JR., Larry	21-3	249	11.9	22-52	.423	1-4	.250	13-23	.565	10	23	33	1.6	26	0	24	13	1	4	58	2.8	
14	RICE, Isaiah	2-0	6	3.0	0-2	.000	0-2	.000	1-2	.500	0	0	0	0.0	1	0	0	2	0	0	1	0.5	
Team											48	39	87		2		20						
Total.....		28	5650		670-1543	.434	242-713	.339	443-593	.747	278	671	949	33.9	553	16	337	331	94	131	2025	72.3	
Opponents.....		28	5650		730-1585	.461	182-493	.369	416-575	.723	259	675	934	33.4	517	-	335	280	112	138	2058	73.5	

TEAM STATISTICS	VU	OPP	Date	Opponent	Score	Att.
SCORING	2025	2058	11/10/17	AUSTIN PEAY	W 73-54	8609
Points per game	72.3	73.5	11/13/17	at Belmont	L 60-69	5266
Scoring margin	-1.2	-	11/17/17	UNC ASHEVILLE	W 79-76	8048
FIELD GOALS-ATT	670-1543	730-1585	11/19/17	USC	Lot 89-93	8284
Field goal pct	.434	.461	11/23/17	vs Virginia	L 42-68	1874
3 POINT FG-ATT	242-713	182-493	11/24/17	vs Seton Hall	L 59-72	3952
3-point FG pct	.339	.369	11/28/17	RADFORD	W 74-62	8027
3-pt FG made per game	8.6	6.5	12/03/17	KANSAS STATE	L 79-84	8570
FREE THROWS-ATT	443-593	416-575	12/06/17	MIDDLE TENNESSEE	L 63-66	8739
Free throw pct	.747	.723	12/17/17	at Arizona State	L 64-76	10797
F-Throws made per game	15.8	14.9	12/20/17	HOUSTON BAPTIST	W 81-48	7909
REBOUNDS	949	934	12/22/17	ALCORN STATE	W 92-51	8125
Rebounds per game	33.9	33.4	* 12/30/17	at Florida	L 74-81	10274
Rebounding margin	+0.5	-	* 01/02/18	ALABAMA	W 76-75	9519
ASSISTS	337	335	* 01/06/18	at South Carolina	L 60-71	11391
Assists per game	12.0	12.0	* 01/09/18	TENNESSEE	L 84-92	11510
TURNOVERS	331	280	* 01/13/18	KENTUCKY	L 67-74	13389
Turnovers per game	11.8	10.0	* 01/16/18	at Mississippi State	L 62-80	6633
Turnover margin	-1.8	-	* 01/20/18	LSU	W 77-71	8760
Assist/turnover ratio	1.0	1.2	* 01/23/18	at Tennessee	L 62-67	14127
STEALS	131	138	01/27/18	TCU	W 81-78	9755
Steals per game	4.7	4.9	* 01/30/18	at Kentucky	Lot 81-83	21143
BLOCKS	94	112	* 02/03/18	at Auburn	L 81-93	9121
Blocks per game	3.4	4.0	* 02/07/18	GEORGIA	W 81-66	8761
ATTENDANCE	146943	119178	* 02/10/18	at Arkansas	L 54-72	17083
Home games-Avg/Game	16-9184	10-11335	* 02/14/18	MISSISSIPPI STATE	W 81-80	8592
Neutral site-Avg/Game	-	2-2913	* 02/17/18	FLORIDA	W 71-68	10346
			* 02/20/18	at LSU	L 78-88	7517

Score by Periods	1st	2nd	OT	Totals
Vanderbilt	904	1102	19	2025
Opponents	923	1110	25	2058

\* - Conference game

VANDERBILT COMBINED SEC STATISTICS



2017-18 Vanderbilt Basketball  
Vanderbilt Combined Team Statistics (as of Feb 20, 2018)  
Conference games only



RECORD:	OVERALL	HOME	AWAY	NEUTRAL
ALL GAMES	5-10	5-2	0-8	0-0
CONFERENCE	5-10	5-2	0-8	0-0
NON-CONFERENCE	0-0	0-0	0-0	0-0

#	Player	gp-gs	min	avg	Total		3-Point		F-Throw		Rebounds				pf	dq	a	to	blk	stl	pts	avg
					fg-fga	fg%	3fg-fga	3fg%	ft-fa	ft%	off	def	tot	avg								
11	ROBERSON, Jeff	15-15	531	35.4	85-169	.503	30-79	.380	74-94	.787	23	75	98	6.5	42	0	27	22	5	7	274	18.3
13	LACHANCE, Riley	15-15	483	32.2	77-163	.472	34-90	.378	30-40	.750	4	45	49	3.3	34	1	57	27	0	8	218	14.5
05	FISHER-DAVIS, M.	5-2	134	26.8	20-49	.408	10-26	.385	9-9	1.000	8	13	21	4.2	9	0	4	4	5	2	59	11.8
00	LEE, Saben	15-15	423	28.2	57-118	.483	15-39	.385	40-51	.784	9	34	43	2.9	44	2	34	36	1	19	169	11.3
02	TOYE, Joe	15-1	276	18.4	35-76	.461	11-32	.344	14-21	.667	8	23	31	2.1	41	2	11	15	1	2	95	6.3
01	WILLIS, Payton	15-3	332	22.1	28-90	.311	22-71	.310	10-14	.714	6	33	39	2.6	20	0	24	14	1	8	88	5.9
15	BROWN, Clevon	15-2	282	18.8	22-50	.440	5-20	.250	7-15	.467	21	32	53	3.5	33	2	3	18	18	3	56	3.7
10	EVANS, Maxwell	14-10	202	14.4	10-39	.256	6-24	.250	20-24	.833	11	21	32	2.3	18	0	4	13	0	5	46	3.3
50	OBINNA, Ejike	11-7	94	8.5	15-26	.577	0-0	.000	5-11	.455	5	12	17	1.5	21	1	0	6	1	1	35	3.2
12	BAPTISTE, Djery	14-5	197	14.1	9-24	.375	0-0	.000	13-18	.722	12	31	43	3.1	34	2	1	7	14	4	31	2.2
03	AUSTIN, JR., Larry	10-0	71	7.1	7-14	.500	0-0	.000	4-4	1.000	4	7	11	1.1	6	0	8	5	1	2	18	1.8
Team											26	18	44		1		5					
Total.....		15	3025		365-818	.446	133-381	.349	226-301	.751	137	344	481	32.1	303	10	173	172	47	61	1089	72.6
Opponents.....		15	3025		402-829	.485	104-240	.433	253-351	.721	132	360	492	32.8	266	-	193	136	75	85	1161	77.4

TEAM STATISTICS	VU	OPP	Date	Opponent	Score	Att.
SCORING	1089	1161	* 12/30/17	at Florida	L 74-81	10274
Points per game	72.6	77.4	* 01/02/18	ALABAMA	w 76-75	9519
Scoring margin	-4.8	-	* 01/06/18	at South Carolina	L 60-71	11391
FIELD GOALS-ATT	365-818	402-829	* 01/09/18	TENNESSEE	L 84-92	11510
Field goal pct	.446	.485	* 01/13/18	KENTUCKY	L 67-74	13389
3 POINT FG-ATT	133-381	104-240	* 01/16/18	at Mississippi State	L 62-80	6633
3-point FG pct	.349	.433	* 01/20/18	LSU	w 77-71	8760
3-pt FG made per game	8.9	6.9	* 01/23/18	at Tennessee	L 62-67	14127
FREE THROWS-ATT	226-301	253-351	* 01/30/18	at Kentucky	Lot 81-83	21143
Free throw pct	.751	.721	* 02/03/18	at Auburn	L 81-93	9121
F-Throws made per game	15.1	16.9	* 02/07/18	GEORGIA	w 81-66	8761
REBOUNDS	481	492	* 02/10/18	at Arkansas	L 54-72	17083
Rebounds per game	32.1	32.8	* 02/14/18	MISSISSIPPI STATE	w 81-80	8592
Rebounding margin	-0.7	-	* 02/17/18	FLORIDA	w 71-68	10346
ASSISTS	173	193	* 02/20/18	at LSU	L 78-88	7517
Assists per game	11.5	12.9				
TURNOVERS	172	136				
Turnovers per game	11.5	9.1				
Turnover margin	-2.4	-				
Assist/turnover ratio	1.0	1.4				
STEALS	61	85				
Steals per game	4.1	5.7				
BLOCKS	47	75				
Blocks per game	3.1	5.0				
ATTENDANCE	70877	97289				
Home games-Avg/Game	7-10125	8-12161				
Neutral site-Avg/Game	-	0-0				

Score by Periods	1st	2nd	OT	Totals
Vanderbilt	462	617	10	1089
Opponents	502	647	12	1161



# VANDERBILT INDIVIDUAL GAME HIGHS

# OPPONENT INDIVIDUAL GAME HIGHS

Points	31	FISHER-DAVIS, M. vs USC (11/19/17)
	30	ROBERSON, Jeff at Auburn (02/03/18)
	27	LACHANCE, Riley vs Radford (11/28/17)
	26	ROBERSON, Jeff vs Florida (02/17/18)
	26	LACHANCE, Riley vs LSU (01/20/18)
Field Goals Made	10	ROBERSON, Jeff at Auburn (02/03/18)
	9	LACHANCE, Riley vs TCU (01/27/18)
	9	LACHANCE, Riley at Tennessee (01/23/18)
	9	LEE, Saben at Arizona State (12/17/17)
	9	FISHER-DAVIS, M. vs USC (11/19/17)
Field Goal Att.	18	TOYE, Joe at Arizona State (12/17/17)
	18	FISHER-DAVIS, M. vs USC (11/19/17)
FG Pct (min 5 made)	.833 (5-6)	TOYE, Joe vs Georgia (02/07/18)
	.833 (5-6)	BAPTISTE, Djery vs UNC Asheville (11/17/17)
3-Point FG Made	6	FISHER-DAVIS, M. vs USC (11/19/17)
	5	WILLIS, Payton vs Mississippi State (02/14/18)
	5	ROBERSON, Jeff at Auburn (02/03/18)
	5	ROBERSON, Jeff vs Alcorn State (12/22/17)
	5	FISHER-DAVIS, M. vs Houston Baptist (12/20/17)
	5	FISHER-DAVIS, M. vs Middle Tennessee (12/06/17)
3-Point FG Att.	13	FISHER-DAVIS, M. vs USC (11/19/17)
	11	TOYE, Joe at Arizona State (12/17/17)
3-Plt FG Pct (min 2 made)	1.000 (4-4)	ROBERSON, Jeff vs Kansas State (12/03/17)
	1.000 (3-3)	TOYE, Joe vs Mississippi State (02/14/18)
	1.000 (2-2)	EVANS, Maxwell vs Florida (02/17/18)
	1.000 (2-2)	EVANS, Maxwell at Auburn (02/03/18)
	1.000 (2-2)	ROBERSON, Jeff vs Alabama (01/02/18)
Free Throws Made	12	ROBERSON, Jeff vs Florida (02/17/18)
	12	LEE, Saben vs Kansas State (12/03/17)
Free Throw Att.	17	LEE, Saben vs Kansas State (12/03/17)
	12	ROBERSON, Jeff vs Florida (02/17/18)
	12	ROBERSON, Jeff vs Mississippi State (02/14/18)
FT Pct (min 3 made)	1.000 (12-12)	ROBERSON, Jeff vs Florida (02/17/18)
	1.000 (10-10)	LACHANCE, Riley vs Radford (11/28/17)
	1.000 (8-8)	ROBERSON, Jeff vs Houston Baptist (12/20/17)
	1.000 (8-8)	ROBERSON, Jeff vs Middle Tennessee (12/06/17)
	1.000 (8-8)	ROBERSON, Jeff vs Seton Hall (11/24/17)
	1.000 (8-8)	ROBERSON, Jeff vs UNC Asheville (11/17/17)
	1.000 (6-6)	LEE, Saben vs Georgia (02/07/18)
	1.000 (6-6)	LACHANCE, Riley vs LSU (01/20/18)
	1.000 (6-6)	ROBERSON, Jeff vs Kentucky (01/13/18)
	1.000 (6-6)	ROBERSON, Jeff at Belmont (11/13/17)
	1.000 (6-6)	FISHER-DAVIS, M. at Belmont (11/13/17)
	1.000 (5-5)	ROBERSON, Jeff at Auburn (02/03/18)
	1.000 (5-5)	FISHER-DAVIS, M. vs Kentucky (01/13/18)
	1.000 (5-5)	LEE, Saben at Florida (12/30/17)
	1.000 (5-5)	ROBERSON, Jeff at Arizona State (12/17/17)
	1.000 (5-5)	FISHER-DAVIS, M. vs UNC Asheville (11/17/17)
	1.000 (4-4)	ROBERSON, Jeff vs Georgia (02/07/18)
	1.000 (4-4)	LEE, Saben vs Alcorn State (12/22/17)
	1.000 (4-4)	ROBERSON, Jeff vs Virginia (11/23/17)
	1.000 (3-3)	LACHANCE, Riley vs Georgia (02/07/18)
	1.000 (3-3)	LACHANCE, Riley at Tennessee (01/23/18)
	1.000 (3-3)	LACHANCE, Riley at Florida (12/30/17)
	1.000 (3-3)	LACHANCE, Riley vs Middle Tennessee (12/06/17)
	1.000 (3-3)	OBINNA, Ejike vs Virginia (11/23/17)
Rebounds	13	ROBERSON, Jeff vs Seton Hall (11/24/17)
	12	ROBERSON, Jeff vs UNC Asheville (11/17/17)
	12	ROBERSON, Jeff at Belmont (11/13/17)
Assists	8	LACHANCE, Riley vs Mississippi State (02/14/18)
	7	LEE, Saben vs Austin Peay (11/10/17)
Steals	4	FISHER-DAVIS, M. vs Alcorn State (12/22/17)
	4	LEE, Saben at Arizona State (12/17/17)
Blocked Shots	4	FISHER-DAVIS, M. at South Carolina (01/06/18)
	3	BAPTISTE, Djery vs LSU (01/20/18)
	3	BAPTISTE, Djery vs Alabama (01/02/18)
	3	BROWN, Clevon vs Houston Baptist (12/20/17)
	3	BAPTISTE, Djery vs Middle Tennessee (12/06/17)
	3	BROWN, Clevon vs Austin Peay (11/10/17)
Turnovers	4	LEE, Saben at Auburn (02/03/18)
	4	BROWN, Clevon at Auburn (02/03/18)
	4	ROBERSON, Jeff vs LSU (01/20/18)
	4	EVANS, Maxwell at South Carolina (01/06/18)
	4	LEE, Saben at Belmont (11/13/17)
	4	ROBERSON, Jeff vs Austin Peay (11/10/17)
Fouls	5	OBINNA, Ejike vs Georgia (02/07/18)
	5	BROWN, Clevon at Tennessee (01/23/18)
	5	BAPTISTE, Djery vs Tennessee (01/09/18)
	5	BROWN, Clevon vs Tennessee (01/09/18)
	5	LEE, Saben vs Tennessee (01/09/18)
	5	LEE, Saben at South Carolina (01/06/18)
	5	LACHANCE, Riley at South Carolina (01/06/18)
	5	BAPTISTE, Djery at South Carolina (01/06/18)
	5	TOYE, Joe at Florida (12/30/17)
	5	BROWN, Clevon vs Houston Baptist (12/20/17)
	5	LACHANCE, Riley vs Kansas State (12/03/17)
	5	BAPTISTE, Djery vs Kansas State (12/03/17)
	5	ROBERSON, Jeff vs Radford (11/28/17)
	5	BAPTISTE, Djery vs Seton Hall (11/24/17)
	5	TOYE, Joe at Belmont (11/13/17)
Minutes	43	ROBERSON, Jeff at Kentucky (01/30/18)
	42	ROBERSON, Jeff vs USC (11/19/17)
	41	LACHANCE, Riley vs USC (11/19/17)
	40	ROBERSON, Jeff at Auburn (02/03/18)
	39	ROBERSON, Jeff vs Florida (02/17/18)

Points	37	Williams, Grant vs Tennessee (01/09/18)
	35	McLaughlin, Jordan vs USC (11/19/17)
	31	REATH, Duop vs LSU (01/20/18)
	30	Gigeous-Alexander at Kentucky (01/30/18)
	27	SILVA, Chris at South Carolina (01/06/18)
	27	RODRIGUEZ, Desi vs Seton Hall (11/24/17)
Field Goals Made	13	REATH, Duop vs LSU (01/20/18)
	12	Gigeous-Alexander at Kentucky (01/30/18)
	12	Williams, Grant vs Tennessee (01/09/18)
	12	RODRIGUEZ, Desi vs Seton Hall (11/24/17)
	12	McLaughlin, Jordan vs USC (11/19/17)
Field Goal Att.	22	Metu, Chimezie vs USC (11/19/17)
	21	RODRIGUEZ, Desi vs Seton Hall (11/24/17)
FG Pct (min 5 made)	1.000 (6-6)	Abdul Ado vs Mississippi State (02/14/18)
	1.000 (6-6)	Hall, Donta vs Alabama (01/02/18)
3-Point FG Made	5	Xavian Stapleton vs Mississippi State (02/14/18)
	5	BROWN, Bryce at Auburn (02/03/18)
	5	Bowden, Jordan at Tennessee (01/23/18)
	5	McLaughlin, Jordan vs USC (11/19/17)
3-Point FG Att.	11	McLaughlin, Jordan vs USC (11/19/17)
	9	Evans II, Shannon at Arizona State (12/17/17)
3-Plt FG Pct (min 2 made)	1.000 (5-5)	Xavian Stapleton vs Mississippi State (02/14/18)
	1.000 (2-2)	OKEKE, Chuma at Auburn (12/03/18)
	1.000 (2-2)	BRADFORD, Christian vs Radford (11/28/17)
Free Throws Made	13	Williams, Grant vs Tennessee (01/09/18)
	12	Williams, Grant at Tennessee (01/23/18)
Free Throw Att.	15	Williams, Grant vs Tennessee (01/09/18)
	14	Williams, Grant at Tennessee (01/23/18)
FT Pct (min 3 made)	1.000 (11-11)	Holder, Tra at Arizona State (12/17/17)
	1.000 (10-10)	Koulechov, Egor at Florida (12/30/17)
	1.000 (7-7)	Knox, Kevin vs Kentucky (01/13/18)
	1.000 (7-7)	Sexton, Collin vs Alabama (01/02/18)
	1.000 (6-6)	Turner, Lamonte vs Tennessee (01/09/18)
	1.000 (6-6)	Allen, KeVaughn at Florida (12/30/17)
	1.000 (6-6)	STOKES, Kamau vs Kansas State (12/03/17)
	1.000 (6-6)	McLaughlin, Jordan vs USC (11/19/17)
	1.000 (5-5)	Gigeous-Alexander at Kentucky (01/30/18)
	1.000 (5-5)	BROWN, Barry vs Kansas State (12/03/17)
	1.000 (4-4)	Stone, Keith vs Florida (02/17/18)
	1.000 (4-4)	Avery Patterson vs Alcorn State (12/22/17)
	1.000 (4-4)	Troyman Crosby vs Alcorn State (12/22/17)
	1.000 (4-4)	GATES, Jalon vs Houston Baptist (12/20/17)
	1.000 (4-4)	SNEED, Xavier vs Kansas State (12/03/17)
	1.000 (4-4)	Metu, Chimezie vs USC (11/19/17)
	1.000 (4-4)	VANNATTA, Kevin vs UNC Asheville (11/17/17)
	1.000 (3-3)	Bowden, Jordan vs Tennessee (01/09/18)
	1.000 (3-3)	TEAGUE, MacCio vs UNC Asheville (11/17/17)
Rebounds	14	Aric Holman at Mississippi State (01/16/18)
	13	REATH, Duop vs LSU (01/20/18)
	13	Mitchell, Mickey at Arizona State (12/17/17)
Assists	14	HARPER, Jared at Auburn (02/03/18)
	9	ROBINSON, Alex vs TCU (01/27/18)
Steals	4	Key, Braxton vs Alabama (01/02/18)
	4	THOMAS, Ahmad vs UNC Asheville (11/17/17)
Blocked Shots	7	GAFFORD DANIEL at Arkansas (02/10/18)
	4	Hayes, Kevarius at Florida (12/30/17)
	4	SANOGO, Ismael vs Seton Hall (11/24/17)
	4	WILKINS, Isaiah vs Virginia (11/23/17)
Turnovers	6	BEATTY, David at South Carolina (01/06/18)
	6	WNUK, Alec vs UNC Asheville (11/17/17)
Fouls	5	HALL DARIOUS at Arkansas (02/10/18)
	5	Schofield, Admiral at Tennessee (01/23/18)
	5	WATERS, Tremont vs LSU (01/20/18)
	5	Daniel, James vs Tennessee (01/09/18)
	5	White, Romello at Arizona State (12/17/17)
	5	WADE, Dean vs Kansas State (12/03/17)
	5	HOLLAND, Devonnte vs Radford (11/28/17)
	5	Boatwright, Bennie vs USC (11/19/17)
	5	VANNATTA, Kevin vs UNC Asheville (11/17/17)
	5	UGBA, Averyl vs Austin Peay (11/10/17)





## VANDERBILT GAME HIGHS

POINTS	92	ALCORN STATE (12/22/17)
	89	USC (11/19/17)
	84	TENNESSEE (01/09/18)
	81	MISSISSIPPI STATE (02/14/18)
	81	GEORGIA (02/07/18)
	81	at Auburn (02/03/18)
	81	at Kentucky (01/30/18)
	81	TCU (01/27/18)
	81	HOUSTON BAPTIST (12/20/17)
FIELD GOALS MADE	31	ALCORN STATE (12/22/17)
	31	TCU (01/27/18)
FIELD GOAL ATTEMPTS	68	at Arizona State (12/17/17)
	64	at LSU (02/20/18)
FIELD GOAL PERCENTAGE	.561 (27-49)	GEORGIA (02/07/18)
	.533 (32-60)	ALCORN STATE (12/22/17)
3 PT FIELD GOALS MADE	17	ALCORN STATE (12/22/17)
	14	at LSU (02/20/18)
	14	MISSISSIPPI STATE (02/14/18)
3 PT FG ATTEMPTS	39	at LSU (02/20/18)
	35	ALCORN STATE (12/22/17)
3 PT FG PERCENTAGE	.526 (10-19)	at Auburn (02/03/18)
	.519 (14-27)	MISSISSIPPI STATE (02/14/18)
FREE THROWS MADE	23	at Arkansas (02/10/18)
	23	KANSAS STATE (12/03/17)
	23	RADFORD (11/28/17)
FREE THROW ATTEMPTS	33	KANSAS STATE (12/03/17)
	31	RADFORD (11/28/17)
	31	at Belmont (11/13/17)
FREE THROW PERCENTAGE	1.000 (16-16)	GEORGIA (02/07/18)
	.917 (22-24)	FLORIDA (02/17/18)
REBOUNDS	45	HOUSTON BAPTIST (12/20/17)
	39	ALCORN STATE (12/22/17)
	39	vs Seton Hall (11/24/17)
	39	at Belmont (11/13/17)
	39	AUSTIN PEAY (11/10/17)
ASSISTS	23	ALCORN STATE (12/22/17)
	20	HOUSTON BAPTIST (12/20/17)
STEALS	12	ALCORN STATE (12/22/17)
	8	AUSTIN PEAY (11/10/17)
BLOCKED SHOTS	8	HOUSTON BAPTIST (12/20/17)
	6	AUSTIN PEAY (11/10/17)
TURNOVERS	19	at South Carolina (01/06/18)
	16	at Auburn (02/03/18)
	16	vs Seton Hall (11/24/17)
	16	USC (11/19/17)
FOULS	31	at South Carolina (01/06/18)
	26	at Belmont (11/13/17)

## OPPONENT GAME HIGHS

POINTS	93	at Auburn (02/03/18)
	93	USC (11/19/17)
	92	TENNESSEE (01/09/18)
	88	at LSU (02/20/18)
	84	KANSAS STATE (12/03/17)
FIELD GOALS MADE	35	TCU (01/27/18)
	33	USC (11/19/17)
FIELD GOAL ATTEMPTS	67	USC (11/19/17)
	64	at Kentucky (01/30/18)
	64	at Mississippi State (01/16/18)
	64	UNC ASHEVILLE (11/17/17)
FIELD GOAL PERCENTAGE	.625 (30-48)	at LSU (02/20/18)
	.585 (31-53)	MISSISSIPPI STATE (02/14/18)
3 PT FIELD GOALS MADE	17	at Auburn (02/03/18)
	12	USC (11/19/17)
3 PT FG ATTEMPTS	27	at Belmont (11/13/17)
	26	at Auburn (02/03/18)
	26	USC (11/19/17)
3 PT FG PERCENTAGE	.654 (17-26)	at Auburn (02/03/18)
	.588 (10-17)	MISSISSIPPI STATE (02/14/18)
FREE THROWS MADE	27	at Florida (12/30/17)
	25	KENTUCKY (01/13/18)
	25	TENNESSEE (01/09/18)
	25	at South Carolina (01/06/18)
FREE THROW ATTEMPTS	39	at South Carolina (01/06/18)
	37	KENTUCKY (01/13/18)
FREE THROW PERCENTAGE	.938 (15-16)	USC (11/19/17)
	.917 (22-24)	KANSAS STATE (12/03/17)
REBOUNDS	47	at Arizona State (12/17/17)
	43	at Arkansas (02/10/18)
ASSISTS	21	vs Virginia (11/23/17)
	20	at Mississippi State (01/16/18)
STEALS	10	ALABAMA (01/02/18)
	8	at Auburn (02/03/18)
	8	at Mississippi State (01/16/18)
	8	UNC ASHEVILLE (11/17/17)
BLOCKED SHOTS	10	at Florida (12/30/17)
	9	at Arkansas (02/10/18)
TURNOVERS	17	at Arizona State (12/17/17)
	17	AUSTIN PEAY (11/10/17)
FOULS	27	at Belmont (11/13/17)
	26	USC (11/19/17)

## VANDERBILT GAME LOWS

POINTS	42	vs Virginia (11/23/17)
	54	at Arkansas (02/10/18)
	59	vs Seton Hall (11/24/17)
	60	at Belmont (11/13/17)
	60	at South Carolina (01/06/18)
FIELD GOALS MADE	12	vs Virginia (11/23/17)
	14	at Arkansas (02/10/18)
FIELD GOAL ATTEMPTS	41	FLORIDA (02/17/18)
	48	at Belmont (11/13/17)
FIELD GOAL PERCENTAGE	.231 (12-52)	vs Virginia (11/23/17)
	.250 (14-56)	at Arkansas (02/10/18)
3 PT FIELD GOALS MADE	3	at Arkansas (02/10/18)
	4	at Belmont (11/13/17)
	4	vs Virginia (11/23/17)
	4	at Arizona State (12/17/17)
3 PT FG ATTEMPTS	4	at Mississippi State (01/16/18)
	18	vs Virginia (11/23/17)
	19	UNC ASHEVILLE (11/17/17)
	19	LSU (01/20/18)
	19	at Auburn (02/03/18)
3 PT FG PERCENTAGE	.115 (3-26)	at Arkansas (02/10/18)
	.129 (4-31)	at Arizona State (12/17/17)
FREE THROWS MADE	6	at Mississippi State (01/16/18)
	8	TCU (01/27/18)
FREE THROW ATTEMPTS	9	at Mississippi State (01/16/18)
	9	TCU (01/27/18)
FREE THROW PERCENTAGE	.632 (12-19)	AUSTIN PEAY (11/10/17)
	.647 (11-17)	MISSISSIPPI STATE (02/14/18)
REBOUNDS	21	TCU (01/27/18)
	26	TENNESSEE (01/09/18)
ASSISTS	4	at Arkansas (02/10/18)
	5	at Belmont (11/13/17)
STEALS	1	at Florida (12/30/17)
	1	FLORIDA (02/17/18)
BLOCKED SHOTS	0	USC (11/19/17)
	1	at Auburn (02/03/18)
TURNOVERS	7	ALCORN STATE (12/22/17)
	7	KENTUCKY (01/13/18)
	7	TCU (01/27/18)
FOULS	11	TCU (01/27/18)
	13	vs Virginia (11/23/17)
	13	MISSISSIPPI STATE (02/14/18)

## OPPONENT GAME LOWS

POINTS	48	HOUSTON BAPTIST (12/20/17)
	51	ALCORN STATE (12/22/17)
	54	AUSTIN PEAY (11/10/17)
	62	RADFORD (11/28/17)
	66	MIDDLE TENNESSEE (12/06/17)
	66	GEORGIA (02/07/18)
FIELD GOALS MADE	16	HOUSTON BAPTIST (12/20/17)
	17	ALCORN STATE (12/22/17)
FIELD GOAL ATTEMPTS	43	KENTUCKY (01/13/18)
	44	at Tennessee (01/23/18)
FIELD GOAL PERCENTAGE	.262 (16-61)	HOUSTON BAPTIST (12/20/17)
	.333 (17-51)	ALCORN STATE (12/22/17)
3 PT FIELD GOALS MADE	1	HOUSTON BAPTIST (12/20/17)
	2	GEORGIA (02/07/18)
3 PT FG ATTEMPTS	9	GEORGIA (02/07/18)
	10	KENTUCKY (01/13/18)
3 PT FG PERCENTAGE	.056 (1-18)	HOUSTON BAPTIST (12/20/17)
	.211 (4-19)	LSU (01/20/18)
FREE THROWS MADE	0	TCU (01/27/18)
	4	vs Virginia (11/23/17)
FREE THROW ATTEMPTS	0	TCU (01/27/18)
	6	vs Virginia (11/23/17)
FREE THROW PERCENTAGE	.000 (0-0)	TCU (01/27/18)
	.563 (9-16)	at Arkansas (02/10/18)
REBOUNDS	21	KANSAS STATE (12/03/17)
	23	MISSISSIPPI STATE (02/14/18)
ASSISTS	5	HOUSTON BAPTIST (12/20/17)
	7	at Arizona State (12/17/17)
	7	ALCORN STATE (12/22/17)
	7	at Florida (12/30/17)
	7	LSU (01/20/18)
	7	at Kentucky (01/30/18)
STEALS	1	RADFORD (11/28/17)
	1	ALCORN STATE (12/22/17)
BLOCKED SHOTS	0	ALCORN STATE (12/22/17)
	1	AUSTIN PEAY (11/10/17)
	1	at Belmont (11/13/17)
	1	RADFORD (11/28/17)
	1	MIDDLE TENNESSEE (12/06/17)
TURNOVERS	3	FLORIDA (02/17/18)
	4	at Mississippi State (01/16/18)
FOULS	10	TCU (01/27/18)
	11	at Mississippi State (01/16/18)



# TEAM GAME-BY-GAME COMPARISON

Opponent	1st	2nd	Score	Mar	Total FG	FG Pct	3-Pointers	3FG Pct	Free Throws	FT Pct	Rebounds	Assist	T/Over	Block	Steal	Fouls
AUSTIN PEAY	41/28	32/26	73-54	+19	26-58/22-54	.448/.407	9-25/3-13	.360/.231	12-19/7-12	.632/.583	39/31 +8	17/11	15/17	6/1	8/5	16/20
Belmont	27/32	33/37	60-69	(9)	17-48/22-54	.354/.407	4-23/6-27	.174/.222	22-31/19-26	.710/.731	39/33 +6	5/8	15/10	2/1	3/4	26/27
UNC ASHEVILLE	35/37	44/39	79-76	+3	25-53/27-64	.472/.422	7-19/9-20	.368/.450	22-29/13-15	.759/.867	32/36 (+4)	15/12	14/14	5/2	5/8	15/18
USC	34/35	46/45	89-93	(4)	29-57/33-67	.509/.493	11-23/12-26	.478/.462	20-28/15-16	.714/.938	38/28 +10	14/8	16/6	0/4	4/3	21/26
Virginia	17/43	25/25	42-68	(26)	12-52/27-60	.231/.450	4-18/10-21	.222/.476	14-19/4-6	.737/.667	36/42 (6)	7/21	9/7	2/8	4/3	13/17
Seton Hall	32/31	27/41	59-72	(13)	19-56/27-58	.339/.466	5-24/4-18	.208/.222	16-18/14-24	.889/.583	39/33 +6	7/10	16/9	2/5	2/4	24/16
RADFORD	36/33	38/29	74-62	+12	22-52/24-61	.423/.393	7-27/7-19	.259/.368	23-31/7-11	.742/.636	37/34 +3	10/10	8/9	3/1	6/1	16/25
KANSAS STATE	30/43	49/41	79-84	(5)	23-50/29-50	.460/.580	10-25/4-12	.400/.333	23-33/22-24	.697/.917	33/21 +12	12/12	14/7	5/3	4/6	25/24
MIDDLE TENNESSEE	32/28	31/38	63-66	(3)	20-54/24-56	.370/.429	8-27/3-14	.296/.214	15-19/15-23	.789/.652	33/39 (6)	11/13	9/9	5/1	3/3	19/18
Arizona State	29/30	35/46	64-76	(12)	23-68/25-57	.338/.439	4-31/5-23	.129/.217	14-19/21-28	.737/.750	37/47 (10)	10/7	15/17	2/5	7/4	23/20
HOUSTON BAPTIST	34/17	47/31	81-48	+33	26-58/16-61	.448/.262	12-30/11-18	.400/.056	17-23/15-26	.739/.577	45/38 +7	20/5	14/14	8/3	6/6	23/18
ALCORN STATE	52/24	40/27	92-51	+41	32-60/17-51	.533/.333	17-35/6-19	.486/.316	11-14/11-13	.786/.846	39/24 +15	23/7	7/13	5/0	12/1	18/12
Florida	20/40	54/41	74-81	(7)	26-62/23-54	.419/.426	12-31/8-19	.387/.421	10-14/27-30	.714/.900	36/36 -	14/7	9/5	3/10	1/4	24/15
ALABAMA	43/33	33/42	76-75	+1	23-54/26-52	.426/.500	10-25/4-11	.400/.364	20-26/19-22	.769/.864	33/31 +2	12/13	12/10	5/8	7/10	15/17
South Carolina	28/26	32/45	60-71	(11)	19-54/21-54	.352/.389	8-29/4-14	.276/.286	14-20/25-39	.700/.641	34/41 (7)	10/8	19/12	4/4	7/7	31/17
TENNESSEE	45/35	39/57	84-92	(8)	29-56/30-53	.518/.566	11-26/7-13	.423/.538	15-22/25-28	.682/.893	26/30 (4)	14/13	8/8	2/4	3/3	23/22
KENTUCKY	27/36	40/38	67-74	(7)	21-55/23-43	.382/.535	6-25/3-10	.240/.300	19-27/25-37	.704/.676	30/35 (5)	11/11	7/11	4/7	6/3	23/19
Mississippi State	25/37	37/43	62-80	(18)	26-53/31-64	.491/.484	4-20/8-20	.200/.400	6-9/10-15	.667/.667	29/37 (8)	14/20	10/4	3/5	2/8	15/11
LSU	34/28	43/43	77-71	+6	25-49/27-62	.510/.435	7-19/4-19	.368/.211	20-30/13-21	.667/.619	33/38 (5)	10/7	12/12	4/4	3/5	20/24
Tennessee	15/32	47/35	62-67	(5)	23-57/19-44	.404/.432	5-24/7-13	.208/.538	11-14/22-32	.786/.688	37/31 +6	9/15	9/9	3/3	3/3	24/16
TCU	43/40	38/38	81-78	+3	31-59/35-63	.525/.556	11-25/8-23	.440/.348	8-9/0-0	.889/.000	21/36 (15)	13/18	7/12	2/3	6/5	11/10
Kentucky	33/27	38/44	81-83	(2)	28-59/29-64	.475/.453	9-25/5-14	.360/.357	16-23/20-27	.696/.741	37/35 +2	14/7	15/9	3/4	3/6	23/22
Auburn	35/45	46/48	81-93	(12)	28-53/32-57	.528/.561	10-19/17-26	.526/.654	15-19/12-17	.789/.706	28/25 +3	14/18	16/12	1/4	6/8	18/18
GEORGIA	39/31	42/35	81-66	+15	27-49/26-60	.551/.433	11-24/2-9	.458/.222	16-16/12-19	1000/.632	29/28 +1	10/11	15/10	2/2	6/7	19/16
Arkansas	21/28	33/44	54-72	(18)	14-56/27-58	.250/.466	3-26/9-17	.115/.529	23-29/9-16	.793/.563	37/43 (6)	4/13	12/15	4/9	5/6	17/22
MISSISSIPPI STATE	40/31	41/49	81-80	+1	28-56/31-53	.500/.585	14-27/10-17	.519/.588	11-17/8-11	.647/.727	31/23 +8	16/18	10/10	5/5	5/4	13/14
FLORIDA	28/34	43/34	71-68	+3	20-41/27-63	.488/.429	9-22/7-19	.409/.368	22-24/7-11	.917/.636	32/30 +2	11/14	11/3	3/4	1/5	16/16
LSU	29/39	49/49	78-88	(10)	28-64/30-48	.438/.625	14-39/9-19	.359/.474	8-11/19-26	.727/.731	29/29 -	10/18	7/6	1/2	3/6	22/17

Note: Game totals are displayed in the format TEAM/OPPONENT for each category

## POINTS-REBOUNDS ASSISTS

Opponent	Date	Score	00		01		02		03		05		10		11	
			LEE.SABEN	WILLIS.PAY	TOYE.JOE	AUSTIN.JR.	FISHER.DAV	EVANS.MAXW	ROBERSON.J							
AUSTIN PEAY	11/10/17	73-54	w	6-0-7	8-0-1	9-3-1	2-3-2	DNP	5-2-0	13-10-3						
at Belmont	11/13/17	60-69	L	19-8-2	3-3-0	6-2-1	2-1-0	6-4-0	0-0-0	13-12-0						
UNC ASHEVILLE	11/17/17	79-76	w	8-1-5	0-0-0	2-0-0	2-1-2	17-4-1	0-0-2	17-12-0						
USC	11/19/17	89-93	L	2-1-1	0-0-0	2-1-1	13-4-6	31-11-1	0-0-0	10-6-1						
vs Virginia	11/23/17	42-68	L	0-1-0	0-1-1	2-2-1	5-5-0	11-3-1	5-4-2	6-3-1						
vs Seton Hall	11/24/17	59-72	L	8-1-4	DNP	6-3-0	0-1-2	4-8-0	2-2-0	20-13-0						
RADFORD	11/28/17	74-62	w	1-2-1	5-2-4	8-4-0	0-0-0	7-6-3	DNP	14-9-1						
KANSAS STATE	12/03/17	79-84	L	19-2-5	4-1-0	11-1-2	DNP	3-2-1	3-0-0	22-10-2						
MIDDLE TENNESSEE	12/06/17	63-66	L	5-0-3	9-5-0	0-2-1	DNP	17-7-0	DNP	13-4-0						
at Arizona State	12/17/17	64-76	L	24-5-6	3-0-0	14-2-1	6-1-0	2-8-3	0-1-0	7-7-0						
HOUSTON BAPTIST	12/20/17	81-48	w	3-4-5	5-1-2	7-3-2	1-4-2	19-5-3	14-0-1	17-10-0						
ALCORN STATE	12/22/17	92-51	w	10-2-4	6-2-1	4-5-3	5-2-2	15-2-4	5-3-1	21-4-4						
at Florida	12/30/17	74-81	L	13-3-3	10-2-4	0-1-0	0-1-0	17-4-1	0-2-0	18-7-1						
ALABAMA	01/02/18	76-75	w	23-1-2	0-1-1	1-1-0	DNP	11-5-0	9-1-1	17-5-2						
at South Carolina	01/06/18	60-71	L	17-2-2	4-3-1	0-2-0	0-0-0	12-5-2	5-4-0	9-9-3						
TENNESSEE	01/09/18	84-92	L	21-3-3	6-0-3	4-1-0	DNP	10-4-1	1-1-0	19-4-2						
KENTUCKY	01/13/18	67-74	L	12-3-3	8-3-3	4-1-0	DNP	9-3-0	0-1-0	20-7-1						
at Mississippi State	01/16/18	62-80	L	6-5-4	8-0-0	3-1-1	4-1-2	DNP	2-2-0	10-2-2						
LSU	01/20/18	77-71	w	12-5-5	6-6-1	5-1-0	2-1-0	DNP	DNP	20-6-1						
at Tennessee	01/23/18	62-67	L	0-2-0	3-2-3	2-3-0	2-3-3	DNP	0-1-0	21-6-2						
TCU	01/27/18	81-78	w	11-3-4	6-1-2	5-1-0	4-0-0	DNP	3-0-1	20-2-2						
at Kentucky	01/30/18	81-83	L	8-4-3	8-4-1	16-5-1	2-0-1	DNP	0-2-0	23-8-2						
at Auburn	02/03/18	81-93	L	10-2-2	0-0-1	9-1-0	0-1-0	DNP	13-4-1	30-10-4						
GEORGIA	02/07/18	81-66	w	19-2-4	13-5-0	12-2-0	DNP	DNP	0-2-0	11-7-2						
at Arkansas	02/10/18	54-72	L	8-3-0	2-6-0	3-1-1	8-3-1	DNP	8-9-1	8-3-1						
MISSISSIPPI STATE	02/14/18	81-80	w	4-0-0	15-2-2	16-6-4	0-1-0	DNP	0-0-0	22-11-2						
FLORIDA	02/17/18	71-68	w	1-6-2	0-4-1	13-3-1	DNP	DNP	8-0-0	26-7-2						
at LSU	02/20/18	78-88	L	15-2-1	5-1-3	7-2-2	0-1-0	DNP	0-3-1	20-6-0						

Opponent	Date	Score	12		13		14		15		50	
			BAPTISTE.D	LANCHANCER	RICE.ISAIA	BROWN.CLEV	OBINNA.EJI					
AUSTIN PEAY	11/10/17	73-54	w	2-4-1	13-3-2	DNP	13-5-0	2-6-0				
at Belmont	11/13/17	60-69	L	1-4-0	10-1-2	DNP	0-1-0	0-0-0				
UNC ASHEVILLE	11/17/17	79-76	w	13-8-1	17-2-4	DNP	2-0-0	1-1-0				
USC	11/19/17	89-93	L	9-7-0	19-2-4	DNP	1-1-0	2-2-0				
vs Virginia	11/23/17	42-68	L	5-6-0	0-1-0	DNP	3-2-1	5-7-0				
vs Seton Hall	11/24/17	59-72	L	2-2-0	6-2-1	DNP	2-0-0	9-5-0				
RADFORD	11/28/17	74-62	w	8-3-0	27-5-1	DNP	4-4-0	DNP				
KANSAS STATE	12/03/17	79-84	L	5-9-0	9-4-2	DNP	3-2-0	DNP				
MIDDLE TENNESSEE	12/06/17	63-66	L	4-6-1	9-5-5	DNP	6-4-1	0-0-0				
at Arizona State	12/17/17	64-76	L	DNP	3-3-0	DNP	5-2-0	DNP				
HOUSTON BAPTIST	12/20/17	81-48	w	2-4-0	11-4-5	0-0-0	0-2-0	2-3-0				
ALCORN STATE	12/22/17	92-51	w	2-2-0	16-1-4	1-0-0	2-3-0	5-5-0				
at Florida	12/30/17	74-81	L	0-2-0	11-4-3	DNP	5-6-0	DNP				
ALABAMA	01/02/18	76-75	w	2-7-0	10-2-5	DNP	3-5-1	DNP				
at South Carolina	01/06/18	60-71	L	10-5-0	3-1-2	DNP	0-2-0	DNP				
TENNESSEE	01/09/18	84-92	L	1-4-1	16-3-4	DNP	6-3-0	DNP				
KENTUCKY	01/13/18	67-74	L	2-4-0	6-2-4	DNP	5-4-0	1-1-0				
at Mississippi State	01/16/18	62-80	L	2-2-0	5-7-4	DNP	8-2-1	14-4-0				
LSU	01/20/18	77-71	w	1-5-0	26-6-3	DNP	3-2-0	2-0-0				
at Tennessee	01/23/18	62-67	L	4-5-0	25-4-0	DNP	5-5-1	0-1-0				
TCU	01/27/18	81-78	w	4-1-0	24-5-4	DNP	4-5-0	0-0-0				
at Kentucky	01/30/18	81-83	L	0-2-0	13-2-6	DNP	3-7-0	8-1-0				
at Auburn	02/03/18	81-93	L	1-0-0	13-4-6	DNP	5-3-0	0-1-0				
GEORGIA	02/07/18	81-66	w	0-2-0	19-1-4	DNP	3-3-0	4-3-0				
at Arkansas	02/10/18	54-72	L	4-2-0	8-3-0	DNP	3-2-0	2-2-0				
MISSISSIPPI STATE	02/14/18	81-80	w	4-2-0	16-3-8	DNP	2-3-0	2-0-0				
FLORIDA	02/17/18	71-68	w	0-1-0	21-4-5	DNP	0-4-0	2-1-0				
at LSU	02/20/18	78-88	L	DNP	26-3-3	DNP	5-2-0	0-3-0				