

2010-11 GAMENOTES

Vanderbilt Athletic Communications
2601 Jess Neely Drive
Nashville, TN 37212

Basketball SID: Andy Boggs

Phone: (615) 343-1847

Email: Andy.Boggs@Vanderbilt.edu

Website: VUCommodores.com



VANDERBILT
BASKETBALL

2010-11 BASKETBALL SCHEDULE

Date	Opponent	Site	Time
- November -			
3	Alabama-Huntsville#	Memorial Gym	W, 69-53
8	Southern Indiana#	Memorial Gym	W, 77-40
12	Presbyterian	Memorial Gym	W, 88-47
2010 Puerto Rico Tip Off			
18	Nebraska (ESPNU)	San Juan, P.R.	W, 59-49
19	West Virginia	San Juan, P.R.	L, 71-74
21	North Carolina	San Juan, P.R.	W, 72-65
24	Grambling State	Memorial Gym	W, 92-59
27	Appalachian State	Memorial Gym	W, 86-73
- December -			
1	Western Kentucky (CSS)	Memorial Gym	W, 82-62
4	Belmont (CSS)	Memorial Gym	W, 85-76
8	Missouri (ESPNU)	Columbia, Mo.	L, 82-85 (OT)
18	SE Louisiana	Memorial Gym	W, 85-52
21	MTSU (CSS)	Murfreesboro, Tenn.	W, 72-53
29	Marquette (ESPN2)	Memorial Gym	W, 77-76
- January -			
2	Davidson	Memorial Gym	W, 80-52
8	South Carolina* (ESPN2)	Columbia, S.C.	L, 75-83 (OT)
12	Georgia* (SEC Network)	Memorial Gym	W, 73-66
15	Tennessee* (ESPN)	Knoxville, Tenn.	L, 64-67
19	Ole Miss* (CSS)	Memorial Gym	W, 84-74
22	Saint Mary's	Memorial Gym	W, 89-70
27	Miss. State* (ESPN/ESPN2)	Starkville, Miss.	W, 81-74
29	Arkansas* (FSN)	Memorial Gym	5 p.m.
- February -			
1	Florida* (ESPN)	Gainesville, Fla.	8 p.m.
5	South Carolina* (SEC Network)	Memorial Gym	12:30 p.m.
10	Alabama* (ESPN/ESPN2)	Memorial Gym	8 p.m.
12	Kentucky* (CBS)	Memorial Gym	12 p.m.
16	Georgia* (ESPNU)	Athens, Ga.	6 p.m.
19	Auburn* (SEC Network)	Auburn, Ala.	3 p.m.
22	Tennessee* (ESPN)	Memorial Gym	8 p.m.
26	LSU* (SEC Network)	Baton Rouge, La.	12:30 p.m.
- March -			
1	Kentucky* (ESPN)	Lexington, Ky.	8 p.m.
5	Florida* (ESPN)	Memorial Gym	5 p.m.
10-13	SEC Tournament	Atlanta, Ga.	TBA

Notes: (#) Exhibition; CSS - Comcast/ Charter Sports Southeast; FSN - Fox Sports Net; Dates and times are subject to change. All times Central.

GAME AT A GLANCE

#19/22 Vanderbilt (15-4, 3-2) vs. Arkansas (13-6, 3-3)
Saturday * January 29, 2011 * 5 p.m. CT
Memorial Gym (14,316) - Nashville, Tenn.
FSN

Series Info: Arkansas owns a 15-9 overall series advantage against the Commodores, but Vanderbilt leads the series at Memorial Gym, 7-3.

Last Meeting: Vanderbilt defeated Arkansas, 89-72, in Fayetteville on February 27, 2010

Head Coaches: Kevin Stallings is in his 12th year at Vanderbilt (228-141) and his 18th overall (351-204). John Pelphrey is in his fourth year at Arkansas (64-52) and ninth year overall (144-119).

Radio: Vanderbilt Sports Network from IMG College (WRQQ - 97.1 FM); vucommodores.com

Play-by-Play: Joe Fisher (13th year) **Color:** Tim Thompson (10th year)
TV: FSN

Play-by-Play: Dave Neal **Color:** Barry Booker

#19/22 Vanderbilt Takes On Arkansas Saturday

The #19/22-ranked Vanderbilt Commodores return to Memorial Gym less than 48 hours after its 81-74 win over Mississippi State Thursday when they take on the Arkansas Razorbacks on Saturday afternoon. The game tips off at 5 p.m. CT, and can be heard on the Vanderbilt Sports Network from IMG College and vucommodores.com.

The game will be televised on FSN and ESPN3.com, with Dave Neal and Barry Booker on the call.

Vanderbilt-Mississippi State Tidbits

Jeffery Taylor scored a game-high 25 points to lead Vanderbilt to its first win in Starkville since 1993 with an 81-74 win over Mississippi State on Thursday. John Jenkins added 21 points, and Festus Ezeli scored 14 points in the victory.

- With the win, Vanderbilt moves to 73-44 in the overall series against Mississippi State, and narrowed the Bulldogs' lead in the series in Starkville to 31-22.

- Vanderbilt won in Starkville for the first time since 1993.

- Vanderbilt head coach Kevin Stallings got the first win of his career in Starkville. His overall record at the Humphrey Coliseum is now 1-5, and against the Bulldogs overall, he is now 7-8.

- The win was Vanderbilt's first SEC road victory of the season, and its second of 2010-11. The Commodores are now 2-3 on the road (win vs. MTSU, losses at Missouri, South Carolina, Tennessee).

- Three Commodore players scored in double-figures against Mississippi State, with Jeffery Taylor leading the way with 25 points. It was Taylor's third 20-point effort of the season and the seventh of his career. Taylor also added five

VANDERBILT

TODAY'S PROBABLE STARTERS

#	Name	Pos.	Ht.	Wt.	Cl.	PPG	RPG	A/B/S	Hometown
1	Brad Tinsley	G	6'3	210	Jr.	10.3	4.4	4.6a	Oregon City, Ore.
<i>Notched the first triple-double in Vanderbilt basketball history vs. Presbyterian; Leads SEC in assists; Scored 14 points vs. Ole Miss, and season-high 18 against St. Mary's.</i>									
3	Festus Ezeli	C	6'11	255	R-Jr.	12.7	6.1	2.3b	Benin City, Nigeria
<i>Tallied 14 pts at Miss. State; Scored 16 pts vs. Ole Miss - tied a career-high w/ 10 made free throws; Named SEC Player of the Week for Belmont and WKU in early December.</i>									
5	Lance Goulbourne	F	6'8	225	Jr.	8.8	8.2	1.5a	Brooklyn, N.Y.
<i>Reigning SEC Player of the Week; Leads SEC in rebounding in SEC games only (11.6); Had three consecutive games of double-digit rebounds, including 12 boards against Miss. State.</i>									
23	John Jenkins	G	6'4	215	So.	18.8	3.2	0.9a	Hendersonville, Tenn.
<i>Leads the SEC in scoring and threes made; 5th in the nation in threes made; Scored 20 or more points in 10 games this season, and has had five games with five or more threes made.</i>									
44	Jeffery Taylor	G	6'7	225	Jr.	15.3	5.2	2.4a	Norrkoping, Sweden
<i>Scored game-high 25 points at Mississippi State; Became 41st VU player to 1,000 points with 22-point effort vs. Davidson;</i>									

rebounds, three steals, two assists, and a block.

- Vanderbilt committed only nine turnovers against Mississippi State, which tied a season-low. The Commodores also committed nine against Davidson and Southeastern Louisiana.
- Both teams made 26 field goals, eight three-point field goals, and each pulled down 38 rebounds.
- Vanderbilt was 17-31 from the charity stripe on the night, with Mississippi State going 14-17. On the road in four games thus far, Vanderbilt has made more free throws than their opponents have attempted. In the five games, VU is 91-135 (.674), while opponents are 55-78 (.705).
- The Commodores held Mississippi State to only 29.7% from three; it is the fifth straight game Vanderbilt has held their opponent to 30% or less from beyond-the-arc.
- Mississippi State outshot Vanderbilt, 44.8% to 41.9% from the floor – the Commodores move to 2-2 on the season when an opponent shoots a better percentage from the floor.
- The Commodores won the opening tip against Mississippi State, and moves to 14-1 on the season when doing so.
- John Jenkins made a three-point basket at the 19:19 mark of the first half, which extended Vanderbilt's consecutive games streak with a three-pointer to 781 games.
- The game with Mississippi State marked the first time this year that the two teams made the same number of three-point baskets. The Commodores are now 1-1 when both teams have the same number of rebounds.

• Ties: 12; Lead changes: 16

• VU largest lead: 7 (2nd half, 0:06).

• Vanderbilt outscored the Bulldogs, 30-24 in the paint and 15-9 in points off of turnovers. Mississippi State outscored VU, 16-13 in second chance points and 15-4 in bench points. There were no fast-break points scored in the contest.

Player Notes

- Jeffery Taylor's 25 points was his second-best total of the season. He tallied a career-high 27 points in the season opener against Presbyterian.
- Taylor tied a career-high with three three-pointers made (Presbyterian).
- John Jenkins added 21 points, his 10th 20+-point of the season and the 12th of his career.
- Jenkins was 5-for-11 from the floor, and a perfect 9-for-9 from the charity stripe.
- Festus Ezeli scored in double-figures for the 13th time this season and 16th time of his career with 14 points. Ezeli was 5-for-5 from the floor.
- Lance Goulbourne missed his third consecutive double-double with nine points and 12 rebounds. His double-digit rebounding game against the Bulldogs was his third consecutive and fifth in his last six games. He is averaging 11.3 rebounds over the six-game span.
- Brad Tinsley, the SEC's leader in assists, dished out five assists, his 10th five assist game of the season and the 20th of his career.

Team Notes

About Arkansas

Arkansas enters the game with a 13-6 overall record, and a 3-3 mark in the SEC after defeating Auburn, 73-64, in Fayetteville on Tuesday.

Rotnei Clarke leads three Razorback players in double figures with 12.5 points per game. Delvon Johnson (10.7) and Marshawn Powell (10.4) each average double digit scoring, and Johnson leads the

team on the glass with 7.8 rebounds per game.

The Arkansas Series

Arkansas owns a 15-9 overall series advantage against the Commodores, but Vanderbilt leads the series at Memorial Gym, 7-3.

The Razorbacks lead the series, 8-2, in games played in Fayetteville, and 3-0 in neutral site games.

Stallings Versus Arkansas

Vanderbilt head coach Kevin Stallings has a record of 4-9 all-time against the Razorbacks as a head coach, and has a record of 3-2 against Arkansas at Memorial Gym.

Stallings In SEC Play

Entering his 12th season of SEC play at the helm of the Commodores, Kevin Stallings has an 87-94 record in SEC play. In 2009-10, Stallings posted his best SEC record as a coach with a 12-4 mark.

Stallings In Non-Conference Play

Kevin Stallings is 141-47 in non-conference games and an astounding 104-8 in home non-conference games.

Vanderbilt Vs. The SEC

Vanderbilt has a 631-627 record against teams that currently comprise the SEC.

Goulbourne Wins SEC POTW, Joins Three Other Starters Who Have Won Award

Junior forward Lance Goulbourne claimed the Commodore's fourth SEC Player of the Week award this season and the first of his career after his two double-doubles last week against Ole Miss and St. Mary's.

Goulbourne joins juniors Brad Tinsley and Festus Ezeli, and sophomore John Jenkins as SEC weekly award winners this season.

The 6'8 forward from Brooklyn, N.Y. averaged 14.5 points and 13.0 rebounds in wins over Ole Miss and 22nd-ranked St. Mary's (Calif.). Goulbourne, who leads the SEC in rebounding in SEC games only (11.5 per game), had 14 points and 16 rebounds against the Rebels and 15 points and 10 boards against the Gaels. The 16 rebounds against Ole Miss was a new career-high and tied the Stallings-era record in a single game. They are also the most in an SEC game this season. The two double-doubles are the first two of his career.

Goulbourne Boardwork Impressive

Goulbourne has double digit rebounds in five of his last six games, and with his 12-rebound performance against Mississippi State, he became the first player since Dan Langhi in 1998 (110) vs. Notre Dame, 11/21/1998; (10) vs. Morehead State, 11/24/1998; (17) vs. Ohio State, 11/28/1998) to have double-digit rebounds in three consecutive games.

3-Point D

In the latest national rankings, the Commodores come in at number six in three-point field goal percentage defense at 28.3%. Mississippi State shot 29.6% from beyond-the-arc on Thursday.

Free Throws

The Commodores lead the SEC in free throw attempts per game in all games (26.9), and in SEC games only (29.2).

RADIO NETWORK AFFILIATES

Fisher, Thompson Courtside to Call Action on Vanderbilt Radio Network From IMG College

Joe Fisher and Tim Thompson are back courtside this season, describing the action of every Commodore game to Vanderbilt followers throughout the Southeast.

Fisher, the Voice of the Commodores, will anchor Vanderbilt play-by-play for the 13th consecutive year.

A Nashville native, Fisher also handles the play-by-play broadcasting duties for Commodore football and a selected number of baseball games. He also serves as the Director of Broadcasting for Vanderbilt Student Athletics.

Prior to working for Vanderbilt, Fisher served as a television sports anchor in the Nashville market (1987-1996), with stints at WSMV-4 and WKRN-2. He also worked in the public relations field for two years.

Thompson, who is in his 10th year providing color commentary, played for Vanderbilt from 1975-79, receiving the Outstanding Leader and Civitan Sportsmanship Awards. He currently works with Nike College Sports Marketing.

Broadcast Engineer Bob Horner is in his 29th year courtside producing broadcasts of Commodore basketball. During his tenure, Horner has worked more than 750 games for Vanderbilt.

The broadcasts are produced by IMG College, the exclusive multi-media rightsholder for Vanderbilt. Jeff Miller is the general manager.

Radio Affiliates

WRQQ 97.1 FM	Nashville*
WSLV 1110-AM	Ardomore, Ala.
WQSV 7900-AM	Ashland City
WDOD 1310-AM	Chattanooga
WKFN 540-AM	Clarksville
WEKR 1240-AM	Fayetteville
WJJM 1490-AM	Lewisburg
WMSR 1320-AM	Manchester
KWAM 990-AM	Memphis
WCDD 1340-AM	Winchester

* Commodore Flagship Station

On the road in five games thus far, Vanderbilt has made more free throws than their opponents have attempted. In the five games, VU is 91-135 (.674), while opponents are 55-78 (.705).

Commodores Move Back Into Top 25

After falling out of the top 25 after their loss to South Carolina, Vanderbilt surged back into the rankings with their wins over Ole Miss and St. Mary's.

Vanderbilt jumped 15 spots from 34 to 19 in the AP poll, and 13 positions to number 22 in the ESPN/USA Today Poll.

It is the third time Vanderbilt has been ranked this season in the AP poll, and the second time in the ESPN/USA Today rankings.

Commodores Vs. Ranked Teams

Vanderbilt is now 3-1 against ranked teams in 2010-11 and 2-0 in games played at Memorial Gym. In the Stallings' era, Vanderbilt is 29-48 and 20-17 in games played at Memorial Gym.

SEC Preseason Poll

Vanderbilt was picked to finish fifth in the SEC East by a select group of 30 media members in a poll released by the league prior to the SEC Basketball Media Days in Birmingham.

The Commodores received 52 points in the poll to finish behind Florida (110), Kentucky (95), Georgia (72), and Tennessee (71). South Carolina was chosen sixth (20).

Mississippi State was chosen to win the SEC West with 118 votes, 34 votes better than Ole Miss (84).

Florida received eight votes from the league's media to win the SEC Championship.

2009-10 Results

Team	Poll	SEC	Overall
Eastern Division			
Florida (13)*	110	9-7	21-13
Kentucky (3)	95	14-2	35-3
Georgia (2)	72	5-11	14-17
Tennessee (2)	71	11-5	28-9
Vanderbilt	52	12-4	24-9
South Carolina	20	6-10	14-17
Western Division			
Miss. State (18)	118	9-7	13-4
Ole Miss (2)	84	9-7	24-11
Alabama	82	6-10	17-15
Arkansas	72	7-9	14-18
LSU	41	2-14	11-20
Auburn	23	6-10	15-17

*Picked as SEC Champion
First place votes in parenthesis

Media First Team

Brandon Knight, Kentucky
Travis Leslie, Georgia

Jeffery Taylor, Vanderbilt

Trey Thompkins, Georgia*
Chris Warren, Ole Miss

* Preseason Player of the Year

Media Second Team

Kenny Boynton, Florida
JaMychal Green, Alabama
Scotty Hopson, Tennessee
Chandler Parsons, Florida
Marshawn Powell, Arkansas

Coaches First Team

Dee Bost, Mississippi State
JaMychal Green, Alabama
Scotty Hopson, Tennessee
Travis Leslie, Georgia
Chandler Parsons, Florida
Marshawn Powell, Arkansas

Jeffery Taylor, Vanderbilt

Trey Thompkins, Georgia
Chris Warren, Ole Miss

Coaches Second Team

Kenny Boynton, Florida
Rotnei Clarke, Arkansas
John Jenkins, Vanderbilt
Ravern Johnson, Mississippi State
Brandon Knight, Kentucky
Darius Miller, Kentucky
Alex Tyus, Florida
Erving Walker, Florida

VU Wins Finishes Non-Conference

Unbeaten At Home

With the win over St. Mary's on Saturday, the Commodores finished a perfect 10-0 at home in non-conference play, and pushed its non-conference home win streak to 21 (last loss vs. UIC on 12/8/08).

VU has posted a 706-188 (.789) all-time record at the 59-year old facility. Memorial Gym is the oldest basketball building in use in the Southeastern Conference.

Comparing The Teams

2010-11 Statistics	Vanderbilt		Arkansas	
	Overall	SEC	Overall	SEC
Record	15-4	3-2	13-6	3-3
Scoring Offense	78.8	75.4	70.7	63.5
Scoring Defense	66.2	72.8	64.9	67.7
Scoring Margin	+12.6	+2.6	+5.8	-4.2
FG%	.462	.422	.436	.416
FG% Defense	.388	.396	.394	.420
3FG%	.376	.340	.330	.234
3FG% Defense	.283	.289	.299	.270
Free Throw %	.736	.747	.691	.708
Rebounding	39.8	39.6	35.1	32.2
Rebounding Margin	+4.8	+0.4	-3.9	-8.3
Turnovers/game	14.6	14.0	14.3	13.3
Opponent Turnovers	13.1	10.4	16.3	13.3
Steals	5.7	5.6	8.9	7.0
Blocks	5.3	4.0	6.6	4.3

3-Point Streak Continues Through 24th Season; VU One Of Three Teams To Hit A Trey In Every Game Since 1986-87 Season

Vanderbilt has made a 3-pointer in 781 consecutive games, a streak which began at the inception of the 3-point line in 1986-87. The Commodores rank second only to UNLV (790) for the longest streak in Division I basketball. Vanderbilt, UNLV and Princeton (664) are the only three schools in college basketball to have made at least one 3-pointer in every game played since the 3-point line was implemented.

Vanderbilt Signs Three To NLI's

Vanderbilt head men's basketball coach Kevin Stallings announced the signing of 6'5 point guard **Kedren Johnson (Lewisburg, Tenn.)**, 6'8 forward **Shelby Moats (Waconia, Minn.)**, and 6'4 shooting guard **Dai-Jon Parker (Alpharetta, Ga.)** to National Letters of Intent. All three will be eligible to play for the Commodores beginning in the fall of 2011-12.

Many have ranked the Commodores' group in their top 25 recruiting classes.

Henderson, Siakam Redshirting

Two class of 2010 members, center Josh Henderson and forward James Siakam, will redshirt the 2010-11 campaign.

Commodores Finish Third In San Juan

Vanderbilt saw some good competition at the 2010 Honda Puerto Rico Tip-Off - the Commodores knocked off Nebraska and then-#8 North Carolina, and dropped a tough three-point decision to West Virginia in the tournament semifinals.

Vs. TOP 25 OPPONENTS IN STALLINGS ERA

Date Rank - Opponent Score

Jan. 22, 2011 #22 St. Mary's* W, 89-70
 Jan. 12, 2011 #24 Georgia* W, 73-66
 Dec. 8, 2010 #15 Missouri L, 82-85 (ot)
 Nov. 21, 2010 #8 North Carolina W, 72-65
 Feb. 20, 2010 #2 Kentucky* L, 56-58
 Feb. 9, 2010 #12 Tennessee* W, 90-71
 Jan. 30, 2010 #1 Kentucky L, 72-85
 Jan. 27, 2010 #14 Tennessee W, 85-76
 March 4, 2009 #12 LSU W, 75-67
 Jan. 25, 2009 #24 Florida* L, 69-94
 Feb. 26, 2008 #1 Tennessee* W, 72-69
 Jan. 30, 2008 #24 Ole Miss L, 58-74
 Jan. 17, 2008 #6 Tennessee L, 60-80
 March 23, 2007 #9 Georgetown# L, 65-66
 March 17, 2007 #13 Wash. St.# W, 78-74 (2ot)
 Feb. 17, 2007 #1 Florida* W, 83-70
 Jan. 31, 2007 #1 Florida L, 64-74
 Jan. 24, 2007 #24 LSU W, 64-53
 Jan. 20, 2007 #25 Kentucky W, 72-67
 Jan. 17, 2007 #10 Alabama* W, 94-73
 Jan. 10, 2007 #16 Tennessee* W, 82-81
 Dec. 9, 2006 #25 Ga. Tech* W, 73-64
 Nov. 15, 2006 #8 Georgetown* L, 70-86
 March 10, 2006 #18 LSU# L, 73-92
 March 4, 2006 #11 Tennessee* L, 59-68
 Feb. 22, 2006 #24 LSU* L, 66-77
 Feb. 15, 2006 #10 Florida* L, 68-73
 Feb. 1, 2006 #13 Tennessee L, 62-69
 Jan. 28, 2006 #5 Florida L, 58-81
 Feb. 5, 2005 #6 Kentucky L, 70-84
 Jan. 12, 2005 #9 Kentucky L, 54-69
 Jan. 5, 2005 #19 Alabama* W, 70-56
 Mar. 25, 2004 #7 Connecticut# L, 53-73
 Mar. 21, 2004 #15 N.C. State# W, 75-73
 Mar. 12, 2004 #4 Miss. State# W, 74-70 (ot)
 Feb. 28, 2004 #7 Miss. State* L, 69-72
 Feb. 21, 2004 #24 LSU* W, 74-54
 Feb. 14, 2004 #25 South Carolina L, 75-82
 Feb. 7, 2004 #21 Florida L, 71-81
 Jan. 31, 2004 #5 Kentucky* W, 66-60
 Jan. 28, 2004 #23 South Carolina L, 55-57
 Jan. 10, 2004 #10 Kentucky L, 63-75
 Mar. 14, 2003 #2 Kentucky# L, 63-81

Date Rank - Opponent Score

Mar. 5, 2003 #2 Kentucky L, 44-106
 Feb. 22, 2003 #7 Florida* L, 74-77 (ot)
 Feb. 15, 2003 #20 Georgia L, 70-83
 Feb. 5, 2003 #23 Miss. State L, 60-82
 Jan. 29, 2003 #15 Georgia* W, 94-91
 Jan. 22, 2003 #5 Florida L, 75-87
 Jan. 14, 2003 #16 Kentucky* L, 52-74
 Jan. 11, 2003 #4 Alabama* W, 70-69
 Dec. 30, 2002 #6 Notre Dame L, 63-76
 Dec. 9, 2002 #6 Indiana L, 56-73
 Dec. 1, 2002 #12 Connecticut* L, 70-76
 Feb. 27, 2002 #11 Kentucky* W, 86-73
 Feb. 13, 2002 #9 Kentucky L, 59-67
 Feb. 9, 2002 #7 Florida L, 54-80
 Jan. 26, 2002 #15 Georgia* W, 86-84
 Jan. 12, 2002 #2 Florida* L, 85-95
 Jan. 9, 2002 #14 Alabama L, 79-92
 Dec. 2, 2001 #17 Western Ky.* W, 80-75
 Feb. 28, 2001 #6 Florida* L, 62-72
 Feb. 24, 2001 #22 Tennessee* L, 70-78
 Feb. 17, 2001 #22 Kentucky L, 74-79
 Feb. 3, 2001 #8 Tennessee L, 50-72
 Jan. 31, 2001 #17 Alabama* W, 68-62
 Jan. 20, 2001 #7 Florida W, 63-61
 Jan. 6, 2001 #22 Mississippi* L, 68-81
 Dec. 2, 2000 #11 Notre Dame* L, 74-77
 Mar. 10, 2000 #10 LSU# L, 60-71
 Feb. 19, 2000 #5 Tennessee* W, 85-72
 Feb. 16, 2000 #12 Auburn* L, 80-86
 Jan. 29, 2000 #10 Florida L, 63-89
 Jan. 22, 2000 #18 Kentucky* L, 73-81 (ot)
 Jan. 15, 2000 #24 LSU* W, 65-62
 Jan. 12, 2000 #12 Tennessee W, 76-73
 Jan. 8, 2000 #25 Kentucky L, 52-72
 Jan. 5, 2000 #6 Florida* W, 87-77
Overall Record 29-48

MEDIA INFORMATION

Vanderbilt Athletic Communications

2601 Jess Neely Drive, Nashville, TN 37212
 phone: 615-322-4121

Interview Policy

Vanderbilt head coach Kevin Stallings and selected Vanderbilt players will be available to the media before practice on Mondays and Thursdays throughout the SEC season.

The times for those media sessions will be emailed to media members in advance of those pre-practice interviews.

Media may photograph the first 20 minutes of practice. All practices are closed to the public.

Postgame Interview Policy

Vanderbilt head coach Kevin Stallings will enter the Memorial Gym interview room after the NCAA-mandated 10-minute cooling off period, followed by Vanderbilt players.

Visiting coach and player interviews will be at the discretion of the visiting SID.

SEC Teleconference

Vanderbilt head coach Kevin Stallings and the 11 other SEC coaches will be available on a Monday teleconference January 3-March 7. Details on the teleconference will be released by the SEC Office via email to media members a day before the teleconference.

Order of Appearance (All Times Central):

10:00 a.m.	Kevin Stallings, Vanderbilt
10:07 a.m.	Billy Donovan, Florida
10:14 a.m.	Darrin Horn, S. Carolina
10:21 a.m.	Mark Fox, Georgia
10:28 a.m.	Trent Johnson, LSU
10:35 a.m.	John Calipari, Kentucky
10:42 a.m.	Bruce Pearl, Tennessee
10:49 a.m.	John Pelphrey, Arkansas
10:56 a.m.	Anthony Grant, Alabama
11:03 a.m.	Tony Barbee, Auburn
11:10 a.m.	Andy Kennedy, Ole Miss
11:17 a.m.	Rick Stansbury, Miss. St.

VUCommodores.com

The official website of Vanderbilt athletics, vucommodores.com, includes pregame notes, season statistics, videos of press conferences and meetings with the media, live stats, twitter feeds, and streaming audio and video of everything that is Commodore athletics.

@VandyMBB

The official Twitter feed of Vanderbilt men's basketball, follow the latest information and get breaking news on Commodore basketball.

LAST FIVE GAMES

- John Jenkins leads four players in double figures with 19.8 points per game. Jeffery Taylor (17.6), Festus Ezeli (13.0), and Brad Tinsley (12.2) have also averaged double figures.
- The Commodores are 117-154 from the charity stripe (.760), compared to 62-76 (.816) for its opponents.
- The free throws attempts have drastically reduced Vanderbilt's attempts from the floor - the Commodores have been more efficient (118-263 (.449), but opponents have 70 more shot attempts (130-333, .390).
- Vanderbilt has a positive rebounding margin of 4.2.
- VU's turnover margin is -5.4.

MORE TIDBITS

- Vanderbilt finished its non-conference season at 12-2, with the losses coming to West Virginia, who made a three with eight seconds remaining in regulation to get the win, and to Missouri, which came on the road in overtime.
- VU finished 10-0 in non-conference games at Memorial Gym and have one 21 consecutive non-conference games on their home floor.
- VU has had 15 halves of 50% or better shooting this season, and five in which the Commodores have held their opponents to below 30% shooting.
- Beginning Saturday against Arkansas, the Commodores will play four of their next five at Memorial Gym. The only road game is at Florida on February 1. Four of the last six games will be on the road.

2010-11 Roster

No.	Name	Pos.	Ht.	Wt.	Cl.-Yr	Hometown (Previous School)
1	Brad Tinsley	G	6-3	210	Jr.-3rd	Oregon City, Ore. (Oregon City)
3	Festus Ezeli	C	6-11	255	R.Jr.-4th	Benin City, Nigeria (Igbinedion Education Center/Jesuit (Calif.))
5	Lance Goulbourne	F	6-8	225	Jr.-3rd	Brooklyn, N.Y. (The Hun School (N.J.))
10	Chris Meriwether	G	6-0	180	Sr.-3rd	Nashville, Tenn. (Father Ryan)
11	Kyle Fuller	G	6-1	220	Fr.-1st	Moreno Valley, Calif. (Rancho Verde)
12	Jordan Smart	G/F	6-6	200	R-So.-3rd	Lexington, Ky. (Lexington Catholic)
14	Aaron Noll	F	6-7	220	Jr.-3rd	Fort Mitchell, Ky. (Covington Catholic)
21	Darshawn McClellan	F	6-7	229	Sr.-4th	Fresno, Calif. (Edison)
23	John Jenkins	G	6-4	215	So.-2nd	Hendersonville, Tenn. (Station Camp)
33	Steve Tchiengang	F	6-9	240	Jr.-3rd	Douala, Cameroon (Montverde Acad. (Fla.)/Cypress Comm. School (Texas))
35	James Siakam	F	6-7	210	Fr.-1st	Douala, Cameroon (Brehm Prep (Ill.))
40	Josh Henderson	C	6-11	220	Fr.-1st	Roanoke, Va. (Cave Spring)
44	Jeffery Taylor	F	6-7	225	Jr.-3rd	Norrkoping, Sweden (Hobbs (N.M.))
45	Rod Odum	F	6-9	207	Fr. - 1st	Central Islip, N.Y. (Middlesex School (Mass.))
50	Joe Duffy	F	6-8	225	Sr.-4th	Charlotte, N.C. (Phillips Exeter Acad. (N.H.)/Charlotte Catholic)
54	Andre Walker	F	6-7	220	R-Jr.-4th	Flossmoor, Ill. (Brewster Acad. (N.H.)/Homewood-Flossmoor)

COACHING STAFF

Head Coach **Kevin Stallings** (Purdue, 1982) - 12th
 Basketball Staff..... **Brad Frederick** (North Carolina, 1999) - 12th
 Basketball Staff..... **Dan Muller** (Illinois State, 1998) - 11th
 Basketball Staff..... **King Rice** (North Carolina, 1992) - 5th
 Basketball Staff..... **Tom Richardson** (St. Xavier (Ill.), 1977) - 8th

SUPPORT STAFF

Athletic Communications Dir. **Andy Boggs** (Florida State, 1998)
 Asst. Director of Basketball Ops..... **Dan Cage** (Vanderbilt, 2007)
 Academic Support..... **Neal Clark** (Kentucky, 1992)
 Director of Video Operations **Sam Ferry** (Vanderbilt, 2010)
 Athletic Trainer..... **Shannon Gordon** (Indiana State, 1992)
 Administrative Asst..... **Meredith Schakel** (North Carolina, 2003)
 Strength and Conditioning **Curtis Turner** (Clemson, 2002)

PRONUNCIATION GUIDE

Festus Ezeli..... **e-ZEE-lee**
 Lance Goulbourne **GOAL-burn**
 Steve Tchiengang **CHEEN-gang**
 James Siakam..... **See-OK-em**

ROSTER BY CLASS

Seniors (3)

Joe Duffy Charlotte, N.C.
Darshawn McClellan Fresno, Calif.
Chris Meriwether Nashville, Tenn.

Juniors (7)

Festus Ezeli Benin City, Nigeria
Lance Goulbourne Brooklyn, N.Y.
Aaron Noll Fort Mitchell, Ky.
Jeffery Taylor Norrkoping, Sweden
Steve Tchiengang Douala, Cameroon
Brad Tinsley Oregon City, Ore.
Andre Walker Flossmoor, Ill.

Sophomores (2)

John Jenkins Hendersonville, Tenn.
Jordan Smart Lexington, Ky.

Freshmen (4)

Kyle Fuller Moreno Valley, Calif.
Josh Henderson Roanoke, Va.
Rod Odum Central Islip, N.Y.
James Siakam Douala, Cameroon

Individual Notes

#44 Jeffery Taylor

- A preseason All-SEC selection by the media and the league's coaches, and put on 25 pounds of muscle this offseason. Taylor has scored in double-digits in 62 career games, and has started every game of his Vanderbilt career.
- Led the team with 25 points in a win at Mississippi State (1/27)...it was his third 20-point effort of the season and seventh of his career.
- Tied a team high with 19 points against St. Mary's (1/22)...was 9-of-10 from free throw line.
- Scored 15 points, had eight rebounds, and tied a career-high with six assists vs. Ole Miss (1/19).
- Tallied 15 points, five rebounds, and three assists vs. Georgia (1/12) - included a dunk which was named SportCenter's #1 "Top Play" on January 13.
- Became 41st VU player to surpass 1,000-point mark with 22-point effort vs. Davidson (1/2).
- Tied for team lead in points vs. SE Louisiana (12/18) with 15 points and led the team with 18 points at MTSU (12/21), 19 vs. Marquette (12/29), and 22 vs. Davidson (1/2).
- Was 8-for-12 from the floor against Marquette, and also added eight rebounds, two blocks, and two steals.
- Tallied first double-double of the season with 18 points and 10 rebounds against Missouri (12/8).
- Had 16 points and 8 rebounds vs. Belmont (12/4).
- Scored 13 points vs. Western Kentucky (12/1) his 50th career double-digit scoring game.
- Scored a career-high 27 points in season opener against Presbyterian on 11-of-12 shooting.

#23 John Jenkins

- Leads SEC in scoring in all games (18.8) and SEC games only (21.4), 3-point field goals made per game in all games (3.2/game) and is second in SEC games only (3.4); second in the SEC in free throw percentage (.896) in all games and in SEC games only (.970); leads the league in 3-point FG % in SEC games only (.500).
- Scored 20 or more points in 10 games this season; made at least 5 threes in four games.
- Since going 2-for-15 from the three against Marquette on December 29, he is 21-for-41 from three (.512, seven games).
- Scored 21 points and was 9-for-9 from the free throw line against Mississippi State (1/27).
- Went for 20 points on 7-of-10 shooting against Ole Miss (1/19); was also 4-of-5 from beyond the arc.
- Scored team-high 21 points at Tennessee (1/15).
- Tied for team-high with 18 points against Georgia...Returned to starting lineup at South Carolina...scored game-high 27 points (also tied a Vanderbilt season-high).
- Missed Davidson game with concussion he suffered in practice on Saturday before game.
- Led team with 23 points at Missouri (12/8), 22 points against Grambling (11/24), 21 vs. App. State (11/27), and 21 vs. WKU (12/1) - has led the team in scoring in 11 of 17 games this season.
- Won SEC Player of the Week for his play at the Honda Puerto Rico

★ Vanderbilt Basketball 2010-11 ★

Tip-Off... Averaged 21.7 points and 3.0 rebounds in three games, and led the Commodores in scoring in each of the three games during the tournament. Jenkins finished the tournament having made 25-of-28 free throws (.893) and was selected to the Puerto Rico Tip-Off All-Tournament team.

- Scored career-high 27 points vs. WVU (11/19); also had a career-high in FG attempts (19), 3-point FG attempts (11), and was a perfect 10-for-10 from the FT line (both career highs).
- Named as a second-team, All-SEC preseason selection by the league's coaches prior to the 2010-11 season.
- Named to the SEC All-Freshman team and was named the Sixth Man of the Year by the league's coaches in 2009-10...Averaged 11.0 points per game, and shot 48.3% (72-149) from three in his freshman season.
- Played in 31 games in 2009-10 and made seven starts, and averaged 11.0 points per game...his 48.3% 3-point FG% from three in 2009-10 ranks as the third-best single-season three-point percentage in the program's history, and ranks as the 11th-best single season in SEC history.
- Made 72 threes in 2009-10, a new Vanderbilt single-season freshman record.

#1 Brad Tinsley

- Started every game this season and leads SEC in assists in all games; Has had five or more assists in 10 games this season and 20 in his career; dished out seven assists vs. SE Louisiana (12/18) and had eight assists against Marquette (12/29).
- Scored in double figures in 10 games this season, including a season-high 18-point game against St. Mary's; scored 14 points against Ole Miss.
- Tied a career-high with eight free throws made vs. St. Mary's - his 10 FT attempts set a new career best.
- Had 14 points and 10 rebounds vs. Davidson (1/2), his second double-double of the season and his career.
- Also added 15 points against Marquette (12/29).
- Scored 14 points vs. Belmont (12/4).
- Notched the school's first-ever triple-double with 11 points, 10 rebounds, and 10 assists against Presbyterian. The 10 rebounds and 10 assists were both career highs. It was also his first career double-double.
- Played in all 33 games and made 27 starts as a sophomore at the two guard...Averaged 6.9 points, 2.5 rebounds, and 2.8 assists per game... Scored in double figures in eight games, including a season-best 18-point performance at Georgia (2/25).
- Played in all 31 games and started 28 in his true freshman campaign... Averaged 11.0 points, 2.5 rebounds, and 2.8 assists per game in 31.0 minutes of action per game... Made 69 threes in his freshman season, which tied Shan Foster (2004-05) for the school's then-single season three-point field goals made record by a freshman.

#54 Andre Walker

- Sprained ankle leading up to game with Davidson (1/2)...out for Saturday's game with Arkansas...missed 12 of last 13 games with either sickness or injury.
- Returned with a bang after missing four games (mononucleosis) with seven points, eight rebounds, and five assists...made the game-winning basket against Marquette (12/29) with 4.1 seconds remaining.
- Posted a career-high eight assists vs. WKU (12/1).
- Had a season-high eight points vs. App. State (11/27)...also added seven assists.
- Owns great range from the perimeter with solid ball handling skills... Returned to the floor in 2009-10 after missing most of the 2008-09 season

with a knee injury...Changed his number from 24 to 54 for his junior season.

- Played in 32 games and started 31 in 2009-10...Averaged 6.1 points, 5.4 rebounds, and 2.5 assists per game.

#33 Steve Tchiengang

- Been hampered lately with a right ankle injury.
- Went for double-digits for the fifth time this season with 10 points against South Carolina (1/8).
- Had career-high nine rebounds against Marquette (12/29).
- Scored a career-high 15 points vs. SE Louisiana (12/18); scored 12 pts vs. Grambling (11/24).
- 6'9 forward/center who is a physical presence around the basket who can step out and hit a perimeter jumpshot to keep defenses honest.
- Played in all 33 games and started in one in 2009-10...Averaged 11.6 minutes per game...Averaged 3.4 points and 2.5 rebounds per game.

#3 Festus Ezeli

- One of nation's most improved big men...averaged 3.8 points and 3.2 rebounds last year - this season, he's pushed his averages to 12.7 and 6.1, respectively.
- Second in the SEC in FG% at 60.4% (81-134).
- Was 5-of-5 from the floor, scored 14 points at Mississippi State (1/27).
- Scored 16 points and was 10-for-12 from free throw line vs. Ole Miss (1/19); the 10 free throws made tied a career high.
- Had his third career double-double with 18 points and 10 rebounds against Georgia (1/12).
- Scored in double-figures in 11 of last 15 games.
- Tallied 12 points vs. Davidson (1/2); scored 15 points at MTSU (12/21).
- Had career-high six blocks vs. Missouri (12/8) and at Tennessee (1/17), most by a Commodore in seven years (last was Julian Terrell vs. Appalachian State on December 22, 2003.); currently tied for fourth on all-time block list with 108 (Chris Woods - 1992-95).
- Had career-high 24 points and 10 rebounds vs. Belmont (12/4), the first 20-10 game of his career and second career double-double; also made a career-high 10 free throws (10-14) - named SEC Player of the Week for his play against Belmont and WKU.
- Was 7-of-7 from the floor vs. WKU (12/1) - Leads the SEC in FG% (.646).
- Scored career-high 18 points vs. App. State.
- Tallied his first double-double with 11 points and a career-high and 13 rebounds vs. Grambling; had career-best nine offensive rebounds.
- Scored a then-career-high 15 points vs. North Carolina - was one rebound short of a double-double (9).
- Grabbed a then-career-best 11 rebounds vs. West Virginia (11/19).
- Played in 32 games in 2009-10, made five starts, and averaged 12.7 minutes per game.
- His 43 blocks in 2009-10 is the sixth-best single season total in the history of the program...Had three or more blocks seven times, including a career-best four block performance against Manhattan on 12/30

#5 Lance Goulbourne

- Started the last seven games in place of the injured Andre Walker. He leads the SEC in rebounding in SEC games only (11.6) and is third in all games (8.2). Has averaged 8.9 points and 10.4 rebounds in his seven starts.
- Had double-digit rebounds in six of last seven games.

- Had his second double-double of the week against St. Mary's (15 pts, 10 rebs).
- Won SEC Player of the Week for his performances against Ole Miss and Saint Mary's.
- Tallied his first career double-double with 14 points and 16 rebounds against Ole Miss (1/19) - the 16 rebounds tied a Stallings-era single-game best. Also added five assists and a steal.
- Grabbed a then-career-high 14 rebounds at South Carolina (1/8) - also added nine points.
- Made first career start vs. Missouri (12/8) - scored 11 points and had 7 rebounds; also started vs. SE Louisiana (12/18) - scored 13 points and had 8 boards vs. Lions.
- Had career-high three steals vs. WKU (12/1).
- Corralled a then career-high 12 rebounds vs. Grambling (11/24); scored 17 pts. vs. App. State.
- Very skilled wing player with great athletic ability and explosiveness... also very versatile player, and sees time at three different positions (2, 3, and 4).
- Played in 31 games as a sophomore...Averaged 3.3 points and 2.1 rebounds...Scored a career-high 18 points off of the bench against LSU (2/13)...Also added a career-high nine rebounds against the Tigers in a career-high 26 minutes.

#50 Joe Duffy

- Scored career-high nine points in only four minutes against Grambling (11/24)
- Made the 2009 and 2010 SEC Honor Roll for his work in the classroom.
- Organized a charity outing for the "Nothing But Nets" organization in the spring of 2010.
- Blogging for the New York Times this basketball season.

#10 Chris Meriwether

- Nashville native who made the team as a walk-on during tryouts in October of 2008. He graduated with an undergraduate degree in political science in May, but has one year of eligibility remaining...Currently enrolled in Vanderbilt's Owen School of Business.
- Named to SEC Academic Honor Roll in 2009-10.

#14 Aaron Noll

- Broke his fifth metatarsal in his left foot in mid-December at practice; will miss the next few weeks.
- Made the team as a walk on during tryouts in October of 2008...named to SEC Academic Honor Roll in 2009-10.
- Saw action in eight games last season...Scored two points against Manhattan (12/30) and two at Arkansas (2/27)...Grabbed two rebounds against Mercer (12/21)...Was four-for-four on the year from the charity stripe.

#12 Jordan Smart

- Scored the first points of his career with a three against SE Louisiana (12/18).
- Has added 20 pounds to his frame heading into the 2010-11 season...Redshirted his freshman season.
- Played in 10 games as a redshirt freshman...Tallied career-high two rebounds in games against Chaminade (11/24) and Manhattan (12/30)...Had career-best two assists against Southern Miss (1/2)...Named to the SEC Academic Honor Roll.

#11 Kyle Fuller

- Freshman point guard who will back up Brad Tinsley at the point guard position...Third player who currently lives in California on Vanderbilt roster (Darshawn McClellan, Festus Ezeli).
- Tallied four points, four assists, and three boards in career-high 22 minutes vs. St. Mary's (1/22).
- Had career-high five assists vs. Davidson (1/2).
- Made first career three-pointer vs. WKU (12/1).
- Recorded a career-high three assists vs. Grambling (11/24) and WKU (12/1).
- Scored six points, had two assists, a block and a steal in 17 minutes of action vs. Presbyterian.
- Averaged 27.6 points, eight assists, six rebounds, and four steals per game as a point guard at Rancho Verde High School...Winningest player in Rancho Verde history, was a four-year captain, and a three-year starter.

#45 Rod Odom

- Started the third game of his career against Davidson (1/2).
- Made first career start vs. Belmont (12/4).
- Tied a career-high (vs. WVU) with 11 points vs. WKU; hit career-best three 3's (3-3).
- Scored five points in collegiate debut vs. Presbyterian; made his first three-point basket on Brad Tinsley's 10th assist.
- Signed with the Commodores in the early period in November of 2009.
- Four-year varsity letterwinner in basketball at Middlesex, and a one-year letterman in crew...Was a three-year starter in basketball, and averaged 25.6 points, 14.0 rebounds, 6.0 assists, and 3.1 blocks in his senior season.

2009-10 RECAP VS. ARKANSAS

Game 28 • Feb. 27, 2010

Vanderbilt.....89
 at Arkansas.....72
 Fayetteville, Ark. (Bud Walton Arena)

Vanderbilt coach Kevin Stallings had never won in Bud Walton Arena before the 16th-ranked Commodores beat Arkansas 89-72.

He had brought teams to Fayetteville five times with the same result, giving extra meaning to Vanderbilt's second win in Fayetteville in school history. Stallings even got a high-five during his post-game news conference from Jeffery Taylor, who led Vandy with 18 points.

Taylor led a balanced offense that helped the Commodores (22-6, 11-3 SEC) move within one game of first-place Kentucky in the Eastern Division. A.J. Ogilvy scored 14 points, John Jenkins and Brad Tinsley each had 13, and Darshawn McClellan added 11.

Vanderbilt scored the first six points of Saturday's contest -- the Razorbacks committed turnovers on their first three possessions -- and led from start to finish.

The Commodores shot 53.3 percent from the field, including 65.4 in the first half, and led 45-35 at half-time. Vanderbilt also hit 20 of 23 free throws.

The Commodores made 13 of their first 20 shot attempts overall.

Vanderbilt												
Name	fg-a	3-a	ft-a	o-d-t	pf	tp	a	b	s	m		
Walker, f	3-3	0-0	0-0	2-0-2	3	6	0	1	0	0	11	
Taylor, f	6-10	0-0	6-6	2-3-5	0	18	2	1	0	0	28	
Ogilvy, c	5-7	0-0	4-5	0-6-6	4	14	1	3	2	0	14	
Beal, g	3-11	0-2	0-0	0-0-0	1	6	4	2	0	1	27	
Jenkins, g	5-8	3-5	0-0	1-2-3	0	13	1	0	0	1	26	
Tinsley	2-4	1-2	8-8	0-6-6	1	13	4	2	0	0	22	
Ezeli	1-1	0-0	0-0	0-1-1	4	2	0	0	1	0	8	
Goulbourne	0-2	0-1	0-0	0-0-0	1	0	1	1	2	0	13	
Meriwether	0-1	0-1	0-0	0-0-0	0	0	0	0	0	0	1	
Smart	0-2	0-2	0-0	0-1-1	0	0	0	0	0	1	4	
Noll	0-0	0-0	2-2	0-1-1	1	2	0	0	0	0	1	
McClellan	5-7	1-2	0-0	1-2-3	1	11	2	2	1	0	20	
Tchiengang	2-4	0-1	0-2	0-5-5	3	4	1	1	0	0	24	
Duffy	0-0	0-0	0-0	0-0-0	0	0	0	0	0	0	1	
Team				3-3-6								
Totals	32-60	5-16	20-23	9-30-39	19	89	16	13	6	3	200	

Arkansas												
Name	fg-a	3-a	ft-a	o-d-t	pf	tp	a	b	s	m		
Johnson, f	0-0	0-0	0-0	0-3-3	2	0	0	0	0	0	17	
Powell, f	12-21	1-2	2-5	6-3-9	4	27	2	2	2	1	31	
Fortson, g	3-15	1-4	1-2	2-2-4	2	8	8	5	0	0	34	
Britt, g	1-6	0-2	0-0	2-0-2	1	2	2	0	1	0	18	
Clarke, g	5-14	4-12	0-0	0-1-1	1	14	1	1	1	0	31	
Washington	3-8	0-0	5-9	5-8-13	3	11	1	1	0	1	22	
Farmer	1-4	0-1	1-2	2-0-2	4	3	1	0	0	0	15	
Bryant	0-0	0-0	0-0	0-1-1	2	0	1	0	0	0	10	
Welsh	2-4	0-0	0-2	0-0-0	0	4	0	2	0	1	12	
Nobles	1-2	1-2	0-0	0-1-1	3	3	1	2	0	1	10	
Team				3-0-3								
Totals	28-74	7-23	9-20	20-19-39	22	72	17	13	4	4	200	

Score by Periods	1st	2nd	Total
Vanderbilt	45	44	89
Arkansas	35	37	72

FG%: VU: 53.3, UA: 37.8; 3FG%: VU: 31.3, UA: 30.4;
 FT%: VU: 87.0, UA: 45.0; Officials: Tom Eades, Patrick Evans, Lee Cassell; Attendance: 14,146.

CAREER HIGHS

NO. 1 - BRAD TINSLEY

Career Highs

Points: 20, vs. Alabama (3/12/09);
FG Made: 7, 2x, last at Georgia (2/6/10);
FG Atts: 15, at Kentucky (1/10/09);
3FG Made: 5, 2x, last vs. Alabama (3/12/09);
3FG Atts: 10, 2x, last vs. Alabama (3/12/09);
FT Made: 8, 3x, last vs. St. Mary's (1/22/11);
FT Atts: 10, vs. St. Mary's (1/22/11);
Rebounds: 10, 2x, last vs. Davidson (1/2/11);
Assists: 11, vs. Presbyterian (11/12/10);
Turnovers: 6, 2x, last vs. Tenn. St. (12/19/09);
Blocks: 1, 7x, last vs. North Carolina (11/21/10);
Steals: 3, 3x, last vs. Presbyterian (11/12/10);
Minutes: 39, at South Carolina (1/8/11).

NO. 3 - FESTUS EZELI

Career Highs

Points: 24, vs. Belmont (12/4/10);
FG Made: 8, vs. Appalachian State (11/27/10);
FG Atts: 12, vs. Appalachian State (11/27/10);
3FG Made: 0;
3FG Atts: 0;
FT Made: 10, 2x, last vs. Ole Miss (1/19/11);
FT Atts: 14, vs. Belmont (12/4/10);
Rebounds: 11, vs. W. Virginia (11/19/10);
Assists: 1, 2x, last vs. Ole Miss (1/19/11);
Turnovers: 4, 3x, last vs. St. Mary's (1/22/11);
Blocks: 6, 2x, last at Tennessee (1/15/11);
Steals: 4, 2x, last vs. Georgia (1/12/11);
Minutes: 33 at Missouri (12/8/10).

NO. 5 - LANCE GOULBOURNE

Career Highs

Points: 18, vs. LSU (2/13/10);
FG Made: 7, vs. Appalachian State (11/27/10);
FG Atts: 11, vs. Appalachian State (11/27/10);
3FG Made: 3, 2x, last vs. Kentucky (2/17/09);
3FG Atts: 5, vs. Kentucky (2/17/09);
FT Made: 8 vs. Belmont (12/4/10);
FT Atts: 10, vs. Manhattan (12/30/09);
Rebounds: 16, vs. Ole Miss (1/19/11);
Assists: 5, 2x, last vs. Ole Miss (1/19/11);
Turnovers: 5, vs. St. Mary's (1/22/11);
Blocks: 3 vs. Davidson (1/2/11);
Steals: 3, vs. Western Kentucky (12/1/10);
Minutes: 36 at Mississippi State (1/27/11).

NO. 10 - CHRIS MERIWETHER

Career Highs

Points: 2, 2x, last vs. Mercer (12/21/09);
FG Made: 2, vs. Manhattan (12/30/09);
FG Atts: 2, vs. Manhattan (12/30/09);
3FG Made: 0;
3FG Atts: 0;
FT Made: 0;
FT Atts: 0;
Rebounds: 1, 4x, last vs. St. Mary's (1/22/11);
Assists: 2, vs. Manhattan (12/30/09);
Turnovers: 2, vs. Manhattan (12/30/09);
Blocks: 0;
Steals: 0;
Minutes: 8, vs. Manhattan (12/30/09).

NO. 11 - KYLE FULLER

Career Highs

Points: 6, 2x, last vs. Davidson (1/2/11);
FG Made: 3, 2x, last vs. Davidson (1/2/11);
FG Atts: 6, vs. Presbyterian (11/12/10);
3FG Made: 1 vs. Western Kentucky (12/1/10);
3FG Atts: 3 vs. Western Kentucky (12/1/10);
FT Made: 2 vs. Georgia (1/13/11);
FT Atts: 2, 4x, last at Miss. State (1/27/11);
Rebounds: 4 vs. MTSU (12/21/10);
Assists: 5 vs. Davidson (1/2/11);
Turnovers: 3, 3x, last vs. Davidson (1/2/11);
Blocks: 1, vs. Presbyterian (11/12/10);
Steals: 2, vs. North Carolina (11/21/10);
Minutes: 22, vs. St. Mary's (1/22/11).

NO. 12 - JORDAN SMART

Career Highs

Points: 3, vs. SE Louisiana (12/18/10);
FG Made: 1, vs. SE Louisiana (12/18/10);
FG Atts: 1, 3x, last vs. SE Louisiana (12/18/10);
3FG Made: 1, vs. SE Louisiana (12/18/10);
3FG Atts: 1, 3x, last vs. SE Louisiana (12/18/10);
FT Made: 0;
FT Atts: 0;
Rebounds: 2, 3x, last vs. Davidson (1/2/11);
Assists: 3 vs. Presbyterian (11/12/10);
Turnovers: 0;
Blocks: 0;
Steals: 0;
Minutes: 16, vs. Davidson (1/2/11).

NO. 14 - AARON NOLL

Career Highs

Points: 2, 3x, last at Arkansas (2/27/10);
FG Made: 1, vs. St. Francis (12/31/08);
FG Atts: 1, vs. St. Francis (12/31/08);
3FG Made: 0;
3FG Atts: 0;
FT Made: 2, 2x, last at Arkansas (2/27/10);
FT Atts: 2, 2x, last at Arkansas (2/27/10);
Rebounds: 2, vs. Mercer (12/21/09);
Assists: 0;
Turnovers: 0;
Blocks: 0;
Steals: 0;
Minutes: 3, vs. Manhattan (12/30/09).

NO. 23 - JOHN JENKINS

Career Highs

Points: 27, 2x, last at S. Carolina (1/8/11);
FG Made: 8, 2x, last vs. App. State (11/27/10);
FG Atts: 21, vs. Marquette (12/29/10);
3FG Made: 6, 3x, last at S. Carolina (1/8/11);
3FG Atts: 15; vs. Marquette (12/29/10);
FT Made: 10, 2x, last vs. N. Carolina (11/21/10);
FT Atts: 12, vs. North Carolina (11/21/10);
Rebounds: 6, 2x, last at Miss. State (1/27/11);
Assists: 3, 4x, last vs. St. Mary's (1/22/11);
Turnovers: 3, 5x, last at Tennessee (1/15/11);
Blocks: 2, 2x, last at Miss. State (1/27/11);
Steals: 2, 4x, last vs. Georgia (1/13/11);
Minutes: 41, 2x, last at S. Carolina (1/8/11).

NO. 33 - STEVE TCHIENGANG

Career Highs

Points: 15, vs. SE La. (12/18/10);
FG Made: 5, 2x, last at S. Carolina (1/8/11);
FG Atts: 9, at S. Carolina (1/8/11);
3FG Made: 2, 3x, last at vs. Davidson (1/2/11);
3FG Atts: 4, 2x, last vs. App. State (11/27/10);
FT Made: 5, at Georgia (2/25/09);
FT Atts: 8, vs. Davidson (1/2/11);
Rebounds: 9, vs. Marquette (12/29/10);
Assists: 2, 4x, last vs. W. Kentucky (12/1/10);
Turnovers: 4, vs. S. Carolina (3/6/10);
Blocks: 4, vs. Nebraska (11/18/10);
Steals: 2, 2x, last vs. Miss. State (3/13/10);
Minutes: 26, at S. Carolina (1/28/09).

NO. 44 - JEFFERY TAYLOR

Career Highs

Points: 27, vs. Presbyterian (11/12/10);
FG Made: 11, vs. Presbyterian (11/12/10);
FG Atts: 18, at Miss. State (1/27/11);
3FG Made: 3, vs. Presbyterian (11/12/10);
3FG Atts: 9, at Miss. State (1/27/11);
FT Made: 12, vs. Tennessee (2/9/10);
FT Atts: 14, at S.C. (1/28/09);
Rebounds: 11, 2x, last vs. Missouri (12/2/09);
Assists: 6, 2x, last vs. Ole Miss (1/19/11);
Turnovers: 6, vs. Missouri (12/8/10);
Blocks: 2, 4x, last vs. Marquette (12/29/10);
Steals: 4, 2x, last at Georgia (2/6/10);
Minutes: 43 at Missouri (12/8/10).

NO.45 - ROD ODOM

Career Highs

Points: 11, 2x, last vs. W. Kentucky (12/1/10);
FG Made: 5, vs. West Virginia (11/19/10);
FG Atts: 9, vs. West Virginia (11/19/10);
3FG Made: 3 vs. W. Kentucky (12/1/10);
3FG Atts: 4 vs. West Virginia (11/19/10);
FT Made: 0;
FT Atts: 0;
Rebounds: 6, 3x, last at Tennessee (1/15/11);
Assists: 2 at MTST (12/21/10);
Turnovers: 5 vs. Belmont (12/4/10);
Blocks: 2 at Missouri (12/8/10);
Steals: 4 at Missouri (12/8/10);
Minutes: 26 vs. Davidson (1/2/11).

NO. 50 - JOE DUFFY

Career Highs

Points: 9, vs. Grambling State (11/24/10);
FG Made: 3 vs. Grambling State (11/24/10);
FG Atts: 5, vs. Drake (11/29/08);
3FG Made: 1, vs. Presbyterian (11/12/10);
3FG Atts: 1, 3x, last vs. Presbyterian (11/12/10);
FT Made: 2, 3x, last vs. Mercer (12/21/09);
FT Atts: 2, 3x, last vs. Mercer (12/21/09);
Rebounds: 5, 3x, last vs. Davidson (1/2/11);
Assists: 2, 2x, last vs. St. Francis (12/31/08);
Turnovers: 2, 2x, last vs. St. Francis (12/31/08);
Blocks: 1, at Tenn. (2/14/09);
Steals: 1, 5x, last vs. St. Mary's (1/22/11);
Minutes: 22, vs. St. Francis (12/31/08).

NO. 54 - ANDRE WALKER

Career Highs

Points: 17, vs. Georgia (2/25/10);
FG Made: 6, at St. Mary's (11/20/09);
FG Atts: 9, at Alabama (3/8/08);
3FG Made: 1, 3x, last at Florida (3/2/10);
3FG Atts: 2, at Florida (3/2/10);
FT Made: 6, vs. Georgia (2/25/10);
FT Atts: 8, vs. Kentucky (2/12/08);
Rebounds: 12, vs. Missouri (12/2/09);
Assists: 7, vs. Florida (1/9/10);
Turnovers: 5, vs. Western Kentucky (12/1/10);
Blocks: 4, vs. S. Miss (1/2/10);
Steals: 3, 2x, last vs. Florida (1/9/10);
Minutes: 38, vs. Georgia (2/25/10).

Head Coach Kevin Stallings



THE STALLINGS FILE

Born: October 1, 1960

High School: Collinsville (Ill.) '78

College: Bachelor's Degree in Business Management and Marketing, Purdue, '82, Master's Degree in Counseling, Purdue, '85

Family: Wife, Lisa, three children, Jacob (20), Alexa (16), Jordyn (10)

STALLINGS' SUCCESSES IN COLLEGE BASKETBALL (AS A PLAYER, ASSISTANT AND HEAD COACH)

- In **32 seasons** as a player and coach, his teams have made **25 tournament appearances**, including **17 NCAA berths** and **three Final Fours**.
- He has posted 20-win seasons **22 times** and has won **12 conference championships**.
- Stallings has posted just one losing season in **32 seasons as a player and coach**.
- Stallings is the **second winningest coach in Vanderbilt history** with 228 victories.
- Stallings is the **first Vanderbilt coach to lead two Commodore squads to the NCAA Tournament Sweet 16** since the field expanded to as many as 64 teams in 1985.
- Stallings is only the **second coach in Vanderbilt history to register five 20-win seasons** (Roy Skinner - six).
- **All 29 of his seniors at Vanderbilt have earned their degree or are working towards it**.
- **One of only three Vanderbilt coaches with 150 or more wins**.
- Led 2007-08 team to a **perfect 19-0 record at home, the most single-season home wins in the history of the program**.

WINNINGEST COACHES AT VANDERBILT

Coach	Yrs	Record	Pct
1. Roy Skinner (1959, 1962-76)	16	278-135	.673
2. Kevin Stallings (1999-)	12	228-141	.618
3. Bob Polk (1948-58, 1960-61)	13	197-106	.650
4. C.M. Newton (1982-89)	8	129-115	.529
5. Jan van Breda Kolff (1994-99)	6	104-81	.562
6. Josh Cody (1924-27, 1932-36)	9	98-100	.495
7. Eddie Fogler (1990-93)	4	81-48	.628

WINNINGEST COACHES AT MEMORIAL GYM

Coach	Yrs	Record
1. Roy Skinner (1959, 1962-76)	16	181-41
2. Kevin Stallings (2000-)	12	162-39
3. Bob Polk (1948-58, 1960-61)	8	96-15
4. C.M. Newton (1982-89)	8	91-37
5. Jan van Breda Kolff (1994-99)	6	75-20
6. Eddie Fogler (1990-93)	4	54-12

STALLINGS THROUGH THE YEARS

Year	School	Position	W-L	Conf.	Postseason
2011	Vanderbilt	Head Coach	15-4	3-2	-
2010	Vanderbilt	Head Coach	24-9	12-4	NCAA First Round
2009	Vanderbilt	Head Coach	19-11	8-8	-
2008	Vanderbilt	Head Coach	26-8	10-6	NCAA First Round
2007	Vanderbilt	Head Coach	22-12	10-6	NCAA Regional Semifinals
2006	Vanderbilt	Head Coach	17-13	7-9	NIT First Round
2005	Vanderbilt	Head Coach	20-14	8-8	NIT Quarterfinals
2004	Vanderbilt	Head Coach	23-10	8-8	NCAA Regional Semifinals
2003	Vanderbilt	Head Coach	11-18	3-13	—
2002	Vanderbilt	Head Coach	17-15	6-10	NIT First Round^
2001	Vanderbilt	Head Coach	15-15	4-12	—
2000	Vanderbilt	Head Coach	19-11	8-8	NIT First Round
1999	Illinois State	Head Coach	16-15	7-11	—
1998	Illinois State	Head Coach	25-6	16-2*#	NCAA Second Round
1997	Illinois State	Head Coach	24-6	14-4*#	NCAA First Round
1996	Illinois State	Head Coach	22-12	13-5	NIT Quarterfinals
1995	Illinois State	Head Coach	20-13	13-5	NIT Second Round
1994	Illinois State	Head Coach	16-11	12-6	—
1993	Kansas	Assistant	29-7	11-3*	NCAA Final Four
1992	Kansas	Assistant	27-5	11-3*#	NCAA Second Round
1991	Kansas	Assistant	27-8	10-4*	NCAA Final Four*
1990	Kansas	Assistant	30-5	11-3	NCAA Second Round
1989	Kansas	Assistant	19-12	6-8	—
1988	Purdue	Assistant	29-4	16-2*	NCAA Sweet 16
1987	Purdue	Assistant	25-5	15-3*	NCAA Second Round
1986	Purdue	Assistant	22-10	11-7	NCAA First Round
1985	Purdue	Assistant	20-9	12-6	NCAA First Round
1984	Purdue	Assistant	22-7	15-3*	NCAA First Round
1983	Purdue	Assistant	21-9	11-7	NCAA Second Round
1982	Purdue	Player	18-14	11-7	NIT Final Four
1981	Purdue	Player	21-11	10-8	NIT Final Four
1980	Purdue	Player	27-8	11-7#	NCAA Final Four*
1979	Bellefonte J.C.	Player	28-9	—	NJCAA Tournament
Totals at Vanderbilt (Head Coach)			228-141	87-94	
Totals at Illinois State (Head Coach)			123-63	75-33	
Head Coach Totals			351-204	162-126	
Totals at Kansas (Assistant Coach)			132-37	49-21	
Totals at Purdue (Assistant Coach)			139-44		
Totals at Purdue (playing)			66-33		

* Regular season conference champions; # Conference tournament champions; * Lost in National Championship game;

^ Included an Opening Round play-in game that Vanderbilt won over Houston.

Memorial Magic - The Home To Vanderbilt Hoops Since 1952

HISTORIC MEMORIAL GYMNASIUM IN 59TH SEASON

Storied Memorial Gymnasium is in its 59th season as the host venue of Vanderbilt basketball. The SEC's most historic hoops setting has played host to more than 850 men's contests as well as the 1984 and 1991 SEC Tournaments and 40 men's and women's NCAA Tournament contests (since the early 1980s).

As the oldest gymnasium in the SEC, Memorial Gymnasium is renowned for its end zone benches, raised floor and unique atmosphere. It was dedicated in 1952 as a memorial to all Vanderbilt men and women who served in World War II. It was built by the late master architect Edwin Keeble, who was commissioned to build a combination gymnasium/concert hall.

"Memorial Magic" has claimed many victims over the years, most notably the nation's No. 1 ranked teams. Vanderbilt has won its last four home games against the top team in the country, most recently, a 72-69 victory over in-state rival Tennessee on February 26, 2008.

- The Commodores have posted a 706-188 (.789) all-time record at Memorial Gymnasium.
- VU concluded the 2007-08 season 19-0 at Memorial Gym. It marks the most games won at Memorial Gym in one season, and the sixth time a Vanderbilt team has gone undefeated at home.
- Vanderbilt has won 124 of its last 131 home games against non-conference opponents.
- Since the 1990 season, Vanderbilt owns a 171-15 non-conference record at home (.919 win percentage).
- The Commodores are 104-8 against non-conference opponents at home during the Kevin Stallings era.
- The Commodores have posted six undefeated seasons at home.

Winningest Coaches at Memorial Gymnasium

Coach	Yrs	Record
1. Roy Skinner (1959, 1962-76)	16	181-41
2. Kevin Stallings (2000-Present)	12	162-39
3. Bob Polk (1948-58, 1960-61)	8	96-15
4. C.M. Newton (1982-89)	8	91-37
5. Jan van Breda Kolff (1994-99)	6	75-20
6. Eddie Fogler (1990-93)	4	54-12


Stallings' Year-By-Year Record At Memorial Gym

Year	Won	Lost
2010-11	11	0
2009-10	14	2
2008-09	13	4
2007-08	19	0
2006-07	14	3
2005-06	10	6
2004-05	17	2
2003-04	15	2
2002-03	10	6
2001-02	13	4
2000-01	12	7
1999-00	14	3

ANNUAL ATTENDANCE FIGURES

Year	All Games	Attendance	Average	NCAA Rank	SEC Games	SEC Attendance	Average
2010-11	11	148,736	13,521	-	2	28,450	14,225
2009-10	16	217,965	13,623	21	8	113,539	14,192
2008-09	17	225,686	13,276	25	8	112,833	14,104
2007-08	19	254,954	13,418	22	8	113,713	14,214
2006-07	17	204,511	12,030	31	8	109,043	13,630
2005-06	16	195,159	12,197	24	8	108,258	13,532
2004-05 [^]	19	191,678	10,088	43	8	105,357	13,170
2003-04	17	192,301	11,312	33	8	106,990	13,374
2002-03	16	153,123	9,570	46	8	96,906	12,113
2001-02	17	150,325	8,843	50	8	93,873	11,734
2000-01	19	186,468	9,814	45	8	102,055	12,757
1999-00*	18	197,770	10,987	30	8	106,741	13,343
1998-99	16	192,538	12,034	26	8	106,128	13,266
1997-98	16	213,974	13,373	21	8	117,819	14,727
1996-97	16	207,771	12,986	25	8	120,214	15,027
1995-96	18	226,354	12,575	28	8	112,996	14,125
1994-95	13	183,042	14,080	17	8	118,932	14,867
1993-94	16	223,997	14,000	15	8	121,345	15,168
1992-93	14	212,156	15,154	11	8	122,536	15,317
1991-92	17	210,585	12,387	29	8	115,104	14,388
1990-91	16	214,638	13,415	19	9	133,482	14,831
1989-90	19	259,992	13,684	18	9	136,136	15,126
1988-89	15	224,657	14,977	13	9	137,212	15,246
1987-88	16	223,747	13,984	14	9	138,393	15,377
1986-87	17	226,343	13,314	14	9	130,854	14,539
1985-86	15	200,806	13,387	14	9	128,059	14,229
1984-85	16	194,390	12,149	17	9	122,514	13,613
1983-84	18	249,292	13,850	10	9	135,546	15,050
1982-83	17	237,584	13,976	9	9	135,418	15,046
1981-82	14	202,225	14,445	9	9	131,699	14,633
1980-81	15	227,478	15,165	9	9	136,436	15,160
1979-80	15	228,029	15,202	5	9	138,754	15,417
1978-79	14	215,330	15,380	5	9	139,930	15,547
1977-78	14	207,375	14,813	5	9	134,232	14,915
1976-77	15	211,966	14,131	4	9	149,108	16,568
1975-76	13	180,901	13,915	-	9	135,375	15,042
1974-75	12	178,527	14,877	-	9	134,304	14,923
1973-74	12	182,728	15,227	-	9	140,252	15,584
1972-73	12	173,567	14,464	-	9	131,193	14,577
1971-72	12	156,778	13,065	-	9	120,172	13,352
1970-71	12	170,634	14,220	-	9	130,260	14,473
1969-70	12	176,763	14,730	-	9	135,745	14,861
1968-69	12	126,896	10,575	-	9	95,300	10,589
1967-68	12	129,722	10,810	-	9	96,274	10,697
1966-67	12	105,492	8,791	-	9	79,173	8,797
1965-66	12	106,022	8,835	-	9	62,368	8,910
1964-65	12	98,821	8,235	-	9	65,712	8,214
1963-64	12	84,827	7,069	-	6	35,684	5,947
1962-63	12	75,261	6,272	-	6	46,183	6,598
1961-62	13	73,640	5,665	-	8	47,357	5,920
1960-61	13	74,187	5,707	-	7	45,549	6,507
1959-60	14	76,199	5,443	-	8	46,064	5,758

[^] First year capacity increased from 14,168 to 14,316; * First year capacity decreased from 15,311 to 14,168



THE SEC

2010-11 SEC STANDINGS (1/28)

EASTERN DIVISION

	SEC	Pct.	All	Pct.
Florida	5-1	.833	16-4	.800
Kentucky	3-2	.600	15-4	.789
South Carolina	3-2	.600	12-6	.667
Georgia	3-3	.500	14-5	.737
Vanderbilt	3-2	.600	15-4	.789
Tennessee	3-2	.600	13-7	.650

WESTERN DIVISION

	SEC	Pct.	All	Pct.
Alabama	4-1	.800	12-7	.632
Arkansas	3-3	.500	13-6	.684
LSU	2-3	.400	10-10	.500
Miss. State	2-3	.400	10-9	.526
Ole Miss	1-4	.200	13-7	.650
Auburn	0-6	.000	7-13	.350

VU TEAM SEC RANKINGS (1/28)

Category	SEC	All
Scoring	2nd (75.4)	1st (78.8)
Scoring Defense	9th (72.8)	7th (66.2)
Scoring Margin	6th (+2.6)	2nd (+12.6)
FT%	3rd (.747)	2nd (.736)
FG%	7th (.422)	3rd (.462)
FG% Defense	3rd (.396)	3rd (.388)
3FG%	5th (.340)	2nd (.376)
3FG% Defense	4th (.289)	1st (.283)
3FG Made	4th (6.8)	T-1st (7.9)
Rebound Margin	6th (+0.4)	T-4th (+4.8)
Blocks	T-9th (4.0)	7th (5.3)
Assists	T-8th (11.2)	3rd (14.2)
Steals	10th (5.6)	10th (5.7)
Turnover Margin	11th (-3.6)	11th (-1.6)
Assist/TO Ratio	T-7th (0.8)	T-5th (1.0)

VU INDIVIDUAL SEC RANKINGS (1/28)

Festus Ezeli	SEC	Total
Scoring	24th (12.8)	21st (12.7)
Rebounding	NA	19th (6.3)
FG %	4th (.545)	2nd (.604)
Blocks	5th (2.2)	4th (2.3)
Off. Rebounds	T-13th (2.4)	T-9th (2.7)
Lance Goulbourne	SEC	Total
Rebounding	1st (11.6)	3rd (8.2)
FT %	NA	11th (.773)
Def. Rebounds	1st (8.8)	3rd (6.0)
John Jenkins	SEC	Total
Scoring	T-1st (21.4)	1st (18.8)
FG%	5th (.537)	NA
FT %	2nd (.970)	2nd (.896)
3FG %	T-1st (.500)	5th (.416)
3FG Made	2nd (3.4)	1st (3.2)
Minutes Played	T-2nd (37.0)	4th (33.9)
Jeffery Taylor	SEC	Total
Scoring	9th (16.6)	9th (15.3)
Rebounding	20th (6.0)	NA
Steals	T-6th (1.6)	NA
Minutes Played	8th (35.4)	NA
Brad Tinsley	SEC	Total
Scoring	NA	30th (10.3)
Assists	T-8th (3.4)	1st (4.6)
3FG %	T-13th (.381)	12th (.373)
3FG Made	T-15th (1.6)	NA
A/TO Ratio	7th (1.7)	5th (2.0)
Minutes Played	6th (35.6)	10th (31.7)

2010-11 TRENDS

Winning Opening Tip	14-1
Losing Opening Tip	1-3
VU Scores First	13-3
Opponent Scores First	2-1
Leading at Halftime	10-2
Trailing at Halftime	5-2
Tied at Halftime	0-0
Leading with Five Minutes Remaining	15-3
Trailing with Five Minutes Remaining	0-1
Tied with Five Minutes Remaining	0-0
Leading with Two Minutes Remaining	15-1
Trailing with Two Minutes Remaining	0-0
Tied with Two Minutes Remaining	0-3
Overtime	0-3
Games Decided by Three Points or Less	1-3
Games Decided by 4-10 Points	6-1
Games Decided by 11-20 Points	4-0
Games Decided by 21-plus Points	4-0
VU Shoots 50% or Better	7-1
VU Shoots 40% or Better	12-2
VU Shoots Lower Than 40%	1-2
Opponent Shoots 50% or Better	1-0
Opponent Shoots 40% or Better	8-1
Opponent Shoots Lower Than 40%	7-3
VU Scores 70 Points or More	14-3
VU Scores Less Than 70 Points	1-1
VU Scores 80 Points or More	10-1
VU Scores 90 Points or More	1-0
Opponent Scores 70 Points or More	6-3
Opponent Scores Less Than 70 Points	9-1
Opponent Scores 80 Points or More	0-2
Opponent Scores 90 Points or More	0-0
Makes More 3-Pointers Than Opponent	13-3
Makes Fewer 3-Pointers Than Opponent	1-1
3-Pointers are Equal	1-0
Outrebounds Opponent	10-1
Outrebounded by Opponent	4-2
Rebounds are Equal	1-1
Playing on National TV	4-4
Playing on Regional TV	5-0
Playing on Weekday	9-2
Playing on Weekend	6-2
Game Tips Before 6 p.m. CT (afternoons)	6-3
Game Tips After 6 p.m. CT (evenings)	9-1
In November	5-1
In December	5-1
In January	5-2
In February	0-0
In March	0-0
Home	11-0
Neutral	2-1
Away	2-3
Conferences	
vs. Non-Conference	12-2
Big South	1-0
Big 12	1-1
Big East	1-1
ACC	1-0
SWAC	1-0
Southern	2-0
Sun Belt	2-0
Atlantic Sun	1-0
Southland	1-0
West Coast	1-0
Southeastern — Eastern Division	1-2
Southeastern — Western Division	2-0

Lineups

Tinsley, Jenkins, Taylor, Walker, Ezeli	7-1
Tinsley, Jenkins, Taylor, Goulbourne, Ezeli	5-2
Tinsley, Jenkins, Taylor, Odom, Ezeli	2-1
Tinsley, Goulbourne, Taylor, Odom, Ezeli	1-0

POLLS

AP Top 25 - January 24, 2011

1 Ohio State (63)	20-0	1,623
2 Pittsburgh (1)	19-1	1,528
3 Duke (1)	18-1	1,490
4 San Diego State	20-0	1,386
5 Connecticut	16-2	1,314
6 Kansas	18-1	1,293
7 Texas	16-3	1,267
8 Villanova	17-2	1,199
9 Syracuse	18-2	1,095
9 Brigham Young	19-1	1,095
11 Missouri	17-3	887
12 Purdue	17-3	881
13 Texas A&M	17-2	847
14 Kentucky	15-4	709
15 Notre Dame	16-4	691
16 Minnesota	14-4	656
17 Wisconsin	15-4	614
18 Washington	15-4	584
19 Vanderbilt	14-4	317
20 Illinois	14-6	279
21 Georgetown	14-5	276
22 Florida State	15-5	218
23 Louisville	15-4	203
24 Florida	15-4	169
25 Michigan State	12-7	97

Others Receiving Votes

Cincinnati 85, Arizona 68, West Virginia 62, Saint Mary's 55, Utah State 53, Georgia 23, Xavier 12, Memphis 11, Virginia Tech 8, Temple 7, Missouri State 6, UNLV 4, Tennessee 3, Virginia Commonwealth 2, Baylor 2, Coastal Carolina 2, Duquesne 1, Belmont 1, Penn State 1, Harvard 1

ESPN/USA Today Poll - January 24, 2011

1 Ohio State (31)	20-0	775
2 Pittsburgh	19-1	727
3 Duke	18-1	712
4 San Diego State	20-0	677
5 Connecticut	16-2	624
6 Kansas	18-1	618
7 Villanova	17-2	580
8 Texas	16-3	563
9 Brigham Young	19-1	533
10 Syracuse	18-2	498
11 Texas A&M	17-2	436
12 Purdue	17-3	421
13 Missouri	17-3	398
14 Notre Dame	16-4	364
15 Wisconsin	15-4	323
16 Kentucky	15-4	307
17 Washington	15-4	271
18 Minnesota	14-4	264
19 Louisville	15-4	173
20 Georgetown	14-5	140
21 Illinois	14-6	136
22 Vanderbilt	14-4	74
23 Florida	15-4	67
24 Saint Mary's	17-3	58
25 Utah State	18-2	57

Others Receiving Votes

Michigan State 53, Arizona 52, Florida State 47, Cincinnati 30, Georgia 17, West Virginia 17, UNLV 11, Missouri State 8, Temple 7, Xavier 3, Cleveland State 3, Coastal Carolina 3, Kansas State 2, Memphis 2, North Carolina 2, Baylor 1, Belmont 1

COMMODORE SUPERLATIVES AND STARTING LINEUPS

TOP 2010-11 PERFORMANCES

Points	27	JENKINS, John at South Carolina (1/8/11)
	27	JENKINS, John vs West Virginia (11/19/10)
	27	TAYLOR, Jeffery vs Presbyterian (11/12/10)
	25	TAYLOR, Jeffery at Mississippi State (1/27/11)
	24	EZELI, Festus vs Belmont (12/04/10)
FG Made	11	TAYLOR, Jeffery vs Presbyterian (11/12/10)
	9	TAYLOR, Jeffery at Mississippi State (01-27-11)
	9	TAYLOR, Jeffery at Missouri (12/08/10)
FG Att.	21	JENKINS, John vs Marquette (12/29/10)
	19	JENKINS, John vs West Virginia (11/19/10)
FG Pct	1.000 (7-7)	EZELI, Festus vs Western Kentucky (12/01/10)
	1.000 (5-5)	EZELI, Festus at Mississippi State (1/27/11)
3 FG Made	6	JENKINS, John at South Carolina (1/8/11)
	5	JENKINS, John at Missouri (12/08/10)
	5	JENKINS, John vs Western Kentucky (12/01/10)
	5	JENKINS, John vs Appalachian State (11/27/10)
	5	JENKINS, John vs West Virginia (11/19/10)
3FG Att.	15	JENKINS, John vs Marquette (12/29/10)
	11	JENKINS, John vs West Virginia (11/19/10)
3-Pt FG Pct	1.000 (3-3)	ODOM, Rod vs Western Kentucky (12/01/10)
	1.000 (2-2)	TINSLEY, Brad vs Saint Mary's (1/22/11)
	1.000 (2-2)	ODOM, Rod vs Belmont (12/04/10)
	1.000 (2-2)	TAYLOR, Jeffery vs Nebraska (11/18/10)
FT Made	10	EZELI, Festus vs Ole Miss (1/19/11)
	10	EZELI, Festus vs Belmont (12/04/10)
	10	JENKINS, John vs North Carolina (11/21/10)
	10	JENKINS, John vs West Virginia (11/19/10)
FT Att.	14	EZELI, Festus vs Belmont (12/04/10)
	12	EZELI, Festus vs Ole Miss (1/19/11)
	12	EZELI, Festus at Middle Tennessee (12/21/10)
	12	JENKINS, John vs North Carolina (11/21/10)
	12	TAYLOR, Jeffery vs Nebraska (11/18/10)
FT Pct	1.000 (10-10)	JENKINS, John vs West Virginia (11/19/10)
	1.000 (9-9)	JENKINS, John at Mississippi State (1/27/11)
	1.000 (7-7)	JENKINS, John at Tennessee (1/15/11)
	1.000 (7-7)	JENKINS, John at South Carolina (1/8/11)
	1.000 (5-5)	TINSLEY, Brad vs Davidson (1/02/11)
Rebounds	16	GOULBOURNE, Lance vs Ole Miss (1/19/11)
	14	GOULBOURNE, Lance at South Carolina (1/8/11)
Assists	10	TINSLEY, Brad vs Presbyterian (11/12/10)
	8	TINSLEY, Brad vs Marquette (12/29/10)
	8	WALKER, Andre vs Western Kentucky (12/01/10)
	8	TINSLEY, Brad vs Appalachian State (11/27/10)
Steals	4	EZELI, Festus vs Georgia (1/12/11)
	4	ODOM, Rod at Missouri (12/08/10)
	4	EZELI, Festus vs Belmont (12/04/10)
	4	WALKER, Andre vs Grambling State (11/24/10)
Blocked Shots	6	EZELI, Festus at Tennessee (1/15/11)
	6	EZELI, Festus at Missouri (12/08/10)
Turnovers	6	TAYLOR, Jeffery at Missouri (12/08/10)
	5	GOULBOURNE, Lance vs Saint Mary's (1/22/11)
	5	TAYLOR, Jeffery vs Saint Mary's (1/22/11)
	5	ODOM, Rod vs Belmont (12/04/10)
	5	TAYLOR, Jeffery vs Western Kentucky (12/01/10)
	5	TINSLEY, Brad vs Grambling State (11/24/10)
	5	TAYLOR, Jeffery vs North Carolina (11/21/10)
	5	TINSLEY, Brad vs North Carolina (11/21/10)
Fouls	5	EZELI, Festus vs Ole Miss (1/19/11)
	5	EZELI, Festus at South Carolina (1/8/11)
	5	WALKER, Andre vs North Carolina (11/21/10)
	5	TAYLOR, Jeffery vs West Virginia (11/19/10)
	5	EZELI, Festus vs West Virginia (11/19/10)
	5	WALKER, Andre vs Nebraska (11/18/10)

Double Digit Scoring Games

	2010-11	Career
Jeffery Taylor	16	62
Brad Tinsley	10	37
John Jenkins	18	37
Festus Ezeli	13	16
Lance Goulbourne	6	12
Andre Walker	0	5
Steve Tchiengang	5	5
Rod Odom	1	1

20-Point Scoring Games

	2010-11	Career
John Jenkins	10	12
Jeffery Taylor	3	7
Festus Ezeli	1	1

Double Digit Rebounding Games

	2010-11	Career
Jeffery Taylor	1	6
Lance Goulbourne	6	6
Andre Walker	0	4
Festus Ezeli	4	4
Brad Tinsley	2	2

Double-Doubles

	2010-11	Career
Jeffery Taylor	1	6
Festus Ezeli	3	3
Brad Tinsley	2	2
Lance Goulbourne	2	2

5 + Assist Games

	2010-11	Career
Brad Tinsley	10	20
Andre Walker	4	11
Lance Goulbourne	2	2
Kyle Fuller	1	1
Jeffery Taylor	1	1

3+ 3-Point Field Goals

	2010-11	Career
John Jenkins	11	24
Brad Tinsley	1	13
Lance Goulbourne	0	2
Jeffery Taylor	2	2
Rod Odom	1	1

Career Starts

	2010-11	Career
Jeffery Taylor	19	82
Brad Tinsley	19	74
Andre Walker	8	39
Festus Ezeli	19	30
John Jenkins	18	24
Steve Tchiengang	0	16
Lance Goulbourne	9	9
Rod Odom	3	3

Starting Lineups

N12 Presbyterian	Tinsley	Jenkins	Taylor	Walker	Ezeli
N18 Nebraska	Tinsley	Jenkins	Taylor	Walker	Ezeli
N19 West Virginia	Tinsley	Jenkins	Taylor	Walker	Ezeli
N21 North Carolina	Tinsley	Jenkins	Taylor	Walker	Ezeli
N24 Grambling State	Tinsley	Jenkins	Taylor	Walker	Ezeli
N27 Appalachian State	Tinsley	Jenkins	Taylor	Walker	Ezeli
D1 Western Kentucky	Tinsley	Jenkins	Taylor	Walker	Ezeli
D4 Belmont	Tinsley	Jenkins	Taylor	Odom	Ezeli
D8 Missouri	Tinsley	Jenkins	Taylor	Goulbourne	Ezeli
D18 SE Louisiana	Tinsley	Jenkins	Taylor	Goulbourne	Ezeli
D21 MTSU	Tinsley	Jenkins	Taylor	Odom	Ezeli
D29 Marquette	Tinsley	Jenkins	Taylor	Walker	Ezeli
J2 Davidson	Tinsley	Goulbourne	Taylor	Odom	Ezeli
J8 @South Carolina	Tinsley	Jenkins	Taylor	Goulbourne	Ezeli
J12 Georgia	Tinsley	Jenkins	Taylor	Goulbourne	Ezeli
J15 @Tennessee	Tinsley	Jenkins	Taylor	Goulbourne	Ezeli
J19 Ole Miss	Tinsley	Jenkins	Taylor	Goulbourne	Ezeli
J22 St. Mary's	Tinsley	Jenkins	Taylor	Goulbourne	Ezeli
J27 @Miss. State	Tinsley	Jenkins	Taylor	Goulbourne	Ezeli

2010-11 GAME RECAPS

Game 1 • Nov. 12, 2010

Presbyterian..... 47
at Vanderbilt 88
Nashville, Tenn. (Memorial Gym)

Presbyterian 47 - 0-1

#	Player	Total			3-Ptr			Rebounds			PF	TP	A	TO	Blk	Stl	Min
		FG	FGA	FT	FTA	FG	FGA	FT	FTA	Off							
30	TROYLI, Jake	f	1-9	0-1	2-2	0	0	0	1	4	0	0	0	1	0	24	
34	COLEMAN, Alfonso	c	8-15	1-3	0-0	1	5	8	4	17	2	4	0	3	29		
03	MILLER, Pierre	g	3-9	1-3	1-1	2	2	4	1	8	2	3	0	1	36		
22	JOHNSON, Josh	g	3-7	1-3	4-4	0	2	2	1	11	0	1	1	26			
24	MUTAKABIR, Khalid	g	0-5	0-0	0-0	0	1	1	0	1	2	0	0	36			
01	CLYBURN, Joshua	g	1-3	0-0	0-0	0	1	1	0	2	0	0	0	9			
02	DEIHL, Tyler	g	0-0	0-0	0-0	0	0	0	0	0	1	1	0	1			
21	ALLEN, Walt	f	1-5	1-4	0-0	0	3	3	0	3	0	0	0	1	19		
44	REYNOLDS, Jay	f	1-2	0-0	0-0	0	1	1	2	0	1	1	0	20			
Team			18-55	4-14	7-7	6	15	21	9	47	6	12	3	6	200		

FG % 1st Half: 19.2% 34.9% 2nd half: 8.26 30.8% Game: 18.55 32.7%
3FG % 1st Half: 2.7 28.6% 2nd half: 2.7 28.6% Game: 4.14 28.6%
FT % 1st Half: 0.0 0.0% 2nd half: 7.7 100.0% Game: 7.7 100.0%

Vanderbilt 88 - 1-0

#	Player	Total			3-Ptr			Rebounds			PF	TP	A	TO	Blk	Stl	Min
		FG	FGA	FT	FTA	FG	FGA	FT	FTA	Off							
44	TAYLOR, Jeffery	f	11-12	3-4	2-2	3	4	7	2	2	4	1	1	0	24		
54	WALKER, Andre	f	1-2	0-0	0-0	3	4	7	2	2	4	1	1	0	24		
03	EZELI, Festus	c	7-8	0-0	0-0	2	4	6	3	14	0	1	3	0	21		
01	TINSLEY, Brad	g	4-6	2-3	1-2	0	10	10	0	11	10	2	1	3	29		
23	JENKINS, John	g	4-14	0-6	2-2	0	0	0	10	0	0	0	1	25			
05	GOULBOURNE, Lance	c	2-4	1-2	0-0	2	5	7	2	5	0	0	0	18			
10	MERIWETHER, Chris	g	0-1	0-0	0-0	0	0	0	0	0	0	0	0	2			
11	FULLER, Kyle	g	3-6	0-1	0-0	0	2	2	1	1	1	1	0	17			
12	SMART, Jordan	g	0-0	0-0	0-0	0	0	0	0	0	3	0	0	4			
14	NOLL, Aaron	g	0-0	0-0	0-0	0	0	0	0	0	0	0	0	2			
33	TCHIENGANG, Steve	c	2-4	1-2	0-0	0	4	1	5	0	0	1	1	16			
45	ODOM, Rod	c	2-3	1-2	0-0	0	0	0	1	5	0	0	0	14			
50	DUFFY, Joe	g	1-1	1-0	0-0	1	0	1	0	3	0	0	0	2			
Team			37-61	9-22	5-6	9	31	40	10	88	22	10	7	6	200		

FG % 1st Half: 19.2% 66.7% 2nd half: 19.34 55.9% Game: 37.61 60.7%
3FG % 1st Half: 5.0 50.0% 2nd half: 4.12 33.3% Game: 9.22 40.9%
FT % 1st Half: 1.2 50.0% 2nd half: 4.4 100.0% Game: 5.6 83.3%

Officials: Anthony Jordan, James Barker, Geln Tuff
Technical fouls: Presbyterian:Team, Vanderbilt:None
Attendance: 13481

Score by periods	1st	2nd	Total
Presbyterian	22	25	47
Vanderbilt	42	46	88

Last FG - PC 2nd-00, VU 2nd-00:02
Largest lead - PC None, VU by 42 2nd-01:51

Game 2 • Nov. 18, 2010

Nebraska..... 49
vs. Vanderbilt 59
San Juan, P.R. (Coliseo de Puerto Rico)

NEBRASKA 49 - 2-1

#	Player	Total			3-Ptr			Rebounds			PF	TP	A	TO	Blk	Stl	Min
		FG	FGA	FT	FTA	FG	FGA	FT	FTA	Off							
21	Diaz, Jorge Brian	f	3-7	0-0	2-4	0	8	8	3	8	0	1	0	0	28		
03	Almeida, Andre	c	2-4	0-0	0-0	1	3	4	4	2	3	2	0	18			
02	McCray, Toney	g	3-8	0-2	0-2	0	2	2	3	6	0	0	0	27			
03	Richardson, Brandon	g	0-3	0-2	0-0	0	3	3	2	0	3	4	0	22			
34	Jeter, Lance	c	3-9	0-2	2-6	1	3	4	3	8	2	2	1	32			
01	Jones, Easton	c	0-0	0-0	0-0	0	0	0	0	0	0	0	0	0			
11	Stanhardinger, Chr.	g	2-7	0-0	3-5	2	3	5	3	7	0	0	0	17			
13	Ubel, Brandon	c	3-4	0-1	4-4	1	1	2	2	10	1	0	1	16			
16	Gallegos, Ray	g	0-0	0-0	0-0	0	0	0	0	0	0	0	0	3			
15	Walker, Caleb	g	0-6	0-2	2-2	3	0	3	2	2	0	2	0	23			
31	Baranek, Drake	c	2-3	0-1	0-0	0	3	3	2	4	1	2	0	14			
Team			18-51	0-10	13-23	3	0	3	1	49	8	15	3	4	200		

FG % 1st Half: 12.30 40.0% 2nd half: 6.21 28.6% Game: 18.51 35.3%
3FG % 1st Half: 0.0 0.0% 2nd half: 0.5 0.0% Game: 0-10 0.0%
FT % 1st Half: 4.6 66.7% 2nd half: 9.17 52.9% Game: 13.23 58.5%

Vanderbilt 59 - 2-0

#	Player	Total			3-Ptr			Rebounds			PF	TP	A	TO	Blk	Stl	Min
		FG	FGA	FT	FTA	FG	FGA	FT	FTA	Off							
44	TAYLOR, Jeffery	f	3-7	2-2	6-12	0	4	4	2	14	3	1	1	1	34		
54	WALKER, Andre	f	2-5	0-0	0-0	0	3	3	5	4	0	2	1	0	27		
03	EZELI, Festus	c	0-4	0-0	2-2	3	2	5	4	2	0	2	0	13			
01	TINSLEY, Brad	g	2-7	1-4	2-2	1	5	6	0	7	5	2	1	35			
23	JENKINS, John	g	8-13	1-5	5-6	0	2	2	0	22	1	1	1	35			
05	GOULBOURNE, Lance	c	1-2	0-1	3-4	0	1	1	2	5	0	1	0	14			
11	FULLER, Kyle	g	0-2	0-1	0-0	0	1	1	0	1	0	1	0	10			
33	TCHIENGANG, Steve	c	2-4	1-2	0-0	0	8	8	4	5	1	2	4	25			
45	ODOM, Rod	c	0-2	0-2	0-0	0	3	3	0	3	0	0	0	7			
Team			18-46	5-17	18-26	5	29	34	21	59	10	12	8	6	200		

FG % 1st Half: 9.24 37.5% 2nd half: 9.22 40.9% Game: 18.48 39.1%
3FG % 1st Half: 3.9 33.3% 2nd half: 3.8 28.0% Game: 5-17 29.4%
FT % 1st Half: 5.10 50.0% 2nd half: 13.16 81.3% Game: 6-26 69.2%

Officials: Randy Heimerman, Bert Smith, Steve Sikes
Technical fouls: NEBRASKA:None, Vanderbilt:None
Attendance: 4018

Score by periods	1st	2nd	Total
NEBRASKA	28	21	49
Vanderbilt	26	33	59

Last FG - NU 2nd-07:49, VU 2nd-00:18
Largest lead - NU by 5 1st-05:07, VU by 10 2nd-00:18

Game 3 • Nov. 19, 2010

Vanderbilt..... 71
vs. West Virginia 74
San Juan, P.R. (Coliseo de Puerto Rico)

Vanderbilt 71 - 2-1

#	Player	Total			3-Ptr			Rebounds			PF	TP	A	TO	Blk	Stl	Min
		FG	FGA	FT	FTA	FG	FGA	FT	FTA	Off							
44	TAYLOR, Jeffery	f	1-4	0-1	3-3	0	1	1	5	5	1	2	0	0	17		
54	WALKER, Andre	f	1-2	0-0	0-0	1	3	3	2	2	1	0	0	14			
03	EZELI, Festus	c	2-4	0-0	4-9	3	8	11	5	8	0	1	2	1	20		
01	TINSLEY, Brad	g	3-12	1-7	3-4	1	3	4	1	10	3	3	1	31			
23	JENKINS, John	g	6-19	5-11	10-10	3	2	5	1	27	0	3	0	1	33		
05	GOULBOURNE, Lance	c	0-3	0-1	3-4	3	4	7	1	3	1	2	1	29			
11	FULLER, Kyle	g	1-3	0-1	0-0	0	0	0	3	2	0	0	0	12			
33	TCHIENGANG, Steve	c	0-2	0-1	3-4	2	4	6	4	3	0	1	0	21			
45	ODOM, Rod	c	5-9	1-4	0-0	1	1	2	1	1	0	1	0	23			
Team			19-58	7-26	26-34	15	27	42	27	71	9	13	5	4	200		

FG % 1st Half: 12.29 41.4% 2nd half: 7.29 24.1% Game: 19.58 32.8%
3FG % 1st Half: 3.9 33.3% 2nd half: 4.17 23.3% Game: 7.26 28.9%
FT % 1st Half: 6.7 85.7% 2nd half: 20.27 74.1% Game: 26.34 76.5%

WEST VIRGINIA 74 - 3-0

#	Player	Total			3-Ptr			Rebounds			PF	TP	A	TO	Blk	Stl	Min
		FG	FGA	FT	FTA	FG	FGA	FT	FTA	Off							
05	JONES, Kevin	f	5-11	0-2	2-4	7	4	11	2	12	0	3	0	2	38		
13	KUJULI, Deniz	f	2-6	0-0	2-4	0	3	3	6	1	1	0	1	17			
41	FLOWERS, Jason	f	0-4	0-1	5-7	3	5	8	4	5	3	1	0	28			
03	MITCHELL, Casey	g	9-15	6-12	7-8	2	2	4	4	31	1	3	1	34			
25	BRYANT, Darryl	g	2-11	0-3	7-8	0	4	4	2	11	6	1	0	34			
02	THOROUGHMAN, Cam	g	0-2	0-0	2-2	1	3	4	5	2	2	0	0	17			
21	MAZZULLA, Joe	g	0-2	0-1	1-2	0	2	2	1	1	0	0	0	10			
36	JENNINGS, Dian	g	1-1	0-0	1-2	1	0	1	3	3	0	0	0	8			
32	PEPPER, Dalton	g	1-3	0-2	1-2	0	2	2	3	0	1	0	0	14			
Team			20-55	6-21	28-39	14	28	42	27	74	14	10	3	3	200		

FG % 1st Half: 12.29 41.4% 2nd half: 8.26 30.8% Game: 20.55 36.4%
3FG % 1st Half: 3.9 33.3% 2nd half: 4.17 33.3% Game: 6-21 28.6%
FT % 1st Half: 18.24 75.0% 2nd half: 10-15 66.7

2010-11 GAME RECAPS

Game 4 • Nov. 21, 2010

Vanderbilt..... 72
vs. North Carolina..... 65
San Juan, P.R. (Coliseo de Puerto Rico)

Vanderbilt 72 - 65

#	Player	Total		3-Pr		Rebounds		PF	TP	A	TO	Bk	Sl	Min
		FG	FGA	FT	FTA	Off	Def							
44	TAYLOR, Jeffery	6-13	2-5	1-2	2	5	7	1	15	3	5	2	0	34
54	WALKER, Andre	1-1	0-0	0-0	0	0	0	5	2	0	0	1	1	17
03	EZELI, Festus	5-7	0-0	5-7	4	5	9	4	15	1	2	1	1	25
01	TINSLEY, Brad	2-6	1-3	3-4	0	2	2	8	5	0	0	1	1	31
23	JENKINS, John	2-10	2-7	10-12	0	2	2	16	0	5	0	0	0	37
05	GOULBOURNE, Lance	3-4	1-1	2-2	2	6	8	3	9	1	4	0	0	20
11	FULLER, Kyle	1-3	0-1	0-0	0	0	0	0	2	0	2	0	0	12
33	TCHENGANG, Steve	1-1	0-0	0-0	1	1	2	1	2	2	0	0	0	15
45	ODUM, Rod	1-2	1-1	0-0	0	1	2	3	0	0	0	0	0	9
Team		22-47	7-18	21-27	10	24	34	20	72	14	21	4	5	200

FG % 1st Half: 14.2%	63.0%	2nd half: 8.25	32.0%	Game: 22:47	46.8%	Deatball
3FG % 1st Half: 5.9	66.7%	2nd half: 1.9	11.1%	Game: 7:18	38.9%	Rebound:
FT % 1st Half: 5.6	63.3%	2nd half: 16.21	78.2%	Game: 21:27	77.8%	

NORTH CAROLINA 65 - 22

#	Player	Total		3-Pr		Rebounds		PF	TP	A	TO	Bk	Sl	Min
		FG	FGA	FT	FTA	Off	Def							
31	John Henson	0-2	0-0	2-6	4	4	8	3	2	0	6	0	1	16
40	Harrison Barnes	4-12	0-3	3-4	2	4	3	11	2	1	1	2	0	29
44	Tyler Zeller	7-13	0-0	6-6	3	7	10	4	20	1	1	2	0	33
01	Dexter Strickland	3-6	0-0	0-0	2	1	3	6	1	4	0	1	0	26
11	Larry Drew II	2-5	1-3	0-0	0	1	1	2	5	1	0	1	1	23
02	Leslie McDonald	2-7	0-3	1-2	1	0	1	3	5	0	2	0	0	16
05	Kendall Marshall	0-0	0-0	1-2	0	1	1	2	1	2	0	1	0	17
24	Justin Watts	0-1	0-0	0-0	0	2	2	1	0	0	1	0	0	7
25	Justin Knox	0-2	0-0	5-7	0	1	3	5	1	4	0	0	0	18
35	Reggie Bullock	4-6	2-2	0-0	1	1	2	1	10	0	1	0	1	15
Team		22-54	3-11	18-27	15	20	35	25	65	8	22	3	8	200

FG % 1st Half: 12.2%	42.9%	2nd half: 10.26	38.9%	Game: 22:54	40.7%	Deatball
3FG % 1st Half: 0.4	0.0%	2nd half: 3.7	42.9%	Game: 3:11	27.3%	Rebound:
FT % 1st Half: 5.9	63.3%	2nd half: 18.18	72.2%	Game: 18:27	66.7%	

Officials: Jamie Luckie, Randy Heimerlman, Kevin Martin
Technical foul: Vanderbilt:None, NORTH CAROLINA:None
Attendance: 13,988
Game 1 of the 2010 Honda Puerto Rico Tip-Off (Third Place Game)

Score by periods	1st	2nd	Total
Vanderbilt	39	33	72
NORTH CAROLINA	29	36	65

Last FG - VU 2nd-01:35, NC 2nd-00:01
Largest lead - VU by 14 1st-00:59, NC by 4 1st-19:19

SAN JUAN, P.R. - John Jenkins scored 16 points, and Festus Ezeli and Jeffery Taylor each had 15 to lead Vanderbilt to a 72-65 win over No. 8 North Carolina on Sunday night in the Puerto Rico Tip-Off tournament.

The Commodores (3-1) beat a top-10 team for the first time since knocking off No. 1 Tennessee on Feb. 26, 2008.

UNC's Tyler Zeller had 20 points and 10 rebounds for North Carolina, and freshman Harrison Barnes rebounded from a poor performance to score 11.

Outside of Zeller, the Tar Heels had no offensive threat inside or out. He made seven baskets, and no one else made more than four.

That wasn't a problem for the Commodores. Taylor and Ezeli were tough inside, with 16 rebounds and three blocked shots between them. Jenkins did his work from the free-throw line with a 10-for-12 effort that first built the lead, then helped Vanderbilt keep it for the win. The Commodores bounced back after losing in the final seconds to West Virginia on Friday.

The Tar Heels had made a last gasp effort for the win when they got the ball inside to Zeller, who got the basket and the foul. Vanderbilt forward Andre Walker fouled out on the play and Zeller made the free throw to make it 59-57.

It wasn't enough. Vanderbilt fattened the lead from the free-throw line and Taylor slid down the baseline for a bank-layup and a 65-58 lead. Lance Goulbourne slammed home a 3-point miss for a seven-point lead with 1:20 left.

- Notes**
- The Commodores finished the 2010 Honda Puerto Rico Tip-Off with a 2-1 record after knocking off North Carolina Sunday.
 - The series record moves to 6-4 in favor of North Carolina. It was the first meeting between the two schools since 1995.
 - Vanderbilt knocked off a top 10 team for the first time since defeating number one Tennessee, 72-69, on Feb. 26, 2008. The Commodores are now 82-101 in games against teams in the AP Top 25 all-time (since 1949) and 7-13 on neutral floors.

Game 5 • Nov. 24, 2010

Grambling State..... 59
vs. Vanderbilt..... 92
Nashville, Tenn. (Memorial Gym)

Grambling State 59 - 45

#	Player	Total		3-Pr		Rebounds		PF	TP	A	TO	Bk	Sl	Min
		FG	FGA	FT	FTA	Off	Def							
11	PATTON, Justin	1-5	0-2	0-1	0	4	4	4	2	1	1	0	0	24
30	FURTERADO, Lance	8-17	3-9	1-5	2	2	4	5	20	2	3	0	1	34
40	ROBERSON, Peter	1-5	0-0	0-0	1	0	1	2	2	0	0	2	0	18
00	HOBSBS, Derron	2-8	0-3	2-2	0	1	2	6	3	2	0	0	0	23
02	QUALLS, Donald	4-12	3-7	0-0	1	0	1	11	0	0	0	2	24	
01	HARRIS, Rydel	1-5	0-0	0-0	0	2	4	0	2	4	0	0	0	15
12	BOATNER, T. Rashard	2-8	2-7	0-0	0	1	2	6	3	1	0	1	0	20
21	ROSE, Rupert	1-6	1-1	0-0	0	2	2	3	2	3	2	0	2	16
32	JOHNSON, Yandarius	0-0	0-0	0-0	0	0	0	1	0	0	0	0	0	2
42	BRITT-BLACK, Chris	3-5	0-0	1-4	2	3	4	7	1	1	0	1	0	22
33	DANNIDIGE, Steven	0-0	0-0	0-0	0	0	0	1	0	0	0	0	0	2
Team		23-71	9-29	4-12	11	15	26	23	59	13	11	2	7	200

FG % 1st Half: 16.39	41.0%	2nd half: 7.32	21.9%	Game: 23:71	32.4%	Deatball
3FG % 1st Half: 5-15	33.3%	2nd half: 4-14	28.6%	Game: 9-29	31.0%	Rebound:
FT % 1st Half: 1-1	100.0%	2nd half: 3-11	27.3%	Game: 4-12	33.3%	

Vanderbilt 92 - 41

#	Player	Total		3-Pr		Rebounds		PF	TP	A	TO	Bk	Sl	Min
		FG	FGA	FT	FTA	Off	Def							
44	TAYLOR, Jeffery	1-8	0-1	2-2	0	2	2	0	4	1	0	1	0	12
54	WALKER, Andre	1-2	0-1	0-0	2	4	6	11	4	3	1	4	0	26
03	EZELI, Festus	2-6	0-0	7-10	9	4	13	3	11	1	4	1	0	21
01	TINSLEY, Brad	4-14	1-4	5-7	0	4	4	14	5	5	0	0	0	28
23	JENKINS, John	7-8	4-9	4-4	2	2	4	0	22	2	1	0	0	26
05	GOULBOURNE, Lance	2-6	1-1	1-2	3	9	12	1	6	0	2	2	0	21
11	MERIWETHER, Chris	0-0	0-0	0-0	0	0	0	0	2	0	0	0	0	3
10	FULLER, Kyle	1-4	0-1	0-0	0	1	1	2	3	0	0	0	0	16
12	SMART, Jordan	0-1	0-1	0-0	0	1	1	0	0	0	0	0	0	5
14	NOLL, Aaron	0-0	0-0	0-0	0	2	2	0	0	0	0	0	0	3
33	TCHENGANG, Steve	3-8	2-5	4-4	3	4	7	3	12	0	1	0	0	16
45	ODUM, Rod	2-7	1-5	3-4	3	5	8	1	8	0	1	0	0	19
50	DUFFY, Joe	5-3	1-1	2-4	0	0	0	0	9	0	0	0	0	4
Team		27-66	10-29	28-37	25	40	65	12	92	17	17	5	4	200

FG % 1st Half: 12-36	33.3%	2nd half: 15-30	50.0%	Game: 27-66	40.9%	Deatball
3FG % 1st Half: 5-16	31.3%	2nd half: 5-13	38.5%	Game: 10-29	34.5%	Rebound:
FT % 1st Half: 11-14	78.6%	2nd half: 17-23	73.9%	Game: 28-37	75.7%	

Officials: Tony Greene, Mike Nance, Patrick Evans
Technical foul: Grambling State:None, Vanderbilt:None
Attendance: 12,270
Intentional Foul by Grambling State 21 at 4:52 1st Half

Score by periods	1st	2nd	Total
Grambling State	33	21	54
Vanderbilt	40	52	92

Last FG - GRAM 2nd-02:19, VU 2nd-01:59
Largest lead - GRAM by 12 1st-15:15, VU by 33 2nd-00:26

Points	In	Off	2nd	Fast
Grambling State	22	18	13	8
Vanderbilt	19	11	10	11

Score tied - 5 times
Lead changed - 7 times

Game 6 • Nov. 27, 2010

Appalachian State..... 73
vs. Vanderbilt..... 86
Nashville, Tenn. (Memorial Gym)

Appalachian State 73 - 22

#	Player	Total		3-Pr		Rebounds		PF	TP	A	TO	Bk	Sl	Min
		FG	FGA	FT	FTA	Off	Def							
50	WILLIAMSON, Andre	4-8	0-0	3-3	1	5	6	4	11	1	1	2	0	28
54	HANLEY, Patey	5-7	0-0	1-2	1	3	4	3	11	1	1	0	1	34
00	SIMS, Donald	9-19	4-9	5-5	1	1	2	27	2	2	0	2	0	38
21	CARTER, Omar	6-14	1-1	4-9	4	4	8	1	17	0	2	0	2	34
33	WOODS, Mitch	0-1	0-0	0-2	0	3	3	0	7	2	0	1	0	28
11	HEALY, Nathan	0-3	0-2	0-0	2	0	2	0	0	2	0	0	0	19
12	WRIGHT, Marcus	1-1	1-1	0-0	0	0	0	0	1	3	0	1	0	6
15	BOOTH, Jeremi	1-2	1-2	1-2	0	3	3	4	0	0	0	0	2	13
Team		26-55	7-15	14-23	10	20	30	14	73	11	12	2	8	200

FG % 1st Half: 15.28	53.6%	2nd half: 11:27	40.7%	Game: 26:55	47.3%	Deatball
3FG % 1st Half: 4.8	50.0%	2nd half: 3.7	42.9%	Game: 7:15	46.7%	Rebound:
FT % 1st Half: 2.6	33.3%	2nd half: 12:17	70.6%	Game: 14:24	60.9%	

Vanderbilt 86 - 51

#	Player	Total		3-Pr		Rebounds		PF	TP	A	TO
---	--------	-------	--	------	--	----------	--	----	----	---	----

2010-11 GAME RECAPS

Game 7 • Dec. 1, 2010

Western Kentucky 62
at Vanderbilt 82
Nashville, Tenn. (Memorial Gym)

Western Kentucky 62 - 3-4

#	Player	Total		3-Pr		Rebounds		PF	TP	A	TO	Bk	Stl	Min	
		FG	FGA	FT	FTA	Off	Def								
01	Kerusch, Sergio	f	6-11	0-3	0-1	1	2	3	1	12	2	1	0	1	28
02	Pattillo, Juan	f	7-13	0-0	4-5	1	6	7	2	18	0	5	1	2	32
30	Pettigrew, Steffphon	f	2-4	0-1	0-0	4	1	5	4	4	2	4	1	1	31
12	Brown, Ken	g	1-5	0-2	2-2	0	3	3	2	4	3	0	0	2	24
23	Peters, Brandon	g	1-6	1-2	2-3	1	2	3	1	5	1	5	0	1	16
03	McDonald, Kahlil	g	0-0	0-0	0-0	0	3	3	1	0	2	0	0	14	
05	Dixon, Cliff	g	3-6	0-0	0	3	2	5	2	6	1	2	1	0	13
10	Dickerson, Caden	g	4-8	3-6	1-3	0	0	0	12	1	0	0	0	4	26
14	Crook, Jamal	g	0-0	0-0	0-0	0	0	0	0	1	0	1	0	1	7
16	Anyigbo, Kene	g	0-0	0-0	1-2	0	0	0	1	1	0	0	0	3	
20	Gabbard, Mike	g	0-1	0-1	0-0	0	0	0	0	0	0	0	0	6	
Team			24-60	4-20	10-16	11	21	31	14	62	14	22	3	12	200

FG % 1st Half: 6.2% 2nd Half: 16.3% 3rd Half: 50.0% 4th Half: 40.0%
3FG % 1st Half: 1.9 2nd Half: 3.1 3rd Half: 27.3% 4th Half: 20.0%
FT % 1st Half: 0.0 2nd Half: 10-16 62.5% 3rd Half: 4-5 80.0% 4th Half: 10-16 62.5%

Vanderbilt 82 - 6-1

#	Player	Total		3-Pr		Rebounds		PF	TP	A	TO	Bk	Stl	Min	
		FG	FGA	FT	FTA	Off	Def								
44	TAYLOR, Jeffery	f	4-13	1-4	4-4	2	4	6	2	13	3	5	0	0	28
44	WALKER, Andre	f	2-4	0-0	0-0	0	0	1	4	8	2	1	1	21	
03	EZELI, Festus	c	7-7	0-0	1-1	2	3	2	14	0	0	3	0	20	
01	TINSLEY, Brad	g	2-4	0-0	2-2	0	3	3	2	6	4	4	0	21	
23	JENKINS, John	g	7-13	5-10	2-2	0	5	5	21	1	3	0	0	29	
05	GOULBOURNE, Lance	g	1-1	0-0	0-0	1	1	2	0	3	2	0	3	19	
10	MERIWETHER, Chris	g	0-1	0-0	0-0	0	1	1	0	0	0	0	0	2	
11	FULLER, Kyle	g	1-3	1-3	0-0	0	1	1	2	3	3	0	0	19	
12	SMART, Jordan	g	0-0	0-0	0-0	0	0	0	0	0	0	0	0	2	
14	NOLL, Aaron	g	0-0	0-0	0-0	0	0	0	0	0	0	0	0	2	
23	CHHENGANG, Steve	g	1-4	1-3	0-0	1	3	4	1	2	1	0	1	18	
46	ODOM, Rod	g	4-6	3-3	0-0	3	3	6	2	11	1	2	0	17	
20	DUFFY, Joe	g	1-1	0-0	2-3	0	0	0	4	0	0	0	0	2	
Team			30-57	11-23	11-14	9	25	34	14	82	23	23	4	7	200

FG % 1st Half: 14.3% 2nd Half: 16.27 3rd Half: 50.0% 4th Half: 59.3%
3FG % 1st Half: 6.12 2nd Half: 5.11 3rd Half: 45.5% 4th Half: 47.8%
FT % 1st Half: 1.2 2nd Half: 10-12 83.3% 3rd Half: 11-14 78.6% 4th Half: 11-14 78.6%

Officials: Tom Eades, Bert Smith, Brian Shey
Technical fouls: Western Kentucky-None, Vanderbilt-None.
Attendance: 13,877

Score by periods	1st	2nd	3rd	Total
Western Kentucky	17	45	62	82
Vanderbilt	35	47	82	82

Last FG - WKU 2nd-00:28, VU 2nd-00:07
Largest lead - WKU None, VU by 24 2nd-03:42

Score tied - 0 times
Lead changed - 0 times

NASHVILLE - John Jenkins scored 21 points, hitting 5 of 10 from 3-point range, to lead Vanderbilt to an 82-62 win over Western Kentucky.

Jenkins, who has led the Commodores (6-1) in scoring the past six games, hit a 3-pointer on the right wing to give Vanderbilt a 22-10 lead and the Hilltoppers (3-4) never got within single digits again.

Festus Ezeli added 14 points for the Commodores. The 6-foot-11 junior from Nigeria, who stood a good 5 inches taller than anyone in the Western Kentucky starting lineup, hit all seven of his field-goal attempts and blocked three shots.

Juan Pattillo led Western Kentucky with 18 points and Sergio Kerusch and Caden Dickerson each added 12.

Vanderbilt took a 35-17 lead into halftime. The Commodores shot 50 percent from 3-point range (6 of 12), including three consecutive 3s as part of an 11-0 run that pushed their lead to 35-13.

Jenkins had eight points at the break. Odom had six on the strength of two 3-pointers and Ezeli had six.

Western Kentucky committed 16 turnovers in the first half that led to 17 points the other way.

Vanderbilt didn't take great care of the ball in a sloppy first half either, turning it over 12 times. But the Hilltoppers couldn't take advantage, shooting just 8 of 28 (28.6 percent) and making 1 of 9 3 pointers.

Notes

- Western Kentucky's 17 first-half points were the least Vanderbilt has allowed since heading into the half up 31-17 on Middle Tennessee State on November 24, 2008.
- The eight field goals made by Western Kentucky are the least Vanderbilt has allowed this season.
- Vanderbilt recorded a season-high seven steals, the most since taking away eight against Florida on March 2, 2010.
- The Commodores had a season-high 23 assists, breaking the previous best of 22 set against Presbyterian on November 12, 2010.
- Vanderbilt's 11 three-point field goals are the most since making 12 against Tennessee State on December 19, 2009.

Game 8 • Dec. 4, 2010

Belmont 76
at Vanderbilt 85
Nashville, Tenn. (Memorial Gym)

Belmont 76 - 5-2

#	Player	Total		3-Pr		Rebounds		PF	TP	A	TO	Bk	Stl	Min	
		FG	FGA	FT	FTA	Off	Def								
34	HEDGEPETH, Mick	f	6-12	2-5	2-2	0	5	5	2	16	0	0	0	1	28
46	BAKER, Brandon	f	1-5	1-3	2-2	1	1	2	5	0	2	0	0	1	17
01	HANLEN, Drew	g	0-3	0-2	4-4	0	0	0	4	4	2	0	0	26	
13	HOUSE, Jon	g	3-3	0-0	2-2	0	1	1	4	8	2	1	0	1	17
21	CLARK, Ian	g	3-7	1-4	2-2	0	1	1	2	9	2	3	0	1	31
02	JEROME, Brian	g	0-3	0-3	0-0	1	1	2	3	2	0	0	0	7	
10	JOHNSON, Kerron	g	5-8	0-0	3-3	1	1	2	3	13	3	0	0	17	
14	MANN, J.J.	g	0-3	0-2	0-0	0	0	0	2	0	0	0	0	7	
23	SAUNDERS, Scott	g	2-4	0-0	1-2	2	2	4	3	5	0	1	1	11	
24	BARNES, Adam	g	0-0	0-0	0-0	0	0	0	0	0	0	0	0	1	
30	NOACK, Trevor	g	0-3	0-3	2-3	0	2	2	0	2	0	0	0	12	
32	CAMPBELL, Jordan	g	4-5	3-4	1-2	0	1	1	4	12	1	1	0	1	26
Team			25-56	7-23	19-22	6	19	25	32	76	12	15	1	8	200

FG % 1st Half: 13.29 44.8% 2nd Half: 12.27 44.4% 3rd Half: 41.11 36.4% 4th Half: 31.25 25.0%
3FG % 1st Half: 15.4 63.3% 2nd Half: 14.16 57.9% 3rd Half: 14.16 57.9% 4th Half: 19.22 66.4%

Vanderbilt 85 - 7-1

#	Player	Total		3-Pr		Rebounds		PF	TP	A	TO	Bk	Stl	Min	
		FG	FGA	FT	FTA	Off	Def								
44	TAYLOR, Jeffery	f	5-11	1-2	5-7	2	6	8	2	16	2	4	0	2	37
46	ODOM, Rod	f	2-3	2-2	0-0	0	0	0	3	6	0	5	0	1	17
03	EZELI, Festus	c	7-9	0-0	10-14	6	4	10	3	24	0	1	3	4	25
01	TINSLEY, Brad	g	4-7	2-3	4-6	0	5	5	0	14	2	2	0	0	34
23	JENKINS, John	g	1-7	0-2	8-9	1	2	3	1	10	2	1	0	1	34
05	GOULBOURNE, Lance	g	3-5	1-2	8-9	0	6	6	3	15	2	4	0	14	
11	FULLER, Kyle	g	0-2	0-1	0-0	0	2	2	0	2	1	0	0	0	25
23	CHHENGANG, Steve	g	0-0	0-0	0-0	2	2	4	0	1	2	0	0	14	
Team			22-44	6-12	35-45	11	28	39	17	85	11	20	3	8	200

FG % 1st Half: 10.23 43.5% 2nd Half: 12.21 67.1% 3rd Half: 24 50.0% 4th Half: 4.8 50.0%
3FG % 1st Half: 2.4 50.0% 2nd Half: 4.8 50.0% 3rd Half: 20.31 60.9% 4th Half: 10.14 71.4%

Officials: Doug Shows, Mike Thibodeaux, Earlie Pfeiffer
Technical fouls: Belmont-None, Vanderbilt-TAYLOR, Jeffery
Attendance: 13,902

Score by periods	1st	2nd	3rd	Total
Belmont	35	41	76	76
Vanderbilt	32	53	85	85

Last FG - BELMONT 2nd-00:10, VU 2nd-00:47
Largest lead - BELMONT by 7 1st-06:21, VU by 13 2nd-03:04

Score tied - 3 times
Lead changed - 6 times

NASHVILLE - Festus Ezeli scored a career-high 24 points and added 10 rebounds as Vanderbilt beat cross-town rival Belmont 85-76.

Ezeli scored 17 points in the second half as the Commodores overcame a 35-32 halftime deficit.

Vanderbilt scored the first six points of the second half and never trailed again. The Commodores shot 57 percent (12 of 21) over the final 20 minutes.

Jeffery Taylor added 16 points and eight rebounds for the Commodores (7-1). Lance Goulbourne had 15 points, and Brad Tinsley added 14 as Vanderbilt attempted 45 free throws -- the most in the Kevin Stallings era (2000-present). The Commodores made 35 of them.

Belmont was led by Mick Hedgepeth with 16 points. Kerron Johnson added 13, and Jordan Campbell had 12.

The scrappy Bruins (5-2) led by as much as seven in the first half before settling for a three-point lead at the break.

Notes

- Vanderbilt recorded its 700th win in Memorial Gym.
- Kevin Stallings is now 4-0 all-time against Belmont.
- Festus Ezeli's 24 points and 10 rebounds marked the first time a Commodore has recorded a 20-10 game since A.J. Ogilvy had 20 points and 12 rebounds against Alabama on February 5, 2009.
- Five Commodores scored in double-figures, the first time it has happened since Jeffery Taylor (18), A.J. Ogilvy (14), John Jenkins (13), Brad Tinsley (13), and Darshawn McClellan (11) did so against Arkansas on February 27, 2010.
- Vanderbilt's 45 free throw attempts were the most in the Stallings era, breaking the previous high of 40 set against Kentucky on February 17, 2009 and Boston College on December 30, 2000.
- The Commodores shot a season-high 50.0% from the three-point line.
- Vanderbilt has trailed at the half three times this season with this game being the first time trailing in Memorial Gym.
- Ezeli had a career-high 24 points, and garnered his second career double-double.

Game 9 • Dec. 8, 2010

Vanderbilt 82
at Missouri 85
Nashville, Tenn. (Memorial Gym)

Vanderbilt 82 - 7-0

#	Player	Total		3-Pr		Rebounds		PF	TP	A	TO	Bk	Stl	Min	
		FG	FGA	FT	FTA	Off	Def								
05	GOULBOURNE, Lance	f	4-7	1-3	2-2	1	6	7	2	11	5	2	1	0	31
44	TAYLOR, Jeffery	f	9-16	0-4	0-1	2	8	10	3	18	4	6	1	0	43
03	EZELI, Festus	c	6-7	0-0	4-10	3	6	9	4	16	0	3	6	1	33
01	TINSLEY, Brad	g	3-9	1-4	0-0	0	3	3	2	7	3	4	0	0	28
23	JENKINS, John	g	7-14	5-10	4-4	0	3	3	4	23	0	1	0	0	41
11	FULLER, Kyle	g	0-2	0-1	1-2	1	0	1	2	1	2	0	0	1	15
33	CHHENGANG, Steve	g	0-1	0-0	0-0	2	2	0	2	0	0	1	0	1	12
46	ODOM, Rod	g	2-3	2-3	0-1	0	1	1	1	6	1	0	2	4	14
Team			31-59	9-25	11-22	8	32	40	18						

2010-11 GAME RECAPS

Game 10 • Dec. 18, 2010

SE Louisiana 52
 at Vanderbilt 85
Nashville, Tenn. (Memorial Gym)

Southeastern Louisiana 52 - 54													
#	Player	Total	3-Pr	Rebounds			PF	TP	A	TO	Bk	Stl	Min
		FG	FGA	FT	FTA	Off	Def	Total					
10	Johnson, Roosevelt	1-5	0-0	0-0	2	1	3	4	2	0	2	0	14
20	Patterson, DeShawn	1-4	0-1	0-0	0	5	5	2	2	0	0	0	21
21	Ndoumba, David	1-4	0-0	1-2	2	4	6	3	5	1	2	2	29
01	Hutchins, Trent	2-10	1-7	0-0	1	0	1	0	5	0	3	0	26
05	Fortenberry, Brandon	1-7	0-2	0-0	0	2	2	2	2	1	4	0	3
03	Marks, Jason	1-1	0-0	0-0	0	3	3	4	2	0	0	0	8
22	Campbell, Jeremy	0-1	0-0	0-0	1	1	2	0	0	0	0	0	7
24	Harre, Michael	1-6	0-1	0-0	0	1	1	0	2	2	1	0	15
25	Benton, Antonio	4-11	1-2	1-1	3	0	3	2	10	0	1	0	20
30	Dixon, Gary	5-13	4-9	2-3	1	4	5	1	16	2	1	0	31
40	Lockett, Josh	3-5	0-0	0-0	2	2	4	0	6	0	0	0	9
Team		1-1		0-0		1-1		0-0		0-0		0-0	
Totals		21-47	6-22	4-6	16	24	40	18	52	8	14	2	6
FG % 1st Half: 9.2%		32.1%	2nd half: 12.3%	30.8%	Game: 21-47		31.3%	Deatball					
3FG % 1st Half: 3.8%		37.5%	2nd half: 3-14	21.4%	Game: 6-22		27.3%	Rebound					
FT % 1st Half: 5.5%		60.0%	2nd half: 1-1	100.0%	Game: 4-6		66.7%	3					

Vanderbilt 85 - 82													
#	Player	Total	3-Pr	Rebounds			PF	TP	A	TO	Bk	Stl	Min
		FG	FGA	FT	FTA	Off	Def	Total					
04	GOULBOURNE, Lance	4-9	1-3	4-8	3	5	8	0	13	1	1	1	29
44	TAYLOR, Jeffery	5-10	1-3	4-7	1	4	5	1	15	3	2	0	24
03	EZELI, Festus	3-5	0-0	2-4	2	5	7	2	8	0	2	1	20
01	TINSLEY, Brad	4-5	1-2	0-0	0	5	5	0	9	7	0	0	28
03	JENKINS, John	4-10	4-8	0-0	0	1	1	0	12	0	0	0	28
11	FULLER, Kyle	1-2	1-2	0-0	0	2	1	3	3	2	0	0	19
12	SMART, Jordan	1-1	1-1	0-0	0	2	2	0	3	1	0	0	7
24	TCHIENGANG, Steve	5-8	2-3	3-3	2	3	5	2	15	0	1	1	20
45	ODOM, Rod	2-6	2-4	1-2	2	3	5	2	7	0	1	0	19
59	DUFFY, Joe	0-0	0-0	0-0	0	0	0	4	0	1	1	0	6
Team		0-2		0-2		0-2		0-2		0-2		0-2	
Totals		29-56	13-26	14-24	10	32	42	12	85	16	9	6	6
FG % 1st Half: 20.3%		62.0%	2nd half: 9-24	37.5%	Game: 29-56		51.8%	Deatball					
3FG % 1st Half: 8.1%		53.3%	2nd half: 5-11	45.5%	Game: 13-26		50.0%	Rebound					
FT % 1st Half: 5-9		55.6%	2nd half: 9-15	60.0%	Game: 14-24		58.3%	3					

Officials: Gary Maxwell, Ron Grover, Steven Anderson
 Technical fouls: Southeastern Louisiana None; Vanderbilt None.
 Attendance: 1262

Score by periods	1st	2nd	Total
Southeastern Louisiana	24	28	52
Vanderbilt	53	32	85

Last FG - SLU 2nd 00:00, VU 2nd 00:16
 Largest lead - SLU None, VU by 36 2nd 01:42

NASHVILLE - Jeffery Taylor and Steve Tchiengang had 15 points each and Vanderbilt hit a season-high 13 3-pointers to breeze past Southeastern Louisiana 85-52.

Eight different Commodores made a 3-pointer. Vanderbilt (8-2) shot 50 percent (13 of 26) from long distance, but only a little better from the free-throw line (14 of 24).

It was a career high for Tchiengang, who at 6 feet 9 stepped out and hit two 3-pointers. Lance Goulbourne had 13 points, and John Jenkins added 12 on a team-high four 3-pointers.

The Lions (5-4) were led by Gary Dixon, who came off the bench to score 16. Antonio Benton added 10 as the Southeastern Louisiana bench outscored its starters 36-16.

The Commodores rolled up a 53-24 halftime lead behind a sizzling shooting performance. They converted 62.5 percent (20 of 32) from the floor. It was the most points they had scored in a first half since Nov. 24, 2007, against Bradley in the Cancun Challenge.

Vanderbilt hit eight 3-pointers in the opening 20 minutes. Jenkins knocked down three of them, and freshman Rod Odom had a pair.

Jenkins' trey with 47 seconds to go until halftime gave Vanderbilt its largest lead of the half at 53-19. The Commodores shot 53.3 percent (8 of 15) from long range in the opening stanza.

- Notes**
- Vanderbilt made a season-high 13 three-point buckets, topping the previous high of 11 made in an 82-62 win over Western Kentucky on December 1.
 - Six different Commodores made a three-point shot for the third game this year.
 - VU shot 50% or better for the fifth consecutive game and the sixth game of 2010-11.
 - Vanderbilt's nine turnovers are a season-low.
 - Steve Tchiengang had a career-high 15 points.
 - Jordan Smart recorded his first career points when he made a three-point basket in the second half.

Game 11 • Dec. 21, 2010

Vanderbilt..... 72
 at MTSU..... 53
Murfreesboro, Tenn. (Murphy Center)

Vanderbilt 72 - 92													
#	Player	Total	3-Pr	Rebounds			PF	TP	A	TO	Bk	Stl	Min
		FG	FGA	FT	FTA	Off	Def	Total					
01	TINSLEY, Brad	3-10	2-6	2-2	0	3	3	0	10	2	0	2	34
03	EZELI, Festus	5-8	0-0	5-12	1	2	3	2	15	0	0	1	16
23	JENKINS, John	5-9	3-5	3-8	1	2	3	2	16	1	2	3	32
44	TAYLOR, Jeffery	4-7	2-4	8-10	0	4	4	2	18	2	4	0	31
45	ODOM, Rod	1-4	1-4	0-0	3	3	6	4	3	2	2	0	25
02	MENKEMER, Chris	0-0	0-0	0-0	0	0	0	0	0	0	0	0	2
11	FULLER, Kyle	0-3	0-2	0-0	1	3	4	0	0	0	2	0	18
12	SMART, Jordan	0-1	0-1	0-0	0	2	2	0	0	0	0	0	3
23	TCHIENGANG, Steve	2-3	0-1	4-4	0	3	3	8	2	2	1	0	23
60	DUFFY, Joe	0-1	0-0	2-2	1	4	5	3	2	2	1	0	16
Team		0-3		0-3		0-3		0-3		0-3		0-3	
Totals		20-46	8-23	24-36	7	29	36	19	72	11	12	6	200
FG % 1st Half: 14.2%		51.9%	2nd half: 6-19	31.6%	Game: 20-46		43.5%	Deatball					
3FG % 1st Half: 7.1%		50.0%	2nd half: 1-9	11.1%	Game: 8-23		34.8%	Rebound					
FT % 1st Half: 6-10		60.0%	2nd half: 18-26	69.2%	Game: 24-36		66.7%	6					

Middle Tennessee 53 - 48													
#	Player	Total	3-Pr	Rebounds			PF	TP	A	TO	Bk	Stl	Min
		FG	FGA	FT	FTA	Off	Def	Total					
03	Gallman, James	2-5	1-3	0-0	0	2	2	3	5	0	2	0	17
12	Jones, Shawn	1-3	0-0	2-2	2	0	2	5	4	0	1	0	7
15	Washington, James	3-10	2-6	2-2	0	2	2	3	10	2	2	0	32
22	Jones, Jason	6-9	1-1	2-3	2	4	6	4	15	0	1	0	24
30	Sutton, JT	0-6	0-0	1-2	2	4	6	0	1	3	0	0	28
05	Emanuel, Ed	4-10	0-1	0-0	0	5	5	0	8	2	0	0	20
20	Oden, Jimmy	0-2	0-1	0-0	0	0	1	0	0	0	3	0	10
24	Hammonds, Kerry	2-5	1-3	1-2	0	3	3	6	1	1	0	0	19
31	Charles, Trevor	1-1	0-0	0-0	0	0	0	0	0	0	0	0	11
32	Obley, Trevor	0-0	0-0	0-0	1	0	1	5	0	0	1	0	9
35	Hunt, Kyle	1-3	0-0	0-3	0	2	4	2	1	1	1	0	23
Team		2-3		2-3		2-3		2-3		2-3		2-3	
Totals		20-54	8-18	8-14	9	25	34	28	53	7	15	3	200
FG % 1st Half: 11.2%		42.3%	2nd half: 9-28	32.1%	Game: 20-54		37.0%	Deatball					
3FG % 1st Half: 2.6%		33.3%	2nd half: 3-8	37.5%	Game: 8-18		44.4%	Rebound					
FT % 1st Half: 3-5		60.0%	2nd half: 5-9	55.6%	Game: 8-14		57.1%	2					

Officials: Samuel Croft, Raymond Natili, Tim Gattis
 Technical fouls: Vanderbilt None; Middle Tennessee None.
 Attendance: 6820

Score by periods	1st	2nd	Total
Vanderbilt	41	31	72
Middle Tennessee	27	26	53

Last FG - VU 2nd 04:30, MT 2nd 01:15
 Largest lead - VU by 35 2nd 02:46, MT by 2 1st 01:32

MURFREESBORO - Jeffery Taylor led four Vanderbilt players in double figures with 18 points as the Commodores beat rival Middle Tennessee 72-53.

John Jenkins added 16 points, Festus Ezeli had 15, and Brad Tinsley 10 for Vanderbilt.

The Commodores (9-2) played without forwards Lance Goulbourne and Andre Walker. Goulbourne, the team's second-leading rebounder at 6.7 per game, was not on the bench but was in attendance.

Walker, who started the first seven games, has missed the past four with mononucleosis. He's scheduled to make his return for Vanderbilt's next game, Dec. 29 at home against Marquette.

The Commodores built a 14-point lead at the half and the Blue Raiders (4-8) never got closer than eight in the second half. Vanderbilt shot 36 free throws, 26 in the second half, to just 14 for Middle Tennessee.

Jason Jones led Middle with 15 points. The Blue Raiders have lost four in a row.

Vanderbilt had its largest lead of the first half, 41-27, at the half when Brad Tinsley went coast to coast with an inbounds pass after a free throw by Middle's Kerry Hammonds. Tinsley's layup came a second before the buzzer.

The Blue Raiders had cut the lead to six at 30-24 with 1:53 to go when Jenkins took over. He scored nine of his 11 first-half points in a 60-second span beginning at 1:38 when he grabbed an offensive rebound along the left baseline and hit a stepback 3-pointer.

Jenkins followed with a steal near halfcourt, drove the right side, made the layup and converted the three-point play after getting fouled by Middle's Kyle Hunt. Forty-nine seconds later Jenkins' long 3-pointer up top made it 39-26.

- Notes**
- The Commodores improved to 1-1 in true road contests. Tuesday night's game was Vanderbilt's last non-conference road trip of the 2010-11 season. VU next ventures on the road in their SEC opener against South Carolina on January 8 and the sixth game of 2010-11.

Game 12 • Dec. 29, 2010

Marquette..... 76
 at Vanderbilt 77
Nashville, Tenn. (Memorial Gym)

Marquette 76 - 94													
#	Player	Total	3-Pr	Rebounds			PF	TP	A	TO	Bk	Stl	Min
		FG	FGA	FT	FTA	Off	Def	Total					
32	CROWDER, Jae	3-6	0-2	2-2	4	7	11	1	8	2	2	1	35
03	BUTLER, Jimmy	6-9	2-3	1-2	0	4	4	1	15	2	0	0	38
42	OTULE, Chris	6-7	0-0	0-1	1	1	2	4	12	0	1	1	20
01	JOHNSON-ODOM, Darius	5-12	2-4	2-5	0	3	3	14	5	2	0	0	27
23	BUYCKS, Dwight	6-9	1-2	0-0	0	4	4	2	13	4	0	0	24
02	BLUE, Vanders	4-9	0-2	2-3	0	2	2	3	10	3	0	0	22
06	CADOUGAN, Junior	0-1	0-1	0-0	0	0	0	0	0	0	0	0	10
12	WILLIAMS, Erik	0-0	0-0	0-0	0	0	0	0	0	0	0	0	1
21	FULCE, Joseph	1-3	0-0	0-0	1	1	2	4	0	1	0	0	10
44	GARDNER, Davante	1-1	0-0	0-0	0	0	0	0	2	0	0	0	3
Team		0-1		0-1		0-1		0-1		0-1		0-1	
Totals		32-57	5-14	7-13	6	23	29	16	76	17	12		

2010-11 GAME RECAPS

Game 13 • Jan. 2, 2011

Davidson..... 52
at Vanderbilt..... 80
Nashville, Tenn. (Memorial Gym)

Davidson 52 • 7-6		Total		3-Pr		Rebounds		FT-FTA		PF		TP		A TO Bk Stl		Min					
#	Player	FG	FGA	FT	FTA	Off	Def	PF	TP	A	TO	Bk	Stl	Min							
15	COHEN, Jake	1-7	0-2	0-0	0-0	3	3	6	5	2	0	2	0	14							
16	MANN, Clint	1-8	0-0	2-4	2-4	2	4	2	4	0	1	0	0	22							
01	MCKLOFF, Brendan	0-2	0-0	1-0	1-0	1	0	1	0	1	0	0	1	12							
05	KUHLMAN, JP	4-14	1-8	0-0	0-0	2	2	4	3	9	2	3	0	25							
23	DRONEY, Tom	1-6	0-1	0-0	0-0	1	3	3	2	2	3	1	0	23							
12	COCHRAN, Nik	5-14	0-4	1-1	1-1	2	1	3	2	11	3	0	0	26							
24	REIGEL, Will	0-0	0-0	0-0	0-0	2	3	5	2	0	0	0	0	17							
20	BROOKS, DeMon	2-5	0-0	2-3	2-3	4	4	1	3	0	1	0	1	19							
25	ATKINSON, AJ	0-0	0-0	0-0	0-0	0	0	0	0	0	0	0	0	1							
31	DOWNING, Jordan	1-3	0-1	0-0	0-0	1	1	3	2	0	0	0	1	10							
34	BEN-EZE, Frank	0-1	0-0	0-0	0-0	2	2	0	0	0	1	0	0	5							
35	CZERAPOWICZ, Chris	6-13	4-9	0-0	0-0	2	5	7	1	16	0	0	0	20							
42	ALLISON, Ben	1-2	0-0	0-0	0-0	0	0	0	0	2	1	0	0	6							
Team		2-3		2-3		5		5		10		13		3		6					
Totals		22-75	5-27	3-5	19	28	47	26	52	10	13	3	6	200							
FG % 1st Half: 11-38 28.9%		2nd half: 11-37 29.7%		Game: 22-75 29.3%		Rebounds: 5-27 18.6%		Deatball: 19-28 44.7%		3FG % 1st Half: 2-14 14.3%		2nd half: 3-13 23.1%		Game: 5-27 18.6%		FT % 1st Half: 0-0 0.0%		2nd half: 3-5 60.0%		Game: 3-5 60.0%	

Vanderbilt 80 • 11-2		Total		3-Pr		Rebounds		FT-FTA		PF		TP		A TO Bk Stl		Min					
#	Player	FG	FGA	FT	FTA	Off	Def	PF	TP	A	TO	Bk	Stl	Min							
05	GOULBOURNE, Lance	1-5	1-2	4-4	4-4	0	5	1	7	1	1	3	2	27							
44	ODOM, Rod	0-4	0-4	0-0	0-0	1	4	5	0	0	0	0	0	26							
03	EZELI, Festus	3-10	0-0	6-7	1-1	2	12	0	1	4	0	0	0	16							
01	TINSLEY, Brad	4-8	0-0	2-2	2-2	14	4	1	0	2	29	0	0	29							
44	TAYLOR, Jeffery	6-10	1-1	9-10	1-3	4	1	22	4	2	1	25	0	25							
10	MERIWETHER, Chris	0-1	0-0	0-0	0-0	1	1	0	0	0	0	0	0	4							
11	FULLER, Kyle	0-0	0-0	1-2	3-2	6	5	3	0	1	21	0	0	21							
12	SMART, Jordan	0-0	0-0	0-0	0-0	0	0	0	0	0	0	0	0	16							
33	TCHIENGANG, Steve	4-7	2-3	4-8	0-2	2	0	14	0	1	0	0	0	21							
10	DUFFY, Joe	2-4	1-1	0-0	1-4	5	0	5	0	0	0	0	0	15							
Team		0-2		0-2		2		2		10		14		9		6					
Totals		23-53	6-14	28-34	7	34	41	10	80	14	9	8	6	200							
FG % 1st Half: 13-25 52.0%		2nd half: 10-28 35.7%		Game: 23-53 43.4%		Rebounds: 6-14 23.1%		Deatball: 10-28 35.7%		3FG % 1st Half: 5-7 71.4%		2nd half: 1-7 14.3%		Game: 6-14 42.9%		FT % 1st Half: 21-23 91.3%		2nd half: 7-11 63.6%		Game: 28-34 82.4%	

Officials: Tony Greene, Anthony Jordan, Terry Moore
Technical fouls: Davidson None, Vanderbilt None.
Attendance: 13106

Score by periods	1st	2nd	Total
Davidson	24	28	52
Vanderbilt	52	28	80

Last FG - Davidson 12:51, Vanderbilt 20:54
Largest lead - Davidson None, Vanderbilt 34 at 2:25:50

Points in Paint: Davidson 24, Vanderbilt 28
Turnovers: Davidson 24, Vanderbilt 35
Fast Break Points: Davidson 5, Vanderbilt 10
Rebounds in the Paint: Davidson 10, Vanderbilt 25

NASHVILLE - Over the past six games Vanderbilt (No. 24 AP) has gotten used to playing without its roster intact. It's a good thing, too, because it may be a while before coach Kevin Stallings can utilize his full complement of players.

The Commodores (11-2) were without two starters Sunday, including leading scorer John Jenkins. It mattered little, though, as they blasted Davidson 80-52.

Jeffery Taylor scored 22 points for Vanderbilt, while Brad Tinsley and Steve Tchiengang each added 14 and Festus Ezeli chipped in 12. Tinsley, a 6-foot-3 guard, was the game's leading rebounder with 10.

Taylor finished 6 of 10 from the field and 9 of 10 from the free throw line. Vanderbilt shot 43.4 percent (23 of 53) and held Davidson to a season-low 29.3 percent (22 of 75).

Jenkins, a sophomore shooting guard who is averaging 17.8 points per game, and Andre Walker, a 6-7 junior forward who averages 4.1 points, 4.4 rebounds and 3.9 assists, both sustained injuries in practice.

Freshman Chris Czerapowicz had 16 points to lead Davidson (7-6). Jake Cohen, the Wildcats' leading scorer at 14.9 points, was held to a season-low two points. He fouled out with 9:06 to play.

Vanderbilt used a 15-0 run to take a 23-6 lead with 11:05 to go in the first half. Tchiengang started the run with a 3-pointer on the right wing, and Tinsley capped it 5 minutes later with a 3-pointer from almost the identical spot.

- Notes**
- The Commodores led at halftime (52-24) for the eighth time this season. VU is 8-0 on the season when leading at the half.
 - The 28 point halftime lead was the second largest of the season for the Commodores. VU lead SE Louisiana by 29 at halftime (12/18/10)
 - This was the 11th half of 50% or better shooting for the Commodores.
 - This was the fifth half the Commodores held their opponents to below 30% shooting.
 - With 22 points, Jeffery Taylor became the 41st player in Vanderbilt history to score 1,000 points.

Game 14 • Jan. 8, 2011

Vanderbilt..... 75
at South Carolina 83 (ot)
Columbia, S.C. (Colonial Life Arena)

Vanderbilt 75 • 11-3, 0-1		Total		3-Pr		Rebounds		FT-FTA		PF		TP		A TO Bk Stl		Min									
#	Player	FG	FGA	FT	FTA	Off	Def	PF	TP	A	TO	Bk	Stl	Min											
44	TAYLOR, Jeffery	4-16	0-2	6-7	3-3	6	4	14	3	2	0	2	3	39											
03	EZELI, Festus	2-7	0-0	3-6	2-2	4	5	7	0	2	1	0	21												
01	TINSLEY, Brad	2-7	0-3	0-0	0-1	1	1	4	5	2	0	0	39												
05	GOULBOURNE, Lance	3-13	1-3	2-3	3-11	14	2	9	3	0	0	0	38												
23	JENKINS, John	7-17	6-10	7-7	1-4	5	1	27	1	1	0	1	41												
12	COCHRAN, Nik	1-2	0-0	0-1	0-0	0	0	1	2	0	1	0	12												
33	TCHIENGANG, Steve	5-9	0-1	0-0	1-3	4	2	10	1	1	0	0	21												
45	ODOM, Rod	1-3	0-1	0-0	1-3	4	1	2	1	1	0	0	14												
Team		0-0		0-0		3		3		10		14		4		225									
Totals		25-64	7-20	18-24	17	75	14	10	1	4	225	14		4		225									
FG % 1st Half: 13-29 44.8%		2nd half: 11-25 44.0%		OT: 1-10 10.0%		Game: 25-64 39.1%		Deatball: 18-24 75.0%		3FG % 1st Half: 3-11 27.3%		2nd half: 3-5 60.0%		OT: 1-4 25.0%		Game: 7-20 35.0%		Rebounds: FT % 1st Half: 6-9 66.7%		2nd half: 10-14 71.4%		OT: 0-0 0.0%		Game: 18-24 75.0%	

South Carolina 83 • 10-4, 1-0		Total		3-Pr		Rebounds		FT-FTA		PF		TP		A TO Bk Stl		Min									
#	Player	FG	FGA	FT	FTA	Off	Def	PF	TP	A	TO	Bk	Stl	Min											
24	HARRIS, Jeremy	1-1	0-0	2-2	1-2	3	3	4	1	0	1	0	17												
35	JACKSON, Lukeem	7-13	1-1	0-0	1-2	3	0	15	3	0	0	0	40												
44	MULDROW, Sam	6-16	2-7	2-5	7-14	4	16	0	3	10	1	36	0												
02	RICHARDSON, Brian	0-2	0-2	0-0	0-0	0	0	3	0	0	0	0	9												
23	ELLINGTON, Bruce	8-21	6-12	0-1	3-4	7	2	22	4	2	0	2	38												
01	SPRINALE, Stephen	0-0	0-0	0-0	0-0	0	0	0	0	0	0	0	0												
05	SMITH, Eric	2-2	0-0	0-0	0-0	0	0	0	0	0	0	0	0												
12	GALLOWAY, Ramon	5-14	1-5	1-2	1-3	4	2	12	3	1	0	0	35												
15	COOKE, Malik	3-5	0-0	2-2	5-8	13	2	8	1	1	1	1	35												
33	SLAWSON, RJ	1-1	0-0	0-0	0-0	0	0	1	2	1	0	0	3												
Team		1-3		1-3		4		4		17		83		12		9									
Totals		33-75	10-27	7-12	19	29	48	17	83	12	9	12	4	225											
FG % 1st Half: 13-29 44.8%		2nd half: 16-37 43.2%		OT: 4-9 44.4%		Game: 33-75 44.0%		Deatball: 18-24 75.0%		3FG % 1st Half: 2-8 25.0%		2nd half: 7-15 46.7%		OT: 1-4 25.0%		Game: 10-27 37.0%		Rebounds: FT % 1st Half: 2-3 66.7%		2nd half: 3-4 75.0%		OT: 2-5 40.0%		Game: 7-12 58.3%	

Officials: Mike Stuart, Bruce Benedict, Mike Thibodeaux
Technical fouls: Vanderbilt None, South Carolina None.
Attendance: 10439
2011 SEC opener

Score by periods	1st	2nd	OT	Total
Vanderbilt	37	35	3	75
South Carolina	30	42	11	83

Last FG - VU 07:25:51, SC 07:00:16
Largest lead - VU by 14 at 12:43:39, SC by 8 07:00:16

Points in Paint: Vanderbilt 37, South Carolina 30
Turnovers: Vanderbilt 19, South Carolina 29
Fast Break Points: Vanderbilt 3, South Carolina 14
Rebounds in the Paint: Vanderbilt 17, South Carolina 26

COLUMBIA, S.C. - South Carolina was up eight and as the final seconds ticked away, Vanderbilt went up for what appeared to be a meaningless layup.

But the Gamecocks' Sam Muldrow leaped up, got his fingertips on the ball, and ended up in his school's record books, getting just the second triple-double in South Carolina's history in an 83-75 win over the No. 22 Commodores in Columbia.

Muldrow owned overtime, getting five points, including a crucial 3, and four blocks in the extra period.

Freshman Bruce Ellington, in his first league game, got the Gamecocks (10-4, 1-0) to overtime. He scored 12 of the Gamecocks final 15 points in regulation -- burying four 3-pointers in seven minutes, including the final points of the second half that tied it at 72 with 2:09 to go.

He then gave South Carolina its first lead of the game with a layup on the first possession of overtime and his quick pass to Muldrow for an open 3 put South Carolina up 81-75 with 2:18 to go.

Ellington finished with 22 points and has scored at least 20 in five of the first 14 games of his college career.

John Jenkins led Vanderbilt (11-3, 0-1) with 27 points after missing the last game with a concussion. Jeffery Taylor added 14 points and Lance Goulbourne had nine points and 14 rebounds for the Commodores.

Vanderbilt jumped to an 11-point lead in the first 14 minutes of the game. But the Commodores could never put the Gamecocks away.

- Notes**
- Vanderbilt led by seven at the half, 37-30. It was the first time in nine tries this season that the Commodores have lost a game after leading at the half.
 - The Commodores outrebounded South Carolina 21-17 in the first half, but were outrebounded, 48-41, in the game.
 - Head coach Kevin Stallings is now 6-6 in SEC openers.
 - Vanderbilt is now 0-2 in its two overtime games in 2010-11.
 - South Carolina made 10-of-27 threes, the most made threes against the Commodores this season.

Game 15 • Jan. 12, 2011

Georgia 66
at Vanderbilt 73
Nashville, Tenn. (Memorial Gym)

Georgia 66 • 12-3, 1-1 SEC		Total		3-Pr		Rebounds		FT-FTA		PF		TP		A TO Bk Stl		Min	
#	Player	FG	FGA	FT	FTA	Off	Def	PF	TP	A	TO	Bk	Stl	Min			
33	THOMPSON, Trey	5-14	1-5	2-4	1-12	13	4	13	1	2	2	3	35				
50	PRICE, Jeremy	1-6	0-0	0-0	0-0	0	0	5	2	0	1	0	12				
01	LESLIE, Travis	8-16	0-1	5-6	10	3	13	2	21	5	4	0	1	29			
03	WARE, Dustin	9-19	1-7	0-0	0-0	2	3	2	3	4	0	0	31				
22	ROBINSON, Gerald	7-15	3-5	3-3	3	2	5	3	20	2	1	2	34				
02	THORNTON, Marcus	0-1	0-0	0-0	0-2	2	0	0	0	0	0	0	18				
05	BARNES, Chris	0-2	0-0	0-0	1-2	3	4	0	0	2	1	0	11				
15	WILLIAMS, Donie	1-3	0-0	0-0	1-0												

2010-11 GAME RECAPS

Game 16 • Jan. 15, 2011

Vanderbilt 64
 at Tennessee 67
 Knoxville, Tenn. (Thompson-Boling Arena)

Vanderbilt 64 • 12-4, 1-2 SEC													
#	Player	Total FG-FGA	3-Pr FG-FGA	FT-FTA	Rebounds Off Def Tot	PF	TP	A	TO	Bk	Stl	Min	
05	GOULBOURNE, Lance	f 0-1	0-0	0-0	1 5 6	4	0	0	4	1	1	21	
44	TAYLOR, Jeffery	f 5-14	0-3	4-5	2 4 6	0	14	0	3	0	2	37	
03	EZELI, Festus	c 2-5	0-0	5-8	3 3 6	3	9	1	3	6	0	28	
01	TINSLEY, Brad	g 4-8	3-4	1-2	0 6 6	2	12	5	2	1	1	34	
23	JENKINS, John	g 6-10	2-6	7-7	0 4 4	0	21	2	3	0	1	35	
11	FULLER, Kyle	g 1-2	0-0	0-0	0 0 0	0	2	0	1	0	0	10	
33	TCHIENGANG, Steve	g 0-4	0-2	0-0	1 1 2	0	0	0	0	0	0	12	
45	ODOM, Rod	g 3-7	0-3	0-0	2 4 6	4	6	0	0	0	2	22	
50	DUFFY, Joe	g 0-0	0-0	0-0	0 0 0	0	0	0	1	0	0	1	
Team		21-51		5-18	17-22	12	30	42	15	64	8	21	9
Totals		21-51		5-18	17-22	12	30	42	15	64	8	21	9
FG % 1st Half: 11.29		37.9%		2nd half: 10.22		45.9%		Game: 21.61		41.2%		Deadball Rebound: 1	
3FG % 1st Half: 2.9		22.2%		2nd half: 3.9		33.3%		Game: 5.18		27.8%			
FT % 1st Half: 6.8		75.0%		2nd half: 11.4		78.6%		Game: 17.22		77.3%			

Tennessee 67 • 11-6, 1-2 SEC													
#	Player	Total FG-FGA	3-Pr FG-FGA	FT-FTA	Rebounds Off Def Tot	PF	TP	A	TO	Bk	Stl	Min	
12	Harris, Tobias	f 6-13	0-1	3-4	3 6 9	3	15	1	2	0	0	32	
25	Felds, John	f 1-11	0-0	0-0	1 0 1	3	2	0	1	2	0	14	
02	Goins, Melvin	g 1-10	0-1	2-2	2 1 3	1	4	2	1	0	3	31	
23	Tatum, Cameron	g 4-10	2-6	2-2	0 2 2	4	12	1	3	0	0	21	
32	Hopson, Scotty	g 5-20	0-4	0-1	1 5 6	1	16	3	1	0	2	32	
11	Golden, Trae	g 0-1	0-0	0-0	0 0 0	0	0	1	1	0	1	10	
13	McBee, Skylar	g 2-6	2-6	4-4	1 1 2	1	10	1	1	0	3	14	
22	Pearl, Steven	g 0-1	0-0	0-0	0 0 0	2	0	0	1	0	2	8	
24	Bone, Josh	g 0-3	0-1	0-0	0 0 0	3	0	0	0	0	0	12	
33	Williams, Brian	g 4-9	0-0	0-0	8 4 12	3	8	1	0	2	1	26	
Team		26-74		4-19	11-13	10	22	41	21	67	10	41	20
Totals		26-74		4-19	11-13	10	22	41	21	67	10	41	20
FG % 1st Half: 7.35		20.0%		2nd half: 19.39		48.7%		Game: 26.74		35.1%		Deadball Rebound: 1	
3FG % 1st Half: 0.9		0.0%		2nd half: 4.10		40.0%		Game: 4.19		21.1%			
FT % 1st Half: 6.7		85.7%		2nd half: 5.6		83.3%		Game: 11.13		84.6%			

Officials: Doug Showers, Hank Hens, Don Daily
 Technical fouls: Vanderbilt=None, Tennessee=None.
 Attendance: 21,198
 Associated head coach: Tony Jones is acting head coach for Tennessee today.

Score by periods: 1st 2nd Total
 Vanderbilt 30 34 64
 Tennessee 20 47 67

KNOXVILLE - Tobias Harris hit a layup and a pair of free throws in the final 1:09 as Tennessee erased a 17-point deficit to beat Vanderbilt 67-64.

After Harris' layup with 1:09 left and a timeout, John Jenkins stepped out of bounds with 44 seconds left. Melvin Goins missed two shots for the Vols, and Brad Tinsley fouled Brian Williams with 2.7 seconds left as he grabbed the rebound.

Instead of letting Tennessee take the ball in bounds, Rod Odom fouled Tobias Harris, sending him to the line for one-and-one. Harris hit both shots, and Williams stole the ball as Tinsley threw it in bound and the clock ran out.

It was the second time this season the Commodores watched a solid lead unravel. In an 83-75 overtime loss to South Carolina on Jan. 8, the Dores led by 11 points with 8:42 in the second half when the Gamecocks went on a 20-9 run to close out regulation.

Vanderbilt pushed the first-half margin to 17 points on a free throw by Tinsley with 2:03 before halftime, but Tennessee put together a modest 7-0 run to close the half and cut the halftime margin to 30-20 in favor of the Dores.

The Vols used 48.7 percent shooting after the break to slowly chip away at the Commodores' lead, and a 3-pointer by Cameron Tatum with 3:03 to go gave them their first lead of the second half. Harris finished with 15 points, Tatum had 12 and Skylar McBee had 10.

Jenkins led the Commodores (12-4, 1-2) with 21 points, Jeffery Taylor had 14 and Tinsley 12.

- Notes**
- Vanderbilt held Tennessee to 20.0% (7-35) shooting in the first half, the lowest percentage an opponent has had against the Commodores this season.
 - Tennessee's seven first-half field goals are the fewest an opponent has made against Vanderbilt this season and is one lower than Western Kentucky had on December 1.
 - Jenkins recorded his eighth 20-point game of the season (21 points) and tenth of his career.
 - Festus Ezeli's six blocked shots matched a career-high set against Missouri on December 8.

Game 17 • Jan. 19, 2011

Ole Miss 74
 at Vanderbilt 84
 Nashville, Tenn. (Memorial Gym)

Ole Miss 74 • 12-7, 0-4 SEC													
#	Player	Total FG-FGA	3-Pr FG-FGA	FT-FTA	Rebounds Off Def Tot	PF	TP	A	TO	Bk	Stl	Min	
01	Henry, Terrance	f 4-13	0-3	3-4	1 1 2	1	11	1	1	4	4	36	
02	Buckner, Reginald	f 3-8	0-0	0-0	2 3 5	5	6	1	0	1	0	12	
12	Warren, Chris	g 5-15	3-8	4-4	0 3 3	0	17	1	0	0	1	39	
20	Williams, Nick	g 2-4	0-0	0-0	1 3 4	2	4	1	1	0	1	24	
32	Graham, Zach	g 7-17	0-2	0-0	1 4 5	3	14	2	0	1	1	35	
05	Jenkins, John	g 4-5	3-4	6-6	0 1 1	0	2	0	0	0	0	14	
15	Short, Steadman	g 1-3	0-0	1-2	2 2 5	3	0	0	0	0	0	20	
23	Gaskins, Trevor	g 1-4	0-2	0-0	1 0 1	3	2	3	1	0	1	18	
42	Cox, Dimarco	g 0-0	0-0	0-0	0 0 0	1	2	0	0	0	0	2	
Team		27-67		6-20	14-16	9	16	25	22	74	9	6	6
Totals		27-67		6-20	14-16	9	16	25	22	74	9	6	6
FG % 1st Half: 15.32		46.9%		2nd half: 12.35		34.3%		Game: 27.67		40.3%		Deadball Rebound: 2	
3FG % 1st Half: 2.8		33.3%		2nd half: 4.14		28.6%		Game: 6.20		30.0%			
FT % 1st Half: 10.11		90.9%		2nd half: 4.5		80.0%		Game: 14.16		87.5%			

Vanderbilt 84 • 13-4, 2-2 SEC													
#	Player	Total FG-FGA	3-Pr FG-FGA	FT-FTA	Rebounds Off Def Tot	PF	TP	A	TO	Bk	Stl	Min	
05	GOULBOURNE, Lance	f 5-9	1-2	7-9	3 13 16	2	14	5	1	0	1	30	
44	TAYLOR, Jeffery	f 5-12	0-3	6-7	1 7 8	1	15	6	3	0	1	30	
03	EZELI, Festus	c 3-6	0-0	10-12	1 2 3	5	16	1	3	1	0	26	
01	TINSLEY, Brad	g 4-9	2-5	4-4	0 2 2	1	14	1	3	0	0	35	
23	JENKINS, John	g 7-10	4-5	2-2	1 4 5	0	20	1	2	0	0	39	
11	FULLER, Kyle	g 0-1	0-0	0-0	1 0 1	1	0	0	0	0	0	9	
33	TCHIENGANG, Steve	g 0-0	0-0	0-0	1 1 1	0	0	0	0	0	0	9	
45	ODOM, Rod	g 2-3	1-1	0-0	1 1 2	5	9	1	1	0	0	18	
Team		24-50		8-16	28-34	11	30	41	13	84	15	15	2
Totals		24-50		8-16	28-34	11	30	41	13	84	15	15	2
FG % 1st Half: 13.26		50.0%		2nd half: 11.24		45.8%		Game: 24.60		48.0%		Deadball Rebound: 5.1	
3FG % 1st Half: 5.9		55.6%		2nd half: 3.7		42.9%		Game: 9.16		50.0%			
FT % 1st Half: 8.10		80.0%		2nd half: 20.24		83.3%		Game: 28.34		82.4%			

Officials: Joe Lindsay, Mike Kilts, Anthony Jordan
 Technical fouls: Ole Miss=None, Vanderbilt=None.
 Attendance: 14,134

Score by periods: 1st 2nd Total
 Ole Miss 42 32 74
 Vanderbilt 39 45 84

NASHVILLE - John Jenkins led five Commodores in double figures with 20 points, and Vanderbilt beat Mississippi 84-74 to send the Rebels to their worst start in Southeastern Conference play since 2000.

The Commodores (13-4, 2-2) needed this win on their home court after dropping their first two road games in the SEC and falling to the bottom of the Eastern Division.

Mississippi (12-7, 0-4) now is off to its worst league start since dropping its first five SEC games in 2000.

Festus Ezeli had 16 points after going 10 of 12 at the free-throw line for Vanderbilt. Jeff Taylor had 15 points, and Lance Goulbourne had 14 and tied the Stallings' era team record with 16 rebounds for Vanderbilt. Dawid Przybyszewski last had 16 rebounds Nov. 19, 2004. Brad Tinsley added 14 points.

Chris Warren and Dundrecous Nelson had 17 apiece for Ole Miss, Zach Graham 14 and Terrance Henry 11.

The Commodores outshot Ole Miss all over the court, hitting 8-of-16 from beyond the arc and had a big edge at the foul line (28-of-34 compared to 14-of-16). Vandy also outrebounded Ole Miss 41-25.

Ole Miss led 42-39 at halftime after surviving a cold shooting start when the Rebels hit just three of their first 11 shots, and Warren was just 2-of-8 from the floor in the first half. Vanderbilt led by as much as nine early in the game before the Rebels finally warmed up.

- Notes**
- Lance Goulbourne recorded his first-career double-double with 14 points and 16 rebounds.
 - Goulbourne had a career-high 16 rebounds, topping his previous best of 14 set against South Carolina on January 8.
 - Festus Ezeli's 10 made free throws matched a career-high set against Belmont on December 4.
 - Five different Commodores scored in double-digits for the third time this season and the team moves to 3-0 when doing so.
 - For the 11th straight game Vanderbilt attempted more free-throws than its opponent dating back to the Western Kentucky game on December 1.

Game 18 • Jan. 22, 2011

St. Mary's 70
 at Vanderbilt 89
 Nashville, Tenn. (Memorial Gym)

Saint Mary's 70 • 17-3													
#	Player	Total FG-FGA	3-Pr FG-FGA	FT-FTA	Rebounds Off Def Tot	PF	TP	A	TO	Bk	Stl	Min	
11	STEINDL, Clint	f 2-5	1-3	0-0	2 6 2	2	5	1	2	1	0	25	
22	JONES, Rob	f 6-15	3-8	0-0	1 5 6	2	15	1	4	0	1	39	
25	WILLIAMS, Tim	f 2-2	0-0	0-0	0 1 1	3	4	0	0	0	1	9	
04	DELLAVEDOVA, Matthew	g 7-15	1-5	4-4	0 1 1	3	19	4	4	0	4	40	
34	McCONNELL, Mickey	g 2-9	0-4	2-3	0 2 2	5	6	8	1	0	2	37	
03	YOUNG, Mitchell	g 0-1	0-0	0-0	1 1 2	5	0	1	1	0	0	11	
14	HOLT, Stephen	g 4-6	1-3	2-2	2 0 2	3	11	2	1	0	2	18	
30	WALKER Jr, Kenton	g 3-9	0-0	2-4	3 0 3	2	8	0	0	0	0	19	
40	SENSON, Phil	g 0-0	0-0	2-2	0 0 0	2	0	0	0	0	0	2	
Team		26-62		6-23	12-15	12	25	27	25	70	16	13	2
Totals		26-62		6-23	12-15	12	25	27	25	70	16	13	2
FG % 1st Half: 13.28		46.4%		2nd half: 13.24		38.2%		Game: 26.62		41.9%		Deadball Rebound: 1	
3FG % 1st Half: 2.8		22.2%		2nd half: 4.14		28.6%		Game: 6.23		26.1%			
FT % 1st Half: 0.0		0.0%		2nd half: 12.15		80.0%		Game: 12.15		80.0%			

Vanderbilt 89 • 14-4												
#	Player	Total FG-FGA	3-Pr FG-FGA	FT-FTA	Rebounds Off Def Tot	PF	TP	A	TO	Bk	Stl	Min
05	GOULBOURNE, Lance	f 5-10	1-5	4-4	4 6 10	3	15	2	5	0	0	33
44	TAYLOR, Jeffery	f 4-5	2-3	8-10	1 6 7	2	19	1	5	1	0	30
03	EZELI, Festus	c 3-7	0-0	2-3	3 1 4	4	8	4	4	0	1	18
01	TINSLEY, Brad	g 4-6	2-2	8-10	1 4 5	1	18	4	2	0	0	25
23	JENKINS, John	g 6-12	4-7	3-5	0 4 4	2	19	3	1	0	1	35
10	MERIWETHER, Chris	g 0-2	0-1	0-0	0 1 0	0	0	0	0	0	0	1
11	FULLER, Kyle	g 2-3	0-0									

2010-11 GAME RECAPS

Game 19 • Jan. 27, 2011

Vanderbilt..... 81
 at Mississippi State 74
 Starkville, Miss. (Humphrey Coliseum)

Vanderbilt 81 - 15-4, 3-2

#	Player	Total			3-Ptr			Rebounds			PF	TP	A	TO	Blk	Stl	Min
		FG	FGA	FT	FTA	FG	FGA	FT	FTA	Off							
05	GOULBOURNE, Lance	f	3-7	0-2	3-4	5	7	12	2	9	1	3	1	1	36		
44	TAYLOR, Jeffery	f	9-18	3-9	4-8	2	3	5	2	25	2	1	1	3	38		
03	EZELI, Festus	c	5-9	0-0	4-7	2	0	2	4	14	0	3	2	1	15		
01	TINSLEY, Brad	g	3-13	2-6	0-1	0	4	4	0	8	5	0	0	0	34		
23	JENKINS, John	g	5-11	2-7	9-9	1	5	6	1	21	1	0	2	1	37		
11	FULLER, Kyle	g	0-0	0-0	1-2	0	1	1	1	2	0	0	1	1	11		
33	TCHIENGANG, Steve	g	1-6	1-3	0-0	2	4	6	2	3	0	2	0	0	22		
45	ODOM, Rod	g	0-2	0-2	0-0	0	1	1	3	0	0	0	0	0	7		
Team						1	0	1									
Totals			29-62	8-29	21-31	13	25	38	15	81	11	9	6	7	200		

FG % 1st Half: 12-34 35.3% 2nd half: 14-28 50.0% Game: 26-62 41.9% Deadball
 3FG % 1st Half: 5-17 29.4% 2nd half: 3-12 25.0% Game: 8-29 27.6% Rebounds
 FT % 1st Half: 4-8 50.0% 2nd half: 17-23 73.9% Game: 21-31 67.7%

Mississippi State 74 - 10-9, 2-3

#	Player	Total			3-Ptr			Rebounds			PF	TP	A	TO	Blk	Stl	Min
		FG	FGA	FT	FTA	FG	FGA	FT	FTA	Off							
01	Renardo Sidney	f	2-3	0-0	2-4	1	4	5	5	6	0	2	1	0	13		
24	Kodi Augustus	f	5-8	0-0	0-0	0	5	5	4	10	1	3	0	0	36		
02	Ravenn Johnson	g	5-11	2-7	7-8	0	4	4	2	19	0	2	0	1	38		
03	Dee Bost	g	5-16	3-10	5-5	1	4	5	2	18	6	2	0	0	37		
15	Riley Benock	g	2-8	2-8	0-0	1	1	2	2	6	1	1	1	2	28		
09	Jalen Steale	g	2-5	1-2	0-0	1	1	2	1	5	2	1	0	1	12		
10	Shaun Smith	g	0-0	0-0	0-0	0	1	1	0	0	0	0	0	0	2		
22	Brian Bryant	g	1-3	0-0	0-0	1	2	3	1	2	0	2	0	1	7		
35	Wendell Lewis	g	3-3	0-0	0-0	2	4	6	4	6	0	1	1	1	19		
30	John Riek	g	1-1	0-0	0-0	0	1	1	1	2	0	0	0	0	8		
Team						1	3	4									
Totals			26-58	8-27	14-17	8	30	38	22	74	10	12	5	5	200		

FG % 1st Half: 13-28 46.8% 2nd half: 13-29 44.8% Game: 26-58 44.8% Deadball
 3FG % 1st Half: 6-12 50.0% 2nd half: 3-15 20.0% Game: 8-27 29.6% Rebounds
 FT % 1st Half: 6-6 100.0% 2nd half: 8-11 72.7% Game: 14-17 82.4%

Officials: Tony Greene, Bert Smith, Jamie Luckie
 Technical fouls: Vanderbilt-None, Mississippi State-None.
 Attendance: 8870
 Actual attendance was 6421

Score by periods	1st	2nd	Total
Vanderbilt	43	38	81
Mississippi State	37	37	74

Points	In	Off	2nd	Fast	Bench
Fouls	TOT	Crash	Break		
VU	30	15	13	0	4
MS	24	9	16	0	15

Last FG - VU 2nd-00:15, MS 2nd-01:53.
 Largest lead - VU by 7 2nd-00:06, MS by 9 2nd-00:18.

Score tied - 12 times.
 Lead changed - 16 times.

STARKVILLE - Jeffery Taylor scored 25 points and John Jenkins added 21 as No. 19 Vanderbilt rallied for an 81-74 victory over Mississippi State.

The Commodores (15-4, 3-2 Southeastern Conference) won at Humphrey Coliseum for the first time since 1993, breaking a streak of eight straight losses in Starkville. Vanderbilt trailed by as many as nine points, but used a 12-0 run late in the second half to recover for its third straight victory.

Festus Ezeli added 14 points for Vanderbilt while Lance Goulbourne had nine points and 12 rebounds.

Vanderbilt led 77-74 with 20 seconds remaining when Taylor stole the ball in the press and dunked for the clinching basket. The 6-foot-7 junior was 9 of 18 from the field and had five rebounds, three steals and two assists.

Jenkins made 9 of 9 free throws, including seven during Vanderbilt's crucial 12-0 run that turned a 66-59 deficit into a 71-66 lead.

Ravenn Johnson scored 19 points and Dee Bost added 18 for the Bulldogs (10-9, 2-3), who shot 26 of 58 (44.8 percent) from the field. Mississippi State struggled from 3-point range, making just 8 of 29 (27.6 percent).

Renardo Sidney, MSU's best post player, battled foul trouble for most of the game. The 6-10, 275-pound sophomore finished with six points and five rebounds in just 13 minutes.

Notes

- Vanderbilt head coach Kevin Stallings got the first win of his career in Starkville. His overall record at the Humphrey Coliseum is now 1-5, and against the Bulldogs overall, he is now 7-8. Stallings has now won in every SEC venue.
- The win was Vanderbilt's first SEC road victory of the season, and its second of 2010-11. The Commodores are now 2-3 on the road (win vs. MTSU, losses at Missouri, South Carolina, Tennessee).
- Vanderbilt committed only nine turnovers against Mississippi State, which tied a season-low. The Commodores also committed nine against Davidson and Southeastern Louisiana.

THE LAST TIME...

VANDERBILT

INDIVIDUALS

Scoring:

Scored 25 points – Jeffery Taylor (25), at Mississippi State, 1/27/2011

Scored 30 points – A.J. Ogilvy (33), at LSU, 3/4/2009

Scored 35 points – Billy McCaffrey (35), vs. Georgia, 2/24/1993

Scored 40 points – Shan Foster (42) vs. Mississippi State, 3/5/2008

Two Players Had 20 Points –

Jeffery Taylor (25) and John Jenkins (21) at Mississippi State, 1/27/2011

Three Players Had 20 Points –

Derrick Byars (28), Shan Foster (21) and Ross Neltner (20) vs. Toledo, 12/2/2006

Scored 20 Points in Two Straight Games

– John Jenkins at Tennessee (21), 1/15/2011; vs. Ole Miss (20), 1/19/11

Scored 20 Points in Three Straight Games

– John Jenkins vs. Grambling State (21), 11/24/2010; vs. Appalachian State (21), 11/27/2010; vs. Western Kentucky (21), 12/1/2010

Scored 20 Points in Four Straight Games –

Shan Foster vs. Georgia (29), 2/23/2008; vs. Tennessee (32), 2/26/2008; at Arkansas (22), 3/1/2008; vs. Mississippi State (42), 3/5/2008

Scored 20 Points in Five Straight Games –

Shan Foster vs. Georgia (29), 2/23/2008; vs. Tennessee (32), 2/26/2008; at Arkansas (22), 3/1/2008; vs. Mississippi State (42), 3/5/2008; at Alabama (21), 3/8/2008

Scored 20 Points in Six Straight Games –

Shan Foster vs. Georgia (29), 2/23/2008; vs. Tennessee (32), 2/26/2008; at Arkansas (22), 3/1/2008; vs. Mississippi State (42), 3/5/2008; at Alabama (21), 3/8/2008; vs. Auburn (26), 3/13/2008

Five Players Scored in Double Figures –

John Jenkins (20), Festus Ezeli (16), Jeffery Taylor (15), Lance Goulbourne (14), Brad Tinsley (14) vs. Ole Miss, 1/19/11

Six Players Scored in Double Figures –

Jeffery Taylor (16), George Drake (14), Jermaine Beal (12), Festus Ezeli (11), Brad Tinsley (11), and A.J. Ogilvy (10) vs. Central Arkansas, 11/26/2008

Four Players with 15 or more points –

Julian Terrell (17), Shan Foster (16), Derrick Byars (15) and DeMarre Carroll (15) vs. UNC Greensboro, 11/22/2005

Double-Doubles:

Double-Double – Lance Goulbourne (15 points, 10 rebounds) vs. St. Mary's (1/22/11)
20-10 game – Festus Ezeli (24 points, 10 rebounds) vs. Belmont, 12/4/2010

30-10 game – A.J. Ogilvy (33 points, 10 rebounds) at LSU, 3/4/2009

Back-to-back 20-10 games – Matt Freije

vs. South Carolina (26 points, 11 rebounds) 1/28/04; vs. Kentucky (20 points, 11 rebounds) 1/31/04

Double-Double in Points and Rebounds – Lance Goulbourne (15 points, 10 rebounds) vs. St. Mary's (2/22/11)

Double-Double in Points and Assists – Brad Tinsley (11 points, 10 assists) vs. Presbyterian, 11/12/2010

Double-Double in Points and Blocks – Never

Double-Double in Points and Steals – Never

Double-Double in Two Consecutive games

– Lance Goulbourne vs. Ole Miss (14 points, 16 rebounds) 1/19/2011, vs. St. Mary's (15 points, 10 rebounds) 1/22/2011

Double-Double in three consecutive games – Dan Langhi vs. Notre Dame (33 points, 10 rebounds) 11/21/1998; vs. Morehead State (18 points, 10 rebounds) 11/24/1998; vs. Ohio State (14 points, 17 rebounds) 11/28/1998

Two players record double-double –

A.J. Ogilvy (12 points, 10 rebounds), Jeffery Taylor (16 points, 10 rebounds) vs. Arkansas, 3/8/2009

Triple-Doubles:

Triple-Double – Brad Tinsley (11 points, 10 rebounds, 10 assists) vs. Presbyterian, 11/12/2010

Field Goals:

Made 10 FG in a game – Jeffery Taylor (11) vs. Presbyterian, 11/12/2010

Made 11 FG in a game – Jeffery Taylor (11) vs. Presbyterian, 11/12/2010

Made 12 FG in a game – A.J. Ogilvy (12) at LSU, 3/4/2009

Made 16 FG in a game – Shan Foster (16) vs. Mississippi State, 3/5/2008

Attempted 15 FG in a game – A.J. Ogilvy (15) vs. Arizona, 11/25/2009

Attempted 16 FG in a game – Jeffery Taylor (16) at South Carolina (1/8/11)

Attempted 17 FG in a game – A.J. Ogilvy (17) at LSU, 3/4/2009

Attempted 18 FG in a game – Jeffery Taylor (18) at Mississippi State, 1/27/2011

Attempted 19 FG in a game – John Jenkins (19) vs. West Virginia, 11/19/2010

Attempted 20 FG in a game – John Jenkins (21) vs. Marquette, 12/29/2010

Three-Pointers:

Made 5 3-pointers in a game – John Jenkins (5) at Missouri, 12/8/2010

Made 6 3-pointers in a game – John Jenkins (6) at South Carolina, 1/8/2011

Made 7 3-pointers in a game – Jermaine Beal (7) at Auburn, 1/31/2009

Made 8 3-pointers in a game – Shan Foster (8) vs. UMass, 1/5/2008

Made 9 3-pointers in a game – Shan Foster (9) vs. Mississippi State, 3/5/2008

Attempted 10 3-pointers in a game – John

Jenkins (10) vs. South Carolina, 1/8/2011

Attempted 15 3-pointers in a game – John Jenkins (15) vs. Marquette, 12/29/2010

Free Throws:

Made 8 FT in a game – Brad Tinsley (8) vs. St. Mary's, 1/22/2011

Made 9 FT in a game – John Jenkins (9) at Mississippi State, 1/27/2011

Made 10 FT in a game – Festus Ezeli (10) vs. Ole Miss, 1/19/2011

Made 12 FT in a game – Jeffery Taylor (12) vs. Tennessee, 2/9/2010

Made 13 FT in a game – A.J. Ogilvy (13) vs. DePaul, 12/5/2009

Made 18 FT in a game – Matt Freije (18) vs. Indiana, 11/24/2003

Attempted 12 FT in a game – Festus Ezeli (12) vs. Ole Miss, 1/19/2011

Attempted 14 FT in a game – Festus Ezeli (14) vs. Belmont, 12/4/2010

Attempted 15 FT in a game – A.J. Ogilvy (15) vs. DePaul, 12/5/09

Rebounds:

10 Rebounds in a game – Lance Goulbourne (12), at Miss. State (1/27/11)

15 Rebounds in a game – Lance Goulbourne (16) vs. Ole Miss, 1/19/2011

10+ Rebounds in Three Consecutive Games – Lance Goulbourne (16) vs. Ole Miss, 1/19/2011; (10) vs. St. Mary's, 1/22/2011; (12) at Miss. State, 1/27/2011

Assists:

8 Assists – Brad Tinsley (8) vs. Marquette, 12/29/2010

9 Assists – Brad Tinsley (10) vs. Presbyterian, 11/12/2010

10 Assists – Brad Tinsley (10), vs. Presbyterian, 11/12/2010

11 Assists – Mario Moore (13) vs. Arkansas, 2/19/2005

12 Assists – Mario Moore (13) vs. Arkansas, 2/19/2005

13 Assists – Mario Moore (13) vs. Arkansas, 2/19/2005

14 Assists – Billy McCaffrey (14) vs. Kentucky, 1/13/1993

5+ Assists in Four Consecutive Games – Jermaine Beal (6) vs. South Carolina, 1/9/2008; at Kentucky (5), 1/12/2008; at Tennessee (5), 1/17/2008; vs. LSU (9), 1/19/2008

8+ Assists in Two Consecutive Games – Atiba Prater (9) at Georgia, 2/2/2000; (9) vs. Boston College, 2/6/2000

4 Blocked Shots – Festus Ezeli (4), vs. Davidson, 1/2/2011

5 Blocked Shots – A.J. Ogilvy (5) vs. Auburn, 1/23/2010

6 Blocked Shots – Festus Ezeli (6) at Tennessee, 1/15/2010

7 Blocked Shots – Will Perdue (7) vs. East Carolina, 12/28/1987

Steals:

4 Steals – Festus Ezeli (4) vs. Georgia (1/12/11)

5 Steals – Derrick Byars (5) vs. Florida,

2/17/2007

6 Steals – Dan Cage (6) vs. Furman, 11/28/2006

7 Steals – James Strong (8) vs. Morehead State, 11/24/1998

8 Steals – James Strong (8) vs. Morehead State, 11/24/1998

Minutes:

Played every minute – Jermaine Beal (40), vs. Alabama (2/5/2009)

Played over 40 minutes – John Jenkins (41) at South Carolina, 1/8/2011

Fouls:

Technical Foul – Jeffery Taylor vs. Belmont, 12/4/2010

Fouled Out – Festus Ezeli at South Carolina, 1/8/2011

Two Players Fouled Out – Jeffery Taylor and Festus Ezeli vs. West Virginia, 11/19/2010

Three Players Fouled Out – Jeffery Taylor, Festus Ezeli, A.J. Ogilvy, at South Carolina, 1/28/2009

TEAM

Started the game with Opponent Technical Foul – Furman bench, 12/22/2008

Scored 95 or more points – 96 vs. Georgia, 2/25/2010

Scored 100 or more points – 102 vs. UPR-Mayaguez 12/19/2006 (W, 102-59)

Scored 100 or more points (SEC game) – 101 vs. Georgia 3/1/2000 (W, 101-89)

Scored 110 or more points – 113 vs. Alabama A&M 12/30/1998 (W, 113-71)

Scored 110 or more points (SEC game) – 111 vs. Alabama 2/21/1972 (W, 111-91)

Scored 120 or more points – 130 vs. Ole Miss 12/22/1970 (W, 130-112)

Scored 120 or more points (SEC game) – 130 vs. Ole Miss 12/22/1970 (W, 130-112)

Scored 130 or more points – 130 vs. Ole Miss 12/22/1970 (W, 130-112)

Scored Less than 50 points – 44 vs. Kentucky, 3/5/2003 (L, 44-106)

Scored 20 or less points in half – 18 at Tennessee, 2/14/2009

Scored 90+ points in three consecutive games – 95 vs. Bradley, 11/24/2007 (W, 95-86); 91 vs. South Alabama, 11/29/2007 (W, 91-88); vs. Georgia Tech, 12/1/2007 (W, 92-79)

Allowed 90 or more points – 94, Florida, 1/25/2009 (L, 69-94)

Allowed 100 or more points – 106, Kentucky, 3/5/2003 (L, 44-106)

Allowed Less than 50 points – 49, Nebraska, 11/18/2010 (W, 59-49)

Allowed 40 or Less points – 40, Georgia, 1/14/2009 (W, 50-40)

Shot 60% or better – .611 at South Carolina, 1/16/2010 (W, 89-79)

Shot over 67% FG – .679 vs. TSU, 12/19/2009 (W, 84-71)

Shot 50% or better – .518 vs. SE Louisiana 12/18/2010 (W, 85-52)

Shot lower than 30% – .275 vs. Cincinnati 11/23/2009 (L, 67-58)

Allowed 60% shooting – .612 at Florida, 2/21/2009 (L, 68-82)

THE LAST TIME...

Scored 100 points in two consecutive games – 111 vs. North Alabama 12/20/1980 (W, 111-79) and 111 vs. Memphis 12/23/1980 (W, 111-96)

Scored 100 points in three consecutive games – Never

Scored 100 points in Consecutive SEC games – 104 vs. LSU 2/19/1972 (W, 104-83) and 111 vs. Alabama 2/21/1972 (W, 111-91)

Won game by 70 points or more – 71 vs. Union (Tenn.) (W, 95-24), 1911-12

Won game by 60 points or more – 71 vs. Union (Tenn.) (W, 95-24), 1911-12

Won game by 50 points or more – 51 vs. Army (W, 92-41) 11/14/1998

Game decided by one point – vs. Marquette, 12/29/2010 (W, 77-76)

Two consecutive games decided by one point – at South Carolina (L, 70-71) 1/7/1998 and Tennessee (W, 80-79) 1/10/1998

Three consecutive games decided by one point – Never

Shot 90% or Better from Free Throw Line – 1.000 vs. Mississippi State (11-11) 3/5/2008

Shot less than 50% from Free Throw Line – .333 vs. Chaminade (1-of-3) 11/24/2009

Shot less than 20% from 3PT – .100 (2-of-20) vs. Kentucky, 2/20/2010

Attempted 30 FT – 31 (21-31) at Mississippi State (1/27/11)

Attempted 40 FT – 45 (35-45) vs. Belmont, 12/4/2010

Attempted five or less FT – 3 vs. Chaminade, 11/24/2009

Made 20 FT – 21 at Miss. State, 1/27/2011

Made 30 FT – 35 vs. Belmont, 12/5/2010

Won an Overtime Game – vs. Georgia, 2/25/2010 (W, 96-94)

Lost by 25 or More Points – vs. Florida, 1/25/2009 (L, 69-94)

Lost an Overtime Game – at South Carolina, 1/8/2011 (L, 83-75)

Played Two Overtimes – at Kentucky, 1/12/2008 (L, 79-73)

Played Three Overtimes – at Ole Miss 2/17/1982 (L, 51-48)

Played Four Overtimes – at Ole Miss 2/17/1982 (L, 51-48)

Played consecutive games that went to overtime – vs. Mississippi State 3/5/2008 (W, 86-85) and at Alabama, 3/8/2008 (L, 78-73)

Had 20 Turnovers – 23 vs. St. Mary's, 1/22/2011

Had fewer than 10 Turnovers in two straight games – vs. Florida (7) 1/9/2010, at Alabama (8) 1/13/2010

OPPONENT - INDIVIDUALS

Scoring:

Scored 25 points – Donald Sims (27) vs. Appalachian State, 11/27/2010

Scored 30 points – Casey Mitchell (31) vs. West Virginia, 11/19/2010

Scored 35 points – Devan Downey, (35) 1/16/2010

Scored 40 points – Morris Almond (44), Rice, 1/3/2007

Two Players Had 20 Points – Travis Leslie (21) and Gerald Robinson (20) vs. Georgia, 1/12/2011

Five Players Scored in Double Figures

Jimmy Butler (15), Darius Johnson-Odom (14), Dwight Buycks (13), Chris Otule (12), Vander Blue (10) vs. Marquette, 12/29/2010

Six Players Scored in Double Figures – Bam Doyno (22), Dwayne Curtis (12), Todd Abernethy (11), Clarence Sanders (11), Polynice (10) and Williams (10), vs. Ole Miss, 1/27/2007

Four Players with 15 or more points – Erik Daniels (20), Marquis Estill (17), Kelenna Azubuike (16) and Gerald Fitch (15) vs. Kentucky, 3/5/2003

Double-Doubles:

Double-Double – Trey Tompkins (13 points, 13 rebounds) and Travis Leslie (21 points and 13 rebounds) vs. Georgia, 1/12/2011

Triple-Double – Sam Muldrow (16 points, 14 rebounds and 10 blocks) at South Carolina, 1/8/2010

20-10 game – Travis Leslie (21 points, 13 rebounds), vs. Georgia, 1/12/2011

30-10 game – Morris Almond (44 points, 12 rebounds) at Rice, 1/3/2007

Double-Double in Points and Rebounds

– Tyler Zeller (20 points, 10 rebounds) vs. North Carolina, 11/21/2010

Double-Double in Points and Assists – Nick Calathes (15 points, 10 assists) at Florida, 1/27/2008

Two players record double-doubles – Yancy Gates (16 points, 10 rebounds), Dion Dixon (12 points, 10 rebounds) vs. Cincinnati, 11/23/2009

Field Goals:

Made 10 FG in a game – Devan Downey (10) vs. South Carolina, 3/6/2010

Made 11 FG in a game – Omar Samhan (11) at St. Mary's, 11/20/2009

Made 12 FG in a game – Travis Leslie, (12) vs. Georgia, 3/12/2010

Made 13 FG in a game – Lester Hudson (13) vs. Tennessee-Martin, 12/29/2007

Attempted 15 FG in a game – Rob Jones (15), Matthew Dellavedova (15) vs. St. Mary's, 1/22/2011

Attempted 16 FG in a game – Dee Bost7/(16) at Miss. State 1/2/2011

Attempted 17 FG in a game – Zach Graham (17) vs. Ole Miss (1/19/11)

Attempted 18 FG in a game – David Huertas (18) vs. Ole Miss, 2/7/2009

Attempted 19 FG in a game – Marcus Denmon (19) at Missouri, 12/8/2010

Attempted 20 FG in a game – Scotty Hopson (20) at Tennessee, 1/15/2011

Attempted 25 FG in a game – Courtney Fortson (27) vs. Arkansas, 3/8/2009

Three-Pointers:

Made 5 3-pointers in a game – Chris Warren (5) at Ole Miss (2/18/2010)

Made 6 3-pointers in a game – Bruce Ellington (6) at South Carolina, 1/8/2011

Made 7 3-pointers in a game – Chandler Parsons (7) vs. Florida, 1/25/2009

Made 8 3-pointers in a game – Josh Mayo (8) vs. Illinois-Chicago, 12/3/2008

Attempted 10 3-pointers in a game – Dee Bost (10) at Mississippi State, 1/27/2011

Free Throws:

Made 8 FT in a game – Lucas Hargrove (8) vs. Auburn, 1/23/2010

Made 9 FT in a game – Travis Leslie (9), vs. Georgia, 3/12/2010

Made 10 FT in a game – Tasmin Mitchell (10) at LSU, 3/4/2009

Made 11 FT in a game – Iman Shumpert (11) at Georgia Tech, 12/6/2008

Made 17 FT in a game – Morris Almond (17) at Rice, 1/3/2007

Attempted 10 FT in a game – Jarvis Varnado (10) vs. Mississippi St., 3/13/2010

Attempted 13 FT in a game – DeMarcus Cousins (13) at Kentucky, 1/30/2010

Attempted 14 FT in a game – Brandon Moore (14) vs. Mercer, 12/21/2009

Attempted 15 FT in a game – Morris Almond (19) at Rice, 1/3/2007

Rebounds:

10 Rebounds in a game – Brian Williams (12) at Tennessee, 1/15/2011

15 Rebounds in a game – Wayne Chism (16) at Tennessee, 1/27/2010

18 Rebounds in a game – Daniel Northern (18) vs. Tennessee Tech, 12/20/2008

19 Rebounds in a game – Omar Samhan (19) at St. Mary's, 11/20/2009

20 Rebounds in a game – Roy Rogers (20) at Alabama, 1/3/1996

Assists

8 Assists – Mickey McConnell (8) vs. St. Mary's, 1/22/2011

9 Assists – John Wall (9) at Kentucky, 1/30/2010

10 Assists – Nick Calathes (10) at Florida, 1/27/2008

11 Assists – Taliek Brown (11) at Connecticut, 1/19/2001

12 Assists – G.G. Smith (12) vs. Georgia, 2/3/1999

Blocks:

4 Blocked Shots – Terrance Henry (4), vs. Ole Miss, 1/19/2011

5 Blocked Shots – Wayne Chism (5) at Tennessee, 1/27/2010

6 Blocked Shots – Jarvis Varnado (6) vs. Mississippi State, 3/13/2010

8 Blocked Shots – Jarvis Varnado (9) vs. Mississippi State, 2/3/2010

10 Blocked Shots – Sam Muldrow (10) at South Carolina, 1/8/2011

Steals:

4 Steals – Matthew Dellavedova (4) vs. St. Mary's, 1/22/2011

5 Steals – Zaire Taylor (5) vs. Missouri, 12/2/2009

6 Steals – Devan Downey (6) at South Carolina, 1/16/2010

7 Steals – Aaron Lucas (7) at South Carolina, 1/19/2002

8 Steals – Steve Wojciechowski (8) at Duke, 11/22/1996

Two players with 3 steals – Melvin Goins (3) and Skylar McBee (3) at Tennessee 1/15/2011

Minutes:

Played every minute – Jodie Meeks (40) vs. Kentucky, 2/17/2009

Played over 40 minutes – Ricky McPhee (41) vs. Georgia, 2/25/2010

Fouls:

Technical Foul – Rob Jones vs. St. Mary's, 1/22/2011

Fouled Out – Renardo Sidney at Mississippi State, 1/27/2011

Three Players Fouled Out – Garrett Green, Storm Warren, Dennis Harris vs. LSU, 2/13/2010

OPPONENT - TEAM

Scored 90 or more points at Memorial Gym – 94 vs. Georgia, 2/25/2010 (VU 96, UGA 94 (OT))

Scored 100 or more points – 106 at Kentucky 3/5/2003 (L, 44-106)

Scored 110 or more points – 120 vs. Kentucky 2/7/1996 (L, 81-120)

Scored 120 or more points – 120 vs. Kentucky 2/7/1996 (L, 81-120)

Scored 130 or more points – Never

Scored Less than 50 points – 49 vs. Nebraska, 11/18/2010 (W, 59-49)

Scored Less than 40 points – 40 vs. Georgia 1/14/2009 (W, 50-40)

Shot 50% or Better – .561 vs. Marquette, 12/29/2010, (VU 77, Marquette 76)

Shot 60% or Better – .612 at Florida (UF 82, VU 68), 2/21/2009

Shot 60% or Better from 3PT – .600 (15-25) vs. Florida, 1/25/2009 (L, 69-94)

Shot less than 30% FG – .293 (22-of-75), vs. Davidson, 1/2/2011 (VU 80, Davidson 52)

Shot less than 15% from 3PT – .154 (2-13), at Florida, 3/2/2010 (VU 64, UF 60)

Held Opponent Without a 3-Pointer – vs. Nebraska, 11/18/10 (W, 59-49)

Shot 90% or Better from Free Throw Line – 1.000 vs Presbyterian (7-7), 11/12/2010

Shot less than 50% from Free Throw Line – .450 at Arkansas, 2/27/2010

Attempted 30 FT – 39 vs. West Virginia, 11/19/2010

Attempted 40 FT – 42 at Mississippi State, 2/12/2007

Attempted 45 or More FT – 49 at South Carolina, 1/28/2009

Attempted five or less FT – 5 vs. Davidson, 1/2/2011

Made 20 FT – 26 at West Virginia, 11/19/2010

Made 30 FT – 32 at South Carolina, 1/28/2009

Made 0 FT – Georgia, 1/14/2009

Made 12 3PT – 12 at Kentucky, 1/30/2010

Made 15 3PT – 15 vs. Florida, 1/25/2009

Attempted 30 or more 3PT – 34 vs. Mississippi State, 2/3/2010

Had 20 Turnovers – 26 vs. North Carolina, 11/21/2010

PLAYER INFORMATION



JOE DUFFY

50

Senior, Forward
6' 8" 225 lbs.
Charlotte, N.C.
Charlotte Catholic, Philips
Exeter (N.H.)

GENERAL ★ Joined the team at the start of the 2007-08 season as a walk-on... Has been on scholarship for the last two seasons and is on scholarship this year... Made the 2009 and 2010 SEC Honor Roll for his work in the classroom.

2010-11 (SENIOR) ★ Scored a career high nine points in four minutes against Grambling (11/24) ... Recorded an assist in win against SE Louisiana (12/18) ... Grabbed five rebounds in win over MTSU (12/21) ... Tied a season high with five rebounds against Davidson (1/2) ... Recorded a steal against St. Mary's (1/22).

HIGH SCHOOL ★ Attended the Exeter, N.H., school in 2006-07 and averaged 15 points and nine rebounds per game... Averaged 21 points and ten rebounds per game for Charlotte Catholic High School in 2006 and was named the 2006 Queen City Conference Player of the Year... Was also a first-team all-conference selection in 2005.

PERSONAL ★ Joseph Patrick Duffy... Born March 4, 1988... Son of Thomas and Anne Duffy... His father played basketball at the University of Dayton... His cousin Roger Duffy played center for the New York Jets and Pittsburgh Steelers... Majoring in Economics... Advice to youngsters: "Never throw away your dreams. If you work hard enough, you can achieve anything."

JOE DUFFY 2010-11 GBG

2010-11 (Senior)

Date	Opponent	M	FG-A	3P-A	FT-A	Reb	PF	A	T	B	S	PTS
N12	Presbyterian	2	1-1	1-1	0-0	1	0	0	0	0	0	3
N18	Nebraska					Did not play						
N19	West Virginia					Did not play						
N21	North Carolina					Did not play						
N24	Grambling State	4	3-3	1-1	2-4	0	0	0	0	0	0	9
N27	Appalachian State	1	1-1	0-0	0-0	1	0	0	0	0	0	2
D1	Western Kentucky	2	1-1	0-0	2-3	0	0	0	0	0	0	4
D4	Belmont					Did not play						
D8	Missouri					Did not play						
D18	SE Louisiana	6	0-0	0-0	0-0	0	4	1	1	0	0	0
D21	MTSU	16	0-1	0-0	2-2	5	3	2	1	0	0	2
D29	Marquette					Did not play						
J2	Davidson	15	2-4	1-1	0-0	5	0	0	0	0	0	5
J8	South Carolina					Did not play						
J12	Georgia					Did not play						
J15	Tennessee	1	0-0	0-0	0-0	0	0	0	1	0	0	0
J19	Ole Miss					Did not play						
J22	Saint Mary's	2	0-1	0-1	0-0	0	0	0	0	0	1	0
J27	Mississippi State					Did not play						
J29	Arkansas											
F1	Florida											
F5	South Carolina											
F10	Alabama											
F12	Kentucky											
F16	Georgia											
F19	Auburn											
F22	Tennessee											
F26	LSU											
M1	Kentucky											
M5	Florida											

Duffy's Overall Statistics at Vanderbilt

Year	GP	GS	Min	Avg	FG	FGA	Pct	3FG	3FGA	Pct	FT	FTA	Pct	Off	Def	Tot	Avg	PF	FO	Ast	TO	Blk	Stl	Pts	Avg
2007-08	11	0	19	1.7	4	6	.667	0	1	.000	2	2	1.000	1	1	2	0.2	2	0	0	0	0	1	10	0.9
2008-09	19	0	126	6.6	8	20	.400	0	0	.000	3	4	.750	8	14	22	1.2	18	0	7	8	1	1	19	1.0
2009-10	8	0	21	2.6	0	6	.000	0	1	.000	2	2	1.000	0	3	3	0.4	1	0	1	1	0	2	2	0.3
2010-11	9	0	49	5.4	8	12	.667	3	4	.750	6	9	.667	4	8	12	1.3	7	0	3	3	0	1	25	2.8
TOTAL	47	0	215	4.6	20	44	.455	3	6	.500	13	17	.765	13	26	39	0.8	28	0	11	12	1	5	56	1.2

Duffy's SEC Statistics at Vanderbilt

Year	GP	GS	Min	Avg	FG	FGA	Pct	3pt	3ptA	Pct	FT	FTA	Pct	Off	Def	Tot	Avg	PF	FO	Ast	TO	Blk	Stl	Pts	Avg
2007-08	3	0	3	1.0	1	2	.500	0	1	.000	0	0	.000	0	0	0	0.0	0	0	0	0	0	0	2	0.7
2008-09	6	0	18	3.0	1	3	.333	0	0	.000	0	0	.000	1	2	3	0.5	4	0	1	1	1	0	2	0.3
2010-11	1	0	1	1.0	0	0	.000	0	0	.000	0	0	.000	0	0	0	0.0	0	0	0	1	0	0	0	0.0
TOTAL	12	0	24	2.0	2	6	.333	0	1	.000	0	0	.000	1	2	3	0.3	4	0	1	2	1	0	4	0.3

PLAYER INFORMATION



FESTUS EZELI

3

RS-Junior, Center
6'11" 255 lbs.
Benin City, Nigeria
Igbinedion Educ. Center/
Jesuit HS (Calif.)

GENERAL ★ Nigeria native who was a late signee for Vanderbilt in the summer of 2007... Redshirted in 2007-08... Added bulk to his frame during his redshirt season and dramatically improved his feel for the game during practice... Named Most Improved Player by Vanderbilt players at the end-of-the-year banquet in 2008... Changed his number from one to three for his redshirt freshman season... Expected to fill in for the departed A.J. Ogilvy in the starting role at center.

2010-11 (RS JUNIOR) ★ Scored 14 points on 7-for-8 shooting in the season opener against Presbyterian (11/12/10) ... Grabbed a career-high 11 rebounds against West Virginia (11/19/10)... Scored a career-high 15 points and pulled down nine rebounds in with over No. 8 North Carolina (11/21/10) ... Registered first career double-double with 11 points and 13 rebounds against Grambling (11/24) ... Recorded second career double-double against Belmont with 24 points and 10 rebounds (12/4) ... Recorded a career-high six blocks at Missouri (12/8) ... Posted third career double-double against Georgia with 18 points and 10 rebounds (1/12) ... Tied a career-high in blocks with six at Tennessee (1/15) ... Shot 5-for-5 from the field and made 4-of-7 free throws in win at Mississippi State (1/27).

PERSONAL ★ Ifeanyi Festus Ezeli-Ndelue... Born October 21, 1989... Son of Festus, Sr., and Patricia... Has three brothers, Ik, Chucky, and Kenny, and one sister, Oby... Majoring in Biology... Graduated from Igbinedion Secondary School in Nigeria at the age of 14... Moved to the United States in 2004... Advice to youngsters: "Enjoy being young"... Chose Vanderbilt over Florida, Connecticut, West Virginia, Minnesota, Pacific, UC-Santa Barbara, Nevada, Reno, Creighton, South Florida, and UNLV.

FESTUS EZELI 2010-11 GBG

2010-11 (Redshirt Junior)

Date	Opponent	M	FG-A	3P-A	FT-A	Reb	PF	A	T	B	S	PTS
N12	Presbyterian*	21	7-8	0-0	0-0	6	3	0	1	3	0	14
N18	Nebraska*	13	0-4	0-0	2-2	5	4	0	2	0	0	2
N19	West Virginia*	20	2-4	0-0	4-9	11	5	0	1	2	1	8
N21	North Carolina*	25	5-7	0-0	5-7	9	4	1	2	1	1	15
N24	Grambling State*	21	2-6	0-0	7-10	13	3	1	4	1	0	11
N27	Appalachian State*	25	8-12	0-0	2-4	5	4	0	1	2	0	18
D1	Western Kentucky*	20	7-7	0-0	0-1	3	2	0	0	3	0	14
D4	Belmont*	25	7-9	0-0	10-14	10	3	0	1	3	4	24
D8	Missouri*	33	6-7	0-0	4-10	9	4	0	3	6	1	16
D18	SE Louisiana*	20	3-5	0-0	2-4	7	2	0	2	2	1	8
D21	MTSU*	16	5-8	0-0	5-12	3	2	0	0	1	1	15
D29	Marquette*	20	5-7	0-0	2-2	4	4	0	0	3	1	12
J2	Davidson*	16	3-10	0-0	6-7	2	2	0	1	4	0	12
J8	South Carolina*	21	2-7	0-0	3-6	4	5	0	2	1	0	7
J12	Georgia*	26	6-10	0-0	6-10	10	3	0	2	1	4	18
J15	Tennessee*	28	2-5	0-0	5-8	6	3	1	3	6	0	9
J19	Ole Miss*	26	3-6	0-0	10-12	3	5	1	3	1	0	16
J22	Saint Mary's*	18	3-7	0-0	2-3	4	4	0	4	1	0	8
J27	Mississippi State*	15	5-5	0-0	4-7	2	4	0	3	2	1	14
J29	Arkansas											
F1	Florida											
F5	South Carolina											
F10	Alabama											
F12	Kentucky											
F16	Georgia											
F19	Auburn											
F22	Tennessee											
F26	LSU											
M1	Kentucky											
M5	Florida											

Ezeli's Overall Statistics at Vanderbilt

Year	GP	GS	Min	Avg	FG	FGA	Pct	3FG	3FGA	Pct	FT	FTA	Pct	Off	Def	Tot	Avg	PF	FO	Ast	TO	Blk	Stl	Pts	Avg
2008-09	29	6	360	12.4	41	75	.547	0	0	.000	28	55	.509	28	46	74	2.6	58	1	1	43	22	4	110	3.8
2009-10	32	5	406	12.7	49	90	.544	0	0	.000	22	59	.373	30	72	102	3.2	70	3	3	34	43	6	120	3.8
2010-11	19	19	409	21.5	81	134	.604	0	0	.000	79	128	.617	52	64	116	6.1	66	3	4	35	43	15	241	12.7
TOTAL	80	30	1175	14.7	171	299	.572	0	0	.000	129	242	.533	110	182	292	3.7	194	7	8	112	108	25	471	5.9

Ezeli's SEC Statistics at Vanderbilt

Year	GP	GS	Min	Avg	FG	FGA	Pct	3pt	3ptA	Pct	FT	FTA	Pct	Off	Def	Tot	Avg	PF	FO	Ast	TO	Blk	Stl	Pts	Avg
2008-09	16	3	194	12.1	20	32	.625	0	0	.000	12	29	.414	15	23	38	2.4	31	1	0	22	7	3	52	3.3
2009-10	16	0	186	11.6	15	29	.517	0	0	.000	11	25	.440	13	32	45	2.8	38	2	1	11	16	4	41	2.6
2010-11	5	5	116	23.2	18	33	.545	0	0	.000	28	43	.651	12	13	25	5.0	20	2	2	13	11	5	64	12.8
TOTAL	37	8	496	13.4	53	94	.564	0	0	.000	51	97	.526	40	68	108	2.9	89	5	3	46	34	12	157	4.2

PLAYER INFORMATION



KYLE FULLER

11

Freshman, Guard
6'1" 220 lbs.
Moreno Valley, Calif.
Rancho Verde HS

GENERAL ★ Freshman point guard who will back up Brad Tinsley at the point guard position...Third player from California on Vanderbilt roster (Darshawn McClellan, Festus Ezeli).

2010-11 (FRESHMAN) ★ Scored six points in season opener against Presbyterian (11/12/10) ... Handed out two assists against West Virginia (11/19) ... Recorded two steals in win over No. 8 North Carolina (11/21) ... Dished out career-high three assists vs. Grambling (11/24) ... Recorded first career three-pointer and also handed out three assists in win over Western Kentucky (12/1) ... Set a new career-high with five assists in win over Davidson (1/2) ... Handed out four assists in win over St. Mary's (1/22).

HIGH SCHOOL ★ Averaged 27.6 points, eight assists, six rebounds, and four steals per game as a point guard at Rancho Verde High School...Winningest player in Rancho Verde history, was a four-year captain, and a three-year starter...Third all-time leading scorer at Rancho Verde...Won Inland Valley Conference title four times...Named first team All-C.I.F. Division IAA selection and the MVP of the Inland Valley Conference in 2010...Posted a 3.4 GPA at Rancho Verde...Played alongside Michael Snaer, who plays basketball at Florida State.

PERSONAL ★ Kyle Alejandro Fuller, Jr.... Born Jan. 27, 1992... Son of Kyle Sr. and Olga Coronado Fuller... Has a brother, Khalil (14)... Plans to major in Psychology... Nickname is Boo-Bop... Chose the Commodores over UCLA, USC, Cal, and Marquette...Advice to youngsters: "It doesn't matter how high

KYLE FULLER 2010-11 GBG

2010-11 (Freshman)

Date	Opponent	M	FG-A	3P-A	FT-A	Reb	PF	A	T	B	S	PTS
N12	Presbyterian	17	3-6	0-1	0-0	2	0	2	2	1	1	6
N18	Nebraska	10	0-2	0-1	0-0	1	1	0	1	0	0	0
N19	West Virginia	12	1-3	0-1	0-0	0	3	2	0	0	1	2
N21	North Carolina	12	1-3	0-1	0-0	0	0	0	2	0	2	2
N24	Grambling State	16	1-4	0-1	0-0	1	2	3	0	0	0	2
N27	Appalachian State	10	1-2	0-1	0-0	0	2	2	3	0	0	2
D1	Western Kentucky	19	1-3	1-3	0-0	1	2	3	3	0	0	3
D4	Belmont	15	0-2	0-1	0-0	2	2	2	1	0	0	0
D8	Missouri	15	0-2	0-1	1-2	1	2	2	0	0	1	1
D18	SE Louisiana	19	1-2	1-2	0-0	2	1	3	2	0	0	3
D21	MTSU	18	0-3	0-2	0-0	4	3	0	2	0	0	0
D29	Marquette	13	0-2	0-1	1-2	0	0	1	1	0	0	1
J2	Davidson	21	3-4	0-0	0-0	3	2	5	3	0	1	6
J8	South Carolina	12	1-2	0-0	0-1	0	1	0	1	0	1	2
J12	Georgia	12	0-1	0-0	2-2	0	1	1	1	0	0	2
J15	Tennessee	10	1-2	0-0	0-0	0	0	0	1	0	0	2
J19	Ole Miss	9	0-1	0-0	0-0	1	1	0	1	0	0	1
J22	Saint Mary's	22	2-3	0-0	0-0	3	2	4	1	0	1	4
J27	Mississippi State	11	0-0	0-0	1-2	1	1	2	0	0	1	1
J29	Arkansas											
F1	Florida											
F5	South Carolina											
F10	Alabama											
F12	Kentucky											
F16	Georgia											
F19	Auburn											
F22	Tennessee											
F26	LSU											
M1	Kentucky											
M5	Florida											

Fuller's Overall Statistics at Vanderbilt

Year	GP	GS	Min	Avg	FG	FGA	Pct	3FG	3FGA	Pct	FT	FTA	Pct	Off	Def	Tot	Avg	PF	FO	Ast	TO	Blk	Stl	Pts	Avg
2010-11	19	0	273	14.4	16	47	.340	2	16	.125	5	9	.556	4	18	22	1.2	26	0	32	25	1	9	39	2.1
TOTAL	19	0	273	14.4	16	47	.340	2	16	.125	5	9	.556	4	18	22	1.2	26	0	32	25	1	9	39	2.1

Fuller's SEC Statistics at Vanderbilt

Year	GP	GS	Min	Avg	FG	FGA	Pct	3pt	3ptA	Pct	FT	FTA	Pct	Off	Def	Tot	Avg	PF	FO	Ast	TO	Blk	Stl	Pts	Avg
2010-11	5	0	54	10.8	2	6	.333	0	0	.000	3	5	.600	1	1	2	0.4	4	0	3	4	0	2	7	1.4
TOTAL	5	0	54	10.8	2	6	.333	0	0	.000	3	5	.600	1	1	2	0.4	4	0	3	4	0	2	7	1.4

PLAYER INFORMATION



LANCE GOULBOURNE

5

Junior, Forward
6' 8" 225 lbs.
Brooklyn, N.Y.
The Hun School (N.J.)

GENERAL ★ Very skilled wing player with great athletic ability and explosiveness... Was a consensus Top 100 recruit in 2008... Also was a standout tennis player in high school, with a serve that topped out at 130 mph.

2010-11 (JUNIOR) ★ Grabbed eight rebounds and scored nine points in win over No. 8 North Carolina (11/21/10)... Had career-best 12 rebounds vs. Grambling (11/24) ... Handed out a career-high five assists against Missouri (12/8) ... Set a career-high in blocks with three against Davidson (1/2) ... Grabbed a career-high 14 rebounds at South Carolina (1/8) ... Grabbed 10 rebounds against Georgia (1/12) Set a career-high in rebounds with 16 and posted a career-first double-double with 14 points against Ole Miss (1/19) ... Recorded second double-double of the season with 15 points and 10 rebounds against St. Mary's (1/22) ... Named SEC Player of the Week (1/24) after posting consecutive double-doubles ... Grabbed 12 rebounds and scored nine points in win at Mississippi State (1/27).

PERSONAL ★ Lance Avery Goulbourne... Born April 6, 1989 in New York, N.Y. ... Son of Laverne and Mary Goulbourne... Has a brother, Laverne, Jr. (28)... Majoring in Human and Organizational Development... Brother played basketball at the University of Bridgeport... Nickname is LG... Chose Vanderbilt over Rutgers, Notre Dame, Marquette, and Virginia... Advice to youngsters: "Hard work beats talent when talent fails to work hard."

LANCE GOULBOURNE 2010-11 GBG

2010-11 (Junior)

Date	Opponent	M	FG-A	3P-A	FT-A	Reb	PF	A	T	B	S	PTS
N12	Presbyterian	18	2-4	1-2	0-0	7	2	0	0	0	0	5
N18	Nebraska	14	1-2	0-1	3-4	1	2	0	1	0	1	5
N19	West Virginia	29	0-3	0-1	3-4	7	1	1	1	2	1	3
N21	North Carolina	20	3-4	1-1	2-2	8	3	1	2	0	0	9
N24	Grambling State	21	2-6	1-1	1-2	12	1	0	2	2	0	6
N27	Appalachian State	23	7-11	0-1	3-3	8	2	1	1	2	0	17
D1	Western Kentucky	19	1-1	0-0	1-2	3	1	1	2	0	3	3
D4	Belmont	24	3-5	1-2	8-9	6	3	2	4	0	0	15
D8	Missouri*	31	4-7	1-3	2-2	7	2	5	2	1	0	11
D18	SE Louisiana*	29	4-9	1-3	4-8	8	0	1	1	1	2	13
D21	MTSU											
D29	Marquette											
J2	Davidson*	27	1-5	1-2	4-4	5	1	1	1	3	2	7
J8	South Carolina*	38	3-7	1-3	2-3	14	2	3	0	0	0	9
J12	Georgia*	33	2-5	0-1	4-6	10	0	1	4	1	1	8
J15	Tennessee*	21	0-1	0-0	0-0	6	4	0	4	1	1	0
J19	Ole Miss*	30	3-9	1-2	7-9	16	2	5	1	0	1	14
J22	Saint Mary's*	33	5-10	1-5	4-4	10	3	2	5	0	0	15
J27	Mississippi State*	36	3-7	0-2	3-4	12	2	1	3	1	1	9
J29	Arkansas											
F1	Florida											
F5	South Carolina											
F10	Alabama											
F12	Kentucky											
F16	Georgia											
F19	Auburn											
F22	Tennessee											
F26	LSU											
M1	Kentucky											
M5	Florida											

Goulbourne's Overall Statistics at Vanderbilt

Year	GP	GS	Min	Avg	FG	FGA	Pct	3FG	3FGA	Pct	FT	FTA	Pct	Off	Def	Tot	Avg	PF	FO	Ast	TO	Blk	Stl	Pts	Avg
2008-09	23	0	325	14.1	42	89	.472	11	31	.355	22	31	.710	21	54	75	3.3	25	0	7	25	12	10	117	5.1
2009-10	31	0	398	12.8	29	74	.392	10	36	.278	34	50	.680	17	47	64	2.1	46	0	16	29	17	5	102	3.3
2010-11	17	9	446	26.2	44	96	.458	10	30	.333	51	66	.773	38	102	140	8.2	31	0	25	36	14	13	149	8.8
TOTAL	71	9	1169	16.5	115	259	.444	31	97	.320	107	147	.728	76	203	279	3.9	102	0	48	90	43	28	368	5.2

Goulbourne's SEC Statistics at Vanderbilt

Year	GP	GS	Min	Avg	FG	FGA	Pct	3pt	3ptA	Pct	FT	FTA	Pct	Off	Def	Tot	Avg	PF	FO	Ast	TO	Blk	Stl	Pts	Avg
2008-09	16	0	221	13.8	27	60	.450	8	23	.348	11	18	.611	13	27	40	2.5	23	0	6	17	8	6	73	4.6
2009-10	14	0	192	13.7	16	45	.356	6	24	.250	15	21	.714	10	16	26	1.9	23	0	4	9	8	2	53	3.8
2010-11	5	5	158	31.6	11	29	.379	2	8	.250	16	22	.727	14	44	58	11.6	10	0	10	12	3	4	40	8.0
TOTAL	35	5	571	16.3	54	134	.403	16	55	.291	42	61	.689	37	87	124	3.5	56	0	20	38	19	12	166	4.7

PLAYER INFORMATION



JOSH HENDERSON

40 Freshman, Center
6'11" 220 lbs.
Roanoke, Va.
Cave Spring HS

GENERAL ★ Signed in the spring of 2010 with the Commodores...6'11 center chose Vanderbilt over Virginia, Wake Forest, Davidson, Cincinnati, Maryland, and Penn State.

2010-11 (FRESHMAN) ★

HIGH SCHOOL ★ Averaged 20 points, 11 rebounds, four blocks, and four steals per game in his senior season at Cave Spring...His Knights' team won two district titles, two region titles, and two state titles, and captured the Holiday Hoopla tournament in 2010...Named the team's MVP for three years, and was the district, region, and state player of the year for two consecutive years..Was the Timesland Player of the Year...Named All-Roanoke Metro in 2009, and was the 2010 Associated Press Player of the Year...Set school record in career rebounds and blocks, and is second all-time in scoring... Member of the A-B Honor Roll.

PERSONAL ★ Joshua Henderson... Jan. 28, 1992... Son of David and Carol Henderson... Has one brother, Matthew (24), and one sister, Rebecca (22)... Undecided on major... Advice to youngsters: "Find something you're good at and work your hardest to be the best you can, but have fun along the way."

JOSH HENDERSON 2010-11 GBG

2010-11 (Freshman)

Date	Opponent	M	FG-A	3P-A	FT-A	Reb	PF	A	T	B	S	PTS
N12	Presbyterian					Did not play						
N18	Nebraska					Did not play						
N19	West Virginia					Did not play						
N21	North Carolina					Did not play						
N24	Grambling State					Did not play						
N27	Appalachian State					Did not play						
D1	Western Kentucky					Did not play						
D4	Belmont					Did not play						
D8	Missouri					Did not play						
D18	SE Louisiana					Did not play						
D21	MTSU					Did not play						
D29	Marquette					Did not play						
J2	Davidson					Did not play						
J8	South Carolina					Did not play						
J12	Georgia					Did not play						
J15	Tennessee					Did not play						
J19	Ole Miss					Did not play						
J22	Saint Mary's					Did not play						
J27	Mississippi State					Did not play						
J29	Arkansas											
F1	Florida											
F5	South Carolina											
F10	Alabama											
F12	Kentucky											
F16	Georgia											
F19	Auburn											
F22	Tennessee											
F26	LSU											
M1	Kentucky											
M5	Florida											

Henderson's Overall Statistics at Vanderbilt

Year	GP	GS	Min	Avg	FG	FGA	Pct.	3pt	3ptA	Pct	FT	FTA	Pct	Off	Def	Tot	Avg	PF	FO	Ast	TO	Blk	Stl	Pts	Avg
2010-11																									
TOTAL																									

Henderson's SEC Statistics at Vanderbilt

Year	GP	GS	Min	Avg	FG	FGA	Pct.	3pt	3ptA	Pct	FT	FTA	Pct	Off	Def	Tot	Avg	PF	FO	Ast	TO	Blk	Stl	Pts	Avg
2010-11																									
TOTAL																									

PLAYER INFORMATION



JOHN JENKINS

23

Sophomore, Guard
6'4" 215 lbs.
Hendersonville, Tenn.
Station Camp HS

GENERAL ★ Named to the SEC All-Freshman team and was named the Sixth Man of the Year by the league's coaches in 2009-10...Averaged 11.0 points per game, and shot 48.3% (72-149) from three in his freshman season...Expected to start at the two guard position in 2010-11.

2010-11 (SOPHOMORE) ★ Scored a career-high 27 points on 6-for-19 shooting, including 5-for-11 from beyond the arc and 10-for-10 from the free throw line against West Virginia (11/19/10)...Tallied 21 points vs. Grambling (11/24) ... Scored 21 points for the third consecutive game against Western Kentucky (12/1) ... Played a career-high 41 minutes in overtime game against Missouri (12/8) ... Tied career-highs with 27 points in 41 minutes in overtime against South Carolina (1/9) ... Tied a career-high with six rebounds in win at Mississippi State (1/27).

PERSONAL ★ John Logan Jenkins III... Born March 6, 1991... Son of John Jenkins Jr. and Melodye Jenkins... Has a sister, Adrienne (13)... Undecided in major... Nickname is Johnny J... Advice to youngsters: "Stay humble, holy, and hungry."

JOHN JENKINS 2010-11 GBG

2010-11 (Sophomore)

Date	Opponent	M	FG-A	3P-A	FT-A	Reb	PF	A	T	B	S	PTS
N12	Presbyterian*	25	4-14	0-6	2-2	0	0	0	0	0	1	10
N18	Nebraska*	35	8-13	1-5	5-6	2	0	1	1	1	1	22
N19	West Virginia*	33	6-19	5-11	10-10	5	1	0	3	0	1	27
N21	North Carolina*	37	2-10	2-7	10-12	2	2	0	2	0	0	16
N24	Grambling State*	28	7-16	4-9	4-4	4	1	0	2	0	0	21
N27	Appalachian State*	34	8-11	5-8	0-0	1	1	0	3	1	0	21
D1	Western Kentucky*	29	7-13	5-10	2-2	5	1	1	3	0	0	21
D4	Belmont*	34	1-7	0-2	8-9	3	1	2	1	0	1	10
D8	Missouri*	41	7-14	5-10	4-4	3	4	0	1	0	0	23
D18	SE Louisiana*	28	4-10	4-8	0-0	1	0	0	0	0	0	12
D21	MTSU*	32	5-9	3-5	3-6	3	2	1	1	2	3	16
D29	Marquette*	34	4-21	2-15	3-3	2	2	0	1	0	0	13
J2	Davidson											Did not play
J8	South Carolina*	41	7-13	6-10	7-7	5	1	1	1	0	1	27
J12	Georgia*	33	4-10	3-6	7-8	3	4	2	3	1	2	18
J15	Tennessee*	35	6-10	2-6	7-7	4	0	2	3	0	1	21
J19	Ole Miss*	39	7-10	4-5	2-2	5	0	1	2	0	0	20
J22	Saint Mary's*	35	6-12	4-7	3-5	4	2	3	1	0	1	19
J27	Mississippi State*	37	5-11	2-7	9-9	6	1	1	0	2	1	21
J29	Arkansas											
F1	Florida											
F5	South Carolina											
F10	Alabama											
F12	Kentucky											
F16	Georgia											
F19	Auburn											
F22	Tennessee											
F26	LSU											
M1	Kentucky											
M5	Florida											


Jenkins' Overall Statistics at Vanderbilt

Year	GP	GS	Min	Avg	FG	FGA	Pct	3FG	3FGA	Pct	FT	FTA	Pct	Off	Def	Tot	Avg	PF	FO	Ast	TO	Blk	Stl	Pts	Avg
2009-10	31	7	716	23.1	110	234	.470	72	149	.483	48	60	.800	8	61	69	2.2	36	0	30	23	5	14	340	11.0
2010-11	18	18	610	33.9	98	223	.439	57	137	.416	86	96	.896	10	48	58	3.2	22	0	17	27	7	13	339	18.8
TOTAL	49	25	1326	27.1	208	457	.455	129	286	.451	134	156	.859	18	109	127	2.6	58	0	47	50	12	27	679	13.9

Jenkins' SEC Statistics at Vanderbilt

Year	GP	GS	Min	Avg	FG	FGA	Pct	3pt	3ptA	Pct	FT	FTA	Pct	Off	Def	Tot	Avg	PF	FO	Ast	TO	Blk	Stl	Pts	Avg
2009-10	14	3	332	23.7	47	103	.456	30	66	.455	19	25	.760	1	25	26	1.9	12	0	9	7	5	9	143	10.2
2010-11	5	5	185	37.0	29	54	.537	17	34	.500	32	33	.970	3	20	23	4.6	6	0	7	9	3	5	107	21.4
TOTAL	19	8	517	27.2	76	157	.484	47	100	.470	51	58	.879	4	45	49	2.6	18	0	16	16	8	14	250	13.2

PLAYER INFORMATION



CHRIS MERIWETHER

10

Senior, Guard
6'0" 180 lbs.
Nashville, Tenn.
Father Ryan HS

GENERAL ★ Nashville native who made the team as a walk-on during tryouts in October of 2008. He graduated with an undergraduate degree in political science in May, but has one year of eligibility remaining...Currently enrolled in Vanderbilt's Owen School of Business.

2010-11 (SENIOR) ★ Scored two points in season opener against Presbyterian (11/12) ... Logged three minutes and had two assists vs. Grambling (11/24) ... Grabbed a rebound in win over St. Mary's (1/22).

PERSONAL ★ Christopher Julius Meriwether... Born Aug. 2, 1988... Son of Chuck and Curline Meriwether... Has a brother, Jeremy (22)... Earned a degree in political science in May of 2010... Nickname Bullet or Flash... Advice to youngsters: "With hard work and a positive attitude, anything is possible."

CHRIS MERIWETHER 2010-11 GBG

2010-11 (Senior)

Date	Opponent	M	FG-A	3P-A	FT-A	Reb	PF	A	T	B	S	PTS
N12	Presbyterian	2	0-1	0-1	0-0	0	0	1	0	0	0	2
N24	Grambling	3	0-0	0-0	0-0	0	0	2	0	0	0	0
N27	Appalachian State	1	0-1	0-0	0-0	0	0	0	0	0	0	0
D1	Western Kentucky	2	0-1	0-0	0-0	1	0	0	1	0	0	0
D21	MTSU	2	0-0	0-0	0-0	0	0	0	0	0	0	0
J2	Davidson	4	0-1	0-0	0-0	1	0	0	0	0	0	0
J22	St. Mary's	1	0-2	0-1	0-0	1	0	0	0	0	0	0



AARON NOLL

14

Junior, Forward
6'7" 220 lbs.
Fort Mitchell, Ky..
Covington Catholic HS

GENERAL ★ Made the team as a walk on during tryouts in October of 2008.

2010-11 (JUNIOR) ★ Had two rebounds in three minutes vs. Grambling (11/24).

PERSONAL ★ Aaron Robert Noll... Born Oct. 30, 1989... Son of Bob and Rhonda Noll... Has two brothers, Andrew (22) and Danny (20), and one sister, Krista (17)... Majoring in biology (Pre-Med)... Advice to youngsters: "Never let anyone tell you that you can't do something if you put your mind to it."

AARON NOLL 2010-11 GBG

2010-11 (Junior)

Date	Opponent	M	FG-A	3P-A	FT-A	Reb	PF	A	T	B	S	PTS
N12	Presbyterian	2	0-0	0-0	0-0	0	0	0	0	0	0	0
N24	Grambling	3	0-0	0-0	0-0	2	0	0	0	0	0	0
N27	Appalachian State	1	0-0	0-0	0-0	0	0	0	0	0	0	0
D1	Western Kentucky	2	0-0	0-0	0-0	0	0	0	0	0	0	0

Meriwether's Overall Statistics at Vanderbilt

Year	GP	GS	Min	Avg	FG	FGA	Pct	3FG	3FGA	Pct	FT	FTA	Pct	Off	Def	Tot	Avg	PF	FO	Ast	TO	Blk	Stl	Pts	Avg
2008-09	5	0	9	1.8	1	1	1.000	0	0	.000	0	0	.000	0	0	0	0.0	2	0	0	1	0	0	2	0.4
2009-10	8	0	20	2.5	1	5	.200	0	4	.000	0	0	.000	0	2	2	0.3	0	0	2	2	0	0	2	0.3
2010-11	7	0	15	2.1	0	6	.000	0	2	.000	0	0	.000	0	3	3	0.4	0	0	3	1	0	0	0	0.0
TOTAL	20	0	44	2.2	2	12	.167	0	6	.000	0	0	.000	0	5	5	0.3	2	0	5	4	0	0	4	0.2

Meriwether's SEC Statistics at Vanderbilt

Year	GP	GS	Min	Avg	FG	FGA	Pct	3pt	3ptA	Pct	FT	FTA	Pct	Off	Def	Tot	Avg	PF	FO	Ast	TO	Blk	Stl	Pts	Avg
2008-09	1	0	1	1.0	0	0	.000	0	0	.000	0	0	.000	0	0	0	0.0	0	0	0	0	0	0	0	0.0
2009-10	2	0	2	1.0	0	1	.000	0	1	.000	0	0	.000	0	0	0	0.0	0	0	0	0	0	0	0	0.0
TOTAL	3	0	3	1.0	0	1	.000	0	1	.000	0	0	.000	0	0	0	0.0	0	0	0	0	0	0	0	0.0

Noll's Overall Statistics at Vanderbilt

Year	GP	GS	Min	Avg	FG	FGA	Pct	3FG	3FGA	Pct	FT	FTA	Pct	Off	Def	Tot	Avg	PF	FO	Ast	TO	Blk	Stl	Pts	Avg
2008-09	3	0	4	1.3	1	1	1.000	0	0	.000	0	1	.000	0	1	1	0.3	0	0	0	0	0	0	2	0.7
2009-10	8	0	12	1.5	0	0	.000	0	0	.000	4	4	1.000	2	3	5	0.6	2	0	0	0	0	0	4	0.5
2010-11	4	0	8	2.0	0	0	.000	0	0	.000	0	2	0.000	0	2	2	0.5	0	0	0	0	0	0	0	0.0
TOTAL	15	0	24	1.6	1	1	1.000	0	0	.000	4	5	.800	2	6	8	0.5	2	0	0	0	0	0	6	0.4

Noll's SEC Statistics at Vanderbilt

Year	GP	GS	Min	Avg	FG	FGA	Pct	3pt	3ptA	Pct	FT	FTA	Pct	Off	Def	Tot	Avg	PF	FO	Ast	TO	Blk	Stl	Pts	Avg
2009-10	2	0	2	1.0	0	0	.000	0	0	.000	2	2	1.000	0	1	1	0.5	1	0	0	0	0	0	2	1.0
TOTAL	2	0	2	1.0	0	0	.000	0	0	.000	2	2	1.000	0	1	1	0.5	1	0	0	0	0	0	2	1.0

PLAYER INFORMATION



ROD ODOM

45

Freshman, Forward
6'9" 220 lbs.
Central Islip, N.Y.
Middlesex School (Mass.)

GENERAL ★ Power forward who is expecting to compete for time at the four spot...Signed with the Commodores in the early period in November of 2009.

2010-11 (FRESHMAN) ★ Scored a career-high 11 points on 5-for-9 shooting against West Virginia (11/19/10)...Grabbed career-best eight rebounds vs. Grambling (11/24) ... Equalled his career high with 11 points on 4-for-6 shooting and 3-for-3 from the free throw line against Western Kentucky (12/1) ... Recorded a career-high four steals and two blocks at Missouri (12/8).

HIGH SCHOOL ★ Four-year varsity letterwinner in basketball at Middlesex, and a one-year letterman in crew...Was a three-year starter in basketball, and averaged 25.6 points, 14.0 rebounds, 6.0 assists, and 3.1 blocks in his senior season...His Middlesex team made the New England Preparatory School Athletic Council (NEPSAC) semifinals twice...First-team All-Independent School League (ISL) player in his sophomore, junior, and senior seasons...2009 Preseason All-New England Defensive Player of the Year...2010 Gatorade Player of the Year finalist, McDonald's All-American nominee, and Academic All-American.

PERSONAL ★ Roderick Odom... Born Sept., 23, 1991... Son of Roderick Odom and Valerie Dickens... Has a brother, Brandon (14), and a sister, Ari-ona (12)... Undecided on major at Vanderbilt... Nickname is O... Chose the Commodores over Harvard, West Virginia, Arizona, UConn, Louisville, Boston

ROD ODOM 2010-11 GBG

2010-11 (Freshman)

Date	Opponent	M	FG-A	3P-A	FT-A	Reb	PF	A	T	B	S	PTS
N12	Presbyterian	14	2-3	1-2	0-0	0	1	0	0	0	0	5
N18	Nebraska	7	0-2	0-2	0-0	3	3	0	0	0	0	0
N19	West Virginia	23	5-9	1-4	0-0	2	3	0	1	0	0	11
N21	North Carolina	9	1-2	1-1	0-0	1	2	0	0	0	0	3
N24	Grambling State	19	2-7	1-5	3-4	8	1	0	1	0	0	8
N27	Appalachian State	9	1-4	0-1	0-13	0	0	0	0	0	1	2
D1	Western Kentucky	17	4-6	3-3	0-0	6	2	1	2	0	0	11
D4	Belmont*	17	2-3	2-2	0-0	0	3	0	5	0	1	6
D8	Missouri	14	2-3	2-3	0-1	1	1	1	0	2	4	6
D18	SE Louisiana	19	2-6	2-4	1-2	5	2	0	0	1	0	7
D21	MTSU*	25	1-4	1-4	0-0	6	4	2	2	0	2	3
D29	Marquette	10	0-0	0-0	0-0	0	2	1	0	0	0	0
J2	Davidson*	26	0-4	0-4	0-0	5	0	0	0	0	0	0
J8	South Carolina	14	1-3	0-1	0-0	4	1	1	1	0	0	2
J12	Georgia	17	1-2	1-2	0-0	0	3	0	1	0	0	3
J15	Tennessee	22	3-7	0-3	0-0	6	4	0	4	0	2	6
J19	Ole Miss	18	2-3	1-1	0-0	2	2	1	1	0	0	5
J22	Saint Mary's	19	1-3	1-2	0-0	2	4	0	3	1	1	3
J27	Mississippi State	7	0-2	0-2	0-0	1	3	0	0	0	0	0
J29	Arkansas											
F1	Florida											
F5	South Carolina											
F10	Alabama											
F12	Kentucky											
F16	Georgia											
F19	Auburn											
F22	Tennessee											
F26	LSU											
M1	Kentucky											
M5	Florida											

Odom's Overall Statistics at Vanderbilt

Year	GP	GS	Min	Avg	FG	FGA	Pct	3FG	3FGA	Pct	FT	FTA	Pct	Off	Def	Tot	Avg	PF	FO	Ast	TO	Blk	Stl	Pts	Avg
2010-11	19	3	306	16.1	30	73	.411	17	46	.370	4	8	.500	21	34	55	2.9	41	0	7	21	4	11	81	4.3
TOTAL	19	3	306	16.1	30	73	.411	17	46	.370	4	8	.500	21	34	55	2.9	41	0	7	21	4	11	81	4.3

Odom's SEC Statistics at Vanderbilt

Year	GP	GS	Min	Avg	FG	FGA	Pct	3pt	3ptA	Pct	FT	FTA	Pct	Off	Def	Tot	Avg	PF	FO	Ast	TO	Blk	Stl	Pts	Avg
2010-11	5	0	78	15.6	7	17	.412	2	9	.222	0	0	.000	4	9	13	2.6	13	0	2	7	0	2	16	3.2
TOTAL	5	0	78	15.6	7	17	.412	2	9	.222	0	0	.000	4	9	13	2.6	13	0	2	7	0	2	16	3.2

PLAYER INFORMATION



JAMES SIAKAM

35

Freshman, Forward
6'7" 210 lbs.
Douala, Cameroon
Brehm Prep (Ill.)

GENERAL ★ Signed in the late period with the Commodores.

2010-11 (FRESHMAN) ★

PERSONAL ★ James Bamba Siakam... Born May 23, 1992... Son of Tchamo and Victoire Siakam... Has three brothers, Boris, Christian, and Pascal and two sisters, Raissa and Vanessa... Undecided on major at Vanderbilt... Chose the Commodores over Southern Illinois, Marquette, Illinois, Florida, Virginia, and UCLA... Advice to youngsters: "Work hard for whatever you want because nothing is free. Stay humble, and above all, put God first in any of your endeavors."

JAMES SIAKAM 2010-11 GBG

2010-11 (RS Sophomore)

Date	Opponent	M	FG-A	3P-A	FT-A	Reb	PF	A	T	B	S	PTS
N12	Presbyterian					Did not play						
N18	Nebraska					Did not play						
N19	West Virginia					Did not play						
N21	North Carolina					Did not play						
N24	Grambling State					Did not play						
N27	Appalachian State					Did not play						
D1	Western Kentucky					Did not play						
D4	Belmont					Did not play						
D8	Missouri					Did not play						
D18	SE Louisiana					Did not play						
D21	MTSU					Did not play						
D29	Marquette					Did not play						
J2	Davidson					Did not play						
J8	South Carolina					Did not play						
J12	Georgia					Did not play						
J15	Tennessee					Did not play						
J19	Ole Miss					Did not play						
J22	Saint Mary's					Did not play						
J27	Mississippi State					Did not play						
J29	Arkansas					Did not play						
F1	Florida											
F5	South Carolina											
F10	Alabama											
F12	Kentucky											
F16	Georgia											
F19	Auburn											
F22	Tennessee											
F26	LSU											
M1	Kentucky											
M5	Florida											



JORDAN SMART

12

RS Sophomore, Guard
6' 6" 200 lbs.
Lexington, Ky.
Lexington Catholic HS

GENERAL ★ Has added 20 pounds to his frame heading into the 2010-11 season... Redshirted his freshman season.

2010-11 (RS SOPHOMORE) ★ Handed out three assists in just four minutes in season opener against Presbyterian (11/12/10) ... Scored first career points and pulled down a career-high two rebounds in win over SE Louisiana (12/18) ... Grabbed two rebounds in a career-high 16 minutes against Davidson (1/2).

PERSONAL ★ Jordan David Smart... Born Aug. 30, 1989 in Richmond, Va. ... Son of David and Jennifer Smart... Majoring in English... Nickname is Smeez or Smarty... Chose Vanderbilt over Princeton, Harvard and Centenary .. Advice to youngsters: "Respect your elders."

JORDAN SMART 2010-11 GBG

2010-11 (RS Sophomore)

Date	Opponent	M	FG-A	3P-A	FT-A	Reb	PF	A	T	B	S	PTS
N12	Presbyterian	4	0-0	0-0	0-0	0	0	3	0	0	0	0
N18	Nebraska					Did not play						
N19	West Virginia					Did not play						
N21	North Carolina					Did not play						
N24	Grambling State	5	0-1	0-1	0-0	1	0	0	0	0	0	0
N27	Appalachian State	1	0-1	0-1	0-0	0	0	0	0	0	0	0
D1	Western Kentucky	2	0-0	0-0	0-0	0	0	0	0	0	0	0
D4	Belmont					Did not play						
D8	Missouri					Did not play						
D18	SE Louisiana	7	1-1	1-1	0-0	2	0	1	0	0	0	3
D21	MTSU	3	0-1	0-1	0-0	2	0	0	0	0	0	0
D29	Marquette					Did not play						
J2	Davidson	16	0-0	0-0	0-0	2	2	0	0	0	0	0
J8	South Carolina					Did not play						
J12	Georgia					Did not play						
J15	Tennessee					Did not play						
J19	Ole Miss					Did not play						
J22	Saint Mary's	2	0-0	0-0	0-0	0	0	0	0	0	0	0
J27	Mississippi State					Did not play						
J29	Arkansas											
F1	Florida											
F5	South Carolina											
F10	Alabama											
F12	Kentucky											
F16	Georgia											
F19	Auburn											
F22	Tennessee											
F26	LSU											
M1	Kentucky											
M5	Florida											

Siakam's Overall Statistics at Vanderbilt

Year	GP	GS	Min	Avg	FG	FGA	Pct.	3FG	3FGA	Pct.	FT	FTA	Pct.	Off	Def	Tot	Avg	PF	FO	Ast	TO	Blk	Stl	Pts	Avg
2010-11																									
TOTAL																									

Siakam's SEC Statistics at Vanderbilt

Year	GP	GS	Min	Avg	FG	FGA	Pct.	3pt	3ptA	Pct.	FT	FTA	Pct.	Off	Def	Tot	Avg	PF	FO	Ast	TO	Blk	Stl	Pts	Avg
2010-11																									
TOTAL																									

Smart's Overall Statistics at Vanderbilt

Year	GP	GS	Min	Avg	FG	FGA	Pct.	3FG	3FGA	Pct.	FT	FTA	Pct.	Off	Def	Tot	Avg	PF	FO	Ast	TO	Blk	Stl	Pts	Avg
2009-10	10	0	27	2.7	0	6	.000	0	5	.000	0	0	.000	1	5	6	0.6	1	0	4	0	0	2	0	0.0
2010-11	8	0	40	5.0	1	4	.250	1	4	.250	0	0	.000	0	7	7	0.9	2	0	4	0	0	0	3	0.4
TOTAL	18	0	67	3.7	1	10	.100	1	9	.111	0	0	.000	1	12	13	0.7	3	0	8	0	0	2	3	0.2

Smart's SEC Statistics at Vanderbilt

Year	GP	GS	Min	Avg	FG	FGA	Pct.	3pt	3ptA	Pct.	FT	FTA	Pct.	Off	Def	Tot	Avg	PF	FO	Ast	TO	Blk	Stl	Pts	Avg
2009-10	3	0	7	2.3	0	2	.000	0	2	.000	0	0	.000	0	1	1	0.3	0	0	0	0	0	1	0	0.0
TOTAL	3	0	7	2.3	0	2	.000	0	2	.000	0	0	.000	0	1	1	0.3	0	0	0	0	0	1	0	0.0

PLAYER INFORMATION



JEFFERY TAYLOR

44 Junior, Forward
6'7" 225 lbs.
Norrkoping, Sweden
Hobbs HS (N.M.)

GENERAL ★ Multifaceted, high scoring wing player who has added 25 pounds to his frame heading into the 2010-11 season...Named a second-team All-SEC player in 2009-10 after being named to the All-SEC Freshman team in 2008-09...Started in every game of his Vanderbilt career...Scored 438 points as a sophomore, which ranks eighth all-time on the Vanderbilt sophomore single-season list.

2010-11 (JUNIOR) ★ Scored a career-high 27 points on 11-for-12 shooting in season opener against Presbyterian (11/12/10) ... Scored 15 points and grabbed seven rebounds in win over No. 8 North Carolina (11/21/10) ... Played a career-high 43 minutes and recorded a double-double with 18 points and 10 rebounds in overtime game against Missouri (12/8) ... Became the 41st player in Vanderbilt history to score 1,000 career points after scoring 22 against Davidson (1/2) ... Equalled a career-high with six assists against Ole Miss (1/19).

PERSONAL ★ Jeffery Matthew Taylor... Born May 23, 1989 in Norrkoping, Sweden... Parents are Jeff and Pia Taylor... Taylor's father, Jeff, played at Hobbs High School and Texas Tech University before playing in the NBA for the Houston Rockets and Detroit Pistons... Majoring in Sociology...His father eventually played professionally in Sweden and still lives there today... Has two brothers, Marques (14) and Vincent (10), and three sisters, Michaela (22), Melanie (18), and Vanessa (8)... Chose Vanderbilt over UCLA, Texas, Arizona, Kentucky and Gonzaga... Advice to youngsters: "Work hard and you can achieve anything."

JEFFERY TAYLOR 2010-11 GBG

2010-11 (Junior)

Date	Opponent	M	FG-A	3P-A	FT-A	Reb	PF	A	T	B	S	PTS
N12	Presbyterian*	26	11-12	3-4	2-2	1	1	2	3	0	0	27
N18	Nebraska*	34	3-7	2-2	6-12	4	2	3	1	1	1	14
N19	West Virginia*	14	1-4	0-1	3-3	1	5	1	2	0	0	5
N21	North Carolina*	34	6-13	2-5	1-2	7	1	3	5	2	0	15
N24	Grambling State*	12	1-2	0-1	2-2	2	0	1	0	1	0	4
N27	Appalachian State*	21	1-8	1-3	0-0	2	4	1	0	1	0	3
D1	Western Kentucky*	28	4-13	1-4	4-4	6	2	3	5	0	0	13
D4	Belmont*	37	5-11	1-2	5-7	8	2	2	4	0	2	16
D8	Missouri*	43	9-16	0-4	0-2	10	3	4	6	1	0	18
D18	SE Louisiana*	24	5-10	1-3	4-7	5	1	3	2	0	2	15
D21	MTSU*	31	4-7	2-4	8-10	4	2	2	4	0	0	18
D29	Marquette*	37	8-12	2-4	1-2	8	2	1	3	2	2	19
J2	Davidson*	25	6-10	1-1	9-10	4	1	4	2	1	1	22
J8	South Carolina*	39	4-16	0-2	6-7	6	4	3	2	0	2	14
J12	Georgia*	29	5-12	1-4	4-7	5	3	3	1	0	0	15
J15	Tennessee*	37	5-14	0-3	4-5	6	0	0	3	0	2	14
J19	Ole Miss*	34	5-12	0-3	5-7	8	1	6	3	0	1	15
J22	Saint Mary's*	30	4-5	2-3	9-10	7	2	1	5	1	1	19
J27	Mississippi State*	38	9-18	3-9	4-8	5	2	2	1	1	3	25
J29	Arkansas											
F1	Florida											
F5	South Carolina											
F10	Alabama											
F12	Kentucky											
F16	Georgia											
F19	Auburn											
F22	Tennessee											
F26	LSU											
M1	Kentucky											
M5	Florida											


Taylor's Overall Statistics at Vanderbilt

Year	GP	GS	Min	Avg	FG	FGA	Pct	3FG	3FGA	Pct	FT	FTA	Pct	Off	Def	Tot	Avg	PF	FO	Ast	TO	Blk	Stl	Pts	Avg
2008-09	31	31	805	26.0	136	271	.502	9	41	.220	96	139	.691	82	110	192	6.2	76	5	53	69	12	29	377	12.2
2009-10	33	33	883	26.8	148	300	.493	1	11	.091	141	189	.746	64	108	172	5.2	87	2	57	74	13	36	438	13.3
2010-11	19	19	573	30.2	96	202	.475	22	62	.355	77	107	.720	22	77	99	5.2	38	1	45	52	11	17	291	15.3
TOTAL	83	83	2261	27.2	380	773	.492	32	114	.281	314	435	.722	168	295	463	5.6	201	8	155	195	36	82	1106	13.3

Taylor's SEC Statistics at Vanderbilt

Year	GP	GS	Min	Avg	FG	FGA	Pct	3pt	3ptA	Pct	FT	FTA	Pct	Off	Def	Tot	Avg	PF	FO	Ast	TO	Blk	Stl	Pts	Avg
2008-09	16	16	425	26.6	64	131	.489	4	12	.333	53	76	.697	47	53	100	6.3	38	3	30	43	5	12	185	11.6
2009-10	16	16	444	27.8	68	137	.496	0	3	.000	83	108	.769	25	46	71	4.4	46	2	29	40	7	20	219	13.7
2010-11	5	5	177	35.4	28	72	.389	4	21	.190	23	34	.676	8	22	30	6.0	10	0	14	10	1	8	83	16.6
TOTAL	37	37	1046	28.3	160	340	.471	8	36	.222	159	218	.729	80	121	201	5.4	94	5	73	93	13	40	487	13.2

PLAYER INFORMATION



STEVE TCHIENGANG

33

Junior, Forward
6' 9" 240 lbs.
Douala, Cameroon
Montverde Acad. (Fla.)/Cypress
Comm. Christian (Texas)

GENERAL ★ 6'9 forward who is a physical presence around the basket who can step out and hit a perimeter jumpshot to keep defenses honest... Also saw time as a sophomore at the center position.

2010-11 (JUNIOR) ★ Grabbed eight rebounds and recorded four blocks in win over Nebraska (11/18/10)...Scored career-high 12 points vs. Grambling (11/24) - also added seven rebounds ... Set a new career-high in points with 15 in win over SE Louisiana (12/18) ... Grabbed six rebounds in win at Mississippi State (1/27).

PERSONAL ★ Steve Leandre Noubissie Tchiengang... Born Dec. 29, 1988 in Douala, Cameroon... Birth parents are Noubissie Emmanuel and Noubissie Veronique in Cameroon; American parents are David and Kathy Ambrose... Has three brothers, Daniel Ambrose (20), Kyle Ambrose (17), and Michael Ambrose (15), and one sister, Amy Ambrose (19)... Majoring in Economics ... Nickname is "The Proof"... Chose Vanderbilt over Baylor, Georgia Tech, Notre Dame and Oklahoma... Advice to youngsters: "Always hold on to your dreams, work hard at it, and never give up no matter what."

STEVE TCHIENGANG 2010-11 GBG

2010-11 (Junior)

Date	Opponent	M	FG-A	3P-A	FT-A	Reb	PF	A	T	B	S	PTS
N12	Presbyterian	16	2-4	1-2	0-0	4	1	0	0	1	1	5
N18	Nebraska	25	2-4	1-2	0-0	8	4	1	2	4	1	5
N19	West Virginia	21	0-2	0-1	3-4	6	4	0	1	0	0	3
N21	North Carolina	15	1-1	0-0	0-0	2	1	2	1	0	0	2
N24	Grambling State	16	3-8	2-5	4-4	7	3	0	1	0	0	12
N27	Appalachian State	14	2-6	2-4	2-2	0	3	1	0	0	1	8
D1	Western Kentucky	18	1-4	1-3	0-0	4	1	2	1	0	1	3
D4	Belmont	14	0-0	0-0	0-0	4	3	1	2	0	0	0
D8	Missouri	12	0-1	0-0	0-0	2	0	0	1	0	0	0
D18	SE Louisiana	20	5-8	2-3	3-3	5	2	0	1	2	1	15
D21	MTSU	23	2-3	0-1	4-4	3	3	2	2	1	0	8
D29	Marquette	20	4-4	1-1	1-2	0	4	1	2	1	1	10
J2	Davidson	21	4-7	2-3	4-8	2	0	0	1	0	0	14
J8	South Carolina	21	5-9	0-1	0-0	4	2	1	1	0	0	10
J12	Georgia	14	0-4	0-1	0-0	1	2	0	0	0	0	0
J15	Tennessee	12	0-4	0-2	0-0	1	2	0	0	1	0	0
J19	Ole Miss	9	0-0	0-0	0-0	1	1	0	1	0	0	0
J22	Saint Mary's	13	1-1	1-1	0-0	1	0	0	2	0	0	3
J27	Mississippi State	22	1-6	1-3	0-0	6	2	0	2	0	0	3
J29	Arkansas											
F1	Florida											
F5	South Carolina											
F10	Alabama											
F12	Kentucky											
F16	Georgia											
F19	Auburn											
F22	Tennessee											
F26	LSU											
M1	Kentucky											
M5	Florida											

Tchiengang's Overall Statistics at Vanderbilt

Year	GP	GS	Min	Avg	FG	FGA	Pct	3FG	3FGA	Pct	FT	FTA	Pct	Off	Def	Tot	Avg	PF	FO	Ast	TO	Blk	Stl	Pts	Avg
2008-09	25	16	432	17.3	28	85	.329	12	39	.308	23	32	.719	23	56	79	3.2	71	2	12	30	11	9	91	3.6
2009-10	33	1	382	11.6	38	75	.507	5	13	.385	31	51	.608	31	52	83	2.5	74	2	7	37	5	7	112	3.4
2010-11	19	0	326	17.2	33	76	.434	14	33	.424	21	27	.778	21	49	70	3.7	38	0	11	21	10	6	101	5.3
TOTAL	77	17	1140	14.8	99	236	.419	31	85	.365	75	110	.682	75	157	232	3.0	183	4	30	88	26	22	304	3.9

Tchiengang's SEC Statistics at Vanderbilt

Year	GP	GS	Min	Avg	FG	FGA	Pct	3pt	3ptA	Pct	FT	FTA	Pct	Off	Def	Tot	Avg	PF	FO	Ast	TO	Blk	Stl	Pts	Avg
2008-09	16	10	279	17.4	20	55	.364	9	26	.346	18	23	.783	13	37	50	3.1	48	2	7	20	8	7	67	4.2
2009-10	16	1	207	12.9	18	36	.500	3	6	.500	18	30	.600	16	30	46	2.9	42	2	3	20	2	2	57	3.6
2010-11	5	0	78	15.6	6	23	.261	1	7	.143	0	0	.000	4	9	13	2.6	9	0	1	4	1	0	13	2.6
TOTAL	37	11	564	15.2	44	114	.386	13	39	.333	36	53	.679	33	76	109	2.9	99	4	11	44	11	9	137	3.7

PLAYER INFORMATION



BRAD TINSLEY

1

Junior, Guard
6' 3" 210 lbs.
Oregon City, Ore.
Oregon City HS

GENERAL ★ Combo guard who played both guard positions as a freshman and sophomore...Slated to open the season as the starting point guard, but will also play the two guard spot.

2010-11 (JUNIOR) ★ Named SEC Player of the Week (11/15) after becoming the first player in Commodore history to post a triple-double with 11 points, 10 rebounds and 10 assists in win over Presbyterian (11/12/10)... Scored 10 points against West Virginia (11/19/10) ... Scored 14 points vs. Grambling (11/24) ... Scored 15 points and handed out eight assists against Marquette (12/29) ... Posted second double-double of the season with 14 points and 10 rebounds against Davidson (1/2).

PERSONAL ★ Bradley Glen Tinsley... Born May 10, 1989 in Oregon City, Ore. ... Son of Carl and Kathy Tinsley... Has one sister Cassie (24) and one brother David (21)... Majoring in Sociology.. Nickname is Tins... Chose Vanderbilt over Utah, Oregon, Wake Forest, Butler, Colorado and North Carolina... Advice to youngsters: "Enjoy your childhood because it goes by fast."

BRAD TINSLEY 2010-11 GBG

2010-11 (Junior)

Date	Opponent	M	FG-A	3P-A	FT-A	Reb	PF	A	T	B	S	PTS
N12	Presbyterian*	29	4-6	2-3	1-2	10	0	10	2	1	3	11
N18	Nebraska*	35	2-7	1-4	2-2	6	0	5	2	1	2	7
N19	West Virginia*	31	3-12	1-7	3-4	4	1	3	3	1	0	10
N21	North Carolina*	31	2-6	1-3	3-4	2	2	5	5	0	1	8
N24	Grambling State*	26	4-8	1-4	5-7	4	1	5	5	0	0	14
N27	Appalachian State*	30	2-4	1-3	0-0	5	2	8	3	0	1	5
D1	Western Kentucky*	21	2-4	0-0	2-2	3	2	4	4	0	2	6
D4	Belmont*	34	4-7	2-3	4-6	5	0	2	2	0	0	14
D8	Missouri*	36	3-9	1-4	0-1	3	2	3	4	0	2	16
D18	SE Louisiana*	28	4-5	1-2	0-0	5	0	7	0	0	0	9
D21	MTSU*	34	3-10	2-6	2-2	3	0	2	0	2	2	10
D29	Marquette*	36	6-11	1-2	2-4	1	3	8	1	0	0	15
J2	Davidson*	29	4-8	1-3	5-5	10	2	4	1	0	2	14
J8	South Carolina*	39	2-7	0-3	0-0	1	1	5	2	0	0	4
J12	Georgia*	36	3-6	1-3	2-2	5	0	1	3	0	1	9
J15	Tennessee*	34	4-8	3-4	1-2	6	2	5	2	1	1	12
J19	Ole Miss*	35	4-9	2-5	4-4	2	1	1	3	1	0	14
J22	Saint Mary's*	25	4-6	2-2	8-10	5	1	4	2	0	0	18
J27	Mississippi State*	34	3-13	2-6	0-1	4	0	5	0	0	0	8
J29	Arkansas											
F1	Florida											
F5	South Carolina											
F10	Alabama											
F12	Kentucky											
F16	Georgia											
F19	Auburn											
F22	Tennessee											
F26	LSU											
M1	Kentucky											
M5	Florida											

Tinsley's Overall Statistics at Vanderbilt

Year	GP	GS	Min	Avg	FG	FGA	Pct	3FG	3FGA	Pct	FT	FTA	Pct	Off	Def	Tot	Avg	PF	FO	Ast	TO	Blk	Stl	Pts	Avg
2008-09	31	28	960	31.0	108	258	.419	69	168	.411	56	68	.824	7	72	79	2.5	36	0	86	64	5	20	341	11.0
2009-10	33	27	858	26.0	77	190	.405	31	105	.295	44	51	.863	5	78	83	2.5	38	0	94	60	5	15	229	6.9
2010-11	19	19	603	31.7	63	146	.432	25	67	.373	44	58	.759	6	78	84	4.4	20	0	87	44	6	17	195	10.3
TOTAL	83	74	2421	29.2	248	594	.418	125	340	.368	144	177	.814	18	228	246	3.0	94	0	267	168	16	52	765	9.2

Tinsley's SEC Statistics at Vanderbilt

Year	GP	GS	Min	Avg	FG	FGA	Pct	3pt	3ptA	Pct	FT	FTA	Pct	Off	Def	Tot	Avg	PF	FO	Ast	TO	Blk	Stl	Pts	Avg
2008-09	16	15	508	31.8	56	135	.415	32	83	.386	31	36	.861	5	38	43	2.7	20	0	47	35	3	9	175	10.9
2009-10	16	13	420	26.3	38	98	.388	11	46	.239	31	33	.939	4	42	46	2.9	20	0	45	23	2	7	118	7.4
2010-11	5	5	178	35.6	16	43	.372	8	21	.381	7	9	.778	1	17	18	3.6	4	0	17	10	1	2	47	9.4
TOTAL	37	33	1106	29.9	110	276	.399	51	150	.340	69	78	.885	10	97	107	2.9	44	0	109	68	6	18	340	9.2

PLAYER INFORMATION



ANDRE WALKER

54

RS Junior, Forward
6' 7" 220 lbs.
Flossmoor, Ill.
Brewster Acad. (N.H.)/
Homewood-Flossmoor HS

GENERAL ★ Owns great range from the perimeter with solid ball handling skills...Returned to the floor in 2009-10 after missing most of the 2008-09 season with a knee injury...Changed his number from 24 to 54 for his junior season.

2010-11 (JUNIOR) ★ Grabbed seven rebounds in season-opener against Presbyterian (11/12/10)...Had career-high four steals vs. Grambling (11/24) ... Handed out eight assists against Western Kentucky (12/1) ... Hit the game winning shot against Marquette (12/29).

PERSONAL ★ Andre Medart Walker, Jr. ...Born March 9, 1988 in Hayward, Calif. ... Son of Jane (deceased) and Andre Sr. ... Majoring in Human and Organizational Development... Chose Vanderbilt over Illinois, Creighton and Southern Illinois.

ANDRE WALKER 2010-11 GBG

2010-11 (RS Junior)

Date	Opponent	M	FG-A	3P-A	FT-A	Reb	PF	A	T	B	S	PTS
N12	Presbyterian*	24	1-2	0-0	0-0	7	2	4	1	1	0	2
N18	Nebraska*	27	2-5	0-0	0-0	3	5	0	2	1	0	4
N19	West Virginia*	17	1-2	0-0	0-0	4	3	2	1	0	0	2
N21	North Carolina*	17	1-1	0-0	0-0	0	5	2	0	1	1	2
N24	Grambling State*	26	2-5	0-1	0-0	6	1	3	3	1	4	4
N27	Appalachian State*	30	3-5	0-0	2-2	7	1	7	1	0	0	8
D1	Western Kentucky*	21	2-4	0-0	0-0	0	1	8	2	1	1	4
D4	Belmont											
D8	Missouri											
D18	SE Louisiana											
D21	MTSU											
D29	Marquette*	30	3-6	0-0	1-1	8	1	5	2	0	0	7
J2	Davidson											
J8	South Carolina											
J12	Georgia											
J15	Tennessee											
J19	Ole Miss											
J22	Saint Mary's											
J27	Mississippi State											
J29	Arkansas											
F1	Florida											
F5	South Carolina											
F10	Alabama											
F12	Kentucky											
F16	Georgia											
F19	Auburn											
F22	Tennessee											
F26	LSU											
M1	Kentucky											
M5	Florida											

Walker's Overall Statistics at Vanderbilt

Year	GP	GS	Min	Avg	FG	FGA	Pct	3FG	3FGA	Pct	FT	FTA	Pct	Off	Def	Tot	Avg	PF	FO	Ast	TO	Blk	Stl	Pts	Avg
2007-08	34	0	381	11.2	30	78	.385	2	10	.200	19	35	.543	28	40	68	2.0	57	1	36	26	11	9	81	2.4
2008-09	3	1	71	23.7	5	8	.625	0	0	.000	4	5	.800	5	9	14	4.7	6	0	4	6	4	2	14	4.7
2009-10	32	31	799	25.0	82	152	.539	2	4	.500	29	42	.690	61	111	172	5.4	91	3	81	52	29	30	195	6.1
2010-11	8	8	192	24.0	15	30	.500	0	1	.000	3	3	1.000	11	24	35	4.4	19	2	31	12	5	6	33	4.1
TOTAL	77	40	1443	18.7	132	268	.493	4	15	.267	55	85	.647	105	184	289	3.8	173	6	152	96	49	47	323	4.2

Walker's SEC Statistics at Vanderbilt

Year	GP	GS	Min	Avg	FG	FGA	Pct	3pt	3ptA	Pct	FT	FTA	Pct	Off	Def	Tot	Avg	PF	FO	Ast	TO	Blk	Stl	Pts	Avg
2007-08	16	0	158	9.9	18	38	.474	1	5	.200	8	13	.615	13	20	33	2.1	23	0	15	6	6	3	45	2.8
2009-10	15	15	398	26.5	35	65	.538	2	4	.500	14	19	.737	30	59	89	5.9	47	2	43	31	11	12	86	5.7
TOTAL	31	15	556	17.9	53	103	.515	3	9	.333	22	32	.688	43	79	122	3.9	70	2	58	37	17	15	131	4.2

2010-11 Vanderbilt Basketball
Vanderbilt Combined Team Statistics (as of Jan 28, 2011)
All games

RECORD:	OVERALL	HOME	AWAY	NEUTRAL
ALL GAMES	15-4	11-0	2-3	2-1
CONFERENCE	3-2	2-0	1-2	0-0
NON-CONFERENCE	12-2	9-0	1-1	2-1

#	Player	gp-gs	min	avg	Total		3-Point		F-Throw		Rebounds				pf	dq	a	to	blk	stl	pts	avg
					fg-fga	fg%	3fg-fga	3fg%	ft-fa	ft%	off	def	tot	avg								
23	JENKINS, John	18-18	610	33.9	98-223	.439	57-137	.416	86-96	.896	10	48	58	3.2	22	0	17	27	7	13	339	18.8
44	TAYLOR, Jeffery	19-19	573	30.2	96-202	.475	22-62	.355	77-107	.720	22	77	99	5.2	38	1	45	52	11	17	291	15.3
03	EZELI, Festus	19-19	409	21.5	81-134	.604	0-0	.000	79-128	.617	52	64	116	6.1	66	3	4	35	43	15	241	12.7
01	TINSLEY, Brad	19-19	603	31.7	63-146	.432	25-67	.373	44-58	.759	6	78	84	4.4	20	0	87	44	6	17	195	10.3
05	GOULBOURNE, Lance	17-9	446	26.2	44-96	.458	10-30	.333	51-66	.773	38	102	140	8.2	31	0	25	36	14	13	149	8.8
33	TCHIENGANG, Steve	19-0	326	17.2	33-76	.434	14-33	.424	21-27	.778	21	49	70	3.7	38	0	11	21	10	6	101	5.3
45	ODOM, Rod	19-3	306	16.1	30-73	.411	17-46	.370	4-8	.500	21	34	55	2.9	41	0	7	21	4	11	81	4.3
54	WALKER, Andre	8-8	192	24.0	15-30	.500	0-1	.000	3-3	1.000	11	24	35	4.4	19	2	31	12	5	6	33	4.1
50	DUFFY, Joe	9-0	49	5.4	8-12	.667	3-4	.750	6-9	.667	4	8	12	1.3	7	0	3	3	0	1	25	2.8
11	FULLER, Kyle	19-0	273	14.4	16-47	.340	2-16	.125	5-9	.556	4	18	22	1.2	26	0	32	25	1	9	39	2.1
12	SMART, Jordan	8-0	40	5.0	1-4	.250	1-4	.250	0-0	.000	0	7	7	0.9	2	0	4	0	0	0	3	0.4
14	NOLL, Aaron	4-0	8	2.0	0-0	.000	0-0	.000	0-0	.000	0	2	2	0.5	0	0	0	0	0	0	0	0.0
10	MERIWETHER, Chris	7-0	15	2.1	0-6	.000	0-2	.000	0-0	.000	0	3	3	0.4	0	0	3	1	0	0	0	0.0
Team											25	29	54		1		1					
Total.....		19	3850		485-1049	.462	151-402	.376	376-511	.736	214	543	757	39.8	311	6	269	278	101	108	1497	78.8
Opponents.....		19	3850		465-1199	.388	108-381	.283	219-317	.691	242	424	666	35.1	406	-	212	248	66	139	1257	66.2

TEAM STATISTICS	VU	OPP	Date	Opponent	Score	Att.
SCORING	1497	1257	11/12/10	PRESBYTERIAN	w 88-47	13481
Points per game	78.8	66.2	11/18/10	vs Nebraska	w 59-49	4018
Scoring margin	+12.6	-	11/19/10	vs West Virginia	L 71-74	10127
FIELD GOALS-ATT	485-1049	465-1199	11/21/10	vs North Carolina	w 72-65	11575
Field goal pct	.462	.388	11/24/10	GRAMBLING STATE	w 92-59	12270
3 POINT FG-ATT	151-402	108-381	11/27/10	APPALACHIAN STATE	w 86-73	13398
3-point FG pct	.376	.283	12/01/10	WESTERN KENTUCKY	w 82-62	13577
3-pt FG made per game	7.9	5.7	12/04/10	BELMONT	w 85-76	13902
FREE THROWS-ATT	376-511	219-317	12/08/10	at Missouri	Lot 82-85	11168
Free throw pct	.736	.691	12/18/10	SOUTHEASTERN LOUISIA	w 85-52	12632
F-Throws made per game	19.8	11.5	12/21/10	at Middle Tennessee	w 72-53	6820
REBOUNDS	757	666	12/29/10	MARQUETTE	w 77-76	13604
Rebounds per game	39.8	35.1	1/02/11	DAVIDSON	w 80-52	13106
Rebounding margin	+4.8	-	* 1/8/11	at South Carolina	Lot 75-83	10439
ASSISTS	269	212	* 1/12/11	GEORGIA	w 73-66	14316
Assists per game	14.2	11.2	* 1/15/11	at Tennessee	L 64-67	21198
TURNOVERS	278	248	* 1/19/11	OLE MISS	w 84-74	14134
Turnovers per game	14.6	13.1	1/22/11	SAINT MARY'S	w 89-70	14316
Turnover margin	-1.6	-	* 1/27/11	at Mississippi State	w 81-74	8870
Assist/turnover ratio	1.0	0.9				
STEALS	108	139				
Steals per game	5.7	7.3				
BLOCKS	101	66				
Blocks per game	5.3	3.5				
ATTENDANCE	148736	84215				
Home games-Avg/Game	11-13521	5-11699				
Neutral site-Avg/Game	-	3-8573				

* - Conference game

Score by Periods	1st	2nd	OT	Totals
Vanderbilt	729	755	13	1497
Opponents	590	643	24	1257

2010-11 Vanderbilt Basketball
Vanderbilt Combined Team Statistics (as of Jan 27, 2011)
Conference games

RECORD:	OVERALL	HOME	AWAY	NEUTRAL
ALL GAMES	3-2	2-0	1-2	0-0
CONFERENCE	3-2	2-0	1-2	0-0
NON-CONFERENCE	0-0	0-0	0-0	0-0

#	Player	gp-gs	min	avg	Total		3-Point		F-Throw		Rebounds				pf	dq	a	to	blk	stl	pts	avg		
					fg-fga	fg%	3fg-fga	3fg%	ft-fta	ft%	off	def	tot	avg										
23	JENKINS, John	5-5	185	37.0	29-54	.537	17-34	.500	32-33	.970	3	20	23	4.6	6	0	7	9	3	5	107	21.4		
44	TAYLOR, Jeffery	5-5	177	35.4	28-72	.389	4-21	.190	23-34	.676	8	22	30	6.0	10	0	14	10	1	8	83	16.6		
03	EZELI, Festus	5-5	116	23.2	18-33	.545	0-0	.000	28-43	.651	12	13	25	5.0	20	2	2	13	11	5	64	12.8		
01	TINSLEY, Brad	5-5	178	35.6	16-43	.372	8-21	.381	7-9	.778	1	17	18	3.6	4	0	17	10	1	2	47	9.4		
05	GOULBOURNE, Lance	5-5	158	31.6	11-29	.379	2-8	.250	16-22	.727	14	44	58	11.6	10	0	10	12	3	4	40	8.0		
45	ODOM, Rod	5-0	78	15.6	7-17	.412	2-9	.222	0-0	.000	4	9	13	2.6	13	0	2	7	0	2	16	3.2		
33	TCHIENGANG, Steve	5-0	78	15.6	6-23	.261	1-7	.143	0-0	.000	4	9	13	2.6	9	0	1	4	1	0	13	2.6		
11	FULLER, Kyle	5-0	54	10.8	2-6	.333	0-0	.000	3-5	.600	1	1	2	0.4	4	0	3	4	0	2	7	1.4		
50	DUFFY, Joe	1-0	1	1.0	0-0	.000	0-0	.000	0-0	.000	0	0	0	0.0	0	0	0	1	0	0	0	0.0		
Team											12	4	16											
Total.....		5	1025		117-277	.422	34-100	.340	109-146	.747	59	139	198	39.6	76	2	56	70	20	28	377	75.4		
Opponents.....		5	1025		137-346	.396	33-114	.289	57-73	.781	75	121	196	39.2	105	-	55	52	31	40	364	72.8		

TEAM STATISTICS	VU	OPP	Date	Opponent	Score	Att.
SCORING	377	364	* 1/8/11	at South Carolina	Lot 75-83	10439
Points per game	75.4	72.8	* 1/12/11	GEORGIA	W 73-66	14316
Scoring margin	+2.6	-	* 1/15/11	at Tennessee	L 64-67	21198
FIELD GOALS-ATT	117-277	137-346	* 1/19/11	OLE MISS	W 84-74	14134
Field goal pct	.422	.396	* 01-27-11	at Mississippi State	W 81-74	8870
3 POINT FG-ATT	34-100	33-114	* - Conference game			
3-point FG pct	.340	.289				
3-pt FG made per game	6.8	6.6				
FREE THROWS-ATT	109-146	57-73				
Free throw pct	.747	.781				
F-Throws made per game	21.8	11.4				
REBOUNDS	198	196				
Rebounds per game	39.6	39.2				
Rebounding margin	+0.4	-				
ASSISTS	56	55				
Assists per game	11.2	11.0				
TURNOVERS	70	52				
Turnovers per game	14.0	10.4				
Turnover margin	-3.6	-				
Assist/turnover ratio	0.8	1.1				
STEALS	28	40				
Steals per game	5.6	8.0				
BLOCKS	20	31				
Blocks per game	4.0	6.2				
ATTENDANCE	28450	40507				
Home games-Avg/Game	2-14225	3-13502				
Neutral site-Avg/Game	-	0-0				

Score by Periods	1st	2nd	OT	Totals
Vanderbilt	179	195	3	377
Opponents	161	192	11	364

2010-11 Vanderbilt Basketball
 Vanderbilt Team Game-by-Game (as of Jan 28, 2011)
 All games

TEAM STATISTICS

Opponent	Date	Score		Total		3-Pointers		Free throws		Rebounds				pf	a	t/o	blk	stl	pts	avg
				fg-fga	pct	3fg-fga	pct	ft-fta	pct	off	def	tot	avg							
PRESBYTERIAN	11/12/10	88-47	W	37-61	.607	9-22	.409	5-6	.833	9	31	40	40.0	10	22	10	7	6	88	88.0
vs Nebraska	11/18/10	59-49	W	18-46	.391	5-17	.294	18-26	.692	5	29	34	37.0	21	10	12	8	6	59	73.5
vs West Virginia	11/19/10	71-74	L	19-58	.328	7-26	.269	26-34	.765	15	27	42	38.7	27	9	13	5	4	71	72.7
vs North Carolina	11/21/10	72-65	W	22-47	.468	7-18	.389	21-27	.778	10	24	34	37.5	20	14	21	4	5	72	72.5
GRAMBLING STATE	11/24/10	92-59	W	27-66	.409	10-29	.345	28-37	.757	25	40	65	43.0	12	17	17	5	4	92	76.4
APPALACHIAN STATE	11/27/10	86-73	W	34-66	.515	9-22	.409	9-12	.750	14	23	37	42.0	19	20	12	6	3	86	78.0
WESTERN KENTUCKY	12/01/10	82-62	W	30-57	.526	11-23	.478	11-14	.786	9	25	34	40.9	14	23	23	4	7	82	78.6
BELMONT	12/04/10	85-76	W	22-44	.500	6-12	.500	35-45	.778	11	28	39	40.6	17	11	20	3	8	85	79.4
at Missouri	12/08/10	82-85	Lot	31-59	.525	9-25	.360	11-22	.500	8	32	40	40.6	18	15	17	10	8	82	79.7
SOUTHEASTERN LOUISI	12/18/10	85-52	W	29-56	.518	13-26	.500	14-24	.583	10	32	42	40.7	12	16	9	6	6	85	80.2
at Middle Tennessee	12/21/10	72-53	W	20-46	.435	8-23	.348	24-36	.667	7	29	36	40.3	19	11	12	6	8	72	79.5
MARQUETTE	12/29/10	77-76	W	30-63	.476	6-23	.261	11-16	.688	12	24	36	39.9	18	17	10	6	4	77	79.2
DAVIDSON	1/02/11	80-52	W	23-53	.434	6-14	.429	28-34	.824	7	34	41	40.0	10	14	9	8	6	80	79.3
at South Carolina	1/8/11	75-83	Lot	25-64	.391	7-20	.350	18-24	.750	14	27	41	40.1	17	14	10	1	4	75	79.0
GEORGIA	1/12/11	73-66	W	21-50	.420	6-17	.353	25-35	.714	9	27	36	39.8	16	8	15	3	8	73	78.6
at Tennessee	1/15/11	64-67	L	21-51	.412	5-18	.278	17-22	.773	12	30	42	39.9	15	8	21	9	7	64	77.7
OLE MISS	1/19/11	84-74	W	24-50	.480	8-16	.500	28-34	.824	11	30	41	40.0	13	15	15	1	2	84	78.1
SAINT MARY'S	1/22/11	89-70	W	26-50	.520	11-22	.500	26-32	.813	13	26	39	39.9	18	14	23	3	5	89	78.7
at Mississippi State	1/27/11	81-74	W	26-62	.419	8-29	.276	21-31	.677	13	25	38	39.8	15	11	9	6	7	81	78.8
Vanderbilt		1497		485-1049	.462	151-402	.376	376-511	.736	214	543	757	39.8	311	269	278	101	108	1497	78.8
Opponents		1257		465-1199	.388	108-381	.283	219-317	.691	242	424	666	35.1	406	212	248	66	139	1257	66.2

Games played: 19
 Points/game: 78.8
 FG Pct: 46.2
 3FG Pct: 37.6
 FT Pct: 73.6

Rebounds/game: 39.8
 Assists/game: 14.2
 Turnovers/game: 14.6
 Assist/turnover ratio: 1.0
 Steals/game: 5.7
 Blocks/game: 5.3

2010-11 Vanderbilt Basketball
 Vanderbilt Opponent Game-by-Game (as of Jan 28, 2011)
 All games

OPPONENT STATISTICS

Opponent	Date	Score		Total		3-Pointers		Free throws		Rebounds				pf	a	t/o	blk	stl	pts	avg
				fg-fga	pct	3fg-fga	pct	ft-fta	pct	off	def	tot	avg							
PRESBYTERIAN	11/12/10	88-47	W	18-55	.327	4-14	.286	7-7	1.000	6	15	21	21.0	9	6	12	3	6	47	47.0
vs Nebraska	11/18/10	59-49	W	18-51	.353	0-10	.000	13-23	.565	11	26	37	29.0	23	8	15	3	4	49	48.0
vs West Virginia	11/19/10	71-74	L	20-55	.364	6-21	.286	28-39	.718	14	28	42	33.3	27	14	10	3	3	74	56.7
vs North Carolina	11/21/10	72-65	W	22-54	.407	3-11	.273	18-27	.667	15	20	35	33.8	25	8	22	3	8	65	58.8
GRAMBLING STATE	11/24/10	92-59	W	23-71	.324	9-29	.310	4-12	.333	11	15	26	32.2	23	13	11	2	7	59	58.8
APPALACHIAN STATE	11/27/10	86-73	W	26-55	.473	7-15	.467	14-23	.609	10	20	30	31.8	14	11	12	2	8	73	61.2
WESTERN KENTUCKY	12/01/10	82-62	W	24-60	.400	4-20	.200	10-16	.625	11	21	32	31.9	14	14	22	3	12	62	61.3
BELMONT	12/04/10	85-76	W	25-56	.446	7-23	.304	19-22	.864	6	19	25	31.0	32	12	15	1	8	76	63.1
at Missouri	12/08/10	82-85	Lot	31-81	.383	8-23	.348	15-22	.682	21	24	45	32.6	21	13	10	3	8	85	65.6
SOUTHEASTERN LOUISI	12/18/10	85-52	W	21-67	.313	6-22	.273	4-6	.667	16	24	40	33.3	18	8	14	2	6	52	64.2
at Middle Tennessee	12/21/10	72-53	W	20-54	.370	5-15	.333	8-14	.571	9	25	34	33.4	28	7	15	3	7	53	63.2
MARQUETTE	12/29/10	77-76	W	32-57	.561	5-14	.357	7-13	.538	6	23	29	33.0	16	17	12	2	6	76	64.2
DAVIDSON	1/02/11	80-52	W	22-75	.293	5-27	.185	3-5	.600	19	28	47	34.1	26	10	13	3	6	52	63.3
at South Carolina	1/8/11	75-83	Lot	33-75	.440	10-27	.370	7-12	.583	19	29	48	35.1	17	12	9	12	4	83	64.7
GEORGIA	1/12/11	73-66	W	25-72	.347	5-21	.238	11-15	.733	20	24	44	35.7	23	14	14	4	11	66	64.8
at Tennessee	1/15/11	64-67	L	26-74	.351	4-19	.211	11-13	.846	19	22	41	36.0	21	10	11	4	12	67	64.9
OLE MISS	1/19/11	84-74	W	27-67	.403	6-20	.300	14-16	.875	9	16	25	35.4	22	9	6	6	8	74	65.5
SAINT MARY'S	1/22/11	89-70	W	26-62	.419	6-23	.261	12-15	.800	12	15	27	34.9	25	16	13	2	10	70	65.7
at Mississippi State	1/27/11	81-74	W	26-58	.448	8-27	.296	14-17	.824	8	30	38	35.1	22	10	12	5	5	74	66.2
Opponents		1257		465-1199	.388	108-381	.283	219-317	.691	242	424	666	35.1	406	212	248	66	139	1257	66.2
Vanderbilt		1497		485-1049	.462	151-402	.376	376-511	.736	214	543	757	39.8	311	269	278	101	108	1497	78.8

Games played: 19
 Points/game: 66.2
 FG Pct: 38.8
 3FG Pct: 28.3
 FT Pct: 69.1

Rebounds/game: 35.1
 Assists/game: 11.2
 Turnovers/game: 13.1
 Assist/turnover ratio: 0.9
 Steals/game: 7.3
 Blocks/game: 3.5

2010-11 Vanderbilt Basketball
Vanderbilt Points-Rebounds-Assists (as of Jan 28, 2011)
All games

Opponent	Date	Score		01	03	05	10	11	12	14
				TINSLEY,BR	EZELI,FEST	GOULBOURNE	MERIWETHER	FULLER,KYL	SMART,JORD	NOLL,AARON
PRESBYTERIAN	11/12/10	88-47	w	11-10-10	14-6-0	5-7-0	0-0-1	6-2-2	0-0-3	0-0-0
vs Nebraska	11/18/10	59-49	w	7-6-5	2-5-0	5-1-0	DNP	0-1-0	DNP	DNP
vs West Virginia	11/19/10	71-74	L	10-4-3	8-11-0	3-7-1	DNP	2-0-2	DNP	DNP
vs North Carolina	11/21/10	72-65	w	8-2-5	15-9-1	9-8-1	DNP	2-0-0	DNP	DNP
GRAMBLING STATE	11/24/10	92-59	w	14-4-5	11-13-1	6-12-0	0-0-2	2-1-3	0-1-0	0-2-0
APPALACHIAN STATE	11/27/10	86-73	w	5-5-8	18-5-0	17-8-1	0-0-0	2-0-2	0-0-0	0-0-0
WESTERN KENTUCKY	12/01/10	82-62	w	6-3-4	14-3-0	3-3-1	0-1-0	3-1-3	0-0-0	0-0-0
BELMONT	12/04/10	85-76	w	14-5-2	24-10-0	15-6-2	DNP	0-2-2	DNP	DNP
at Missouri	12/08/10	82-85	L	7-3-3	16-9-0	11-7-5	DNP	1-1-2	DNP	DNP
SOUTHEASTERN LOUISIA	12/18/10	85-52	w	9-5-7	8-7-0	13-8-1	DNP	3-2-3	3-2-1	DNP
at Middle Tennessee	12/21/10	72-53	w	10-3-2	15-3-0	DNP	0-0-0	0-4-0	0-2-0	DNP
MARQUETTE	12/29/10	77-76	w	15-1-8	12-4-0	DNP	DNP	1-0-1	DNP	DNP
DAVIDSON	1/02/11	80-52	w	14-10-4	12-2-0	7-5-1	0-1-0	6-3-5	0-2-0	DNP
at South Carolina	1/8/11	75-83	L	4-1-5	7-4-0	9-14-3	DNP	2-0-0	DNP	DNP
GEORGIA	1/12/11	73-66	w	9-5-1	18-10-0	8-10-1	DNP	2-0-1	DNP	DNP
at Tennessee	1/15/11	64-67	L	12-6-5	9-6-1	0-6-0	DNP	2-0-0	DNP	DNP
OLE MISS	1/19/11	84-74	w	14-2-1	16-3-1	14-16-5	DNP	0-1-0	DNP	DNP
SAINT MARY'S	1/22/11	89-70	w	18-5-4	8-4-0	15-10-2	0-1-0	4-3-4	0-0-0	DNP
at Mississippi State	1/27/11	81-74	w	8-4-5	14-2-0	9-12-1	DNP	1-1-2	DNP	DNP

Opponent	Date	Score		23	33	44	45	50	54
				JENKINS,JO	TCHIENGANG	TAYLOR,JEF	ODOM,ROD	DUFFY,JOE	WALKER,AND
PRESBYTERIAN	11/12/10	88-47	w	10-0-0	5-4-0	27-1-2	5-0-0	3-1-0	2-7-4
vs Nebraska	11/18/10	59-49	w	22-2-1	5-8-1	14-4-3	0-3-0	DNP	4-3-0
vs West Virginia	11/19/10	71-74	L	27-5-0	3-6-0	5-1-1	11-2-0	DNP	2-4-2
vs North Carolina	11/21/10	72-65	w	16-2-0	2-2-2	15-7-3	3-1-0	DNP	2-0-2
GRAMBLING STATE	11/24/10	92-59	w	22-4-2	12-7-0	4-2-1	8-8-0	9-0-0	4-6-3
APPALACHIAN STATE	11/27/10	86-73	w	21-1-0	8-0-1	3-2-1	2-3-0	2-1-0	8-7-7
WESTERN KENTUCKY	12/01/10	82-62	w	21-5-1	3-4-2	13-6-3	11-6-1	4-0-0	4-0-8
BELMONT	12/04/10	85-76	w	10-3-2	0-4-1	16-8-2	6-0-0	DNP	DNP
at Missouri	12/08/10	82-85	L	23-3-0	0-2-0	18-10-4	6-1-1	DNP	DNP
SOUTHEASTERN LOUISIA	12/18/10	85-52	w	12-1-0	15-5-0	15-5-3	7-5-0	0-0-1	DNP
at Middle Tennessee	12/21/10	72-53	w	16-3-1	8-3-2	18-4-2	3-6-2	2-5-2	DNP
MARQUETTE	12/29/10	77-76	w	13-2-0	10-9-1	19-8-1	0-0-1	DNP	7-8-5
DAVIDSON	1/02/11	80-52	w	DNP	14-2-0	22-4-4	0-5-0	5-5-0	DNP
at South Carolina	1/8/11	75-83	L	27-5-1	10-4-1	14-6-3	2-4-1	DNP	DNP
GEORGIA	1/12/11	73-66	w	18-3-2	0-1-0	15-5-3	3-0-0	DNP	DNP
at Tennessee	1/15/11	64-67	L	21-4-2	0-1-0	14-6-0	6-6-0	0-0-0	DNP
OLE MISS	1/19/11	84-74	w	20-5-1	0-1-0	15-8-6	5-2-1	DNP	DNP
SAINT MARY'S	1/22/11	89-70	w	19-4-3	3-1-0	19-7-1	3-2-0	0-0-0	DNP
at Mississippi State	1/27/11	81-74	w	21-6-1	3-6-0	25-5-2	0-1-0	DNP	DNP