

2010-11 GAMENOTES

Vanderbilt Athletic Communications
2601 Jess Neely Drive
Nashville, TN 37212

Basketball SID: Andy Boggs

Phone: (615) 343-1847

Email: Andy.Boggs@Vanderbilt.edu

Website: VUCommodores.com



VANDERBILT
BASKETBALL

2010-11 BASKETBALL SCHEDULE

Date	Opponent	Site	Time
- November -			
3	Alabama-Huntsville#	Memorial Gym	W, 69-53
8	Southern Indiana#	Memorial Gym	W, 77-40
12	Presbyterian	Memorial Gym	W, 88-47
2010 Puerto Rico Tip Off			
18	Nebraska (ESPNU)	San Juan, P.R.	W, 59-49
19	West Virginia	San Juan, P.R.	L, 71-74
21	North Carolina	San Juan, P.R.	W, 72-65
24	Grambling State	Memorial Gym	W, 92-59
27	Appalachian State	Memorial Gym	W, 86-73
- December -			
1	Western Kentucky (CSS)	Memorial Gym	W, 82-62
4	Belmont (CSS)	Memorial Gym	W, 85-76
8	Missouri (ESPNU)	Columbia, Mo.	L, 82-85 (OT)
18	SE Louisiana	Memorial Gym	W, 85-52
21	MTSU (CSS)	Murfreesboro, Tenn.	W, 72-53
29	Marquette (ESPN2)	Memorial Gym	8 p.m.
- January -			
2	Davidson	Memorial Gym	4 p.m.
8	South Carolina* (ESPN2)	Columbia, S.C.	4 p.m.
12	Georgia* (SEC Network)	Memorial Gym	7 p.m.
15	Tennessee* (ESPN)	Knoxville, Tenn.	11 a.m.
19	Ole Miss* (CSS)	Memorial Gym	8 p.m.
22	Saint Mary's	Memorial Gym	1 p.m.
27	Miss. State* (ESPN/ESPN2)	Starkville, Miss.	6 p.m.
29	Arkansas* (FSN)	Memorial Gym	5 p.m.
- February -			
1	Florida* (ESPN)	Gainesville, Fla.	8 p.m.
5	South Carolina* (SEC Network)	Memorial Gym	12:30 p.m.
10	Alabama* (ESPN/ESPN2)	Memorial Gym	8 p.m.
12	Kentucky* (CBS)	Memorial Gym	12 p.m.
16	Georgia* (ESPNU)	Athens, Ga.	6 p.m.
19	Auburn* (SEC Network)	Auburn, Ala.	3 p.m.
22	Tennessee* (ESPN)	Memorial Gym	8 p.m.
26	LSU* (SEC Network)	Baton Rouge, La.	12:30 p.m.
- March -			
1	Kentucky* (ESPN)	Lexington, Ky.	8 p.m.
5	Florida* (ESPN)	Memorial Gym	5 p.m.
10-13	SEC Tournament	Atlanta, Ga.	TBA

Notes: (#) Exhibition; CSS - Comcast/ Charter Sports Southeast; FSN - Fox Sports Net; Dates and times are subject to change. All times Central.

GAME AT A GLANCE

#24/RV Vanderbilt (9-2) vs. Marquette (9-3)
Wednesday * December 29, 2010 * 8 p.m. CT
Memorial Gym (14,316) - Nashville, Tenn.
ESPN2

Series Info: Marquette leads the all-time series, 3-1. Marquette leads 1-0 in games played in Nashville; Series is tied 1-1 in games played at Marquette; Marquette leads 1-0 in game played on a neutral floor.

Last Meeting: Marquette defeated Vanderbilt, 69-61, on March 14, 1974, in the first round of the NCAA Mideast Regionals in Tuscaloosa, Ala.

Head Coaches: Kevin Stallings is in his 12th year at Vanderbilt (222-139) and his 18th overall (344-202). Buzz Williams in his third year at Marquette (56-23) and third year overall.

Radio: Vanderbilt Sports Network from IMG College (WRQQ - 97.1 FM); vucommodores.com

Play-by-Play: Joe Fisher (13th year) **Color:** Tim Thompson (10th year)
TV: ESPN2

Play-by-Play: Clay Matvick **Color:** Mark Gottfried

Vanderbilt Welcomes Big East Foe Marquette To Memorial

The Vanderbilt Commodores will take on their second Big East foe of the 2010-11 campaign when they welcome Marquette to Memorial Gym on December 29 for an 8 p.m. CT tip-off. The game can be heard on the Vanderbilt Sports Network from IMG College and vucommodores.com.

ESPN2 will have the television broadcast of the game, with Clay Matvick and Mark Gottfried on the call.

Vanderbilt-Middle Tennessee State Tidbits

Junior forward Jeffery Taylor led four Vanderbilt players in double-figures with 18 points in a 72-53 road win over Middle Tennessee State in Murfreesboro on December 21. John Jenkins (16), Festus Ezeli (15), and Brad Tinsley (10) also added double-figures, and the Commodores had another stellar defensive effort, holding the Blue Raiders to 37.0% from the floor.

- With the win, Vanderbilt is now 28-4 all-time against MTSU and 13-4 in games played in Murfreesboro.
- The Commodores improved to 1-1 in true road contests. Tuesday night's game was Vanderbilt's last non-conference road trip of the 2010-11 season. VU next ventures on the road in their SEC opener against South Carolina on January 8.
- Four players scored in double-figures, with junior forward Jeffery Taylor leading the way with 18 points. John Jenkins scored 16, Festus Ezeli 15, and Brad Tinsley 10.
- Vanderbilt's streak of five consecutive games of 50% or better from the floor was snapped against the Blue Raiders. Vanderbilt shot 43.5% from the floor against

VANDERBILT

TODAY'S PROBABLE STARTERS

#	Name	Pos.	Ht.	Wt.	Cl.	PPG	RPG	A/B/S	Hometown
1	Brad Tinsley	G	6'3	210	Jr.	9.2	4.5	4.9a	Oregon City, Ore.
<i>Tinsley notched the first triple-double in Vanderbilt basketball history vs. Presbyterian - 11 pts, 10 rebs, 10 assists; named SEC POTW for his efforts; had 10 pts at MTSU (12/21).</i>									
3	Festus Ezeli	C	6'11	255	R-Jr.	13.2	7.4	2.2b	Benin City, Nigeria
<i>Named SEC Player of the Week for Belmont and WKU games; scored 16 points, had 9 rebounds, and career-high six blocks at Missouri (12/8); scored 15 pts at MTSU (12/21).</i>									
45	Rod Odum	F	6'9	207	Fr.	5.6	3.2	0.7a	Brooklyn, N.Y.
<i>Made second start of his career against Middle Tennessee (12/21); 10-for-16 from three in his last five games.</i>									
23	John Jenkins	G	6'4	215	So.	18.2	2.6	0.6a	Hendersonville, Tenn.
<i>Won SEC Player of the Week honors for play in San Juan - averaged 21.7 points in three games; led team at Missouri (12/1) with 23 points, his 6th 20+-point game this year; scored 16 at MTSU.</i>									
44	Jeffery Taylor	G	6'7	225	Jr.	13.5	4.5	2.3a	Norrkoping, Sweden
<i>Team's leading returning scorer; first-team All-SEC preseason selection by media and coaches; led the team in scoring vs. SE La. (15 pts) and MTSU (18 pts).</i>									

MTSU.

- The Commodores held MTSU to only 37.1% from the floor, the eighth opponent to shoot 40% or worse from the floor.
- The 19-point winning margin was the team's largest on the road since a 30-point win over UMass (78-48) in Amherst on January 3, 2009.
- Vanderbilt was 24-for-36 from the free throw line, the Commodores fourth game of the season with 30 or more free throw attempts.
- VU outrebounded MTSU 36-34 on the night, the eighth time this season Vanderbilt has outrebounded its opponent. The Commodores are 8-0 in those contests.
- Vanderbilt was 8-for-23 from three on the night, compared to 5-for-15 for MTSU. VU has made more threes than all but one of their 2010-11 opponents (Belmont).
- Jeffery Taylor made a three-point basket at the 19:01 mark of the first half, which extended Vanderbilt's consecutive games streak with a three-pointer to 773 games.
- Ties: 1; Lead changes: 1
- VU largest lead: 25 (2nd half, 2:46).
- VU outscored MTSU 20-18 in the paint, 15-6 off of turnovers, 12-6 in second chance points, and 4-0 in fast break points. MTSU's bench outscored Vanderbilt's, 18-10.

Player notes:

- Jeffery Taylor led all Vanderbilt scorers with 18 points, his 54th career double-figure scoring game.
- John Jenkins added 16 points, tied a career-high with two blocks, and set a new career high with three steals.
- Festus Ezeli scored in double-figures for the eighth time this season with 15 points in only 16 minutes of action.
- Joe Duffy tied his career-high in rebounds with five.
- Brad Tinsley scored 10 points and had a new career-high in blocks with two. He also added two assists and two steals.

Team Notes

About Marquette

Marquette is 9-3 on the 2010-11 season after defeating Mississippi Valley State on December 21 at home.

Jimmy Butler leads the Golden Eagles in scoring, averaging 15.3 points per game. Darius Johnson-Odom (14.2), Jae Crowder (11.8), and Vander Blue (10.3) also average double figures for Marquette. Butler also leads the team in rebounding with 6.5 per game.

The Marquette Series

The December 29th meeting with Marquette will be the fifth all-time meeting between the two schools, with the Golden Eagles holding a 3-1 series advantage.

The last meeting between the two schools came in the 1974 NCAA Tournament in Tuscaloosa, Ala., a game Marquette won, 69-61. The last meeting in Nashville came in the 1920-21 campaign - Marquette claimed that meeting, 29-6.

Wednesday's game with Marquette is the first game of a home-and-home series with the Golden Eagles. Vanderbilt will play in Milwaukee next season.

Stallings Versus Marquette

Vanderbilt head coach Kevin Stallings will face Marquette for the first time as a head coach.

Stallings In Non-Conference Play

Entering his 12th season at the helm of the Commodores, Kevin Stallings is 138-47 in non-conference games and an astounding 101-8 in home non-conference games.

Vanderbilt Vs. The Big East

Vanderbilt is 24-38 all-time against members of the Big East Conference...VU is 0-1 against the league in 2010-11 - West Virginia knocked off the Commodores in the semifinals of the Honda Puerto Rico Tip-Off on Nov. 19, 74-71...The Commodores' last home game against a Big East opponent came against DePaul on December 5, 2009 - VU won that game, 67-54.

Vanderbilt in AP Top 25

The Commodores entered the 2010-11 AP Top 25 for the first time this week at #24. The Commodores were last ranked by the Associated Press at the end of last season (March 15th, 2010), when the Commodores were ranked 21st before the 2010 NCAA Tournament. VU is receiving votes in the ESPN/USA Today poll.

VU Wins 700 At Memorial Gym

The Commodores got their 700th win at Memorial Gym with the win over Belmont on December 4. VU has posted a 701-188 (.788) all-time record at the 59-year old facility. Memorial Gym is the oldest basketball building in use in the Southeastern Conference. Vanderbilt has won 18 consecutive non-conference games at Memorial, with its last loss coming against UIC on December 3, 2008.

Comparing The Teams

2010-11 Statistics	Vanderbilt	Marquette
Record	9-2	9-3
Scoring Offense	79.5	82.0
Scoring Defense	63.2	65.8
Scoring Margin	+16.3	+16.2
FG%	.477	.497
FG% Defense	.376	.415
3FG%	.387	.331
3FG% Defense	.291	.368
Free Throw %	.714	.699
Rebounding	40.3	39.1
Rebounding Margin	+6.9	+6.3
Turnovers/game	15.1	13.1
Opponent Turnovers	14.4	17.0
Steals	5.9	9.3
Blocks	5.8	4.6

Commodores Near The Top In A Number Of SEC Categories

Although it's in the early goings of the 2010-11 campaign (as of 12/27), Vanderbilt has asserted itself near the top of the SEC team rankings in a number of different categories.

The Commodores rank first in field goal percentage (.477) and 3-pointers made (8.5), and second in scoring (79.5), scoring margin (+16.3), free throw percentage (.714), field goal percentage defense (.376), 3-point field goal percentage (.387), 3-fg defense (.291), rebounding margin (+6.9), and assists (15.3).

3-Point Streak Continues Through 21st Season; VU One Of Three Teams To Hit A Trey In Every Game Since 1986-87 Season

Vanderbilt has made a 3-pointer in 773 consecutive games, a streak which began at the inception of the 3-point line in 1986-87. The Commodores rank second only to UNLV (783) for the longest streak in

RADIO NETWORK AFFILIATES

Fisher, Thompson Courtside to Call Action on Vanderbilt Radio Network From IMG College

Joe Fisher and Tim Thompson are back courtside this season, describing the action of every Commodore game to Vanderbilt followers throughout the Southeast.

Fisher, the Voice of the Commodores, will anchor Vanderbilt play-by-play for the 13th consecutive year.

A Nashville native, Fisher also handles the play-by-play broadcasting duties for Commodore football and a selected number of baseball games. He also serves as the Director of Broadcasting for Vanderbilt Student Athletics.

Prior to working for Vanderbilt, Fisher served as a television sports anchor in the Nashville market (1987-1996), with stints at WSMV-4 and WKRN-2. He also worked in the public relations field for two years.

Thompson, who is in his 10th year providing color commentary, played for Vanderbilt from 1975-79, receiving the Outstanding Leader and Civitan Sportsmanship Awards. He currently works with Nike College Sports Marketing.

Broadcast Engineer Bob Horner is in his 29th year courtside producing broadcasts of Commodore basketball. During his tenure, Horner has worked more than 750 games for Vanderbilt.

The broadcasts are produced by IMG College, the exclusive multi-media rightsholder for Vanderbilt. Jeff Miller is the general manager.

Radio Affiliates

WRQQ 97.1 FM	Nashville*
WSLV 1110-AM	Ardomore, Ala.
WQSV 7900-AM	Ashland City
WDOD 1310-AM	Chattanooga
WKFN 540-AM	Clarksville
WEKR 1240-AM	Fayetteville
WJJM 1490-AM	Lewisburg
WMSR 1320-AM	Manchester
KWAM 990-AM	Memphis
WCDD 1340-AM	Winchester

* Commodore Flagship Station

Division I basketball. Vanderbilt, UNLV and Princeton (660) are the only three schools in college basketball to have made at least one 3-pointer in every game played since the 3-point line was implemented.

Vanderbilt Signs Three To NLI's

Vanderbilt head men's basketball coach Kevin Stallings announced the signing of 6'5 point guard **Kedren Johnson (Lewisburg, Tenn.)**, 6'8 forward **Shelby Moats (Waconia, Minn.)**, and 6'4 shooting guard **Dai-Jon Parker (Alpharetta, Ga.)** to National Letters of Intent. All three will be eligible to play for the Commodores beginning in the fall of 2011-12.

Many have ranked the Commodores' group in their top 25 recruiting classes. ESPN has the group ranked #23 in the nation.

Commodores Finish Third In San Juan

Vanderbilt saw some good competition at the 2010 Honda Puerto Rico Tip-Off - the Commodores knocked off Nebraska and then #8 North Carolina, and dropped a tough three-point decision to West Virginia in the tournament semifinals.

Preseason Team Notes

Commodores Return Nine Scholarship Players From 2009-10

Vanderbilt returns nine scholarship players from 2009-10 and three walk-ons to the fold for the 2010-11 campaign. The Commodores' roster will sport three seniors (Joe Duffy, Darshawn McClellan, Chris Meriwether), seven juniors (Jeffery Taylor, Brad Tinsley, Andre Walker, Festus Ezeli, Steve Tchiengang, Lance Goulbourne, and Aaron Noll), two sophomores (John Jenkins, Jordan Smart), and four freshmen (Kyle Fuller, Josh Henderson, Rod Odom, James Siakam).

2009-10 Postseason Player Accolades

Senior guard Jermaine Beal became the 51st Vanderbilt player to make the All-SEC First Team since voting began in the 1948 campaign. The Commodores have had a player on the first team in four out of the last five years, and six in the last nine. Vanderbilt's last first-team selection was Shan Foster in 2008 - Foster also claimed the league's Player of the Year honor.

Jeffery Taylor's selection is his first to the All-SEC second team. He made the All-SEC freshman team in 2009. A.J. Ogilvy's selection to the second team is his third in three years. He was named to the All-Freshman team in 2008, and named to the second team in 2008, 2009, and now 2010.

John Jenkins is the 10th Vanderbilt player to be named to the All-Freshman team, and only the second to claim the league's Sixth Man of the Year award. Scott Hundley was the only other Commodore to be awarded with the honor, when he won it in 2004.

Stallings Wins SEC Coach of the Year in 2010

Vanderbilt head coach won his second SEC Coach of the Year award in 2010 in a vote by SEC Coaches. He was also awarded with the honor in 2007 by the league's coaches. Stallings was also named the District 21 Coach of the Year by the National Association of Basketball Coaches, and a finalist for the Skip Prosser Man of the Year Award.

Quick 2009-10 Recap

- Vanderbilt made its 11th appearance in the NCAA Tournament, and its fourth since 2004. The Commodores lost a heartbreaking, 66-65, decision to Murray State in San Jose, Calif.
- With the win over Ole Miss on February 18, 2010, Kevin Stallings clinched his fifth 20-win season as head coach of the Commodores, and his ninth as a head coach. Stallings is one

20-win season away from tying legendary VU head coach Roy Skinner (1959, 1962-76), who had six.

- The Commodores went 12-4 in SEC play in 2009-10, the most conference wins since the 1992-93 season when the Commodores won the SEC regular season title with a 14-2 record. The 12 wins is a new league high under head coach Kevin Stallings.

- Vanderbilt finished SEC play with a 6-2 road record - the six wins is a new Stallings-era record for road league victories in a season, and ties for the most since divisional play began in the SEC in the 1991-92 season. The 1992-93 team also had six road wins in league play.

- The Commodores had a regular season sweep of Florida, the first since 2000-01, and Tennessee, the first time since the 2004-05 campaign. The last time Vanderbilt was unbeaten against Tennessee and Florida in the same season - 1966.

- The Commodores finished the season 14-2 in home games at Memorial Gym, the sixth time in the Stallings' era that Vanderbilt has finished with 14 or more wins at home.

- For the year, VU had 167 blocks, a new record for blocks in a season for a Vanderbilt team. The previous best was 137 blocked shots, which happened in 2008-09.

- Vanderbilt finished the regular season with 23 wins, which tied for third most in school history with the 1965 and 1974 teams ... Only the 1993 and 2008 teams had more regular season victories (25).

- Vanderbilt made 616 free throws in 2009-10, which is the second most in school history and most since making 742 during the 1989-90 season ... VU surpassed its total of 594 from the 1971-72 season.

- Vanderbilt was ranked in the Top 25 10 times in 2009-10 and for eight straight weeks. The number 13 ranking in the AP poll was Vanderbilt's best since January 7, 2008, when the Commodores also came in at the 13 spot in the Associated Press poll.

Getting to the Line

In 16 SEC games, Vanderbilt went to the free throw line an SEC-best 471 times, an average of 29.4 times per game. In fact, the Commodores made 355 in SEC play, which is more than nine teams in the SEC attempted in league play. VU was first in the league in free throw percentage in all games (72.1, 616-854) and in SEC games only at 75.4% (355-471).

Beal and Ogilvy Depart

Two Vanderbilt All-SEC players from 2009-10, Jermaine Beal and A.J. Ogilvy, have departed the Commodore roster for the 2010-11 campaign. Beal, who graduated in May, and Ogilvy, who left school early to pursue professional

basketball opportunities, combined to score 36.4% of the team's points a year ago. Both also left as 1,000-point scorers.

International Flavor

The Commodores sport a very wordly roster, with players from four different countries. , Festus Ezeli is from Nigeria, Jeffery Taylor is from Sweden, and Steve Tchiengang and James Siakam are from Cameroon.

Commodores Add Four Freshmen In 2010-11

The Commodores have added four freshmen to the roster in 2010-11. Freshman point guard Kyle Fuller (6'1, 180), center Josh Henderson (6'11, 220), forward Rod Odom (6'9, 207), and James Siakam (6'7, 210) have joined the Vanderbilt roster.

Vanderbilt And National Rankings

The Commodores ended the season ranked 26th in the nation in blocks (5.2 bpg), 29th in scoring offense (76.9), and 34th in field goal percentage (47.0).

McClellan Redshirting

Vanderbilt head coach Kevin Stallings announced after the Alabama Huntsville game that senior forward Darshawn McClellan will redshirt the 2010-11 season. He is on track to graduate in May with a degree in Human and Organizational Development and will have one year of eligibility remaining.

2010-11 Roster

No.	Name	Pos.	Ht.	Wt.	Cl.-Yr	Hometown (Previous School)
1	Brad Tinsley	G	6-3	210	Jr.-3rd	Oregon City, Ore. (Oregon City)
3	Festus Ezeli	C	6-11	255	R.Jr.-4th	Benin City, Nigeria (Igbinedion Education Center/Jesuit (Calif.))
5	Lance Goulbourne	F	6-8	225	Jr.-3rd	Brooklyn, N.Y. (The Hun School (N.J.))
10	Chris Meriwether	G	6-0	180	Sr.-3rd	Nashville, Tenn. (Father Ryan)
11	Kyle Fuller	G	6-1	220	Fr.-1st	Moreno Valley, Calif. (Rancho Verde)
12	Jordan Smart	G/F	6-6	200	R-So.-3rd	Lexington, Ky. (Lexington Catholic)
14	Aaron Noll	F	6-7	220	Jr.-3rd	Fort Mitchell, Ky. (Covington Catholic)
21	Darshawn McClellan	F	6-7	229	Sr.-4th	Fresno, Calif. (Edison)
23	John Jenkins	G	6-4	215	So.-2nd	Hendersonville, Tenn. (Station Camp)
33	Steve Tchiengang	F	6-9	240	Jr.-3rd	Douala, Cameroon (Montverde Acad. (Fla.)/Cypress Comm. School (Texas))
35	James Siakam	F	6-7	210	Fr.-1st	Douala, Cameroon (Brehm Prep (Ill.))
40	Josh Henderson	C	6-11	220	Fr.-1st	Roanoke, Va. (Cave Spring)
44	Jeffery Taylor	F	6-7	225	Jr.-3rd	Norrkoping, Sweden (Hobbs (N.M.))
45	Rod Odom	F	6-9	207	Fr. - 1st	Central Islip, N.Y. (Middlesex School (Mass.))
50	Joe Duffy	F	6-8	225	Sr.-4th	Charlotte, N.C. (Phillips Exeter Acad. (N.H.)/Charlotte Catholic)
54	Andre Walker	F	6-7	220	R-Jr.-4th	Flossmoor, Ill. (Brewster Acad. (N.H.)/Homewood-Flossmoor)

COACHING STAFF

Head Coach **Kevin Stallings** (Purdue, 1982) - 12th
 Basketball Staff..... **Brad Frederick** (North Carolina, 1999) - 12th
 Basketball Staff..... **Dan Muller** (Illinois State, 1998) - 11th
 Basketball Staff..... **King Rice** (North Carolina, 1992) - 5th
 Basketball Staff..... **Tom Richardson** (St. Xavier (Ill.), 1977) - 8th

SUPPORT STAFF

Athletic Communications Dir. **Andy Boggs** (Florida State, 1998)
 Asst. Director of Basketball Ops..... **Dan Cage** (Vanderbilt, 2007)
 Academic Support..... **Neal Clark** (Kentucky, 1992)
 Director of Video Operations **Sam Ferry** (Vanderbilt, 2010)
 Athletic Trainer..... **Shannon Gordon** (Indiana State, 1992)
 Administrative Asst..... **Meredith Schakel** (North Carolina, 2003)
 Strength and Conditioning **Curtis Turner** (Clemson, 2002)

PRONUNCIATION GUIDE

Festus Ezeli..... **e-ZEE-lee**
 Lance Goulbourne **GOAL-burn**
 Steve Tchiengang **CHEEN-gang**
 James Siakam..... **See-OK-em**

ROSTER BY CLASS

Seniors (3)

Joe Duffy Charlotte, N.C.
Darshawn McClellan Fresno, Calif.
Chris Meriwether Nashville, Tenn.

Juniors (7)

Festus Ezeli Benin City, Nigeria
Lance Goulbourne Brooklyn, N.Y.
Aaron Noll Fort Mitchell, Ky.
Jeffery Taylor Norrkoping, Sweden
Steve Tchiengang Douala, Cameroon
Brad Tinsley Oregon City, Ore.
Andre Walker Flossmoor, Ill.

Sophomores (2)

John Jenkins Hendersonville, Tenn.
Jordan Smart Lexington, Ky.

Freshmen (4)

Kyle Fuller Moreno Valley, Calif.
Josh Henderson Roanoke, Va.
Rod Odom Central Islip, N.Y.
James Siakam Douala, Cameroon

Individual Notes

#44 Jeffery Taylor

- Tied for team lead in points vs. SE Louisiana (12/18) with 15 points and 18 points at MTSU (12/21)
- Tallied first double-double of the season with 18 points and 10 rebounds against Missouri (12/8).
- Had 16 points and 8 rebounds vs. Belmont (12/4).
- Scored 13 points vs. Western Kentucky (12/1) his 50th career double-digit scoring game.
- Scored a career-high 27 points in season opener against Presbyterian on 11-of-12 shooting.
- A preseason All-SEC selection by the media and the league's coaches, put on 25 pounds of muscle this offseason and is ready for a breakout season in 2010-11. Taylor has scored in double-digits in 54 career games, and has started every game of his Vanderbilt career.

#23 John Jenkins

- Led team with 23 points at Missouri (12/8), 22 points against Grambling (11/24), 21 vs. App. State (11/27), and 21 vs. WKU (12/1) - has led the team in scoring in seven of 11 games this season.
- Scored 20 or more points in six games this season; made at least 5 threes in three games.
- Won SEC Player of the Week for his play at the Honda Puerto Rico Tip-Off... Averaged 21.7 points and 3.0 rebounds in three games, and led the Commodores in scoring in each of the three games during the tournament. Jenkins finished the tournament having made 25-of-28 free throws (.893) and was selected to the Puerto Rico Tip-Off All-Tournament team.
- Scored career-high 27 points vs. WVU (11/19); also had a career-high in FG attempts (19), 3-point FG attempts (11), and was a perfect 10-for-10 from the FT line (both career highs).
- Named as a second-team, All-SEC pre-season selection by the league's coaches prior to the 2010-11 season.
- Named to the SEC All-Freshman team and was named the Sixth Man of the Year by the league's coaches in 2009-10...Averaged 11.0 points per game, and shot 48.3% (72-149) from three in his freshman season.
- Played in 31 games in 2009-10 and made seven starts, and averaged 11.0 points per game...his 48.3% 3-point FG% from three in 2009-10 ranks as the third-best single-season three-point percentage in the program's history, and ranks as the 11th-best single season in SEC

history.

- Made 72 threes in 2009-10, a new Vanderbilt single-season freshman record.

#1 Brad Tinsley

- Leads SEC in assists; Has had five or more assists in six of 11 games this season; dished out seven assists vs. SE Louisiana (12/18); scored 10 pts at MTSU.
- Scored 14 points vs. Belmont (12/4).
- Played career-high 35 min. vs. Nebraska (11/18).
- Notched the school's first-ever triple-double with 11 points, 10 rebounds, and 10 assists against Presbyterian. The 10 rebounds and 10 assists were both career highs. It was also his first career double-double.
- Played in all 33 games and made 27 starts as a sophomore at the two guard...Averaged 6.9 points, 2.5 rebounds, and 2.8 assists per game...Scored in double figures in eight games, including a season-best 18-point performance at Georgia (2/25).
- Played in all 31 games and started 28 in his true freshman campaign...Averaged 11.0 points, 2.5 rebounds, and 2.8 assists per game in 31.0 minutes of action per game... Made 69 threes in his freshman season, which tied Shan Foster (2004-05) for the school's then-single season three-point field goals made record by a freshman.

#54 Andre Walker

- Out with mononucleosis...questionable for Marquette game.
- Posted a career-high eight assists vs. WKU (12/1).
- Had a season-high eight points vs. App. State (11/27)...also added seven assists.
- Owns great range from the perimeter with solid ball handling skills...Returned to the floor in 2009-10 after missing most of the 2008-09 season with a knee injury...Changed his number from 24 to 54 for his junior season.
- Played in 32 games and started 31 in 2009-10...Averaged 6.1 points, 5.4 rebounds, and 2.5 assists per game.

#33 Steve Tchiengang

- Scored a career-high 15 points vs. SE Louisiana (12/18); scored 12 pts vs. Grambling (11/24).
- 6'9 forward/center who is a physical presence around the basket who can step out and hit a perimeter jumpshot to keep defenses honest.
- Played in all 33 games and started in one in 2009-10...Averaged 11.6 minutes per game...

Averaged 3.4 points and 2.5 rebounds per game.

#3 Festus Ezeli

- Scored 15 points in last game at MTSU (12/21).
- Had career-high six blocks vs. Missouri (12/8), most by a Commodore in seven years (last was Julian Terrell vs. Appalachian State on December 22, 2003.); currently fifth on all-time block list with 89.
- Scored in double-figures in seven of last eight games.
- Had career-high 24 points and 10 rebounds vs. Belmont (12/4), the first 20-10 game of his career and second career double-double; also made a career-high 10 free throws (10-14) - named SEC Player of the Week for his play against Belmont and WKU.
- Was 7-of-7 from the floor vs. WKU (12/1) - Leads the SEC in FG% (.646).
- Scored career-high 18 points vs. App. State.
- Tallied his first double-double with 11 points and a career-high and 2010 team-best 13 rebounds; had career-best nine offensive rebounds.
- Scored a then-career-high 15 points vs. North Carolina - was one rebound short of a double-double (9).
- Grabbed a then-career-best 11 rebounds vs. West Virginia (11/19).
- Played in 32 games in 2009-10, made five starts, and averaged 12.7 minutes per game.
- His 43 blocks in 2009-10 is the sixth-best single season total in the history of the program...Had three or more blocks seven times, including a career-best four block performance against Manhattan on 12/30

#5 Lance Goulbourne

- Made first career start vs. Missouri (12/8) - scored 11 points and had 7 rebounds; also started vs. SE Louisiana (12/18) - scored 13 points and had 8 boards vs. Lions.
- Had career-high three steals vs. WKU (12/1).
- Corralled a career-high 12 rebounds vs. Grambling (11/24); scored 17 pts. vs. App. State.
- Played significant minutes (career high 29) vs. WVU because of Jeffery Taylor foul trouble. Scored three points and had seven rebounds.
- Very skilled wing player with great athletic ability and explosiveness...also very versatile player, and could see time at three different positions (2, 3, and 4).
- Played in 31 games as a sophomore...Averaged 3.3 points and 2.1 rebounds...Scored a career-high 18 points off of the bench against LSU (2/13)...Also added a career-high nine

rebounds against the Tigers in a career-high 26 minutes.

#50 Joe Duffy

- Scored career-high nine points in only four minutes against Grambling (11/24)
- Made the 2009 and 2010 SEC Honor Roll for his work in the classroom.
- Organized a charity outing for the "Nothing But Nets" organization in the spring of 2010.
- Blogging for the New York Times this basketball season.

#10 Chris Meriwether

- Nashville native who made the team as a walk-on during tryouts in October of 2008. He graduated with an undergraduate degree in political science in May, but has one year of eligibility remaining...Currently enrolled in Vanderbilt's Owen School of Business.
- Named to SEC Academic Honor Roll in 2009-10.

#14 Aaron Noll

- Broke his left leg in mid-December at practice; will miss the rest of the season.
- Made the team as a walk on during tryouts in October of 2008...named to SEC Academic Honor Roll in 2009-10.
- Saw action in eight games...Scored two points against Manhattan (12/30) and two at Arkansas (2/27)...Grabbed two rebounds against Mercer (12/21)...Was four-for-four on the year from the charity stripe.

#12 Jordan Smart

- Scored the first points of his career with a three against SE Louisiana (12/18).
- Has added 20 pounds to his frame heading into the 2010-11 season...Redshirted his freshman season.
- Played in 10 games as a redshirt freshman...Tallied career-high two rebounds in games against Chaminade (11/24) and Manhattan (12/30)...Had career-best two assists against Southern Miss (1/2)...Named to the SEC Academic Honor Roll.

Newcomers

#11 Kyle Fuller

- Freshman point guard who will back up Brad Tinsley at the point guard position...Third player who currently lives in California on Vanderbilt roster (Darshawn McClellan, Festus Ezeli).
- Made first career three-pointer vs. WKU (12/1)
- Recorded a career-high three assists vs. Grambling (11/24) and WKU (12/1).
- Scored six points, had two assists, a block and a steal in 17 minutes of action vs. Presbyterian.
- Averaged 27.6 points, eight assists, six rebounds, and four steals per game as a point guard at Rancho Verde High School...Winningest player in Rancho Verde history, was a four-year captain, and a three-year starter.

#45 Rod Odom

- Started the second game of his career against Middle Tennessee State (12/21).
- Made 10-of-16 (62.5%) from beyond the arc in his last five games.
- Made first career start vs. Belmont (12/4).
- Tied a career-high (vs. WVU) with 11 points vs. WKU; hit career-best three 3's (3-3).
- Scored five points in collegiate debut vs. Presbyterian; made his first three-point basket on Brad Tinsley's 10th assist.
- Signed with the Commodores in the early period in November of 2009.
- Four-year varsity letterwinner in basketball at Middlesex, and a one-year letterman in crew...Was a three-year starter in basketball, and averaged 25.6 points, 14.0 rebounds, 6.0 assists, and 3.1 blocks in his senior season

#35 James Siakam

- Redshirting this season.

#40 Josh Henderson

- Redshirting this season.

SEC Preseason Poll

Vanderbilt was picked to finish fifth in the SEC East by a select group of 30 media members in a poll released by the league prior to the SEC Basketball Media Days in Birmingham.

The Commodores received 52 points in the poll to finish behind Florida (110), Kentucky (95), Georgia (72), and Tennessee (71). South Carolina was chosen sixth (20).

Mississippi State was chosen to win the SEC West with 118 votes, 34 votes better than Ole Miss (84).

Florida received eight votes from the league's media to win the SEC Championship.

2009-10 Results

Team	Poll	SEC	Overall
Eastern Division			
Florida (13)*	110	9-7	21-13
Kentucky (3)	95	14-2	35-3
Georgia (2)	72	5-11	14-17
Tennessee (2)	71	11-5	28-9
Vanderbilt	52	12-4	24-9
South Carolina	20	6-10	14-17
Western Division			
Miss. State (18)	118	9-7	13-4
Ole Miss (2)	84	9-7	24-11
Alabama	82	6-10	17-15
Arkansas	72	7-9	14-18
LSU	41	2-14	11-20
Auburn	23	6-10	15-17

*Picked as SEC Champion

First place votes in parenthesis

Media First Team

Brandon Knight, Kentucky
Travis Leslie, Georgia
Jeffery Taylor, Vanderbilt
Trey Thompkins, Georgia*
Chris Warren, Ole Miss
* Preseason Player of the Year

Media Second Team

Kenny Boynton, Florida
JaMychal Green, Alabama
Scotty Hopson, Tennessee
Chandler Parsons, Florida
Marshawn Powell, Arkansas

Coaches First Team

Dee Bost, Mississippi State
JaMychal Green, Alabama
Scotty Hopson, Tennessee
Travis Leslie, Georgia
Chandler Parsons, Florida
Marshawn Powell, Arkansas
Jeffery Taylor, Vanderbilt
Trey Thompkins, Georgia
Chris Warren, Ole Miss

Coaches Second Team

Kenny Boynton, Florida
Rotnei Clarke, Arkansas
John Jenkins, Vanderbilt
Ravarn Johnson, Mississippi State
Brandon Knight, Kentucky
Darius Miller, Kentucky
Alex Tyus, Florida
Erving Walker, Florida

CAREER HIGHS

NO. 1 - BRAD TINSLEY

Career Highs

Points: 20, vs. Alabama (3/12/09);
FG Made: 7, 2x, last at Georgia (2/6/10);
FG Atts: 15, at Kentucky (1/10/09);
3FG Made: 5, 2x, last vs. Alabama (3/12/09);
3FG Atts: 10, 2x, last vs. Alabama (3/12/09);
FT Made: 8, 2x, last at Arkansas (2/27/10);
FT Atts: 8, 3x, last at Arkansas (2/27/10);
Rebounds: 10 vs. Presbyterian (11/12/10);
Assists: 11, vs. Presbyterian (11/12/10);
Turnovers: 6, 2x, last vs. Tenn. St. (12/19/09);
Blocks: 1, 7x, last vs. North Carolina (11/21/10);
Steals: 3, 3x, last vs. Presbyterian (11/12/10);
Minutes: 37, 2x, last vs. Alabama (2/5/09).

NO. 3 - FESTUS EZELI

Career Highs

Points: 24, vs. Belmont (12/4/10);
FG Made: 8, vs. Appalachian State (11/27/10);
FG Atts: 12, vs. Appalachian State (11/27/10);
3FG Made: 0;
3FG Atts: 0;
FT Made: 10, vs. Belmont (12/4/10);
FT Atts: 14, vs. Belmont (12/4/10);
Rebounds: 11, vs. W. Virginia (11/19/10);
Assists: 1 vs. North Carolina (11/21/10);
Turnovers: 4, 2x, last vs. Florida (1/25/09);
Blocks: 6 vs. Missouri (12/8/10);
Steals: 4 vs. Belmont (12/4/10);
Minutes: 33 vs. Missouri (12/8/10).

NO. 5 - LANCE GOULBOURNE

Career Highs

Points: 18, vs. LSU (2/13/10);
FG Made: 7, vs. Appalachian State (11/27/10);
FG Atts: 11, vs. Appalachian State (11/27/10);
3FG Made: 3, 2x, last vs. Kentucky (2/17/09);
3FG Atts: 5, vs. Kentucky (2/17/09);
FT Made: 8 vs. Belmont (12/4/10);
FT Atts: 10, vs. Manhattan (12/30/09);
Rebounds: 9, vs. LSU (2/13/10);
Assists: 5 vs. Missouri (12/8/10);
Turnovers: 4 vs. Belmont (12/4/10);
Blocks: 2, 6x, last vs. App. State (11/27/10);
Steals: 3, vs. Western Kentucky (12/1/10);
Minutes: 31 vs. Missouri (12/8/10).

NO. 10 - CHRIS MERIWETHER

Career Highs

Points: 2, 2x, last vs. Mercer (12/21/09);
FG Made: 2, vs. Manhattan (12/30/09);
FG Atts: 2, vs. Manhattan (12/30/09);
3FG Made: 0;
3FG Atts: 0;
FT Made: 0;
FT Atts: 0;
Rebounds: 1, 3x, last vs. W. Kentucky (12/1/10);
Assists: 2, vs. Manhattan (12/30/09);
Turnovers: 2, vs. Manhattan (12/30/09);
Blocks: 0;
Steals: 0;
Minutes: 8, vs. Manhattan (12/30/09).

NO. 11 - KYLE FULLER

Career Highs

Points: 6, vs. Presyberian (11/12/10);
FG Made: 3, vs. Presyberian (11/12/10);
FG Atts: 6, vs. Presyberian (11/12/10);
3FG Made: 1 vs. Western Kentucky (12/1/10);
3FG Atts: 3 vs. Western Kentucky (12/1/10);
FT Made: 0;
FT Atts: 0;
Rebounds: 2, 2x, last vs. Belmont (12/4/10);
Assists: 3 vs. Western Kentucky (12/1/10);
Turnovers: 3, 2x, last vs. W. Kentucky (12/1/10);
Blocks: 1, vs. Presbyterian (11/12/10);
Steals: 2, vs. North Carolina (11/21/10);
Minutes: 19, vs. W. Kentucky (12/1/10).

NO. 12 - JORDAN SMART

Career Highs

Points: 3, vs. SE Louisiana (12/18/10);
FG Made: 1, vs. SE Louisiana (12/18/10);
FG Atts: 1, 3x, last vs. SE Louisiana (12/18/10);
3FG Made: 1, vs. SE Louisiana (12/18/10);
3FG Atts: 1, 3x, last vs. SE Louisiana (12/18/10);
FT Made: 0;
FT Atts: 0;
Rebounds: 2, vs. SE Louisiana (12/18/10);
Assists: 3 vs. Presbyterian (11/12/10);
Turnovers: 0;
Blocks: 0;
Steals: 0;
Minutes: 7, vs. SE Louisiana (12/18/10).

NO. 14 - AARON NOLL

Career Highs

Points: 2, 3x, last at Arkansas (2/27/10);
FG Made: 1, vs. St. Francis (12/31/08);
FG Atts: 1, vs. St. Francis (12/31/08);
3FG Made: 0;
3FG Atts: 0;
FT Made: 2, 2x, last at Arkansas (2/27/10);
FT Atts: 2, 2x, last at Arkansas (2/27/10);
Rebounds: 2, vs. Mercer (12/21/09);
Assists: 0;
Turnovers: 0;
Blocks: 0;
Steals: 0;
Minutes: 3, vs. Manhattan (12/30/09).

NO. 23 - JOHN JENKINS

Career Highs

Points: 27, vs. West Virginia (11/19/10);
FG Made: 8, 2x, last vs. App. State (11/27/10);
FG Atts: 19, vs. W. Virginia (11/19/10);
3FG Made: 6, 2x, last at Florida (3/2/10);
3FG Atts: 11; vs. West Virginia (11/19/10);
FT Made: 10, 2x, last vs. N. Carolina (11/21/10);
FT Atts: 12, vs. North Carolina (11/21/10);
Rebounds: 6, vs. Manhattan (12/30/09);
Assists: 3, 2x, last vs. S. Miss (1/2/10);
Turnovers: 3, 4x, last vs. App. State (11/27/10);
Blocks: 2, at S.C. (1/16/10);
Steals: 2, 3x, last at Florida (3/2/10);
Minutes: 41, vs. Missouri (12/8/10).

NO. 33 - STEVE TCHIENGANG

Career Highs

Points: 9, 3x, last vs. Georgia (3/12/10);
FG Made: 3, 6x, last vs. Georgia (3/12/10);
FG Atts: 6, 2x, last vs. App. State (11/27/10);
3FG Made: 2, 2x, last at vs. Tennessee (1/20/09);
3FG Atts: 4, 2x, last vs. App. State (11/27/10);
FT Made: 5, at Georgia (2/25/09);
FT Atts: 6, vs. Ga. Tech (12/6/08);
Rebounds: 8, 2x, last vs. Nebraska (11/18/10);
Assists: 2, 4x, last vs. W. Kentucky (12/1/10);
Turnovers: 4, vs. S. Carolina (3/6/10);
Blocks: 4, vs. Nebraska (11/18/10);
Steals: 2, 2x, last vs. Miss. State (3/13/10);
Minutes: 26, at S.C. (1/28/09).

NO. 44 - JEFFERY TAYLOR

Career Highs

Points: 27, vs. Presbyterian (11/12/10);
FG Made: 11, vs. Presbyterian (11/12/10);
FG Atts: 16, vs. Missouri (12/8/10);
3FG Made: 3, vs. Presbyterian (11/12/10);
3FG Atts: 4, 2x, last vs. Missouri (12/8/10);
FT Made: 12, vs. Tennessee (2/9/10);
FT Atts: 14, at S.C. (1/28/09);
Rebounds: 11, 2x, last vs. Missouri (12/2/09);
Assists: 6, vs. Arkansas (3/8/09);
Turnovers: 6, vs. Missouri (12/8/10);
Blocks: 2, 3x, last vs. North Carolina (11/21/10);
Steals: 4, 2x, last at Georgia (2/6/10);
Minutes: 43 vs. Missouri (12/8/10).

NO.45 - ROD ODOM

Career Highs

Points: 11, 2x, last vs. W. Kentucky (12/1/10);
FG Made: 5, vs. West Virginia (11/19/10);
FG Atts: 9, vs. West Virginia (11/19/10);
3FG Made: 3 vs. W. Kentucky (12/1/10);
3FG Atts: 4 vs. West Virginia (11/19/10);
FT Made: 0;
FT Atts: 0;
Rebounds: 6 vs. W. Kentucky (12/1/10);
Assists: , 2x, last vs. Missouri (12/8/10);
Turnovers: 5 vs. Belmont (12/4/10);
Blocks: 2 at Missouri (12/8/10);
Steals: 4 at Missouri (12/8/10);
Minutes: 17, 2x, last vs. Belmont (12/4/10).

NO. 50 - JOE DUFFY

Career Highs

Points: 9, vs. Grambling State (11/24/10);
FG Made: 3 vs. Grambling State (11/24/10);
FG Atts: 5, vs. Drake (11/29/08);
3FG Made: 1, vs. Presbyterian (11/12/10);
3FG Atts: 1, 3x, last vs. Presbyterian (11/12/10);
FT Made: 2, 3x, last vs. Mercer (12/21/09);
FT Atts: 2, 3x, last vs. Mercer (12/21/09);
Rebounds: 5, vs. Drake (11/29/08);
Assists: 2, 2x, last vs. St. Francis (12/31/08);
Turnovers: 2, 2x, last vs. St. Francis (12/31/08);
Blocks: 1, at Tenn. (2/14/09);
Steals: 1, 4x, last vs. MTSU (1/4/10);
Minutes: 22, vs. St. Francis (12/31/08).

NO. 54 - ANDRE WALKER

Career Highs

Points: 17, vs. Georgia (2/25/10);
FG Made: 6, at St. Mary's (11/20/09);
FG Atts: 9, at Alabama (3/8/08);
3FG Made: 1, 3x, last at Florida (3/2/10);
3FG Atts: 2, at Florida (3/2/10);
FT Made: 6, vs. Georgia (2/25/10);
FT Atts: 8, vs. Kentucky (2/12/08);
Rebounds: 12, vs. Missouri (12/2/09);
Assists: 7, vs. Florida (1/9/10);
Turnovers: 5, vs. Western Kentucky (12/1/10);
Blocks: 4, vs. S. Miss (1/2/10);
Steals: 3, 2x, last vs. Florida (1/9/10);
Minutes: 38, vs. Georgia (2/25/10).

Head Coach Kevin Stallings



THE STALLINGS FILE

Born: October 1, 1960
High School: Collinsville (Ill.) '78
College: Bachelor's Degree in Business Management and Marketing, Purdue, '82, Master's Degree in Counseling, Purdue, '85
Family: Wife, Lisa, three children, Jacob (20), Alexa (16), Jordyn (10)

STALLINGS' SUCCESSES IN COLLEGE BASKETBALL (AS A PLAYER, ASSISTANT AND HEAD COACH)

- In **32 seasons** as a player and coach, his teams have made **25 tournament appearances**, including **17 NCAA berths** and **three Final Fours**.
- He has posted **20-win seasons 22 times** and has won **12 conference championships**.
- Stallings has posted just one losing season in **32 seasons as a player and coach**.
- Stallings is the **second winningest coach in Vanderbilt history** with 222 victories.
- Stallings is the **first Vanderbilt coach to lead two Commodore squads to the NCAA Tournament Sweet 16** since the field expanded to as many as 64 teams in 1985.
- Stallings is only the **second coach in Vanderbilt history to register five 20-win seasons** (Roy Skinner - six).
- **All 29 of his seniors at Vanderbilt have earned their degree or are working towards it**.
- **One of only three Vanderbilt coaches with 150 or more wins**.
- Led 2007-08 team to a **perfect 19-0 record at home, the most single-season home wins in the history of the program**.

WINNINGEST COACHES AT VANDERBILT

Coach	Yrs	Record	Pct
1. Roy Skinner (1959, 1962-76)	16	278-135	.673
2. Kevin Stallings (1999-)	12	222-139	.615
3. Bob Polk (1948-58, 1960-61)	13	197-106	.650
4. C.M. Newton (1982-89)	8	129-115	.529
5. Jan van Breda Kolff (1994-99)	6	104-81	.562
6. Josh Cody (1924-27, 1932-36)	9	98-100	.495
7. Eddie Fogler (1990-93)	4	81-48	.628

WINNINGEST COACHES AT MEMORIAL GYM

Coach	Yrs	Record
1. Roy Skinner (1959, 1962-76)	16	181-41
2. Kevin Stallings (2000-)	12	157-39
3. Bob Polk (1948-58, 1960-61)	8	96-15
4. C.M. Newton (1982-89)	8	91-37
5. Jan van Breda Kolff (1994-99)	6	75-20
6. Eddie Fogler (1990-93)	4	54-12

STALLINGS THROUGH THE YEARS

Year	School	Position	W-L	Conf.	Postseason
2011	Vanderbilt	Head Coach	9-2	-	-
2010	Vanderbilt	Head Coach	24-9	12-4	NCAA First Round
2009	Vanderbilt	Head Coach	19-11	8-8	-
2008	Vanderbilt	Head Coach	26-8	10-6	NCAA First Round
2007	Vanderbilt	Head Coach	22-12	10-6	NCAA Regional Semifinals
2006	Vanderbilt	Head Coach	17-13	7-9	NIT First Round
2005	Vanderbilt	Head Coach	20-14	8-8	NIT Quarterfinals
2004	Vanderbilt	Head Coach	23-10	8-8	NCAA Regional Semifinals
2003	Vanderbilt	Head Coach	11-18	3-13	—
2002	Vanderbilt	Head Coach	17-15	6-10	NIT First Round^
2001	Vanderbilt	Head Coach	15-15	4-12	—
2000	Vanderbilt	Head Coach	19-11	8-8	NIT First Round
1999	Illinois State	Head Coach	16-15	7-11	—
1998	Illinois State	Head Coach	25-6	16-2*#	NCAA Second Round
1997	Illinois State	Head Coach	24-6	14-4*#	NCAA First Round
1996	Illinois State	Head Coach	22-12	13-5	NIT Quarterfinals
1995	Illinois State	Head Coach	20-13	13-5	NIT Second Round
1994	Illinois State	Head Coach	16-11	12-6	—
1993	Kansas	Assistant	29-7	11-3*	NCAA Final Four
1992	Kansas	Assistant	27-5	11-3*#	NCAA Second Round
1991	Kansas	Assistant	27-8	10-4*	NCAA Final Four*
1990	Kansas	Assistant	30-5	11-3	NCAA Second Round
1989	Kansas	Assistant	19-12	6-8	—
1988	Purdue	Assistant	29-4	16-2*	NCAA Sweet 16
1987	Purdue	Assistant	25-5	15-3*	NCAA Second Round
1986	Purdue	Assistant	22-10	11-7	NCAA First Round
1985	Purdue	Assistant	20-9	12-6	NCAA First Round
1984	Purdue	Assistant	22-7	15-3*	NCAA First Round
1983	Purdue	Assistant	21-9	11-7	NCAA Second Round
1982	Purdue	Player	18-14	11-7	NIT Final Four
1981	Purdue	Player	21-11	10-8	NIT Final Four
1980	Purdue	Player	27-8	11-7*#	NCAA Final Four*
1979	Belleville J.C.	Player	28-9	—	NJCAA Tournament
Totals at Vanderbilt (Head Coach)			222-139	84-92	
Totals at Illinois State (Head Coach)			123-63	75-33	
Head Coach Totals			345-202	159-124	
Totals at Kansas (Assistant Coach)			132-37	49-21	
Totals at Purdue (Assistant Coach)			139-44		
Totals at Purdue (playing)			66-33		

* Regular season conference champions; # Conference tournament champions; * Lost in National Championship game;

^ Included an Opening Round play-in game that Vanderbilt won over Houston.

Memorial Magic - The Home To Vanderbilt Hoops Since 1952

HISTORIC MEMORIAL GYMNASIUM IN 59TH SEASON

Storied Memorial Gymnasium is in its 59th season as the host venue of Vanderbilt basketball. The SEC's most historic hoops setting has played host to more than 850 men's contests as well as the 1984 and 1991 SEC Tournaments and 40 men's and women's NCAA Tournament contests (since the early 1980s).

As the oldest gymnasium in the SEC, Memorial Gymnasium is renowned for its end zone benches, raised floor and unique atmosphere. It was dedicated in 1952 as a memorial to all Vanderbilt men and women who served in World War II. It was built by the late master architect Edwin Keeble, who was commissioned to build a combination gymnasium/concert hall.

"Memorial Magic" has claimed many victims over the years, most notably the nation's No. 1 ranked teams. Vanderbilt has won its last four home games against the top team in the country, most recently, a 72-69 victory over in-state rival Tennessee on February 26, 2008.

- The Commodores have posted a 701-188 (.788) all-time record at Memorial Gymnasium.
- VU concluded the 2007-08 season 19-0 at Memorial Gym. It marks the most games won at Memorial Gym in one season, and the sixth time a Vanderbilt team has gone undefeated at home.
- Vanderbilt has won 121 of its last 128 home games against non-conference opponents.
- Since the 1990 season, Vanderbilt owns a 168-15 non-conference record at home (.916 win percentage).
- The Commodores are 101-8 against non-conference opponents at home during the Kevin Stallings era.
- The Commodores have posted six undefeated seasons at home.

Winningest Coaches at Memorial Gymnasium

Coach	Yrs	Record
1. Roy Skinner (1959, 1962-76)	16	181-41
2. Kevin Stallings (2000-Present)	12	157-39
3. Bob Polk (1948-58, 1960-61)	8	96-15
4. C.M. Newton (1982-89)	8	91-37
5. Jan van Breda Kolff (1994-99)	6	75-20
6. Eddie Fogler (1990-93)	4	54-12

Stallings' Year-By-Year Record At Memorial Gym

Year	Won	Lost
2010-11	6	0
2009-10	14	2
2008-09	13	4
2007-08	19	0
2006-07	14	3
2005-06	10	6
2004-05	17	2
2003-04	15	2
2002-03	10	6
2001-02	13	4
2000-01	12	7
1999-00	14	3

ANNUAL ATTENDANCE FIGURES

Year	All Games	Attendance	Average	NCAA Rank	SEC Games	SEC Attendance	Average
2010-11	6	79,260	13,210	-	-	-	-
2009-10	16	217,965	13,623	21	8	113,539	14,192
2008-09	17	225,686	13,276	25	8	112,833	14,104
2007-08	19	254,954	13,418	22	8	113,713	14,214
2006-07	17	204,511	12,030	31	8	109,043	13,630
2005-06	16	195,159	12,197	24	8	108,258	13,532
2004-05 [^]	19	191,678	10,088	43	8	105,357	13,170
2003-04	17	192,301	11,312	33	8	106,990	13,374
2002-03	16	153,123	9,570	46	8	96,906	12,113
2001-02	17	150,325	8,843	50	8	93,873	11,734
2000-01	19	186,468	9,814	45	8	102,055	12,757
1999-00*	18	197,770	10,987	30	8	106,741	13,343
1998-99	16	192,538	12,034	26	8	106,128	13,266
1997-98	16	213,974	13,373	21	8	117,819	14,727
1996-97	16	207,771	12,986	25	8	120,214	15,027
1995-96	18	226,354	12,575	28	8	112,996	14,125
1994-95	13	183,042	14,080	17	8	118,932	14,867
1993-94	16	223,997	14,000	15	8	121,345	15,168
1992-93	14	212,156	15,154	11	8	122,536	15,317
1991-92	17	210,585	12,387	29	8	115,104	14,388
1990-91	16	214,638	13,415	19	9	133,482	14,831
1989-90	19	259,992	13,684	18	9	136,136	15,126
1988-89	15	224,657	14,977	13	9	137,212	15,246
1987-88	16	223,747	13,984	14	9	138,393	15,377
1986-87	17	226,343	13,314	14	9	130,854	14,539
1985-86	15	200,806	13,387	14	9	128,059	14,229
1984-85	16	194,390	12,149	17	9	122,514	13,613
1983-84	18	249,292	13,850	10	9	135,546	15,050
1982-83	17	237,584	13,976	9	9	135,418	15,046
1981-82	14	202,225	14,445	9	9	131,699	14,633
1980-81	15	227,478	15,165	9	9	136,436	15,160
1979-80	15	228,029	15,202	5	9	138,754	15,417
1978-79	14	215,330	15,380	5	9	139,930	15,547
1977-78	14	207,375	14,813	5	9	134,232	14,915
1976-77	15	211,966	14,131	4	9	149,108	16,568
1975-76	13	180,901	13,915	-	9	135,375	15,042
1974-75	12	178,527	14,877	-	9	134,304	14,923
1973-74	12	182,728	15,227	-	9	140,252	15,584
1972-73	12	173,567	14,464	-	9	131,193	14,577
1971-72	12	156,778	13,065	-	9	120,172	13,352
1970-71	12	170,634	14,220	-	9	130,260	14,473
1969-70	12	176,763	14,730	-	9	135,745	14,861
1968-69	12	126,896	10,575	-	9	95,300	10,589
1967-68	12	129,722	10,810	-	9	96,274	10,697
1966-67	12	105,492	8,791	-	9	79,173	8,797
1965-66	12	106,022	8,835	-	9	62,368	8,910
1964-65	12	98,821	8,235	-	9	65,712	8,214
1963-64	12	84,827	7,069	-	6	35,684	5,947
1962-63	12	75,261	6,272	-	6	46,183	6,598
1961-62	13	73,640	5,665	-	8	47,357	5,920
1960-61	13	74,187	5,707	-	7	45,549	6,507
1959-60	14	76,199	5,443	-	8	46,064	5,758

[^] First year capacity increased from 14,168 to 14,316; * First year capacity decreased from 15,311 to 14,168



THE SEC

2010-11 SEC STANDINGS (12/26)

EASTERN DIVISION				
	SEC	Pct.	All	Pct.
Vanderbilt	0-0	.000	9-2	.818
Georgia	0-0	.000	9-2	.818
Kentucky	0-0	.000	9-2	.818
Florida	0-0	.000	9-3	.750
Tennessee	0-0	.000	8-3	.727
South Carolina	0-0	.000	7-3	.700

WESTERN DIVISION

	SEC	Pct.	All	Pct.
Arkansas	0-0	.000	8-2	.800
Ole Miss	0-0	.000	9-3	.750
Miss. State	0-0	.000	8-5	.615
LSU	0-0	.000	7-5	.583
Alabama	0-0	.000	6-6	.500
Auburn	0-0	.000	4-7	.364

VU TEAM SEC RANKINGS (12/27)

Category	SEC	All
Scoring	NA	2nd (79.5)
Scoring Defense	NA	5th (63.2)
Scoring Margin	NA	2nd (+16.3)
FT%	NA	2nd (.714)
FG%	NA	1st (.477)
FG% Defense	NA	2nd (.376)
3FG%	NA	2nd (.387)
3FG% Defense	NA	2nd (.291)
3FG Made	NA	1st (8.5)
Rebound Margin	NA	2nd (+6.9)
Blocks	NA	4th (5.8)
Assists	NA	2nd (15.3)
Steals	NA	10th (5.9)
Turnover Margin	NA	10th (-0.7)
Assist/TO Ratio	NA	4th (1.0)

VU INDIVIDUAL SEC RANKINGS (12/27)

Player	SEC	Total
Festus Ezeli		
Scoring	NA	20th (13.2)
Rebounding	NA	8th (7.4)
FG %	NA	1st (.675)
Blocks	NA	5th (2.2)
Off. Rebounds	NA	4th (3.3)
Lance Goulbourne		
Rebounding	NA	T-11th (6.7)
FT %	NA	T-15th (.750)
Def. Rebounds	NA	7th (4.7)
John Jenkins		
Scoring	NA	2nd (18.2)
FT %	NA	3rd (.873)
3FG %	NA	9th (.420)
3FG Made	NA	3rd (3.1)
Minutes Played	NA	6th (32.4)
Rod Odom		
3FG %	NA	3rd (.452)
Jeffery Taylor		
Scoring	NA	18th (13.5)
FG %	NA	15th (.485)
3FG %	NA	15th (.394)
Brad Tinsley		
Assists	NA	1st (4.9)
A/TO Ratio	NA	5th (1.8)
Def. Rebounds	NA	13th (4.4)

2010-11 TRENDS

Winning Opening Tip	8-0
Losing Opening Tip	1-2
VU Scores First	7-1
Opponent Scores First	2-1
Leading at Halftime	7-0
Trailing at Halftime	2-2
Tied at Halftime	0-0
Leading with Five Minutes Remaining	9-1
Trailing with Five Minutes Remaining	0-1
Tied with Five Minutes Remaining	0-0
Leading with Two Minutes Remaining	9-0
Trailing with Two Minutes Remaining	0-0
Tied with Two Minutes Remaining	0-2
Overtime	0-0
Games Decided by Three Points or Less	0-2
Games Decided by 4-10 Points	3-0
Games Decided by 11-20 Points	3-0
Games Decided by 21-plus Points	3-0
VU Shoots 50% or Better	6-1
VU Shoots 40% or Better	7-1
VU Shoots Lower Than 40%	1-1
Opponent Shoots 50% or Better	0-0
Opponent Shoots 40% or Better	4-0
Opponent Shoots Lower Than 40%	5-2
VU Scores 70 Points or More	8-2
VU Scores Less Than 70 Points	1-0
VU Scores 80 Points or More	6-1
VU Scores 90 Points or More	1-0
Opponent Scores 70 Points or More	2-2
Opponent Scores Less Than 70 Points	7-0
Opponent Scores 80 Points or More	0-1
Opponent Scores 90 Points or More	0-0
Makes More 3-Pointers Than Opponent	8-2
Makes Fewer 3-Pointers Than Opponent	1-0
3-Pointers are Equal	0-0
Outrebounded Opponent	7-0
Outrebounded by Opponent	2-1
Rebounds are Equal	0-1
Playing on National TV	2-2
Playing on Regional TV	3-0
Playing on Weekday	5-2
Playing on Weekend	4-0
Game Tips Before 6 p.m. CT (afternoons)	4-1
Game Tips After 6 p.m. CT (evenings)	5-1
In November	5-1
In December	4-1
In January	0-0
In February	0-0
In March	0-0
Home	6-0
Neutral	2-1
Away	1-1
Conferences	
vs. Non-Conference	9-2
Big South	1-0
Big 12	1-1
Big East	0-1
ACC	1-0
SWAC	1-0
Southern	1-0
Sun Belt	2-0
Atlantic Sun	1-0
Southland	1-0
Southeastern — Eastern Division	0-0
Southeastern — Western Division	0-0
Lineups	
Tinsley, Jenkins, Taylor, Walker, Ezeli	6-1
Tinsley, Jenkins, Taylor, Odom, Ezeli	2-0
Tinsley, Jenkins, Taylor, Goulbourne, Ezeli	1-1

POLLS

AP Top 25 - December 27, 2010

1 Duke (65)	11-0	1,625
2 Ohio State	12-0	1,550
3 Kansas	11-0	1,480
4 Connecticut	10-0	1,406
5 Syracuse	13-0	1,397
6 Pittsburgh	12-1	1,273
7 San Diego State	14-0	1,157
8 Villanova	10-1	1,135
9 Georgetown	11-1	1,106
10 Missouri	11-1	1,085
11 Kentucky	9-2	969
12 Purdue	11-1	857
13 Texas	10-2	829
14 Minnesota	11-1	717
15 Notre Dame	11-1	559
16 Brigham Young	12-1	541
17 Kansas State	10-3	493
18 Texas A&M	11-1	432
19 UCF	11-0	420
20 Michigan State	8-4	404
21 Memphis	9-2	319
22 Louisville	10-1	263
23 Illinois	10-3	180
24 Vanderbilt	9-2	127
25 Temple	9-2	122

Others Receiving Votes

UNLV 106, Baylor 95, Wisconsin 84, Cincinnati 80, Washington 73, West Virginia 52, Florida 35, Arizona 27, Tennessee 27, Butler 23, Boston College 17, Wichita State 17, Florida State 6, North Carolina 6, Oklahoma State 6, Old Dominion 6, Saint Mary's 5, Northwestern 4, Washington State 4, Gonzaga 4, Cleveland State 1, USC 1

ESPN/USA Today Poll - December 27, 2010

1 Duke (31)	11-0	775
2 Ohio State	12-0	742
3 Kansas	11-0	712
4 Connecticut	10-0	673
5 Syracuse	13-0	656
6 Pittsburgh	12-1	598
7 San Diego State	14-0	571
8 Villanova	10-1	543
9 Georgetown	11-1	538
10 Missouri	11-1	514
11 Purdue	11-1	446
12 Kentucky	9-2	433
13 Minnesota	11-1	371
14 Texas	10-2	330
15 Notre Dame	11-1	317
16 Brigham Young	12-1	268
17 Kansas State	10-3	230
18 Texas A&M	11-1	222
19 Michigan State	8-4	180
20 Louisville	10-1	152
21 UCF	11-0	115
22 Memphis	9-2	104
23 Baylor	8-3	81
24 Wisconsin	10-2	77
25 Illinois	10-3	72

Others Receiving Votes

UNLV 53, Temple 47, West Virginia 46, Washington 38, Vanderbilt 34, Florida 33, Cincinnati 24, Tennessee 14, Butler 12, Wichita State 12, Oklahoma State 11, Saint Mary's 7, Washington State 7, Old Dominion 6, Utah State 4, Northwestern 3, Arizona 2, Florida State 1, Gonzaga 1

COMMODORE SUPERLATIVES AND STARTING LINEUPS

TOP 2010-11 PERFORMANCES

Points	27	JENKINS, John vs West Virginia (11/19/10)
	24	TAYLOR, Jeffery vs Presbyterian (11/12/10)
	24	EZELI, Festus vs Belmont (12/04/10)
	23	JENKINS, John at Missouri (12/08/10)
	22	JENKINS, John vs Grambling State (11/24/10)
	22	JENKINS, John vs Nebraska (11/18/10)
FG Made	11	TAYLOR, Jeffery vs Presbyterian (11/12/10)
	9	TAYLOR, Jeffery at Missouri (12/08/10)
FG Att.	19	JENKINS, John vs West Virginia (11/19/10)
	16	TAYLOR, Jeffery at Missouri (12/08/10)
	16	JENKINS, John vs Grambling State (11/24/10)
FG Pct	1.000 (7-7)	EZELI, Festus vs Western Kentucky (12/01/10)
	.917 (11-12)	TAYLOR, Jeffery vs Presbyterian (11/12/10)
3FG Made	5	JENKINS, John at Missouri (12/08/10)
	5	JENKINS, John vs Western Kentucky (12/01/10)
	5	JENKINS, John vs Appalachian State (11/27/10)
	5	JENKINS, John vs West Virginia (11/19/10)
3FG Att.	11	JENKINS, John vs West Virginia (11/19/10)
	10	JENKINS, John at Missouri (12/08/10)
	10	JENKINS, John vs Western Kentucky (12/01/10)
3FG Pct	1.000 (3-3)	ODDOM, Rod vs Western Kentucky (12/01/10)
	1.000 (2-2)	ODDOM, Rod vs Belmont (12/04/10)
	1.000 (2-2)	TAYLOR, Jeffery vs Nebraska (11/18/10)
FT Made	10	EZELI, Festus vs Belmont (12/04/10)
	10	JENKINS, John vs North Carolina (11/21/10)
	10	JENKINS, John vs West Virginia (11/19/10)
FT Att.	14	EZELI, Festus vs Belmont (12/04/10)
	12	EZELI, Festus at Middle Tennessee (12/21/10)
	12	JENKINS, John vs North Carolina (11/21/10)
	12	TAYLOR, Jeffery vs Nebraska (11/18/10)
FT Pct	1.000 (10-10)	JENKINS, John vs West Virginia (11/19/10)
	1.000 (4-4)	TCHIENGANG, Steve at MTSU (12/21/10)
	1.000 (4-4)	JENKINS, John at Missouri (12/08/10)
	1.000 (4-4)	TAYLOR, Jeffery vs W. Kentucky (12/01/10)
	1.000 (4-4)	JENKINS, John vs Grambling 11/24/10)
	1.000 (4-4)	TCHIENGANG, Steve vs Grambling (11/24/10)
	1.000 (3-3)	TCHIENGANG, Steve vs SE La. (12/18/10)
	1.000 (3-3)	GOULBOURNE, Lance vs App.State (11/27/10)
	1.000 (3-3)	TAYLOR, Jeffery vs West Virginia (11/19/10)
Rebounds	13	EZELI, Festus vs Grambling State (11/24/10)
	12	GOULBOURNE, Lance vs Grambling State (11/24/10)
Assists	10	TINSLEY, Brad vs Presbyterian (11/12/10)
	8	WALKER, Andre vs Western Kentucky (12/01/10)
	8	TINSLEY, Brad vs Appalachian State (11/27/10)
Steals	4	ODDOM, Rod at Missouri (12/08/10)
	4	EZELI, Festus vs Belmont (12/04/10)
	4	WALKER, Andre vs Grambling State (11/24/10)
Blocked Shots	6	EZELI, Festus at Missouri (12/08/10)
	4	TCHIENGANG, Steve vs Nebraska (11/18/10)
Turnovers	6	TAYLOR, Jeffery at Missouri (12/08/10)
	5	ODDOM, Rod vs Belmont (12/04/10)
	5	TAYLOR, Jeffery vs Western Kentucky (12/01/10)
	5	TINSLEY, Brad vs Grambling State (11/24/10)
	5	TINSLEY, Brad vs North Carolina (11/21/10)
	5	TAYLOR, Jeffery vs North Carolina (11/21/10)
Fouls	5	WALKER, Andre vs North Carolina (11/21/10)
	5	EZELI, Festus vs West Virginia (11/19/10)
	5	TAYLOR, Jeffery vs West Virginia (11/19/10)
	5	WALKER, Andre vs Nebraska (11/18/10)

Double Digit Scoring Games

	2010-11	Career
Jeffery Taylor	8	54
Brad Tinsley	5	32
John Jenkins	11	30
Festus Ezeli	8	11
Lance Goulbourne	4	10
Andre Walker	0	5
Steve Tchiengang	2	2
Rod Odom	1	1

20-Point Scoring Games

	2010-11	Career
John Jenkins	6	8
Jeffery Taylor	1	5
Festus Ezeli	1	1

Double Digit Rebounding Games

	2010-11	Career
Jeffery Taylor	1	6
Andre Walker	0	4
Festus Ezeli	3	3
Brad Tinsley	1	1
Lance Goulbourne	1	1

Double-Doubles

	2010-11	Career
Jeffery Taylor	1	6
Brad Tinsley	1	1
Festus Ezeli	2	2

5 + Assist Games

	2010-11	Career
Brad Tinsley	6	16
Andre Walker	3	10
Lance Goulbourne	1	1

3+ 3-Point Field Goals

	2010-11	Career
John Jenkins	7	20
Brad Tinsley	0	12
Lance Goulbourne	0	2
Jeffery Taylor	1	1
Rod Odom	1	1

Career Starts

	2010-11	Career
Jeffery Taylor	11	74
Brad Tinsley	11	66
Andre Walker	7	38
Festus Ezeli	11	22
Steve Tchiengang	0	16
John Jenkins	11	17
Lance Goulbourne	2	2
Rod Odom	2	2

Starting Lineups

N12 Presbyterian	Tinsley	Jenkins	Taylor	Walker	Ezeli
N18 Nebraska	Tinsley	Jenkins	Taylor	Walker	Ezeli
N19 West Virginia	Tinsley	Jenkins	Taylor	Walker	Ezeli
N21 North Carolina	Tinsley	Jenkins	Taylor	Walker	Ezeli
N24 Grambling State	Tinsley	Jenkins	Taylor	Walker	Ezeli
N27 Appalachian State	Tinsley	Jenkins	Taylor	Walker	Ezeli
D1 Western Kentucky	Tinsley	Jenkins	Taylor	Walker	Ezeli
D4 Belmont	Tinsley	Jenkins	Taylor	Odom	Ezeli
D8 Missouri	Tinsley	Jenkins	Taylor	Goulbourne	Ezeli
D18 SE Louisiana	Tinsley	Jenkins	Taylor	Goulbourne	Ezeli
D21 MTSU	Tinsley	Jenkins	Taylor	Odom	Ezeli

2010-11 GAME RECAPS

Game 1 • Nov. 12, 2010

Presbyterian..... 47
at Vanderbilt 88
Nashville, Tenn. (Memorial Gym)

Presbyterian 47 - 0-1

#	Player	Total			3-Ptr			Rebounds			PF	TP	A	TO	Blk	Stl	Min
		FG	FGA	FT	FTA	FG	FGA	FT	FTA	Off							
30	TROYLI, Jake	f	1-9	0-1	2-2	0	0	0	1	4	0	0	1	0	0	24	
34	COLEMAN, Alfonso	c	8-15	1-3	0-0	1	5	8	4	17	2	4	0	3	29		
03	MILLER, Pierre	g	3-9	1-3	1-1	2	2	4	1	8	2	3	0	1	36		
22	JOHNSON, Josh	g	3-7	1-3	4-4	0	2	2	1	11	0	1	1	1	26		
24	MUTAKABIR, Khalid	g	0-5	0-0	0-0	0	1	1	0	1	2	0	0	0	36		
01	CLYBURN, Joshua	g	1-3	0-0	0-0	0	1	1	0	2	0	0	0	0	9		
02	DEIHL, Tyler	g	0-0	0-0	0-0	0	0	0	0	0	0	1	0	0	1		
1	ALLEN, Walt	g	1-5	1-4	0-0	0	3	3	0	3	0	0	0	1	19		
44	REYNOLDS, Jay	g	1-2	0-0	0-0	0	1	1	2	0	1	1	0	0	20		
Team			18-55	4-14	7-7	6	15	21	9	47	6	12	3	6	200		
Totals			18-55	4-14	7-7	6	15	21	9	47	6	12	3	6	200		

FG % 1st Half: 19.2% 34.9% 2nd half: 8.26 30.8% Game: 18.55 32.7%
3FG % 1st Half: 2.7 28.6% 2nd half: 2.7 28.6% Game: 4.14 28.6%
FT % 1st Half: 0.0 0.0% 2nd half: 7.7 100.0% Game: 7.7 100.0%

Vanderbilt 88 - 1-0

#	Player	Total			3-Ptr			Rebounds			PF	TP	A	TO	Blk	Stl	Min
		FG	FGA	FT	FTA	FG	FGA	FT	FTA	Off							
44	TAYLOR, Jeffery	f	11-12	3-4	2-2	0	1	1	27	2	3	0	0	0	26		
54	WALKER, Andre	f	1-2	0-0	0-0	3	4	7	2	2	4	1	1	0	24		
03	EZELI, Festus	c	7-8	0-0	0-0	2	4	6	3	14	0	1	3	0	21		
01	TINSLEY, Brad	g	4-6	2-3	1-2	0	10	10	11	10	2	1	3	1	29		
23	JENKINS, John	g	4-14	0-6	2-2	0	0	0	10	0	0	0	1	25			
05	GOULBOURNE, Lance	c	2-4	1-2	0-0	2	5	7	2	5	0	0	0	18			
10	MERIWETHER, Chris	g	0-1	0-0	0-0	0	0	0	0	0	0	0	0	2			
11	FULLER, Kyle	g	3-6	0-1	0-0	0	2	2	1	11	0	1	1	17			
12	SMART, Jordan	g	0-0	0-0	0-0	0	0	0	0	0	0	3	0	0	4		
14	NOLL, Aaron	g	0-0	0-0	0-0	0	0	0	0	0	0	0	0	0	2		
33	TCHIENGANG, Steve	g	2-4	1-2	0-0	0	4	1	5	0	0	1	1	16			
45	ODOM, Rod	g	2-3	1-2	0-0	0	0	0	1	5	0	0	0	14			
50	DUFFY, Joe	g	1-1	1-0	0-0	1	0	1	0	3	0	0	0	2			
Team			37-61	9-22	5-6	9	31	40	10	88	22	10	7	6	200		
Totals			37-61	9-22	5-6	9	31	40	10	88	22	10	7	6	200		

FG % 1st Half: 19.2% 66.7% 2nd half: 19.34 55.9% Game: 37.61 60.7%
3FG % 1st Half: 5.0 50.0% 2nd half: 4.12 33.3% Game: 9.22 40.9%
FT % 1st Half: 1.2 50.0% 2nd half: 4.4 100.0% Game: 5.6 83.3%

Officials: Anthony Jordan, James Barker, Geln Tuff
Technical fouls: Presbyterian:Team: Vanderbilt:None
Attendance: 13481

Score by periods	1st	2nd	Total
Presbyterian	22	25	47
Vanderbilt	42	46	88

Last FG - PC 2nd-00:00, VU 2nd-00:02
Largest lead - PC None, VU by 42 2nd-01:51

Game 2 • Nov. 18, 2010

Nebraska..... 49
vs. Vanderbilt..... 59
San Juan, P.R. (Coliseo de Puerto Rico)

NEBRASKA 49 - 2-1

#	Player	Total			3-Ptr			Rebounds			PF	TP	A	TO	Blk	Stl	Min
		FG	FGA	FT	FTA	FG	FGA	FT	FTA	Off							
21	Diaz, Jorge Brian	f	3-7	0-0	2-4	0	8	8	3	8	0	1	0	0	28		
03	Almeida, Andre	c	2-4	0-0	0-0	1	3	4	3	4	2	3	2	0	18		
02	McCray, Toney	g	3-8	0-2	0-2	0	2	2	3	6	0	0	0	2	27		
03	Richardson, Brandon	g	0-3	0-2	0-0	0	3	3	2	0	3	4	0	1	22		
34	Jeter, Lance	c	3-9	0-2	2-6	1	3	4	3	8	2	2	1	0	32		
01	Jones, Easton	c	0-0	0-0	0-0	0	0	0	0	0	0	0	0	0	0		
11	Stanhardinger, Chr.	g	2-7	0-0	3-5	2	3	5	3	7	0	0	0	0	17		
13	Ubel, Brandon	g	3-4	0-1	4-4	1	1	2	2	10	1	0	1	0	16		
15	Calligro, Ray	g	0-0	0-0	0-0	0	0	0	0	0	0	0	0	0	3		
25	Walker, Caleb	g	0-6	0-2	2-2	3	0	3	2	2	0	2	0	0	23		
31	Baranek, Drake	g	2-3	0-1	0-0	0	3	3	2	4	1	2	0	0	14		
Team			18-51	0-10	13-23	11	29	37	23	49	8	15	3	4	200		
Totals			18-51	0-10	13-23	11	29	37	23	49	8	15	3	4	200		

FG % 1st Half: 12.30 40.0% 2nd half: 6.21 28.6% Game: 18.51 35.3%
3FG % 1st Half: 0.0 0.0% 2nd half: 0.5 0.0% Game: 0-10 0.0%
FT % 1st Half: 4.6 66.7% 2nd half: 9.17 52.9% Game: 13.23 58.5%

Vanderbilt 59 - 2-0

#	Player	Total			3-Ptr			Rebounds			PF	TP	A	TO	Blk	Stl	Min
		FG	FGA	FT	FTA	FG	FGA	FT	FTA	Off							
44	TAYLOR, Jeffery	f	3-7	2-2	6-12	0	4	4	2	14	3	1	1	1	34		
54	WALKER, Andre	f	2-5	0-0	0-0	0	3	3	5	4	0	2	1	0	27		
01	MITCHELL, Casey	g	1-4	0-1	5-7	3	5	8	4	5	4	3	1	1	28		
23	JENKINS, John	g	4-6	2-3	1-2	0	10	10	11	10	2	1	3	1	34		
01	TINSLEY, Brad	g	2-7	1-4	2-2	1	5	6	0	7	5	2	1	2	35		
23	JENKINS, John	g	8-13	1-5	5-6	0	2	2	0	22	1	1	1	35			
05	GOULBOURNE, Lance	c	1-2	0-1	3-4	0	1	1	2	5	0	1	0	14			
11	FULLER, Kyle	g	0-2	0-1	0-0	0	1	1	0	1	0	1	0	10			
33	TCHIENGANG, Steve	g	2-4	1-2	0-0	0	8	8	4	5	1	2	4	1	25		
45	ODOM, Rod	g	0-2	0-2	0-0	0	3	3	0	3	0	0	0	0	7		
Team			18-46	5-17	18-26	5	29	34	21	59	10	12	8	6	200		
Totals			18-46	5-17	18-26	5	29	34	21	59	10	12	8	6	200		

FG % 1st Half: 9.24 37.5% 2nd half: 9.22 40.9% Game: 18-46 39.1%
3FG % 1st Half: 3.9 33.3% 2nd half: 3.8 29.0% Game: 5-17 29.4%
FT % 1st Half: 5.10 50.0% 2nd half: 13.16 81.3% Game: 6-26 69.2%

Officials: Randy Heimerman, Bert Smith, Steve Sikes
Technical fouls: NEBRASKA:None, Vanderbilt:None
Attendance: 4018

Score by periods	1st	2nd	Total
NEBRASKA	28	21	49
Vanderbilt	26	33	59

Last FG - NU 2nd-07:49, VU 2nd-00:18
Largest lead - NU by 5 1st-05:07, VU by 10 2nd-00:18

Game 3 • Nov. 19, 2010

Vanderbilt..... 71
vs. West Virginia..... 74
San Juan, P.R. (Coliseo de Puerto Rico)

Vanderbilt 71 - 2-1

#	Player	Total			3-Ptr			Rebounds			PF	TP	A	TO	Blk	Stl	Min
		FG	FGA	FT	FTA	FG	FGA	FT	FTA	Off							
44	TAYLOR, Jeffery	f	1-4	0-1	3-3	0	1	1	5	5	1	2	0	0	14		
54	WALKER, Andre	f	1-2	0-0	0-0	1	3	3	2	2	1	0	0	0	17		
03	EZELI, Festus	c	2-4	0-0	4-9	3	8	11	5	8	0	1	2	1	20		
01	TINSLEY, Brad	g	3-12	1-7	3-4	1	3	4	1	10	3	3	1	0	31		
23	JENKINS, John	g	6-19	5-11	10-10	3	2	5	1	27	0	3	0	1	33		
05	GOULBOURNE, Lance	c	0-3	0-1	3-4	3	4	7	1	3	1	2	1	29			
11	FULLER, Kyle	g	1-3	0-1	0-0	0	0	0	3	2	0	0	0	12			
33	TCHIENGANG, Steve	g	0-2	0-1	3-4	2	4	6	4	3	0	1	0	0	21		
45	ODOM, Rod	g	5-9	1-4	0-0	1	1	2	1	11	0	1	0	0	23		
Team			18-58	7-26	26-34	15	27	42	27	71	9	13	5	4	200		
Totals			18-58	7-26	26-34	15	27	42	27	71	9	13	5	4	200		

FG % 1st Half: 12.29 41.4% 2nd half: 7.29 24.1% Game: 18-58 32.8%
3FG % 1st Half: 3.9 33.3% 2nd half: 4.17 23.3% Game: 7-26 26.9%
FT % 1st Half: 6.7 85.7% 2nd half: 20.27 74.1% Game: 26.34 76.5%

WEST VIRGINIA 74 - 3-0

#	Player	Total			3-Ptr			Rebounds			PF	TP	A	TO	Blk	Stl	Min
		FG	FGA	FT	FTA	FG	FGA	FT	FTA	Off							
05	JONES, Kevin	f	5-11	0-2	2-4	7	4	11	2	12	0	3	0	2	38		
13	KUJELI, Deniz	f	2-6	0-0	2-4	0	3	3	6	1	1	0	1	0	17		
41	FLOWERS, Jason	f	0-4	0-1	5-7	3	5	8	4	5	3	1	0	0	28		
03	MITCHELL, Casey	g	9-15	6-12	7-8												

2010-11 GAME RECAPS

Game 4 • Nov. 21, 2010

Vanderbilt..... 72
vs. North Carolina..... 65
San Juan, P.R. (Coliseo de Puerto Rico)

Vanderbilt 72 - 3-1

#	Player	Total		3-Pr		Rebounds		PF	TP	A	TO	Bk	Sl	Min
		FG	FGA	FT	FTA	Off	Def							
44	TAYLOR, Jeffery	6-13	2-6	1-2	2	5	7	1	15	3	5	2	0	34
54	WALKER, Andre	1-1	0-0	0-0	0	0	0	5	2	0	0	1	1	17
03	EZELI, Festus	5-7	0-0	5-7	4	5	9	4	15	1	2	1	1	25
01	TINSLEY, Brad	2-6	1-3	3-4	0	2	2	8	5	0	0	1	1	31
23	JENKINS, John	2-10	2-7	10-12	0	2	2	16	0	5	0	0	0	37
05	GOULBOURNE, Lance	3-4	1-1	2-2	2	6	8	3	9	1	4	0	0	20
11	FULLER, Kyle	1-3	0-1	0-0	0	0	0	0	2	0	2	0	0	12
33	TCHIENGANG, Steve	1-1	0-0	0-0	1	1	2	1	2	2	0	0	0	15
45	ODOM, Rod	1-2	1-1	0-0	1	1	2	3	0	0	0	0	0	9
Team		22-47	7-18	21-27	10	24	34	20	72	14	21	4	5	200

FG % 1st Half: 14.2%	63.0%	2nd half: 8.25	32.0%	Game: 22.47	46.8%	Deatball
3FG % 1st Half: 5.9	68.7%	2nd half: 1.9	11.1%	Game: 7.18	38.9%	Rebound:
FT % 1st Half: 5.6	63.3%	2nd half: 16.21	78.2%	Game: 21.27	77.8%	

NORTH CAROLINA 65 - 2-2

#	Player	Total		3-Pr		Rebounds		PF	TP	A	TO	Bk	Sl	Min
		FG	FGA	FT	FTA	Off	Def							
31	John Henson	0-2	0-0	2-6	4	4	8	3	2	0	6	0	1	16
40	Harrison Barnes	4-12	0-3	3-4	2	4	3	11	2	1	1	2	1	29
44	Tyler Zeller	7-13	0-0	6-6	3	7	10	4	20	1	1	0	0	33
01	Dexter Strickland	3-6	0-0	0-0	2	1	3	6	1	4	0	1	0	26
11	Larry Drew II	2-6	1-3	0-0	0	1	1	2	5	1	0	1	0	23
02	Leslie McDonald	2-7	0-3	1-2	1	0	1	3	5	0	2	0	0	16
05	Kendall Marshall	0-0	0-0	1-2	0	1	1	2	1	0	1	0	0	17
24	Justin Watts	0-1	0-0	0-0	0	2	2	1	0	0	1	0	0	7
25	Justin Knox	0-2	0-0	5-7	0	1	3	5	1	4	0	0	0	18
35	Reggie Bullock	4-6	2-2	0-0	1	1	2	1	10	0	1	0	0	15
Team		22-54	3-11	18-27	15	20	35	25	65	8	22	3	8	200

FG % 1st Half: 12.2%	42.9%	2nd half: 10.26	38.9%	Game: 22.54	40.7%	Deatball
3FG % 1st Half: 0.4	0.0%	2nd half: 3.7	42.9%	Game: 3.11	27.3%	Rebound:
FT % 1st Half: 5.9	63.3%	2nd half: 18-18	72.2%	Game: 18-27	66.7%	

Officials: Jamie Luciak, Randy Heimerlans, Kevin Martin
Technical foul: Vanderbilt:None, NORTH CAROLINA:None
Attendance: 13,988
Game 1 of the 2010 Honda Puerto Rico Tip-Off (Third Place Game)

Score by periods	1st	2nd	Total
Vanderbilt	39	33	72
NORTH CAROLINA	29	36	65

Last FG - VU 2nd-01:35, NC 2nd-00:01
Largest lead - VU by 14 1st-00:59, NC by 4 1st-19:19

SAN JUAN, P.R. - John Jenkins scored 16 points, and Festus Ezeli and Jeffery Taylor each had 15 to lead Vanderbilt to a 72-65 win over No. 8 North Carolina on Sunday night in the Puerto Rico Tip-Off tournament.

The Commodores (3-1) beat a top-10 team for the first time since knocking off No. 1 Tennessee on Feb. 26, 2008.

UNC's Tyler Zeller had 20 points and 10 rebounds for North Carolina, and freshman Harrison Barnes rebounded from a poor performance to score 11.

Outside of Zeller, the Tar Heels had no offensive threat inside or out. He made seven baskets, and no one else made more than four.

That wasn't a problem for the Commodores. Taylor and Ezeli were tough inside, with 16 rebounds and three blocked shots between them. Jenkins did his work from the free-throw line with a 10-for-12 effort that first built the lead, then helped Vanderbilt keep it for the win. The Commodores bounced back after losing in the final seconds to West Virginia on Friday.

The Tar Heels had made a last gasp effort for the win when they got the ball inside to Zeller, who got the basket and the foul. Vanderbilt forward Andre Walker fouled out on the play and Zeller made the free throw to make it 59-57.

It wasn't enough. Vanderbilt fattened the lead from the free-throw line and Taylor slid down the baseline for a bank-layup and a 65-58 lead. Lance Goulbourne slammed home a 3-point miss for a seven-point lead with 1:20 left.

Notes

- The Commodores finished the 2010 Honda Puerto Rico Tip-Off with a 2-1 record after knocking off North Carolina Sunday.
- The series record moves to 6-4 in favor of North Carolina. It was the first meeting between the two schools since 1995.
- Vanderbilt knocked off a top 10 team for the first time since defeating number one Tennessee, 72-69, on Feb. 26, 2008. The Commodores are now 82-101 in games against teams in the AP Top 25 all-time (since 1949) and 7-13 on neutral floors.

Game 5 • Nov. 24, 2010

Grambling State..... 59
vs. Vanderbilt..... 92
Nashville, Tenn. (Memorial Gym)

Grambling State 59 - 1-5

#	Player	Total		3-Pr		Rebounds		PF	TP	A	TO	Bk	Sl	Min
		FG	FGA	FT	FTA	Off	Def							
11	PATTON, Justin	8-17	3-9	1-5	2	2	4	5	20	2	3	0	1	34
30	FURTERADO, Lance	1-5	0-2	0-1	0	4	4	4	2	1	1	0	0	24
40	ROBERSON, Peter	1-5	0-0	0-0	1	0	1	2	2	0	0	2	0	18
00	HOBBES, Derron	2-8	0-3	2-2	0	1	2	6	3	2	0	0	0	23
02	QUALLS, Donald	4-12	3-7	0-0	1	0	1	11	0	0	0	0	0	24
01	HARRIS, Rydel	1-6	0-0	0-0	0	2	2	4	1	2	1	0	0	15
03	BOATNER, T. Rashard	2-8	2-7	0-0	0	1	2	6	3	1	0	1	0	20
21	ROSE, Rupert	1-6	1-1	0-0	0	2	2	3	2	3	1	0	0	16
32	JOHNSON, Yondarius	0-0	0-0	0-0	0	0	0	1	0	0	0	0	0	2
42	BRITT-BLACK, Chris	3-5	0-0	1-4	2	1	3	4	7	1	1	0	0	22
33	DANRIDGE, Steven	0-0	0-0	0-0	0	0	0	1	0	0	0	0	0	2
Team		23-71	9-29	4-12	11	15	26	23	59	13	11	2	7	200

FG % 1st Half: 16.39	41.0%	2nd half: 7.32	21.9%	Game: 11.27	32.4%	Deatball
3FG % 1st Half: 5-15	33.3%	2nd half: 4-14	28.6%	Game: 9-29	31.0%	Rebound:
FT % 1st Half: 1-1	100.0%	2nd half: 3-11	27.3%	Game: 4-12	33.3%	

Vanderbilt 92 - 4-1

#	Player	Total		3-Pr		Rebounds		PF	TP	A	TO	Bk	Sl	Min
		FG	FGA	FT	FTA	Off	Def							
44	TAYLOR, Jeffery	1-2	0-1	2-2	0	2	2	0	4	1	0	1	0	12
44	WALKER, Andre	2-5	0-1	0-0	2	4	6	11	4	3	3	1	4	26
03	EZELI, Festus	2-6	0-0	7-10	9	4	13	3	11	1	4	1	0	21
01	TINSLEY, Brad	4-14	1-4	5-7	0	4	4	14	5	5	0	0	0	28
23	JENKINS, John	7-8	4-9	4-4	2	2	4	0	22	2	1	0	0	26
05	GOULBOURNE, Lance	2-6	1-1	1-2	3	9	12	1	6	0	2	2	0	21
10	MERIWETHER, Chris	0-0	0-0	0-0	0	0	0	0	0	0	0	0	0	3
11	FULLER, Kyle	1-4	0-1	0-0	0	1	1	2	3	0	0	0	0	16
12	SMART, Jordan	0-1	0-1	0-0	0	0	0	0	0	0	0	0	0	5
14	NOLL, Aaron	0-0	0-0	0-0	0	2	2	0	0	0	0	0	0	3
33	TCHIENGANG, Steve	3-8	2-5	4-4	3	4	7	3	12	0	1	0	0	16
45	ODOM, Rod	2-7	1-5	3-4	3	5	8	1	8	0	1	0	0	19
50	DUFFY, Joe	5-3	1-1	2-4	0	0	0	0	9	0	0	0	0	4
Team		27-66	10-29	28-37	25	40	65	12	92	17	17	5	4	200

FG % 1st Half: 12-36	33.3%	2nd half: 15-30	50.0%	Game: 27-66	40.9%	Deatball
3FG % 1st Half: 5-16	31.3%	2nd half: 0-1	0.0%	Game: 10-29	34.5%	Rebound:
FT % 1st Half: 11-14	78.6%	2nd half: 17-23	73.9%	Game: 28-37	75.7%	

Officials: Tony Greene, Mike Nance, Patrick Evans
Technical foul: Grambling State:None, Vanderbilt:None
Attendance: 12,270
Intentional Foul by Grambling State 21 at 4:52 1st Half

Score by periods	1st	2nd	Total
Grambling State	33	21	54
Vanderbilt	40	52	92

Last FG - GRAM 2nd-02:19, VU 2nd-01:59
Largest lead - GRAM by 12 1st-15:15, VU by 33 2nd-00:26

NASHVILLE - Festus Ezeli posted his first career double-double and John Jenkins scored 22 points as Vanderbilt defeated Grambling State 92-59.

Ezeli had 11 points and 13 rebounds, and the Commodores (4-1) played the second half without the services of preseason All-SEC pick Jeffery Taylor.

Taylor took a blow to his left eye with about 5 minutes to play in the first half on an intentional foul by Tigers guard Rupert Rose.

The 6-foot-7 junior forward was on the floor for a couple of minutes and didn't return because of blurry vision.

The outcome was still in doubt at the half as Vanderbilt shot 33 percent and led just 40-38.

Grambling (1-5) hung around in large part because of Justin Patton, who had 15 points in the first half and finished with 20.

Brad Tinsley added 14 points and Steve Tchien-gang had a career-high 12.

Notes

- The Commodores grabbed a season-best 25 offensive rebounds, breaking the previous mark of 15 set against West Virginia on November 19, 2010.
- Vanderbilt's 65 rebounds are the most in the Stallings era, breaking the previous high of 57 set against Manhattan on December 30, 2009.
- Vanderbilt scored 52 second-half points, the most since putting up 52 against Ole Miss in an 82-78 victory on February 18, 2010.
- The Commodores held the Tigers to only 21 points in the second half, matching the season-low set against Nebraska on November 18, 2010.
- Festus Ezeli's nine offensive rebounds are a career-high and the most by a Commodore this season.
- Ezeli grabbed 13 rebounds, a career-high and season-high for any player on the team.
- Festus Ezeli recorded his first double-double of his career with 11 points and 13 rebounds.
- Lance Goulbourne had a career-high 12 rebounds, breaking his previous mark of nine set against LSU on February 13, 2010.
- Joe Duffy recorded a career-high nine points.

Game 6 • Nov. 27, 2010

Appalachian State..... 73
vs. Vanderbilt..... 86
Nashville, Tenn. (Memorial Gym)

Appalachian State 73 - 2-2

#	Player	Total		3-Pr		Rebounds		PF	TP	A	TO	Bk	Sl	Min
		FG	FGA	FT	FTA	Off	Def							
50	WILLIAMSON, Andre	4-8	0-0	3-3	1	5	6	4	11	1	1	2	0	28
54	HAUSLEY, Patey	5-7	0-0	1-2	1	3	4	3	11	1	1	0	1	34
00	SIMS, Donald	9-19	4-9	5-5	1	1	2	27	2	2	0	2	0	38
21	CARTER, Omar	6-14	1-1	4-9	4	4	8	1	17	0	2	0	0	24
33	WOODS, Mitch	0-1	0-0	0-2	0	3	3	0	7	2	0	0	1	28
11	HEALY, Nathan	0-3	0-2	0-0	2	0	2	0	0	2	0	0	0	19
12	WRIGHT, Marcus	1-1	1-1	0-0	0	0	0	0	1	3	0	1	0	6
15	BOOTH, Jeremi	1-2	1-2	1-2	0	3	3	4	0	0	0	0		

2010-11 GAME RECAPS

Game 7 • Dec. 1, 2010

Western Kentucky 62
at Vanderbilt 82
Nashville, Tenn. (Memorial Gym)

Western Kentucky 62 - 3-4

#	Player	Total			3-Pr			Rebounds			PF	TP	A	TO	Bk	Stl	Min
		FG	FGA	FT	FTA	FG	FGA	FT	FTA	Off							
01	Kerusch, Sergio	f	6-11	0-3	0-1	1	2	3	1	12	2	1	0	1	28		
02	Pattillo, Juan	f	7-13	0-0	4-5	1	6	7	2	18	0	2	1	32			
30	Pettigrew, Steffon	f	2-4	0-1	0-0	4	1	5	4	4	2	4	1	31			
12	Brown, Ken	g	1-5	0-2	2-2	0	3	3	2	4	3	0	2	24			
23	Peters, Brandon	g	1-6	1-2	2-3	1	2	3	1	5	1	5	0	1	16		
03	McDonald, Kahlil	g	0-0	0-0	0-0	0	3	3	1	0	2	0	0	14			
05	Dixon, Cliff	g	3-6	0-0	0-0	3	2	5	2	6	1	2	1	13			
10	Dickerson, Caden	g	4-8	3-6	1-3	0	0	0	12	1	0	4	0	26			
14	Crook, Jamal	g	0-0	0-0	0-0	0	0	0	0	1	0	1	0	7			
20	Amyibo, Kene	g	0-0	0-0	1-2	0	0	0	1	0	0	0	0	3			
20	Gabbard, Mike	g	0-1	0-1	0-0	0	0	0	0	0	0	0	0	6			
Team			24-60	4-20	10-16	11	21	31	14	62	14	22	3	12	200		

FG % 1st Half: 6.2% 2nd Half: 28.6% 3FG % 1st Half: 1.9 2nd Half: 3.1 11.1% FT % 1st Half: 0.0 2nd Half: 10.6 62.9%

Vanderbilt 82 - 6-1

#	Player	Total			3-Pr			Rebounds			PF	TP	A	TO	Bk	Stl	Min
		FG	FGA	FT	FTA	FG	FGA	FT	FTA	Off							
44	TAYLOR, Jeffery	f	4-13	1-4	4-4	2	4	6	2	13	3	5	0	0	28		
44	WALKER, Andre	f	2-4	0-0	0-0	0	0	1	4	8	2	1	1	21			
03	EZELI, Festus	c	7-7	0-0	1-1	2	3	2	14	0	0	3	0	20			
01	TINSLEY, Brad	g	2-4	0-0	2-2	0	3	3	2	6	4	4	0	21			
23	JENKINS, John	g	7-13	5-10	2-2	0	5	5	21	1	3	0	0	29			
05	GOULBOURNE, Lance	g	1-1	0-0	0-0	1	2	3	2	0	3	1	0	19			
10	MERIWETHER, Chris	g	0-1	0-0	0-0	0	1	1	0	0	0	0	0	2			
11	FULLER, Kyle	g	1-3	1-3	0-0	0	1	1	2	3	3	0	0	19			
12	SMART, Jordan	g	0-0	0-0	0-0	0	0	0	0	0	0	0	0	2			
14	NOLL, Aaron	g	0-0	0-0	0-0	0	0	0	0	0	0	0	0	2			
23	CHHENGANG, Steve	g	1-4	1-3	0-0	1	3	4	1	3	2	1	0	18			
46	ODOM, Rod	g	4-6	3-3	0-0	3	3	6	2	11	1	2	0	17			
50	DUFFY, Joe	g	1-1	0-0	2-3	0	0	0	4	0	0	0	0	2			
Team			30-57	11-23	11-14	9	25	34	14	82	23	23	4	7	200		

FG % 1st Half: 14.3% 2nd Half: 46.7% 3FG % 1st Half: 6.1% 2nd Half: 50.0% FT % 1st Half: 1.2 2nd Half: 5.1 50.0%

Technical fouls: Western Kentucky-None, Vanderbilt-None. Attendance: 13577

Score by periods

Western Kentucky	1st	2nd	Total
Western Kentucky	17	45	62
Vanderbilt	35	47	82

Score tied - 0 times. Largest lead - WKU by 24 2nd-00:07. Largest lead - WKU by 24 2nd-03:42.

NASHVILLE - John Jenkins scored 21 points, hitting 5 of 10 from 3-point range, to lead Vanderbilt to an 82-62 win over Western Kentucky.

Jenkins, who has led the Commodores (6-1) in scoring the past six games, hit a 3-pointer on the right wing to give Vanderbilt a 22-10 lead and the Hilltoppers (3-4) never got within single digits again.

Festus Ezeli added 14 points for the Commodores. The 6-foot-11 junior from Nigeria, who stood a good 5 inches taller than anyone in the Western Kentucky starting lineup, hit all seven of his field-goal attempts and blocked three shots.

Juan Pattillo led Western Kentucky with 18 points and Sergio Kerusch and Caden Dickerson each added 12.

Vanderbilt took a 35-17 lead into halftime. The Commodores shot 50 percent from 3-point range (6 of 12), including three consecutive 3s as part of an 11-0 run that pushed their lead to 35-13.

Jenkins had eight points at the break. Odom had six on the strength of two 3-pointers and Ezeli had six.

Western Kentucky committed 16 turnovers in the first half that led to 17 points the other way.

Vanderbilt didn't take great care of the ball in a sloppy first half either, turning it over 12 times. But the Hilltoppers couldn't take advantage, shooting just 8 of 28 (28.6 percent) and making 1 of 9 3 pointers.

Notes

- Western Kentucky's 17 first-half points were the least Vanderbilt has allowed since heading into the half up 31-17 on Middle Tennessee State on November 24, 2008.
- The eight field goals made by Western Kentucky are the least Vanderbilt has allowed this season.
- Vanderbilt recorded a season-high seven steals, the most since taking away eight against Florida on March 2, 2010.
- The Commodores had a season-high 23 assists, breaking the previous best of 22 set against Presbyterian on November 12, 2010.
- Vanderbilt's 11 three-point field goals are the most since making 12 against Tennessee State on December 19, 2009.

Game 8 • Dec. 4, 2010

Belmont 76
at Vanderbilt 85
Nashville, Tenn. (Memorial Gym)

Belmont 76 - 5-2

#	Player	Total			3-Pr			Rebounds			PF	TP	A	TO	Bk	Stl	Min
		FG	FGA	FT	FTA	FG	FGA	FT	FTA	Off							
34	HEDGEPETH, Mick	f	6-12	2-5	2-2	0	5	5	2	16	0	0	0	1	28		
46	BAKER, Brandon	f	1-5	1-3	2-2	1	2	5	0	2	0	0	0	17			
01	HANLEN, Drew	g	0-3	0-2	4-4	0	0	0	4	4	2	0	0	26			
13	HOUSE, Jon	g	3-3	0-0	2-2	0	1	1	4	8	2	1	0	17			
21	CLARK, Ian	g	3-7	1-4	2-2	0	1	1	2	9	2	3	0	1	31		
02	JENKINS, John	g	3-3	0-0	0-0	1	1	2	3	2	0	2	0	7			
10	JOHNSON, Kerron	g	5-8	0-0	3-3	1	1	2	3	13	3	0	0	17			
14	MANN, J.J.	g	0-3	0-2	0-0	0	0	0	0	2	0	0	0	7			
23	SAUNDERS, Scott	g	2-4	0-0	1-2	2	2	4	3	5	0	1	0	11			
24	BARNES, Adam	g	0-0	0-0	0-0	0	0	0	0	0	0	0	0	1			
30	NOACK, Trevor	g	0-3	0-3	2-3	0	2	2	0	2	0	0	0	12			
32	CAMPBELL, Jordan	g	4-5	3-4	1-2	0	1	1	4	12	1	1	0	1	26		
Team			25-56	7-23	19-22	6	19	25	32	76	12	15	1	8	200		

FG % 1st Half: 13.2% 2nd Half: 44.4% 3FG % 1st Half: 4.1 2nd Half: 3.1 26.0%

Vanderbilt 85 - 7-1

#	Player	Total			3-Pr			Rebounds			PF	TP	A	TO	Bk	Stl	Min
		FG	FGA	FT	FTA	FG	FGA	FT	FTA	Off							
44	TAYLOR, Jeffery	f	5-11	1-2	5-7	2	6	8	2	16	2	4	0	2	37		
46	ODOM, Rod	f	2-3	2-2	0-0	0	0	0	3	6	0	5	0	1	17		
03	EZELI, Festus	c	7-9	0-0	10-14	6	4	10	3	24	0	1	3	4	25		
01	TINSLEY, Brad	g	4-7	2-3	4-6	0	5	5	0	14	2	2	0	0	34		
23	JENKINS, John	g	1-7	0-2	8-9	1	2	3	1	10	2	1	0	1	34		
05	GOULBOURNE, Lance	g	3-5	1-2	8-9	0	6	6	3	15	2	4	0	0	14		
11	FULLER, Kyle	g	0-2	0-1	0-0	0	2	2	0	2	2	1	0	0	25		
23	CHHENGANG, Steve	g	0-0	0-0	0-0	2	2	4	0	1	2	0	0	0	14		
Team			22-44	6-12	35-45	11	28	39	17	85	11	20	3	8	200		

FG % 1st Half: 10.2% 2nd Half: 43.5% 3FG % 1st Half: 2.4 2nd Half: 4.8 50.0%

Technical fouls: Belmont-None, Vanderbilt-TAYLOR, Jeffery. Attendance: 13902

Score by periods

Belmont	1st	2nd	Total
Belmont	35	41	76
Vanderbilt	32	53	85

Score tied - 3 times. Largest lead - BELMONT by 7 1st-06:21, VU by 13 2nd-03:04.

NASHVILLE - Festus Ezeli scored a career-high 24 points and added 10 rebounds as Vanderbilt beat cross-town rival Belmont 85-76.

Ezeli scored 17 points in the second half as the Commodores overcame a 35-32 halftime deficit.

Vanderbilt scored the first six points of the second half and never trailed again. The Commodores shot 57 percent (12 of 21) over the final 20 minutes.

Jeffery Taylor added 16 points and eight rebounds for the Commodores (7-1). Lance Goulbourne had 15 points, and Brad Tinsley added 14 as Vanderbilt attempted 45 free throws -- the most in the Kevin Stallings era (2000-present). The Commodores made 35 of them.

Belmont was led by Mick Hedgepeth with 16 points. Kerron Johnson added 13, and Jordan Campbell had 12.

The scrappy Bruins (5-2) led by as much as seven in the first half before settling for a three-point lead at the break.

Notes

- Vanderbilt recorded its 700th win in Memorial Gym.
- Kevin Stallings is now 4-0 all-time against Belmont.
- Festus Ezeli's 24 points and 10 rebounds marked the first time a Commodore has recorded a 20-10 game since A.J. Ogilvy had 20 points and 12 rebounds against Alabama on February 5, 2009.
- Five Commodores scored in double-figures, the first time it has happened since Jeffery Taylor (18), A.J. Ogilvy (14), John Jenkins (13), Brad Tinsley (13), and Darshawn McClellan (11) did so against Arkansas on February 27, 2010.
- Vanderbilt's 45 free throw attempts were the most in the Stallings era, breaking the previous high of 40 set against Kentucky on February 17, 2009 and Boston College on December 30, 2000.
- The Commodores shot a season-high 50.0% from the three-point line.
- Vanderbilt has trailed at the half three times this season with this game being the first time trailing in Memorial Gym.
- Ezeli had a career-high 24 points, and garnered his second career double-double.

Game 9 • Dec. 8, 2010

Vanderbilt 82
at Missouri 85
Nashville, Tenn. (Memorial Gym)

Vanderbilt 82 - 7-0

#	Player	Total			3-Pr			Rebounds			PF	TP	A	TO	Bk	Stl	Min
		FG	FGA	FT	FTA	FG	FGA	FT	FTA	Off							
05	GOULBOURNE, Lance	f	4-7	1-3	2-2	1	6	7	2	11	5	2	1	0	31		
44	TAYLOR, Jeffery	f	9-16	0-4	0-1	2	8	10	3	18	4	6	1	0	43		
03	EZELI, Festus	c	6-7	0-0	4-10	3	6	9	4	16	0	3	6	1	33		
01	TINSLEY, Brad	g	3-9	1-4	0-0	0	3	3	2	7	3	4	0	0	28		
23	JENKINS, John	g	7-14	5-10	4-4	0	3	3	4	23	0	1	0	0	41		
11	FULLER, Kyle	g	0-2	0-1	1-2	1	0	1	2	1	2	0	0	1	15		
33	CHHENGANG, Steve	g	0-1	0-0	0-0	2	2	0	0	2	0	0	1	0	12		
46	ODOM, Rod	g	2-3	2-3	0-1	0	1	1	1	6	1	0	2	4	14		
Team			31-59	9-25	11-22	8	32	40	18	82	15	17	10	8	225		

FG % 1st Half: 14.2% 2nd Half: 56.0% 3FG % 1st Half: 6.1% 2nd Half: 51.9% FT % 1st Half: 3.5 2nd Half: 4.1 27.3%

Missouri 85 - 7-0

#	Player	Total			3-Pr			Rebounds			PF</
---	--------	-------	--	--	------	--	--	----------	--	--	------

2010-11 GAME RECAPS

Game 10 • Dec. 18, 2010

SE Louisiana 52
 at Vanderbilt 85
Nashville, Tenn. (Memorial Gym)

Southeastern Louisiana 52 - 54

#	Player	Total		3-Pr		Rebounds		PF	TP	A	TO	Bk	Sll	Min
		FG	FGA	FT	FTA	Off	Def							
10	Johnson, Roosevelt	1-5	0-0	0-0	2	1	3	4	2	0	2	0	1	14
20	Patterson, DeShawn	1-4	0-1	0-0	0	5	5	2	2	2	0	0	0	21
21	Ndoumba, David	1-4	0-0	1-2	2	4	6	3	5	1	2	2	0	29
01	Hutchin, Trent	2-10	1-7	0-0	1	0	1	0	5	0	3	0	0	26
45	Fortenberry, Brandon	1-7	0-2	0-0	0	2	2	2	2	1	4	0	3	20
03	Marks, Jason	1-1	0-0	0-0	0	3	3	4	2	0	0	0	0	8
22	Campbell, Jeremy	0-1	0-0	0-0	1	1	2	0	0	0	0	0	0	7
24	Harre, Michael	1-6	0-1	0-0	0	1	1	0	2	2	1	0	0	15
25	Benton, Antonio	4-11	1-2	1-1	3	0	3	2	16	0	1	0	0	20
30	Dixon, Gary	5-13	4-9	2-3	1	4	5	1	16	2	1	0	0	31
40	Lockett, Josh	3-5	0-0	0-0	2	2	4	0	6	0	0	0	0	9
	Team				4	1	5							
Totals		21-67	6-22	4-6	16	24	40	18	52	8	14	2	6	200

FG % 1st Half: 9.2% 32.1% 2nd half: 12.39 30.8% Game: 21.67 31.3% Deadball
 3FG % 1st Half: 3.8 37.5% 2nd half: 3-14 21.4% Game: 6-22 27.3% Rebound:
 FT % 1st Half: 5.5 60.0% 2nd half: 1-1 100.0% Game: 4-6 66.7%

Vanderbilt 85 - 82

#	Player	Total		3-Pr		Rebounds		PF	TP	A	TO	Bk	Sll	Min
		FG	FGA	FT	FTA	Off	Def							
05	GOULBOURNE, Lance	4-9	1-3	4-8	3	5	8	0	13	1	1	1	2	29
44	TAYLOR, Jeffery	5-10	1-3	4-7	1	4	5	1	15	3	2	0	2	24
03	EZELI, Festus	3-5	0-0	2-4	2	5	7	2	8	0	2	2	1	20
01	TINSLEY, Brad	4-5	1-2	0-0	0	5	5	0	9	7	0	0	0	28
23	JENKINS, John	4-10	4-8	0-0	0	1	1	0	12	0	0	0	0	28
11	FULLER, Kyle	1-2	1-2	0-0	2	1	3	2	0	0	0	0	0	19
12	SMART, Jordan	1-1	1-1	0-0	0	2	2	0	3	1	0	0	0	7
33	TCHIENGANG, Steve	5-8	2-3	3-3	2	3	5	2	15	0	1	2	1	20
45	ODOM, Rod	2-6	2-4	1-2	2	3	5	2	7	0	1	0	1	19
59	DUFFY, Joe	0-0	0-0	0-0	0	0	0	4	0	1	1	0	0	6
	Team				0	2	2							
Totals		29-56	13-26	14-24	10	32	42	12	85	16	9	6	6	200

FG % 1st Half: 20.32 62.0% 2nd half: 9-24 37.5% Game: 29-56 51.8% Deadball
 3FG % 1st Half: 81.5 53.3% 2nd half: 5-11 45.5% Game: 13-26 50.0% Rebound:
 FT % 1st Half: 5-9 55.6% 2nd half: 9-15 60.0% Game: 14-24 58.3%

Officials: Gary Maxwell, Ron Grover, Steven Anderson
 Technical fouls: Southeastern Louisiana-None. Vanderbilt-None.
 Attendance: 1262

Score by periods	1st	2nd	Total
Southeastern Louisiana	24	28	52
Vanderbilt	53	32	85

Last FG - SLU 2nd-00:00, VU 2nd-00:16
 Largest lead - SLU None, VU by 36 2nd-01:42

Points in Off 2nd Fast Bench
 SLU 20 4 14 5 28
 VU 28 25 13 8 28

Score tied - 0 times.
 Lead changed - 0 times.

Game 11 • Dec. 21, 2010

Vanderbilt 72
 at MTSU 53
Murfreesboro, Tenn. (Murphy Center)

Vanderbilt 72 - 9-2

#	Player	Total		3-Pr		Rebounds		PF	TP	A	TO	Bk	Sll	Min
		FG	FGA	FT	FTA	Off	Def							
01	TINSLEY, Brad	3-10	2-6	2-2	0	3	3	0	10	2	0	2	2	34
03	EZELI, Festus	5-8	0-0	5-12	1	2	3	2	15	0	0	1	1	16
23	JENKINS, John	5-9	3-5	3-8	1	2	3	2	16	1	1	2	3	32
44	TAYLOR, Jeffery	4-7	2-4	8-10	0	4	4	2	18	2	4	0	0	31
45	ODOM, Rod	1-4	1-4	0-0	3	3	6	4	3	2	2	0	2	25
10	MERWETHER, Chris	0-0	0-0	0-0	0	0	0	0	0	0	0	0	0	2
11	FULLER, Kyle	0-3	0-2	0-0	1	3	4	0	3	0	0	0	0	18
12	SMART, Jordan	0-1	0-1	0-0	0	2	2	0	0	0	0	0	0	3
33	TCHIENGANG, Steve	2-3	0-1	4-4	0	3	3	8	2	2	1	0	2	23
60	DUFFY, Joe	0-1	0-0	2-2	1	4	5	3	2	2	1	0	0	16
	Team				0	3	3							
Totals		20-46	8-23	24-36	7	29	36	19	72	11	12	6	8	200

FG % 1st Half: 14.27 51.9% 2nd half: 6-19 31.6% Game: 20-46 43.5% Deadball
 3FG % 1st Half: 7-14 50.0% 2nd half: 1-9 11.1% Game: 8-23 34.8% Rebound:
 FT % 1st Half: 6-10 60.0% 2nd half: 18-26 69.2% Game: 24-36 66.7%

Middle Tennessee 53 - 4-8

#	Player	Total		3-Pr		Rebounds		PF	TP	A	TO	Bk	Sll	Min
		FG	FGA	FT	FTA	Off	Def							
03	Gallman, James	2-5	1-3	0-0	0	2	3	5	0	2	0	2	0	17
12	Jones, SHAWN	1-3	0-0	2-2	2	0	2	5	4	0	1	0	0	7
15	Washington, James	3-10	2-6	2-2	0	2	3	10	2	2	0	2	32	
22	Jones, Jason	6-9	1-1	2-3	2	4	6	15	0	1	0	0	24	
30	Sulton, JT	0-6	0-0	1-2	2	4	6	0	1	1	3	0	1	28
05	Emanuel, Rod	4-10	0-1	0-0	0	5	5	0	8	2	0	2	0	20
20	Oden, Jimmy	0-2	0-1	0-0	0	0	1	0	0	0	0	0	0	10
24	Hammonds, Kerry	2-5	1-3	1-2	0	3	3	6	1	1	0	0	0	19
31	Charles, Trevor	1-1	0-0	0-0	0	0	0	2	0	0	0	0	0	11
32	Obley, Trevor	0-0	0-0	0-0	0	1	5	0	0	1	0	1	0	9
35	Hunt, Kyle	1-3	0-0	0-3	0	2	4	2	1	1	1	0	0	23
	Team				2	3	5							
Totals		20-54	6-15	8-14	9	25	34	28	53	7	15	3	7	200

FG % 1st Half: 11.26 42.3% 2nd half: 9-28 32.1% Game: 20-54 37.0% Deadball
 3FG % 1st Half: 2-6 33.3% 2nd half: 3-9 33.3% Game: 5-15 33.3% Rebound:
 FT % 1st Half: 3-5 60.0% 2nd half: 5-9 55.6% Game: 8-14 57.1%

Officials: Samuel Croft, Raymond Natili, Tim Gattis
 Technical fouls: Vanderbilt-None. Middle Tennessee-None.
 Attendance: 6520

Score by periods	1st	2nd	Total
Vanderbilt	41	31	72
Middle Tennessee	27	26	53

Last FG - VU 2nd-04:30, MT 2nd-01:05
 Largest lead - VU by 25 2nd-02:46, MT by 2 1st-19:32

Points in Off 2nd Fast Bench
 VU 20 15 12 0 10
 MT 18 6 8 0 18

Score tied - 1 time.
 Lead changed - 1 time.

NASHVILLE - Jeffery Taylor and Steve Tchiengang had 15 points each and Vanderbilt hit a season-high 13 3-pointers to breeze past Southeastern Louisiana 85-52.

Eight different Commodores made a 3-pointer. Vanderbilt (8-2) shot 50 percent (13 of 26) from long distance, but only a little better from the free-throw line (14 of 24).

It was a career high for Tchiengang, who at 6 feet 9 stepped out and hit two 3-pointers. Lance Goulbourne had 13 points, and John Jenkins added 12 on a team-high four 3-pointers.

The Lions (5-4) were led by Gary Dixon, who came off the bench to score 16. Antonio Benton added 10 as the Southeastern Louisiana bench outscored its starters 36-16.

The Commodores rolled up a 53-24 halftime lead behind a sizzling shooting performance. They converted 62.5 percent (20 of 32) from the floor. It was the most points they had scored in a first half since Nov. 24, 2007, against Bradley in the Cancun Challenge.

Vanderbilt hit eight 3-pointers in the opening 20 minutes. Jenkins knocked down three of them, and freshman Rod Odom had a pair.

Jenkins' trey with 47 seconds to go until halftime gave Vanderbilt its largest lead of the half at 53-19. The Commodores shot 53.3 percent (8 of 15) from long range in the opening stanza.

Notes

- Vanderbilt made a season-high 13 three-point buckets, topping the previous high of 11 made in an 82-62 win over Western Kentucky on December 1.
- Six different Commodores made a three-point shot for the third game this year.
- VU shot 50% or better for the fifth consecutive game and the sixth game of 2010-11.
- Vanderbilt's nine turnovers are a season-low.
- Steve Tchiengang had a career-high 15 points.
- Jordan Smart recorded his first career points when he made a three-point basket in the second half.

MURFREESBORO - Jeffery Taylor led four Vanderbilt players in double figures with 18 points as the Commodores beat rival Middle Tennessee 72-53.

John Jenkins added 16 points, Festus Ezeli had 15, and Brad Tinsley 10 for Vanderbilt.

The Commodores (9-2) played without forwards Lance Goulbourne and Andre Walker. Goulbourne, the team's second-leading rebounder at 6.7 per game, was not on the bench but was in attendance.

Walker, who started the first seven games, has missed the past four with mononucleosis. He's scheduled to make his return for Vanderbilt's next game, Dec. 29 at home against Marquette.

The Commodores built a 14-point lead at the half and the Blue Raiders (4-8) never got closer than eight in the second half. Vanderbilt shot 36 free throws, 26 in the second half, to just 14 for Middle Tennessee.

Jason Jones led Middle with 15 points. The Blue Raiders have lost four in a row.

Vanderbilt had its largest lead of the first half, 41-27, at the half when Brad Tinsley went coast to coast with an inbounds pass after a free throw by Middle's Kerry Hammonds. Tinsley's layup came a second before the buzzer.

The Blue Raiders had cut the lead to six at 30-24 with 1:53 to go when Jenkins took over. He scored nine of his 11 first-half points in a 60-second span beginning at 1:38 when he grabbed an offensive rebound along the left baseline and hit a stepback 3-pointer.

Jenkins followed with a steal near halfcourt, drove the right side, made the layup and converted the three-point play after getting fouled by Middle's Kyle Hunt. Forty-nine seconds later Jenkins' long 3-pointer up top made it 39-26.

Notes

- The Commodores improved to 1-1 in true road contests. Tuesday night's game was Vanderbilt's last non-conference road trip of the 2010-11 season. VU next ventures on the road in their SEC opener against South Carolina on January 8 and the sixth game of 2010-11.

THE LAST TIME...

VANDERBILT

INDIVIDUALS

Scoring:

Scored 25 points – John Jenkins (27), vs. West Virginia, 11/19/2010

Scored 30 points – A.J. Ogilvy (33), at LSU, 3/4/2009

Scored 35 points – Billy McCaffrey (35), vs. Georgia, 2/24/1993

Scored 40 points – Shan Foster (42) vs. Mississippi State, 3/5/2008

Two Players Had 20 Points –

Jeffery Taylor (26) and Jermaine Beal (20) vs. Tennessee, 2/9/2010

Three Players Had 20 Points –

Derrick Byars (28), Shan Foster (21) and Ross Neltner (20) vs. Toledo, 12/2/2006

Scored 20 Points in Two Straight Games –

John Jenkins vs. Grambling State (11/24/2010) and Appalachian State (11/27/10)

Scored 20 Points in Three Straight Games –

John Jenkins vs. Grambling State (21), 11/24/2010; vs. Appalachian State (21), 11/27/2010; vs. Western Kentucky (21), 12/1/2010

Scored 20 Points in Four Straight Games –

Shan Foster vs. Georgia (29), 2/23/2008; vs. Tennessee (32), 2/26/2008; at Arkansas (22), 3/1/2008; vs. Mississippi State (42), 3/5/2008

Scored 20 Points in Five Straight Games –

Shan Foster vs. Georgia (29), 2/23/2008; vs. Tennessee (32), 2/26/2008; at Arkansas (22), 3/1/2008; vs. Mississippi State (42), 3/5/2008; at Alabama (21), 3/8/2008

Scored 20 Points in Six Straight Games –

Shan Foster vs. Georgia (29), 2/23/2008; vs. Tennessee (32), 2/26/2008; at Arkansas (22), 3/1/2008; vs. Mississippi State (42), 3/5/2008; at Alabama (21), 3/8/2008; vs. Auburn (26), 3/13/2008

Five Players Scored in Double Figures –

Jeffery Taylor (18), A.J. Ogilvy (14), John Jenkins (13), Brad Tinsley (13), Darshawn McClellan (11), at Arkansas, 2/27/2010

Six Players Scored in Double Figures –

Jeffery Taylor (16), George Drake (14), Jermaine Beal (12), Festus Ezeli (11), Brad Tinsley (11), and A.J. Ogilvy (10) vs. Central Arkansas, 11/26/2008

Four Players with 15 or more points –

Julian Terrell (17), Shan Foster (16), Derrick Byars (15) and DeMarre Carroll (15) vs. UNC Greensboro, 11/22/2005

Double-Doubles:

Double-Double – Jeffery Taylor (18 points, 10 rebounds) at Missouri (12/8/10)

20-10 game – Festus Ezeli (24 points, 10 rebounds) vs. Belmont, 12/4/2010

30-10 game – A.J. Ogilvy (33 points, 10 rebounds) at LSU, 3/4/2009

Back-to-back 20-10 games – Matt Freije vs. South Carolina (26 points, 11 rebounds) 1/28/04; vs. Kentucky (20 points, 11 rebounds) 1/31/04

Double-Double in Points and Rebounds

– Jeffrey Taylor (18 points, 10 rebounds) at Missouri (12/8/10)

Double-Double in Points and Assists

– Brad Tinsley (11 points, 10 assists) vs. Presbyterian, 11/12/2010

Double-Double in Points and Blocks – Never

Double-Double in Points and Steals – Never

Double-Double in Two Consecutive games

– Jeffery Taylor vs. Arizona (13 points, 10 rebounds) 11/25/2009, vs. Missouri (18 points, 11 rebounds) 12/2/2009

Double-Double in three consecutive games

– Dan Langhi vs. Notre Dame (33 points, 10 rebounds) 11/21/1998; vs. Morehead State (18 points, 10 rebounds) 11/24/1998; vs. Ohio State (14 points, 17 rebounds) 11/28/1998

Two players record double-double –

A.J. Ogilvy (12 points, 10 rebounds), Jeffery Taylor (16 points, 10 rebounds) vs. Arkansas, 3/8/2009

Triple-Doubles:

Triple-Double – Brad Tinsley (11 points, 10 rebounds, 10 assists) vs. Presbyterian, 11/12/2010

Field Goals:

Made 10 FG in a game – Jeffery Taylor (11) vs. Presbyterian, 11/12/2010

Made 11 FG in a game – Jeffery Taylor (11) vs. Presbyterian, 11/12/2010

Made 12 FG in a game – A.J. Ogilvy (12) at LSU, 3/4/2009

Made 16 FG in a game – Shan Foster (16) vs. Mississippi State, 3/5/2008

Attempted 15 FG in a game –

A.J. Ogilvy (15) vs. Arizona, 11/25/2009

Attempted 16 FG in a game – Jeffery Taylor (16) at Missouri (12/8/10)

Attempted 17 FG in a game – A.J. Ogilvy (17) at LSU, 3/4/2009

Attempted 18 FG in a game – Shan Foster (18) vs. Georgia, 2/23/2008

Attempted 19 FG in a game – John Jenkins (19) vs. West Virginia, 11/19/2010

Attempted 20 FG in a game –

Shan Foster (25) vs. Mississippi State, 3/5/2008

Three-Pointers:

Made 5 3-pointers in a game – John Jenkins (5) at Missouri, 12/8/2010

Made 6 3-pointers in a game – John Jenkins (6) at Florida, 3/2/2010

Made 7 3-pointers in a game – Jermaine Beal (7) at Auburn, 1/31/2009

Made 8 3-pointers in a game – Shan Foster (8) vs. UMass, 1/5/2008

Made 9 3-pointers in a game – Shan Foster (9) vs. Mississippi State, 3/5/2008

Attempted 10 3-pointers in a game –

John Jenkins (10) vs. Western Kentucky, 12/1/2010

Attempted 15 3-pointers in a game – Shan Foster (15) vs. Mississippi State, 3/5/2008

Free Throws:

Made 8 FT in a game – Jeffery Taylor (8) vs. MTSU, 12/21/2010

Made 9 FT in a game – Jeffery Taylor (9) vs. Kentucky, 2/20/2010

Made 10 FT in a game – Festus Ezeli (10) vs. Belmont, 12/4/2010

Made 12 FT in a game – Jeffery Taylor (12) vs. Tennessee, 2/9/2010

Made 13 FT in a game – A.J. Ogilvy (13) vs. DePaul, 12/5/2009

Made 18 FT in a game – Matt Freije (18) vs. Indiana, 11/24/2003

Attempted 12 FT in a game – John Jenkins (12) vs. North Carolina, 11/21/2010

Attempted 14 FT in a game – Festus Ezeli (14) vs. Belmont, 12/4/2010

Attempted 15 FT in a game – A.J. Ogilvy (15) vs. DePaul, 12/5/09

Rebounds:

10 Rebounds in a game – Jeffery Taylor (10), at Missouri (12/8/10)

15 Rebounds in a game – Dawid Przybyszewski (16) vs. Toledo, 11/19/2004

10+ Rebounds in Three Consecutive Games – Dan Langhi (10) vs. Notre Dame, 11/21/1998; (10) vs. Morehead State, 11/24/1998; (17) vs. Ohio State, 11/28/1998

Assists:

8 Assists – Brad Tinsley (8) vs. Appalachian State, 11/27/2010

9 Assists – Brad Tinsley (10) vs. Presbyterian, 11/12/2010

10 Assists – Brad Tinsley (10), vs. Presbyterian, 11/12/2010

11 Assists – Mario Moore (13) vs. Arkansas, 2/19/2005

12 Assists – Mario Moore (13) vs. Arkansas, 2/19/2005

13 Assists – Mario Moore (13) vs. Arkansas, 2/19/2005

14 Assists – Billy McCaffrey (14) vs. Kentucky, 1/13/1993

5+ Assists in Four Consecutive Games

– Jermaine Beal (6) vs. South Carolina, 1/9/2008; at Kentucky (5), 1/12/2008; at Tennessee (5), 1/17/2008; vs. LSU (9), 1/19/2008

8+ Assists in Two Consecutive Games-

Atiba Prater (9) at Georgia, 2/2/2000; (9) vs. Boston College, 2/6/2000

Blocks:

4 Blocked Shots – Andre Walker (4), vs. Southern Miss, 1/2/2010

5 Blocked Shots – A.J. Ogilvy (5) vs. Auburn, 1/23/2010

6 Blocked Shots – Festus Ezeli (6) at Missouri, 12/8/2010

7 Blocked Shots – Will Perdue (7) vs. East Carolina, 12/28/1987

Steals:

4 Steals – Rod Odom (4) at Missouri (12/8/10)

5 Steals – Derrick Byars (5) vs. Florida, 2/17/2007

6 Steals – Dan Cage (6) vs. Furman, 11/28/2006

7 Steals – James Strong (8) vs. Morehead State, 11/24/1998

8 Steals – James Strong (8) vs. Morehead State, 11/24/1998

Minutes:

Played every minute – Jermaine Beal (40), vs. Alabama (2/5/2009)

Played over 40 minutes – Jeffery Taylor (43) and John Jenkins (41) at Missouri, 12/8/2010

Fouls:

Technical Foul – Jeffery Taylor vs. Belmont, 12/4/2010

Fouled Out – Andre Walker vs. North Carolina, 11/21/2010

Two Players Fouled Out – Jeffery Taylor and Festus Ezeli vs. West Virginia, 11/19/2010

Three Players Fouled Out – Jeffery Taylor, Festus Ezeli, A.J. Ogilvy, at South Carolina, 1/28/2009

TEAM

Started the game with Opponent Technical Foul – Furman bench, 12/22/2008

Scored 95 or more points – 96 vs. Georgia, 2/25/2010

Scored 100 or more points – 102 vs. UPR-Mayaguez 12/19/2006 (W, 102-59)

Scored 100 or more points (SEC game) – 101 vs. Georgia 3/1/2000 (W, 101-89)

Scored 110 or more points – 113 vs. Alabama A&M 12/30/1998 (W, 113-71)

Scored 110 or more points (SEC game) – 111 vs. Alabama 2/21/1972 (W, 111-91)

Scored 120 or more points – 130 vs. Ole Miss 12/22/1970 (W, 130-112)

Scored 120 or more points (SEC game) – 130 vs. Ole Miss 12/22/1970 (W, 130-112)

Scored 130 or more points – 130 vs. Ole Miss 12/22/1970 (W, 130-112)

Scored Less than 50 points – 44 vs. Kentucky, 3/5/2003 (L, 44-106)

Scored 20 or less points in half – 18 at Tennessee, 2/14/2009

Scored 90+ points in three consecutive games – 95 vs. Bradley, 11/24/2007 (W, 95-86); 91 vs. South Alabama, 11/29/2007 (W, 91-88); vs. Georgia Tech, 12/1/2007 (W, 92-79)

Allowed 90 or more points – 94, Florida, 1/25/2009 (L, 69-94)

Allowed 100 or more points – 106, Kentucky, 3/5/2003 (L, 44-106)

Allowed Less than 50 points – 49, Nebraska, 11/18/2010 (W, 59-49)

Allowed 40 or Less points – 40, Georgia, 1/14/2009 (W, 50-40)

Shot 60% or better – .611 at South Carolina, 1/16/2010 (W, 89-79)

Shot over 67% FG – .679 vs. TSU, 12/19/2009 (W, 84-71)

Shot 50% or better – .518 vs. SE Louisiana 12/18/2010 (W, 85-52)

Shot lower than 30% – .275 vs. Cincinnati 11/23/2009 (L, 67-58)

THE LAST TIME...

Allowed 60% shooting - .612 at Florida, 2/21/2009 (L, 68-82)
Scored 100 points in two consecutive games – 111 vs. North Alabama 12/20/1980 (W, 111-79) and 111 vs. Memphis 12/23/1980 (W, 111-96)
Scored 100 points in three consecutive games – Never
Scored 100 points in Consecutive SEC games – 104 vs. LSU 2/19/1972 (W, 104-83) and 111 vs. Alabama 2/21/1972 (W, 111-91)
Won game by 70 points or more – 71 vs. Union (Tenn.) (W, 95-24), 1911-12
Won game by 60 points or more – 71 vs. Union (Tenn.) (W, 95-24), 1911-12
Won game by 50 points or more – 51 vs. Army (W, 92-41) 11/14/1998
Game decided by one point – vs. Mississippi State, 3/5/2008 (W, 86-85)
Two consecutive games decided by one point – at South Carolina (L, 70-71) 1/7/1998 and Tennessee (W, 80-79) 1/10/1998
Three consecutive games decided by one point – Never
Shot 90% or Better from Free Throw Line – 1.000 vs. Mississippi State (11-11) 3/5/2008
Shot less than 50% from Free Throw Line – .333 vs. Chaminade (1-of-3) 11/24/2009
Shot less than 20% from 3PT – .100 (2-of-20) vs. Kentucky, 2/20/2010
Attempted 30 FT – 36 (24-36) vs. MTSU (12/21/10)
Attempted 40 FT – 45 (35-45) vs. Belmont, 12/4/2010
Attempted five or less FT – 3 vs. Chaminade, 11/24/2009
Made 20 FT – 24 vs. MTSU, 12/21/2010
Made 30 FT – 35 vs. Belmont, 12/5/2010
Won an Overtime Game – vs. Georgia, 2/25/2010 (W, 96-94)
Lost by 25 or More Points – vs. Florida, 1/25/2009 (L, 69-94)
Lost an Overtime Game – at Missouri, 12/8/2010 (L, 85-82)
Played Two Overtimes – at Kentucky, 1/12/2008 (L, 79-73)
Played Three Overtimes – at Ole Miss 2/17/1982 (L, 51-48)
Played Four Overtimes – at Ole Miss 2/17/1982 (L, 51-48)
Played consecutive games that went to overtime – vs. Mississippi State 3/5/2008 (W, 86-85) and at Alabama, 3/8/2008 (L, 78-73)
Had 20 Turnovers – 20 vs. Belmont, 12/4/2010
Had fewer than 10 Turnovers in two straight games – vs. Florida (7) 1/9/2010, at Alabama (8) 1/13/2010

OPPONENT - INDIVIDUALS

Scoring:
Scored 25 points – Donald Sims (27) vs. Appalachian State, 11/27/2010
Scored 30 points – Casey Mitchell (31) vs. West Virginia, 11/19/2010
Scored 35 points – Devan Downey, (35) 1/16/2010
Scored 40 points – Morris Almond (44), Rice, 1/3/2007

Two Players Had 20 Points – Devan Downey (26) and Sam Muldrow (20) vs. South Carolina, 3/6/2010
Five Players Scored in Double Figures – Travis Leslie (22), Trey Thompkins (21), Dustin Ware (16), Ricky McPhee (14), Jeremy Price (12) vs. Georgia, 2/25/2010
Six Players Scored in Double Figures – Bam Doyne (22), Dwayne Curtis (12), Todd Abernethy (11), Clarence Sanders (11), Polynice (10) and Williams (10), vs. Ole Miss, 1/27/2007
Four Players with 15 or more points – Erik Daniels (20), Marquis Estill (17), Keleena Azubuike (16) and Gerald Fitch (15) vs. Kentucky, 3/5/2003

Double-Doubles:

Double-Double – Tyler Zeller (20 points, 11 rebounds) vs. N. Carolina, 11/21/2010
Triple-Double – Jamont Gordon (15 points, 12 rebounds and 10 assists) vs. Mississippi State, 2/21/2007
20-10 game – Travis Leslie (22 points, 10 rebounds), vs. Georgia, 2/25/2010
30-10 game – Morris Almond (44 points, 12 rebounds) at Rice, 1/3/2007

Double-Double in Points and Rebounds

– Tyler Zeller (20 points, 10 rebounds) vs. North Carolina, 11/21/2010
Double-Double in Points and Assists – Nick Calathes (15 points, 10 assists) at Florida, 1/27/2008
Two players record double-doubles – Yancy Gates (16 points, 10 rebounds), Dion Dixon (12 points, 10 rebounds) vs. Cincinnati, 11/23/2009

Field Goals:

Made 10 FG in a game – Devan Downey (10) vs. South Carolina, 3/6/2010
Made 11 FG in a game – Omar Samhan (11) at St. Mary's, 11/20/2009
Made 12 FG in a game – Travis Leslie, (12) vs. Georgia, 3/12/2010
Made 13 FG in a game – Lester Hudson (13) vs. Tennessee-Martin, 12/29/2007

Attempted 15 FG in a game – Michael Dixon (15) at Missouri, 12/8/2010
Attempted 16 FG in a game – Travis Leslie (16) vs. Georgia, 2/25/2010
Attempted 17 FG in a game – Justin Patton (17) vs. Grambling (11/24/10)
Attempted 18 FG in a game – David Huertas (18) vs. Ole Miss, 2/7/2009
Attempted 19 FG in a game – Marcus Denmon (19) at Missouri, 12/8/2010
Attempted 20 FG in a game – Travis Leslie (23) vs. Georgia, 3/12/2010
Attempted 25 FG in a game – Courtney Fortson (27) vs. Arkansas, 3/8/2009

Three-Pointers:

Made 5 3-pointers in a game – Chris Warren (5) at Ole Miss (2/18/2010)
Made 6 3-pointers in a game – Casey Mitchell (6) vs. West Virginia, 11/19/2010
Made 7 3-pointers in a game – Chandler Parsons (7) vs. Florida, 1/25/2009

Made 8 3-pointers in a game – Josh Mayo (8) vs. Illinois-Chicago, 12/3/2008
Attempted 10 3-pointers in a game – Casey Mitchell (12) vs. West Virginia, 11/19/2010

Free Throws:

Made 8 FT in a game – Lucas Hargrove (8) vs. Auburn, 1/23/2010
Made 9 FT in a game – Travis Leslie (9), vs. Georgia, 3/12/2010
Made 10 FT in a game – Tasmin Mitchell (10) at LSU, 3/4/2009
Made 11 FT in a game – Iman Shumpert (11) at Georgia Tech, 12/6/2008
Made 17 FT in a game – Morris Almond (17) at Rice, 1/3/2007

Attempted 10 FT in a game – Jarvis Varnado (10) vs. Mississippi St., 3/13/2010
Attempted 13 FT in a game – DeMarcus Cousins (13) at Kentucky, 1/30/2010
Attempted 14 FT in a game – Brandon Moore (14) vs. Mercer, 12/21/2009
Attempted 15 FT in a game – Morris Almond (19) at Rice, 1/3/2007

Rebounds:

10 Rebounds in a game – Tyler Zeller (10) vs. North Carolina, 11/21/2010
15 Rebounds in a game – Wayne Chism (16) at Tennessee, 1/27/2010
18 Rebounds in a game – Daniel Northern (18) vs. Tennessee Tech, 12/20/2008
19 Rebounds in a game – Omar Samhan (19) at St. Mary's, 11/20/2009
20 Rebounds in a game – Roy Rogers (20) at Alabama, 1/3/1996

Assists

8 Assists – Mike Washington (8) at Arkansas, 2/27/2010
9 Assists – John Wall (9) at Kentucky, 1/30/2010
10 Assists – Nick Calathes (10) at Florida, 1/27/2008
11 Assists – Taliek Brown (11) at Connecticut, 1/19/2001
12 Assists – G.G. Smith (12) vs. Georgia, 2/3/1999

Blocks:

4 Blocked Shots – Jeremy Evans (4), vs. Western Kentucky 12/11/2009
5 Blocked Shots – Wayne Chism (5) at Tennessee, 1/27/2010
6 Blocked Shots – Jarvis Varnado (6) vs. Mississippi State, 3/13/2010
8 Blocked Shots – Jarvis Varnado (9) vs. Mississippi State, 2/3/2010

Steals:

4 Steals – Caden Dickerson (4) vs. Western Kentucky, 12/1/2010
5 Steals – Zaire Taylor (5) vs. Missouri, 12/2/2009
6 Steals – Devan Downey (6) at South Carolina, 1/16/2010
7 Steals – Aaron Lucas (7) at South Carolina, 1/19/2002
8 Steals – Steve Wojoechowski (8) at Duke, 11/22/1996

Two players with 3 steals – Devan Downey (6), Lakeem Jackson (4), at USC, 1/16/2010
Minutes:
Played every minute – Jodie Meeks (40) vs. Kentucky, 2/17/2009
Played over 40 minutes – Ricky McPhee (41) vs. Georgia, 2/25/2010

Fouls:

Technical Foul – Lakeem Jackson vs. South Carolina, 3/6/2010
Fouled Out – Shawn Jones, Trevor Ottley at MTSU, 12/21/2010
Three Players Fouled Out – Garrett Green, Storm Warren, Dennis Harris vs. LSU, 2/13/2010

OPPONENT - TEAM

Scored 90 or more points at Memorial Gym – 94 vs. Georgia, 2/25/2010 (VU 96, UGA 94 (OT))
Scored 100 or more points – 106 at Kentucky 3/5/2003 (L, 44-106)
Scored 110 or more points – 120 vs. Kentucky 2/7/1996 (L, 81-120)
Scored 120 or more points – 120 vs. Kentucky 2/7/1996 (L, 81-120)
Scored 130 or more points – Never
Scored Less than 50 points – 49 vs. Nebraska, 11/18/2010 (W, 59-49)
Scored Less than 40 points – 40 vs. Georgia 1/14/2009 (W, 50-40)
Shot 50% or Better – .532 at Georgia, 2/6/2010, (VU 58, UGA 72)
Shot 60% or Better – .612 at Florida (UF 82, VU 68), 2/21/2009
Shot 60% or Better from 3PT – .600 (15-25) vs. Florida, 1/25/2009 (L, 69-94)
Shot less than 30% FG – .188 (3-of-16), vs. Kentucky, 2/20/2010 (L, 58-56)
Shot less than 15% from 3PT – .154 (2-13), at Florida, 3/2/2010 (VU 64, UF 60)
Held Opponent Without a 3-Pointer – vs. Nebraska, 11/18/10 (W, 59-49)
Shot 90% or Better from Free Throw Line – 1.000 vs Presbyterian (7-7), 11/12/2010
Shot less than 50% from Free Throw Line – .450 at Arkansas, 2/27/2010
Attempted 30 FT – 39 vs. West Virginia, 11/19/2010
Attempted 40 FT – 42 at Mississippi State, 2/12/2007
Attempted 45 or More FT – 49 at South Carolina, 1/28/2009
Attempted five or less FT – 2 vs. Georgia, 1/14/2009
Made 20 FT – 26 at West Virginia, 11/19/2010
Made 30 FT – 32 at South Carolina, 1/28/2009
Made 0 FT – Georgia, 1/14/2009
Made 12 3PT – 12 at Kentucky, 1/30/2010
Made 15 3PT – 15 vs. Florida, 1/25/2009
Attempted 30 or more 3PT – 34 vs. Mississippi State, 2/3/2010
Had 20 Turnovers – 26 vs. North Carolina, 11/21/2010

PLAYER INFORMATION



JOE DUFFY

50

Senior, Forward
6' 8" 225 lbs.
Charlotte, N.C.
Charlotte Catholic, Philips
Exeter (N.H.)

GENERAL ★ Joined the team at the start of the 2007-08 season as a walk-on... Has been on scholarship for the last two seasons and is on scholarship this year... Made the 2009 and 2010 SEC Honor Roll for his work in the classroom.

2010-11 (SENIOR) ★ Scored a career high nine points in four minutes against Grambling (11/24) ... Recorded an assist in win against SE Louisiana (12/18) ... Grabbed five rebounds in win over MTSU (12/21).

HIGH SCHOOL ★ Attended the Exeter, N.H., school in 2006-07 and averaged 15 points and nine rebounds per game... Averaged 21 points and ten rebounds per game for Charlotte Catholic High School in 2006 and was named the 2006 Queen City Conference Player of the Year... Was also a first-team all-conference selection in 2005.

PERSONAL ★ Joseph Patrick Duffy... Born March 4, 1988... Son of Thomas and Anne Duffy... His father played basketball at the University of Dayton... His cousin Roger Duffy played center for the New York Jets and Pittsburgh Steelers... Majoring in Economics... Advice to youngsters: "Never throw away your dreams. If you work hard enough, you can achieve anything."

JOE DUFFY 2010-11 GBG

2010-11 (Senior)

Date	Opponent	M	FG-A	3P-A	FT-A	Reb	PF	A	T	B	S	PTS
N12	Presbyterian	2	1-1	1-1	0-0	1	0	0	0	0	0	3
N18	Nebraska					Did not play						
N19	West Virginia					Did not play						
N21	North Carolina					Did not play						
N24	Grambling State	4	3-3	1-1	2-4	0	0	0	0	0	0	9
N27	Appalachian State	1	1-1	0-0	0-0	1	0	0	0	0	0	2
D1	Western Kentucky	2	1-1	0-0	2-3	0	0	0	0	0	0	4
D4	Belmont					Did not play						
D8	Missouri					Did not play						
D18	SE Louisiana	6	0-0	0-0	0-0	0	4	1	1	0	0	0
D21	MTSU	16	0-1	0-0	2-2	5	3	2	1	0	0	2
D29	Marquette											
J2	Davidson											
J8	South Carolina											
J12	Georgia											
J15	Tennessee											
J19	Ole Miss											
J22	Saint Mary's											
J27	Mississippi State											
J29	Arkansas											
F1	Florida											
F5	South Carolina											
F10	Alabama											
F12	Kentucky											
F16	Georgia											
F19	Auburn											
F22	Tennessee											
F26	LSU											
M1	Kentucky											
M5	Florida											

Duffy's Overall Statistics at Vanderbilt

Year	GP	GS	Min	Avg	FG	FGA	Pct	3FG	3FGA	Pct	FT	FTA	Pct	Off	Def	Tot	Avg	PF	FO	Ast	TO	Blk	Stl	Pts	Avg
2007-08	11	0	19	1.7	4	6	.667	0	1	.000	2	2	1.000	1	1	2	0.2	2	0	0	0	0	1	10	0.9
2008-09	19	0	126	6.6	8	20	.400	0	0	.000	3	4	.750	8	14	22	1.2	18	0	7	8	1	1	19	1.0
2009-10	8	0	21	2.6	0	6	.000	0	1	.000	2	2	1.000	0	3	3	0.4	1	0	1	1	0	2	2	0.3
2010-11	6	0	31	5.2	6	7	.857	2	2	1.000	6	9	.667	3	4	7	1.2	7	0	3	2	0	0	20	3.3
TOTAL	44	0	197	4.5	18	39	.462	2	4	.500	13	17	.765	12	22	34	0.8	28	0	11	11	1	4	51	1.2

Duffy's SEC Statistics at Vanderbilt

Year	GP	GS	Min	Avg	FG	FGA	Pct	3pt	3ptA	Pct	FT	FTA	Pct	Off	Def	Tot	Avg	PF	FO	Ast	TO	Blk	Stl	Pts	Avg
2007-08	3	0	3	1.0	1	2	.500	0	1	.000	0	0	.000	0	0	0	0.0	0	0	0	0	0	0	2	0.7
2008-09	6	0	18	3.0	1	3	.333	0	0	.000	0	0	.000	1	2	3	0.5	4	0	1	1	1	0	2	0.3
2009-10	2	0	2	1.0	0	1	.000	0	0	.000	0	0	.000	0	0	0	0.0	0	0	0	0	0	0	0	0.0
TOTAL	11	0	23	2.1	2	6	.333	0	1	.000	0	0	.000	1	2	3	0.3	4	0	1	1	1	0	4	0.4

PLAYER INFORMATION



FESTUS EZELI

3

RS-Junior, Center
6'11" 255 lbs.
Benin City, Nigeria
Igbinedion Educ. Center/
Jesuit HS (Calif.)

GENERAL ★ Nigeria native who was a late signee for Vanderbilt in the summer of 2007... Redshirted in 2007-08... Added bulk to his frame during his redshirt season and dramatically improved his feel for the game during practice... Named Most Improved Player by Vanderbilt players at the end-of-the-year banquet in 2008... Changed his number from one to three for his redshirt freshman season... Expected to fill in for the departed A.J. Ogilvy in the starting role at center.

2010-11 (RS JUNIOR) ★ Scored 14 points on 7-for-8 shooting in the season opener against Presbyterian (11/12/10) ... Grabbed a career-high 11 rebounds against West Virginia (11/19/10... Scored a career-high 15 points and pulled down nine rebounds in with over No. 8 North Carolina (11/21/10) ... Registered first career double-double with 11 points and 13 rebounds against Grambling (11/24) ... Recorded second career double-double against Belmont with 24 points and 10 rebounds (12/4).

PERSONAL ★ Ifeanyi Festus Ezeli-Ndelue... Born October 21, 1989... Son of Festus, Sr., and Patricia... Has three brothers, Ik, Chucky, and Kenny, and one sister, Oby... Majoring in Biology... Graduated from Igbinedion Secondary School in Nigeria at the age of 14... Moved to the United States in 2004... Advice to youngsters: "Enjoy being young"... Chose Vanderbilt over Florida, Connecticut, West Virginia, Minnesota, Pacific, UC-Santa Barbara, Nevada, Reno, Creighton, South Florida, and UNLV.

FESTUS EZELI 2010-11 GBG

2010-11 (Redshirt Junior)

Date	Opponent	M	FG-A	3P-A	FT-A	Reb	PF	A	T	B	S	PTS
N12	Presbyterian	21	7-8	0-0	0-0	6	3	0	1	3	0	14
N18	Nebraska	13	0-4	0-0	2-2	5	4	0	2	0	0	2
N19	West Virginia	20	2-4	0-0	4-9	11	5	0	1	2	1	8
N21	North Carolina	25	5-7	0-0	5-7	9	4	1	2	1	1	15
N24	Grambling State	21	2-6	0-0	7-10	13	3	1	4	1	0	11
N27	Appalachian State	25	8-12	0-0	2-4	5	4	0	1	2	0	18
D1	Western Kentucky	20	7-7	0-0	0-1	3	2	0	0	3	0	14
D4	Belmont	25	7-9	0-0	10-14	10	3	0	1	3	4	24
D8	Missouri	33	6-7	0-0	4-10	9	4	0	3	6	1	16
D18	SE Louisiana	20	3-5	0-0	2-4	7	2	0	2	2	1	8
D21	MTSU	16	5-8	0-0	5-12	3	2	0	0	1	1	15
D29	Marquette											
J2	Davidson											
J8	South Carolina											
J12	Georgia											
J15	Tennessee											
J19	Ole Miss											
J22	Saint Mary's											
J27	Mississippi State											
J29	Arkansas											
F1	Florida											
F5	South Carolina											
F10	Alabama											
F12	Kentucky											
F16	Georgia											
F19	Auburn											
F22	Tennessee											
F26	LSU											
M1	Kentucky											
M5	Florida											

Ezeli's Overall Statistics at Vanderbilt

Year	GP	GS	Min	Avg	FG	FGA	Pct	3FG	3FGA	Pct	FT	FTA	Pct	Off	Def	Tot	Avg	PF	FO	Ast	TO	Blk	Stl	Pts	Avg
2008-09	29	6	360	12.4	41	75	.547	0	0	.000	28	55	.509	28	46	74	2.6	58	1	1	43	22	4	110	3.8
2009-10	32	5	406	12.7	49	90	.544	0	0	.000	22	59	.373	30	72	102	3.2	70	3	3	34	43	6	120	3.8
2010-11	11	11	239	21.7	52	77	.675	0	0	.000	41	73	.562	36	45	81	7.4	36	1	2	17	24	9	145	13.2
TOTAL	72	22	1005	14.0	142	242	.587	0	0	.000	91	187	.487	94	163	257	3.6	164	5	6	94	89	19	375	5.2

Ezeli's SEC Statistics at Vanderbilt

Year	GP	GS	Min	Avg	FG	FGA	Pct	3pt	3ptA	Pct	FT	FTA	Pct	Off	Def	Tot	Avg	PF	FO	Ast	TO	Blk	Stl	Pts	Avg
2008-09	16	3	194	12.1	20	32	.625	0	0	.000	12	29	.414	15	23	38	2.4	31	1	0	22	7	3	52	3.3
2009-10	16	0	186	11.6	15	29	.517	0	0	.000	11	25	.440	13	32	45	2.8	38	2	1	11	16	4	41	2.6
TOTAL	32	3	380	11.9	35	61	.574	0	0	.000	23	54	.426	28	55	83	2.6	69	3	1	33	23	7	93	2.9

PLAYER INFORMATION



KYLE FULLER

11

Freshman, Guard
6'1" 220 lbs.
Moreno Valley, Calif.
Rancho Verde HS

GENERAL ★ Freshman point guard who will back up Brad Tinsley at the point guard position...Third player from California on Vanderbilt roster (Darshawn McClellan, Festus Ezeli).

2010-11 (FRESHMAN) ★ Scored six points in season opener against Presbyterian (11/12/10) ... Handed out two assists against West Virginia (11/19) ... Recorded two steals in win over No. 8 North Carolina (11/21) ... Dished out career-high three assists vs. Grambling (11/24) ... Recorded first career three-pointer and also handed out three assists in win over Western Kentucky (12/1).

HIGH SCHOOL ★ Averaged 27.6 points, eight assists, six rebounds, and four steals per game as a point guard at Rancho Verde High School...Winningest player in Rancho Verde history, was a four-year captain, and a three-year starter...Third all-time leading scorer at Rancho Verde...Won Inland Valley Conference title four times...Named first team All-C.I.F. Division IAA selection and the MVP of the Inland Valley Conference in 2010...Posted a 3.4 GPA at Rancho Verde...Played alongside Michael Snaer, who plays basketball at Florida State.

PERSONAL ★ Kyle Alejandro Fuller, Jr... Born Jan. 27, 1992... Son of Kyle Sr. and Olga Coronado Fuller... Has a brother, Khalil (14)... Plans to major in Psychology... Nickname is Boo-Bop... Chose the Commodores over UCLA, USC, Cal, and Marquette...Advice to youngsters: "It doesn't matter how high you're ranked if you practice every day and ball out."

KYLE FULLER 2010-11 GBG

2010-11 (Freshman)

Date	Opponent	M	FG-A	3P-A	FT-A	Reb	PF	A	T	B	S	PTS
N12	Presbyterian	17	3-6	0-1	0-0	2	0	2	2	1	1	6
N18	Nebraska	10	0-2	0-1	0-0	1	1	0	1	0	0	0
N19	West Virginia	12	1-3	0-1	0-0	0	3	2	0	0	1	2
N21	North Carolina	12	1-3	0-1	0-0	0	0	0	2	0	2	2
N24	Grambling State	16	1-4	0-1	0-0	1	2	3	0	0	0	2
N27	Appalachian State	10	1-2	0-1	0-0	0	2	2	3	0	0	2
D1	Western Kentucky	19	1-3	1-3	0-0	1	2	3	3	0	0	3
D4	Belmont	15	0-2	0-1	0-0	2	2	2	1	0	0	0
D8	Missouri	15	0-2	0-1	1-2	1	2	2	0	0	1	1
D18	SE Louisiana	19	1-2	1-2	0-0	2	1	3	2	0	0	3
D21	MTSU	18	0-3	0-2	0-0	4	3	0	2	0	0	0
D29	Marquette											
J2	Davidson											
J8	South Carolina											
J12	Georgia											
J15	Tennessee											
J19	Ole Miss											
J22	Saint Mary's											
J27	Mississippi State											
J29	Arkansas											
F1	Florida											
F5	South Carolina											
F10	Alabama											
F12	Kentucky											
F16	Georgia											
F19	Auburn											
F22	Tennessee											
F26	LSU											
M1	Kentucky											
M5	Florida											

Fuller's Overall Statistics at Vanderbilt

Year	GP	GS	Min	Avg	FG	FGA	Pct	3FG	3FGA	Pct	FT	FTA	Pct	Off	Def	Tot	Avg	PF	FO	Ast	TO	Blk	Stl	Pts	Avg
2010-11	11	0	163	14.8	9	32	.281	2	15	.133	1	2	.500	2	12	14	1.3	18	0	19	16	1	5	21	1.9
TOTAL	11	0	163	14.8	9	32	.281	2	15	.133	1	2	.500	2	12	14	1.3	18	0	19	16	1	5	21	1.9

Fuller's SEC Statistics at Vanderbilt

Year	GP	GS	Min	Avg	FG	FGA	Pct.	3pt	3ptA	Pct	FT	FTA	Pct	Off	Def	Tot	Avg	PF	FO	Ast	TO	Blk	Stl	Pts	Avg
2010-11																									
TOTAL																									

PLAYER INFORMATION



LANCE GOULBOURNE

5

Junior, Forward
6' 8" 225 lbs.
Brooklyn, N.Y.
The Hun School (N.J.)

GENERAL ★ Very skilled wing player with great athletic ability and explosiveness... Was a consensus Top 100 recruit in 2008... Also was a standout tennis player in high school, with a serve that topped out at 130 mph.

2010-11 (JUNIOR) ★ Grabbed eight rebounds and scored nine points in win over No. 8 North Carolina (11/21/10)... Had career-best 12 rebounds vs. Grambling (11/24) ... Handed out a career-high five assists against Missouri (12/8).

PERSONAL ★ Lance Avery Goulbourne... Born April 6, 1989 in New York, N.Y. ... Son of Laverne and Mary Goulbourne... Has a brother, Laverne, Jr. (28)... Majoring in Human and Organizational Development... Brother played basketball at the University of Bridgeport... Nickname is LG... Chose Vanderbilt over Rutgers, Notre Dame, Marquette, and Virginia... Advice to youngsters: "Hard work beats talent when talent fails to work hard."

LANCE GOULBOURNE 2010-11 GBG

2010-11 (Junior)

Date	Opponent	M	FG-A	3P-A	FT-A	Reb	PF	A	T	B	S	PTS
N12	Presbyterian	18	2-4	1-2	0-0	7	2	0	0	0	0	5
N18	Nebraska	14	1-2	0-1	3-4	1	2	0	1	0	1	5
N19	West Virginia	29	0-3	0-1	3-4	7	1	1	1	2	1	3
N21	North Carolina	20	3-4	1-1	2-2	8	3	1	2	0	0	9
N24	Grambling State	21	2-6	1-1	1-2	12	1	0	2	2	0	6
N27	Appalachian State	23	7-11	0-1	3-3	8	2	1	1	2	0	17
D1	Western Kentucky	19	1-1	0-0	1-2	3	1	1	2	0	3	3
D4	Belmont	24	3-5	1-2	8-9	6	3	2	4	0	0	15
D8	Missouri	31	4-7	1-3	2-2	7	2	5	2	1	0	11
D18	SE Louisiana	29	4-9	1-3	4-8	8	0	1	1	1	2	13
D21	MTSU											
D29	Marquette											
J2	Davidson											
J8	South Carolina											
J12	Georgia											
J15	Tennessee											
J19	Ole Miss											
J22	Saint Mary's											
J27	Mississippi State											
J29	Arkansas											
F1	Florida											
F5	South Carolina											
F10	Alabama											
F12	Kentucky											
F16	Georgia											
F19	Auburn											
F22	Tennessee											
F26	LSU											
M1	Kentucky											
M5	Florida											

Did not play

Goulbourne's Overall Statistics at Vanderbilt

Year	GP	GS	Min	Avg	FG	FGA	Pct	3FG	3FGA	Pct	FT	FTA	Pct	Off	Def	Tot	Avg	PF	FO	Ast	TO	Blk	Stl	Pts	Avg
2008-09	23	0	325	14.1	42	89	.472	11	31	.355	22	31	.710	21	54	75	3.3	25	0	7	25	12	10	117	5.1
2009-10	31	0	398	12.8	29	74	.392	10	36	.278	34	50	.680	17	47	64	2.1	46	0	16	29	17	5	102	3.3
2010-11	9	1	199	22.1	23	43	.535	5	12	.417	23	28	.821	17	42	59	6.6	17	0	11	17	7	5	74	8.2
TOTAL	63	1	922	14.6	94	206	.456	26	79	.329	79	109	.725	55	143	198	3.1	88	0	34	71	36	20	293	4.7

Goulbourne's SEC Statistics at Vanderbilt

Year	GP	GS	Min	Avg	FG	FGA	Pct	3pt	3ptA	Pct	FT	FTA	Pct	Off	Def	Tot	Avg	PF	FO	Ast	TO	Blk	Stl	Pts	Avg
2008-09	16	0	221	13.8	27	60	.450	8	23	.348	11	18	.611	13	27	40	2.5	23	0	6	17	8	6	73	4.6
2009-10	14	0	192	13.7	16	45	.356	6	24	.250	15	21	.714	10	16	26	1.9	23	0	4	9	8	2	53	3.8
TOTAL	30	0	413	13.8	43	105	.410	14	47	.298	26	39	.667	23	43	66	2.2	46	0	10	26	16	8	126	4.2

PLAYER INFORMATION



JOSH HENDERSON

40 Freshman, Center
6'11" 220 lbs.
Roanoke, Va.
Cave Spring HS

GENERAL ★ Signed in the spring of 2010 with the Commodores...6'11 center chose Vanderbilt over Virginia, Wake Forest, Davidson, Cincinnati, Maryland, and Penn State.

2010-11 (FRESHMAN) ★

HIGH SCHOOL ★ Averaged 20 points, 11 rebounds, four blocks, and four steals per game in his senior season at Cave Spring...His Knights' team won two district titles, two region titles, and two state titles, and captured the Holiday Hoopla tournament in 2010...Named the team's MVP for three years, and was the district, region, and state player of the year for two consecutive years..Was the Timesland Player of the Year...Named All-Roanoke Metro in 2009, and was the 2010 Associated Press Player of the Year...Set school record in career rebounds and blocks, and is second all-time in scoring... Member of the A-B Honor Roll.

PERSONAL ★ Joshua Henderson... Jan. 28, 1992... Son of David and Carol Henderson... Has one brother, Matthew (24), and one sister, Rebecca (22)... Undecided on major... Advice to youngsters: "Find something you're good at and work your hardest to be the best you can, but have fun along the way."

JOSH HENDERSON 2010-11 GBG

2010-11 (Freshman)

Date	Opponent	M	FG-A	3P-A	FT-A	Reb	PF	A	T	B	S	PTS
N12	Presbyterian											Did not play
N18	Nebraska											Did not play
N19	West Virginia											Did not play
N21	North Carolina											Did not play
N24	Grambling State											Did not play
N27	Appalachian State											Did not play
D1	Western Kentucky											Did not play
D4	Belmont											Did not play
D8	Missouri											Did not play
D18	SE Louisiana											Did not play
D21	MTSU											Did not play
D29	Marquette											Did not play
J2	Davidson											
J8	South Carolina											
J12	Georgia											
J15	Tennessee											
J19	Ole Miss											
J22	Saint Mary's											
J27	Mississippi State											
J29	Arkansas											
F1	Florida											
F5	South Carolina											
F10	Alabama											
F12	Kentucky											
F16	Georgia											
F19	Auburn											
F22	Tennessee											
F26	LSU											
M1	Kentucky											
M5	Florida											

Henderson's Overall Statistics at Vanderbilt

Year	GP	GS	Min	Avg	FG	FGA	Pct.	3pt	3ptA	Pct	FT	FTA	Pct	Off	Def	Tot	Avg	PF	FO	Ast	TO	Blk	Stl	Pts	Avg
2010-11																									
TOTAL																									

Henderson's SEC Statistics at Vanderbilt

Year	GP	GS	Min	Avg	FG	FGA	Pct.	3pt	3ptA	Pct	FT	FTA	Pct	Off	Def	Tot	Avg	PF	FO	Ast	TO	Blk	Stl	Pts	Avg
2010-11																									
TOTAL																									

PLAYER INFORMATION



JOHN JENKINS

23

Sophomore, Guard
6'4" 215 lbs.
Hendersonville, Tenn.
Station Camp HS

GENERAL ★ Named to the SEC All-Freshman team and was named the Sixth Man of the Year by the league's coaches in 2009-10...Averaged 11.0 points per game, and shot 48.3% (72-149) from three in his freshman season...Expected to start at the two guard position in 2010-11.

2010-11 (SOPHOMORE) ★ Scored a career-high 27 points on 6-for-19 shooting, including 5-for-11 from beyond the arc and 10-for-10 from the free throw line against West Virginia (11/19/10)...Tallied 21 points vs. Grambling (11/24) ... Scored 21 points for the third consecutive game against Western Kentucky (12/1) ... Played a career-high 41 minutes in overtime game against Missouri (12/8).

PERSONAL ★ John Logan Jenkins III... Born March 6, 1991... Son of John Jenkins Jr. and Meloye Jenkins... Has a sister, Adrienne (13)... Undecided in major... Nickname is Johnny J... Advice to youngsters: "Stay humble, holy, and hungry."

JOHN JENKINS 2010-11 GBG

2010-11 (Sophomore)

Date	Opponent	M	FG-A	3P-A	FT-A	Reb	PF	A	T	B	S	PTS
N12	Presbyterian	25	4-14	0-6	2-2	0	0	0	0	0	1	10
N18	Nebraska	35	8-13	1-5	5-6	2	0	1	1	1	1	22
N19	West Virginia	33	6-19	5-11	10-10	5	1	0	3	0	1	27
N21	North Carolina	37	2-10	2-7	10-12	2	2	0	2	0	0	16
N24	Grambling State	28	7-16	4-9	4-4	4	1	0	2	0	0	21
N27	Appalachian State	34	8-11	5-8	0-0	1	1	0	3	1	0	21
D1	Western Kentucky	29	7-13	5-10	2-2	5	1	1	3	0	0	21
D4	Belmont	34	1-7	0-2	8-9	3	1	2	1	0	1	10
D8	Missouri	41	7-14	5-10	4-4	3	4	0	1	0	0	23
D18	SE Louisiana	28	4-10	4-8	0-0	1	0	0	0	0	0	12
D21	MTSU	32	5-9	3-5	3-6	3	2	1	1	2	3	16
D29	Marquette											
J2	Davidson											
J8	South Carolina											
J12	Georgia											
J15	Tennessee											
J19	Ole Miss											
J22	Saint Mary's											
J27	Mississippi State											
J29	Arkansas											
F1	Florida											
F5	South Carolina											
F10	Alabama											
F12	Kentucky											
F16	Georgia											
F19	Auburn											
F22	Tennessee											
F26	LSU											
M1	Kentucky											
M5	Florida											


Jenkins' Overall Statistics at Vanderbilt

Year	GP	GS	Min	Avg	FG	FGA	Pct	3FG	3FGA	Pct	FT	FTA	Pct	Off	Def	Tot	Avg	PF	FO	Ast	TO	Blk	Stl	Pts	Avg
2009-10	31	7	716	23.1	110	234	.470	72	149	.483	48	60	.800	8	61	69	2.2	36	0	30	23	5	14	340	11.0
2010-11	11	11	356	32.4	59	136	.434	34	81	.420	48	55	.873	7	22	29	2.6	12	0	7	16	4	7	200	18.2
TOTAL	42	18	1072	25.5	169	370	.457	106	230	.461	96	115	.835	15	83	98	2.3	48	0	37	39	9	21	540	12.9

Jenkins' SEC Statistics at Vanderbilt

Year	GP	GS	Min	Avg	FG	FGA	Pct	3pt	3ptA	Pct	FT	FTA	Pct	Off	Def	Tot	Avg	PF	FO	Ast	TO	Blk	Stl	Pts	Avg
2009-10	14	3	332	23.7	47	103	.456	30	66	.455	19	25	.760	1	25	26	1.9	12	0	9	7	5	9	143	10.2
TOTAL	14	3	332	23.7	47	103	.456	30	66	.455	19	25	.760	1	25	26	1.9	12	0	9	7	5	9	143	10.2

PLAYER INFORMATION



CHRIS MERIWETHER

10

Senior, Guard
6'0" 180 lbs.
Nashville, Tenn.
Father Ryan HS

GENERAL ★ Nashville native who made the team as a walk-on during tryouts in October of 2008. He graduated with an undergraduate degree in political science in May, but has one year of eligibility remaining...Currently enrolled in Vanderbilt's Owen School of Business.

2010-11 (SENIOR) ★ Logged three minutes and had two assists vs. Grambling (11/24).

PERSONAL ★ Christopher Julius Meriwether... Born Aug. 2, 1988... Son of Chuck and Curline Meriwether... Has a brother, Jeremy (22)... Earned a degree in political science in May of 2010... Nickname Bullet or Flash... Advice to youngsters: "With hard work and a positive attitude, anything is possible."

CHRIS MERIWETHER 2010-11 GBG

2010-11 (Senior)

Date	Opponent	M	FG-A	3P-A	FT-A	Reb	PF	A	T	B	S	PTS
N12	Presbyterian	2	0-1	0-1	0-0	0	0	1	0	0	0	2
N24	Grambling	3	0-0	0-0	0-0	0	0	2	0	0	0	0
N27	Appalachian State	1	0-1	0-0	0-0	0	0	0	0	0	0	0
D1	Western Kentucky	2	0-1	0-0	0-0	1	0	0	1	0	0	0
D21	MTSU	2	0-0	0-0	0-0	0	0	0	0	0	0	0



AARON NOLL

14

Junior, Forward
6'7" 220 lbs.
Fort Mitchell, Ky..
Covington Catholic HS

GENERAL ★ Made the team as a walk on during tryouts in October of 2008.

2010-11 (JUNIOR) ★ Had two rebounds in three minutes vs. Grambling (11/24).

PERSONAL ★ Aaron Robert Noll... Born Oct. 30, 1989... Son of Bob and Rhonda Noll... Has two brothers, Andrew (22) and Danny (20), and one sister, Krista (17)... Majoring in biology (Pre-Med)... Advice to youngsters: "Never let anyone tell you that you can't do something if you put your mind to it."

AARON NOLL 2010-11 GBG

2010-11 (Junior)

Date	Opponent	M	FG-A	3P-A	FT-A	Reb	PF	A	T	B	S	PTS
N12	Presbyterian	2	0-0	0-0	0-0	0	0	0	0	0	0	0
N24	Grambling	3	0-0	0-0	0-0	2	0	0	0	0	0	0
N27	Appalachian State	1	0-0	0-0	0-0	0	0	0	0	0	0	0
D1	Western Kentucky	2	0-0	0-0	0-0	0	0	0	0	0	0	0

Meriwether's Overall Statistics at Vanderbilt

Year	GP	GS	Min	Avg	FG	FGA	Pct	3FG	3FGA	Pct	FT	FTA	Pct	Off	Def	Tot	Avg	PF	FO	Ast	TO	Blk	Stl	Pts	Avg
2008-09	5	0	9	1.8	1	1	1.000	0	0	.000	0	0	.000	0	0	0	0.0	2	0	0	1	0	0	2	0.4
2009-10	8	0	20	2.5	1	5	.200	0	4	.000	0	0	.000	0	2	2	0.3	0	0	2	2	0	0	2	0.3
2010-11	5	0	10	2.0	0	3	.000	0	1	.000	0	0	.000	0	1	1	0.2	0	0	3	1	0	0	0	0.0
TOTAL	18	0	39	2.2	2	9	.222	0	5	.000	0	0	.000	0	3	3	0.2	2	0	5	4	0	0	4	0.2

Meriwether's SEC Statistics at Vanderbilt

Year	GP	GS	Min	Avg	FG	FGA	Pct	3pt	3ptA	Pct	FT	FTA	Pct	Off	Def	Tot	Avg	PF	FO	Ast	TO	Blk	Stl	Pts	Avg
2008-09	1	0	1	1.0	0	0	.000	0	0	.000	0	0	.000	0	0	0	0.0	0	0	0	0	0	0	0	0.0
2009-10	2	0	2	1.0	0	1	.000	0	1	.000	0	0	.000	0	0	0	0.0	0	0	0	0	0	0	0	0.0
TOTAL	3	0	3	1.0	0	1	.000	0	1	.000	0	0	.000	0	0	0	0.0	0	0	0	0	0	0	0	0.0


Noll's Overall Statistics at Vanderbilt

Year	GP	GS	Min	Avg	FG	FGA	Pct	3FG	3FGA	Pct	FT	FTA	Pct	Off	Def	Tot	Avg	PF	FO	Ast	TO	Blk	Stl	Pts	Avg
2008-09	3	0	4	1.3	1	1	1.000	0	0	.000	0	1	.000	0	1	1	0.3	0	0	0	0	0	0	2	0.7
2009-10	8	0	12	1.5	0	0	.000	0	0	.000	4	4	1.000	2	3	5	0.6	2	0	0	0	0	0	4	0.5
2010-11	4	0	8	2.0	0	0	.000	0	0	.000	0	2	0.000	0	2	2	0.5	0	0	0	0	0	0	0	0.0
TOTAL	15	0	24	1.6	1	1	1.000	0	0	.000	4	5	.800	2	6	8	0.5	2	0	0	0	0	0	6	0.4

Noll's SEC Statistics at Vanderbilt

Year	GP	GS	Min	Avg	FG	FGA	Pct	3pt	3ptA	Pct	FT	FTA	Pct	Off	Def	Tot	Avg	PF	FO	Ast	TO	Blk	Stl	Pts	Avg
2009-10	2	0	2	1.0	0	0	.000	0	0	.000	2	2	1.000	0	1	1	0.5	1	0	0	0	0	0	2	1.0
TOTAL	2	0	2	1.0	0	0	.000	0	0	.000	2	2	1.000	0	1	1	0.5	1	0	0	0	0	0	2	1.0

PLAYER INFORMATION



ROD ODOM

45

Freshman, Forward
6'9" 220 lbs.
Central Islip, N.Y.
Middlesex School (Mass.)

GENERAL ★ Power forward who is expecting to compete for time at the four spot...Signed with the Commodores in the early period in November of 2009.

2010-11 (FRESHMAN) ★ Scored a career-high 11 points on 5-for-9 shooting against West Virginia (11/19/10)...Grabbed career-best eight rebounds vs. Grambling (11/24) ... Equalled his career high with 11 points on 4-for-6 shooting and 3-for-3 from the free throw line against Western Kentucky (12/1) ... Recorded a career-high four steals and two blocks at Missouri (12/8).

HIGH SCHOOL ★ Four-year varsity letterwinner in basketball at Middlesex, and a one-year letterman in crew...Was a three-year starter in basketball, and averaged 25.6 points, 14.0 rebounds, 6.0 assists, and 3.1 blocks in his senior season...His Middlesex team made the New England Preparatory School Athletic Council (NEPSAC) semifinals twice...First-team All-Independent School League (ISL) player in his sophomore, junior, and senior seasons...2009 Preseason All-New England Defensive Player of the Year...2010 Gatorade Player of the Year finalist, McDonald's All-American nominee, and Academic All-American.

PERSONAL ★ Roderick Odom... Born Sept., 23, 1991... Son of Roderick Odom and Valerie Dickens... Has a brother, Brandon (14), and a sister, Ari-ona (12)... Undecided on major at Vanderbilt... Nickname is O... Chose the Commodores over Harvard, West Virginia, Arizona, UConn, Louisville, Boston

ROD ODOM 2010-11 GBG

2010-11 (Freshman)

Date	Opponent	M	FG-A	3P-A	FT-A	Reb	PF	A	T	B	S	PTS
N12	Presbyterian	14	2-3	1-2	0-0	0	1	0	0	0	0	5
N18	Nebraska	7	0-2	0-2	0-0	3	3	0	0	0	0	0
N19	West Virginia	23	5-9	1-4	0-0	2	3	0	1	0	0	11
N21	North Carolina	9	1-2	1-1	0-0	1	2	0	0	0	0	3
N24	Grambling Stat	19	2-7	1-5	3-4	8	1	0	1	0	0	8
N27	Appalachian State	9	1-4	0-1	0-13	0	0	0	0	0	1	2
D1	Western Kentucky	17	4-6	3-3	0-0	6	2	1	2	0	0	11
D4	Belmont	17	2-3	2-2	0-0	0	3	0	5	0	1	6
D8	Missouri	14	2-3	2-3	0-1	1	1	1	0	2	4	6
D18	SE Louisiana	19	2-6	2-4	1-2	5	2	0	0	1	0	7
D21	MTSU	25	1-4	1-4	0-0	6	4	2	2	0	2	3
D29	Marquette											
J2	Davidson											
J8	South Carolina											
J12	Georgia											
J15	Tennessee											
J19	Ole Miss											
J22	Saint Mary's											
J27	Mississippi State											
J29	Arkansas											
F1	Florida											
F5	South Carolina											
F10	Alabama											
F12	Kentucky											
F16	Georgia											
F19	Auburn											
F22	Tennessee											
F26	LSU											
M1	Kentucky											
M5	Florida											

Odom's Overall Statistics at Vanderbilt

Year	GP	GS	Min	Avg	FG	FGA	Pct	3FG	3FGA	Pct	FT	FTA	Pct	Off	Def	Tot	Avg	PF	FO	Ast	TO	Blk	Stl	Pts	Avg
2010-11	11	2	173	15.7	22	49	.449	14	31	.452	4	8	.500	14	21	35	3.2	22	0	4	11	3	8	62	5.6
TOTAL	11	2	173	15.7	22	49	.449	14	31	.452	4	8	.500	14	21	35	3.2	22	0	4	11	3	8	62	5.6

Odom's SEC Statistics at Vanderbilt

Year	GP	GS	Min	Avg	FG	FGA	Pct	3pt	3ptA	Pct	FT	FTA	Pct	Off	Def	Tot	Avg	PF	FO	Ast	TO	Blk	Stl	Pts	Avg
2010-11																									
TOTAL																									

PLAYER INFORMATION



JAMES SIAKAM

35

Freshman, Forward
6'7" 210 lbs.
Douala, Cameroon
Brehm Prep (Ill.)

GENERAL ★ Signed in the late period with the Commodores.

2010-11 (FRESHMAN) ★

PERSONAL ★ James Bamba Siakam... Born May 23, 1992... Son of Tchamo and Victoire Siakam... Has three brothers, Boris, Christian, and Pascal and two sisters, Raissa and Vanessa... Undecided on major at Vanderbilt... Chose the Commodores over Southern Illinois, Marquette, Illinois, Florida, Virginia, and UCLA... Advice to youngsters: "Work hard for whatever you want because nothing is free. Stay humble, and above all, put God first in any of your endeavors."

JAMES SIAKAM 2010-11 GBG

2010-11 (RS Sophomore)

Date	Opponent	M	FG-A	3P-A	FT-A	Reb	PF	A	T	B	S	PTS
N12	Presbyterian					Did not play						
N18	Nebraska					Did not play						
N19	West Virginia					Did not play						
N21	North Carolina					Did not play						
N24	Grambling State					Did not play						
N27	Appalachian State					Did not play						
D1	Western Kentucky					Did not play						
D4	Belmont					Did not play						
D8	Missouri					Did not play						
D18	SE Louisiana					Did not play						
D21	MTSU					Did not play						
D29	Marquette					Did not play						
J2	Davidson											
J8	South Carolina											
J12	Georgia											
J15	Tennessee											
J19	Ole Miss											
J22	Saint Mary's											
J27	Mississippi State											
J29	Arkansas											
F1	Florida											
F5	South Carolina											
F10	Alabama											
F12	Kentucky											
F16	Georgia											
F19	Auburn											
F22	Tennessee											
F26	LSU											
M1	Kentucky											
M5	Florida											



JORDAN SMART

12

RS Sophomore, Guard
6' 6" 200 lbs.
Lexington, Ky.
Lexington Catholic HS

GENERAL ★ Has added 20 pounds to his frame heading into the 2010-11 season...Redshirted his freshman season.

2010-11 (RS SOPHOMORE) ★ Handed out three assists in just four minutes in season opener against Presbyterian (11/12/10) ... Scored first career points and pulled down a career-high two rebounds in win over SE Louisiana (12/18).

PERSONAL ★ Jordan David Smart... Born Aug. 30, 1989 in Richmond, Va. ... Son of David and Jennifer Smart... Majoring in English... Nickname is Smeez or Smarty... Chose Vanderbilt over Princeton, Harvard and Centenary .. Advice to youngsters: "Respect your elders."

JORDAN SMART 2010-11 GBG

2010-11 (RS Sophomore)

Date	Opponent	M	FG-A	3P-A	FT-A	Reb	PF	A	T	B	S	PTS
N12	Presbyterian	4	0-0	0-0	0-0	0	0	3	0	0	0	0
N18	Nebraska					Did not play						
N19	West Virginia					Did not play						
N21	North Carolina					Did not play						
N24	Grambling State	5	0-1	0-1	0-0	1	0	0	0	0	0	0
N27	Appalachian State	1	0-1	0-1	0-0	0	0	0	0	0	0	0
D1	Western Kentucky	2	0-0	0-0	0-0	0	0	0	0	0	0	0
D4	Belmont					Did not play						
D8	Missouri					Did not play						
D18	SE Louisiana	7	1-1	1-1	0-0	2	0	1	0	0	0	3
D21	MTSU	3	0-1	0-1	0-0	2	0	0	0	0	0	0
D29	Marquette											
J2	Davidson											
J8	South Carolina											
J12	Georgia											
J15	Tennessee											
J19	Ole Miss											
J22	Saint Mary's											
J27	Mississippi State											
J29	Arkansas											
F1	Florida											
F5	South Carolina											
F10	Alabama											
F12	Kentucky											
F16	Georgia											
F19	Auburn											
F22	Tennessee											
F26	LSU											
M1	Kentucky											
M5	Florida											

Siakam's Overall Statistics at Vanderbilt

Year	GP	GS	Min	Avg	FG	FGA	Pct.	3FG	3FGA	Pct.	FT	FTA	Pct.	Off	Def	Tot	Avg	PF	FO	Ast	TO	Blk	Stl	Pts	Avg
2010-11																									
TOTAL																									

Siakam's SEC Statistics at Vanderbilt

Year	GP	GS	Min	Avg	FG	FGA	Pct.	3pt	3ptA	Pct.	FT	FTA	Pct.	Off	Def	Tot	Avg	PF	FO	Ast	TO	Blk	Stl	Pts	Avg
2010-11																									
TOTAL																									

Smart's Overall Statistics at Vanderbilt

Year	GP	GS	Min	Avg	FG	FGA	Pct.	3FG	3FGA	Pct.	FT	FTA	Pct.	Off	Def	Tot	Avg	PF	FO	Ast	TO	Blk	Stl	Pts	Avg
2009-10	10	0	27	2.7	0	6	.000	0	5	.000	0	0	.000	1	5	6	0.6	1	0	4	0	0	2	0	0.0
2010-11	6	0	22	3.7	1	4	.250	1	4	.250	0	0	.000	0	5	5	0.8	0	0	4	0	0	0	3	0.5
TOTAL	16	0	49	3.1	1	10	.100	1	9	.111	0	0	.000	1	10	11	0.7	1	0	8	0	0	2	3	0.2

Smart's SEC Statistics at Vanderbilt

Year	GP	GS	Min	Avg	FG	FGA	Pct.	3pt	3ptA	Pct.	FT	FTA	Pct.	Off	Def	Tot	Avg	PF	FO	Ast	TO	Blk	Stl	Pts	Avg
2009-10	3	0	7	2.3	0	2	.000	0	2	.000	0	0	.000	0	1	1	0.3	0	0	0	0	0	1	0	0.0
TOTAL	3	0	7	2.3	0	2	.000	0	2	.000	0	0	.000	0	1	1	0.3	0	0	0	0	0	1	0	0.0

PLAYER INFORMATION



JEFFERY TAYLOR

44 Junior, Forward
6'7" 225 lbs.
Norrkoping, Sweden
Hobbs HS (N.M.)

GENERAL ★ Multifaceted, high scoring wing player who has added 25 pounds to his frame heading into the 2010-11 season...Named a second-team All-SEC player in 2009-10 after being named to the All-SEC Freshman team in 2008-09...Started in every game of his Vanderbilt career...Scored 438 points as a sophomore, which ranks eighth all-time on the Vanderbilt sophomore single-season list.

2010-11 (JUNIOR) ★ Scored a career-high 27 points on 11-for-12 shooting in season opener against Presbyterian (11/12/10) ... Scored 15 points and grabbed seven rebounds in win over No. 8 North Carolina (11/21/10) ... Played a career-high 43 minutes and recorded a double-double with 18 points and 10 rebounds in overtime game against Missouri (12/8).

PERSONAL ★ Jeffery Matthew Taylor... Born May 23, 1989 in Norrkoping, Sweden... Parents are Jeff and Pia Taylor... Taylor's father, Jeff, played at Hobbs High School and Texas Tech University before playing in the NBA for the Houston Rockets and Detroit Pistons... Majoring in Sociology... His father eventually played professionally in Sweden and still lives there today... Has two brothers, Marques (14) and Vincent (10), and three sisters, Michaela (22), Melanie (18), and Vanessa (8)... Chose Vanderbilt over UCLA, Texas, Arizona, Kentucky and Gonzaga... Advice to youngsters: "Work hard and you can achieve anything."

JEFFERY TAYLOR 2010-11 GBG

2010-11 (Junior)

Date	Opponent	M	FG-A	3P-A	FT-A	Reb	PF	A	T	B	S	PTS
N12	Presbyterian	26	11-12	3-4	2-2	1	1	2	3	0	0	27
N18	Nebraska	34	3-7	2-2	6-12	4	2	3	1	1	1	14
N19	West Virginia	14	1-4	0-1	3-3	1	5	1	2	0	0	5
N21	North Carolina	34	6-13	2-5	1-2	7	1	3	5	2	0	15
N24	Grambling State	12	1-2	0-1	2-2	2	0	1	0	1	0	4
N27	Appalachian State	21	1-8	1-3	0-0	2	4	1	0	1	0	3
D1	Western Kentucky	28	4-13	1-4	4-4	6	2	3	5	0	0	13
D4	Belmont	37	5-11	1-2	5-7	8	2	2	4	0	2	16
D8	Missouri	43	9-16	0-4	0-2	10	3	4	6	1	0	18
D18	SE Louisiana	24	5-10	1-3	4-7	5	1	3	2	0	2	15
D21	MTSU	31	4-7	2-4	8-10	4	2	2	4	0	0	18
D29	Marquette											
J2	Davidson											
J8	South Carolina											
J12	Georgia											
J15	Tennessee											
J19	Ole Miss											
J22	Saint Mary's											
J27	Mississippi State											
J29	Arkansas											
F1	Florida											
F5	South Carolina											
F10	Alabama											
F12	Kentucky											
F16	Georgia											
F19	Auburn											
F22	Tennessee											
F26	LSU											
M1	Kentucky											
M5	Florida											

Taylor's Overall Statistics at Vanderbilt

Year	GP	GS	Min	Avg	FG	FGA	Pct	3FG	3FGA	Pct	FT	FTA	Pct	Off	Def	Tot	Avg	PF	FO	Ast	TO	Blk	Stl	Pts	Avg
2008-09	31	31	805	26.0	136	271	.502	9	41	.220	96	139	.691	82	110	192	6.2	76	5	53	69	12	29	377	12.2
2009-10	33	33	883	26.8	148	300	.493	1	11	.091	141	189	.746	64	108	172	5.2	87	2	57	74	13	36	438	13.3
2010-11	11	11	304	27.6	50	103	.485	13	33	.394	35	51	.686	9	41	50	4.5	23	1	25	32	6	5	148	13.5
TOTAL	75	75	1992	26.6	334	674	.496	23	85	.271	272	379	.718	155	259	414	5.5	186	8	135	175	31	70	963	12.8

Taylor's SEC Statistics at Vanderbilt

Year	GP	GS	Min	Avg	FG	FGA	Pct	3pt	3ptA	Pct	FT	FTA	Pct	Off	Def	Tot	Avg	PF	FO	Ast	TO	Blk	Stl	Pts	Avg
2008-09	16	16	425	26.6	64	131	.489	4	12	.333	53	76	.697	47	53	100	6.3	38	3	30	43	5	12	185	11.6
2009-10	16	16	444	27.8	68	137	.496	0	3	.000	83	108	.769	25	46	71	4.4	46	2	29	40	7	20	219	13.7
TOTAL	32	32	869	27.2	132	268	.493	4	15	.267	136	184	.739	72	99	171	5.3	84	5	59	83	12	32	404	12.6

PLAYER INFORMATION



STEVE TCHIENGANG

33

Junior, Forward
6' 9" 240 lbs.
Douala, Cameroon
Montverde Acad. (Fla.)/Cypress
Comm. Christian (Texas)

GENERAL ★ 6'9 forward who is a physical presence around the basket who can step out and hit a perimeter jumpshot to keep defenses honest... Also saw time as a sophomore at the center position.

2010-11 (JUNIOR) ★ Grabbed eight rebounds and recorded four blocks in win over Nebraska (11/18/10)... Scored career-high 12 points vs. Grambling (11/24) - also added seven rebounds.

PERSONAL ★ Steve Leandre Noubissie Tchiengang... Born Dec. 29, 1988 in Douala, Cameroon... Birth parents are Noubissie Emmanuel and Noubissie Veronique in Cameroon; American parents are David and Kathy Ambrose... Has three brothers, Daniel Ambrose (20), Kyle Ambrose (17), and Michael Ambrose (15), and one sister, Amy Ambrose (19)... Majoring in Economics ... Nickname is "The Proof"... Chose Vanderbilt over Baylor, Georgia Tech, Notre Dame and Oklahoma... Advice to youngsters: "Always hold on to your dreams, work hard at it, and never give up no matter what."

STEVE TCHIENGANG 2010-11 GBG

2010-11 (Junior)

Date	Opponent	M	FG-A	3P-A	FT-A	Reb	PF	A	T	B	S	PTS
N12	Presbyterian	16	2-4	1-2	0-0	4	1	0	0	1	1	5
N18	Nebraska	25	2-4	1-2	0-0	8	4	1	2	4	1	5
N19	West Virginia	21	0-2	0-1	3-4	6	4	0	1	0	0	3
N21	North Carolina	15	1-1	0-0	0-0	2	1	2	1	0	0	2
N24	Grambling State	16	3-8	2-5	4-4	7	3	0	1	0	0	12
N27	Appalachian State	14	2-6	2-4	2-2	0	3	1	0	0	1	8
D1	Western Kentucky	18	1-4	1-3	0-0	4	1	2	1	0	1	3
D4	Belmont	14	0-0	0-0	0-0	4	3	1	2	0	0	0
D8	Missouri	12	0-1	0-0	0-0	2	0	0	1	0	0	0
D18	SE Louisiana	20	5-8	2-3	3-3	5	2	0	1	2	1	15
D21	MTSU	23	2-3	0-1	4-4	3	3	2	2	1	0	8
D29	Marquette											
J2	Davidson											
J8	South Carolina											
J12	Georgia											
J15	Tennessee											
J19	Ole Miss											
J22	Saint Mary's											
J27	Mississippi State											
J29	Arkansas											
F1	Florida											
F5	South Carolina											
F10	Alabama											
F12	Kentucky											
F16	Georgia											
F19	Auburn											
F22	Tennessee											
F26	LSU											
M1	Kentucky											
M5	Florida											


Tchiengang's Overall Statistics at Vanderbilt

Year	GP	GS	Min	Avg	FG	FGA	Pct	3FG	3FGA	Pct	FT	FTA	Pct	Off	Def	Tot	Avg	PF	FO	Ast	TO	Blk	Stl	Pts	Avg
2008-09	25	16	432	17.3	28	85	.329	12	39	.308	23	32	.719	23	56	79	3.2	71	2	12	30	11	9	91	3.6
2009-10	33	1	382	11.6	38	75	.507	5	13	.385	31	51	.608	31	52	83	2.5	74	2	7	37	5	7	112	3.4
2010-11	11	0	194	17.6	18	41	.439	9	21	.429	16	17	.941	11	34	45	4.1	25	0	9	12	8	5	61	5.5
TOTAL	69	17	1008	14.6	84	201	.418	26	73	.356	70	100	.700	65	142	207	3.0	170	4	28	79	24	21	264	3.8

Tchiengang's SEC Statistics at Vanderbilt

Year	GP	GS	Min	Avg	FG	FGA	Pct	3pt	3ptA	Pct	FT	FTA	Pct	Off	Def	Tot	Avg	PF	FO	Ast	TO	Blk	Stl	Pts	Avg
2008-09	16	10	279	17.4	20	55	.364	9	26	.346	18	23	.783	13	37	50	3.1	48	2	7	20	8	7	67	4.2
2009-10	16	1	207	12.9	18	36	.500	3	6	.500	18	30	.600	16	30	46	2.9	42	2	3	20	2	2	57	3.6
TOTAL	32	11	486	15.2	38	91	.418	12	32	.375	36	53	.679	29	67	96	3.0	90	4	10	40	10	9	124	3.9

PLAYER INFORMATION



BRAD TINSLEY

1

Junior, Guard
6' 3" 210 lbs.
Oregon City, Ore.
Oregon City HS

GENERAL ★ Combo guard who played both guard positions as a freshman and sophomore...Slated to open the season as the starting point guard, but will also play the two guard spot.

2010-11 (JUNIOR) ★ Named SEC Player of the Week (11/15) after becoming the first player in Commodore history to post a triple-double with 11 points, 10 rebounds and 10 assists in win over Presbyterian (11/12/10)... Scored 10 points against West Virginia (11/19/10) ... Scored 14 points vs. Grambling (11/24).

PERSONAL ★ Bradley Glen Tinsley... Born May 10, 1989 in Oregon City, Ore. ... Son of Carl and Kathy Tinsley... Has one sister Cassie (24) and one brother David (21)... Majoring in Sociology.. Nickname is Tins... Chose Vanderbilt over Utah, Oregon, Wake Forest, Butler, Colorado and North Carolina... Advice to youngsters: "Enjoy your childhood because it goes by fast."

BRAD TINSLEY 2010-11 GBG

2010-11 (Junior)

Date	Opponent	M	FG-A	3P-A	FT-A	Reb	PF	A	T	B	S	PTS
N12	Presbyterian	29	4-6	2-3	1-2	10	0	10	2	1	3	11
N18	Nebraska	35	2-7	1-4	2-2	6	0	5	2	1	2	7
N19	West Virginia	31	3-12	1-7	3-4	4	1	3	3	1	0	10
N21	North Carolina	31	2-6	1-3	3-4	2	2	5	5	0	1	8
N24	Grambling State	26	4-8	1-4	5-7	4	1	5	5	0	0	14
N27	Appalachian State	30	2-4	1-3	0-0	5	2	8	3	0	1	5
D1	Western Kentucky	21	2-4	0-0	2-2	3	2	4	4	0	2	6
D4	Belmont	34	4-7	2-3	4-6	5	0	2	2	0	0	14
D8	Missouri	36	3-9	1-4	0-1	3	2	3	4	0	2	16
D18	SE Louisiana	28	4-5	1-2	0-0	5	0	7	0	0	0	9
D21	MTSU	34	3-10	2-6	2-2	3	0	2	0	2	2	10
D29	Marquette											
J2	Davidson											
J8	South Carolina											
J12	Georgia											
J15	Tennessee											
J19	Ole Miss											
J22	Saint Mary's											
J27	Mississippi State											
J29	Arkansas											
F1	Florida											
F5	South Carolina											
F10	Alabama											
F12	Kentucky											
F16	Georgia											
F19	Auburn											
F22	Tennessee											
F26	LSU											
M1	Kentucky											
M5	Florida											

Tinsley's Overall Statistics at Vanderbilt

Year	GP	GS	Min	Avg	FG	FGA	Pct	3FG	3FGA	Pct	FT	FTA	Pct	Off	Def	Tot	Avg	PF	FO	Ast	TO	Blk	Stl	Pts	Avg
2008-09	31	28	960	31.0	108	258	.419	69	168	.411	56	68	.824	7	72	79	2.5	36	0	86	64	5	20	341	11.0
2009-10	33	27	858	26.0	77	190	.405	31	105	.295	44	51	.863	5	78	83	2.5	38	0	94	60	5	15	229	6.9
2010-11	11	11	335	30.5	33	78	.423	13	39	.333	22	30	.733	2	48	50	4.5	10	0	54	30	5	13	101	9.2
TOTAL	75	66	2153	28.7	218	526	.414	113	312	.362	122	149	.819	14	198	212	2.8	84	0	234	154	15	48	671	8.9

Tinsley's SEC Statistics at Vanderbilt

Year	GP	GS	Min	Avg	FG	FGA	Pct	3pt	3ptA	Pct	FT	FTA	Pct	Off	Def	Tot	Avg	PF	FO	Ast	TO	Blk	Stl	Pts	Avg
2008-09	16	15	508	31.8	56	135	.415	32	83	.386	31	36	.861	5	38	43	2.7	20	0	47	35	3	9	175	10.9
2009-10	16	13	420	26.3	38	98	.388	11	46	.239	31	33	.939	4	42	46	2.9	20	0	45	23	2	7	118	7.4
TOTAL	32	28	928	29.0	94	233	.403	43	129	.333	62	69	.899	9	80	89	2.8	40	0	92	58	5	16	293	9.2

PLAYER INFORMATION



ANDRE WALKER

54

RS Junior, Forward
6' 7" 220 lbs.
Flossmoor, Ill.
Brewster Acad. (N.H.)/
Homewood-Flossmoor HS

GENERAL ★ Owns great range from the perimeter with solid ball handling skills...Returned to the floor in 2009-10 after missing most of the 2008-09 season with a knee injury...Changed his number from 24 to 54 for his junior season.

2010-11 (JUNIOR) ★ Grabbed seven rebounds in season-opener against Presbyterian (11/12/10)...Had career-high four steals vs. Grambling (11/24) ... Handed out eight assists against Western Kentucky (12/1).

PERSONAL ★ Andre Medart Walker, Jr. ...Born March 9, 1988 in Hayward, Calif. ... Son of Jane (deceased) and Andre Sr. ... Majoring in Human and Organizational Development... Chose Vanderbilt over Illinois, Creighton and Southern Illinois.

ANDRE WALKER 2010-11 GBG

2010-11 (RS Junior)

Date	Opponent	M	FG-A	3P-A	FT-A	Reb	PF	A	T	B	S	PTS
N12	Presbyterian	24	1-2	0-0	0-0	7	2	4	1	1	0	2
N18	Nebraska	27	2-5	0-0	0-0	3	5	0	2	1	0	4
N19	West Virginia	17	1-2	0-0	0-0	4	3	2	1	0	0	2
N21	North Carolina	17	1-1	0-0	0-0	0	5	2	0	1	1	2
N24	Grambling State	26	2-5	0-1	0-0	6	1	3	3	1	4	4
N27	Appalachian State	30	3-5	0-0	2-2	7	1	7	1	0	0	8
D1	Western Kentucky	21	2-4	0-0	0-0	0	1	8	2	1	1	4
D4	Belmont											Did not play
D8	Missouri											Did not play
D18	SE Louisiana											Did not play
D21	MTSU											Did not play
D29	Marquette											Did not play
J2	Davidson											
J8	South Carolina											
J12	Georgia											
J15	Tennessee											
J19	Ole Miss											
J22	Saint Mary's											
J27	Mississippi State											
J29	Arkansas											
F1	Florida											
F5	South Carolina											
F10	Alabama											
F12	Kentucky											
F16	Georgia											
F19	Auburn											
F22	Tennessee											
F26	LSU											
M1	Kentucky											
M5	Florida											

Walker's Overall Statistics at Vanderbilt

Year	GP	GS	Min	Avg	FG	FGA	Pct	3FG	3FGA	Pct	FT	FTA	Pct	Off	Def	Tot	Avg	PF	FO	Ast	TO	Blk	Stl	Pts	Avg
2007-08	34	0	381	11.2	30	78	.385	2	10	.200	19	35	.543	28	40	68	2.0	57	1	36	26	11	9	81	2.4
2008-09	3	1	71	23.7	5	8	.625	0	0	.000	4	5	.800	5	9	14	4.7	6	0	4	6	4	2	14	4.7
2009-10	32	31	799	25.0	82	152	.539	2	4	.500	29	42	.690	61	111	172	5.4	91	3	81	52	29	30	195	6.1
2010-11	7	7	162	23.1	12	24	.500	0	1	.000	2	2	1.000	8	19	27	3.9	18	2	26	10	5	6	26	3.7
TOTAL	76	39	1413	18.6	129	262	.492	4	15	.267	54	84	.643	102	179	281	3.7	172	6	147	94	49	47	316	4.2

Walker's SEC Statistics at Vanderbilt

Year	GP	GS	Min	Avg	FG	FGA	Pct	3pt	3ptA	Pct	FT	FTA	Pct	Off	Def	Tot	Avg	PF	FO	Ast	TO	Blk	Stl	Pts	Avg
2007-08	16	0	158	9.9	18	38	.474	1	5	.200	8	13	.615	13	20	33	2.1	23	0	15	6	6	3	45	2.8
2009-10	15	15	398	26.5	35	65	.538	2	4	.500	14	19	.737	30	59	89	5.9	47	2	43	31	11	12	86	5.7
TOTAL	31	15	556	17.9	53	103	.515	3	9	.333	22	32	.688	43	79	122	3.9	70	2	58	37	17	15	131	4.2

2010-11 Vanderbilt Basketball
Vanderbilt Combined Team Statistics (as of Dec 22, 2010)
All games

RECORD:	OVERALL	HOME	AWAY	NEUTRAL
ALL GAMES	9-2	6-0	1-1	2-1
CONFERENCE	0-0	0-0	0-0	0-0
NON-CONFERENCE	9-2	6-0	1-1	2-1

##	Player	gp-gs	min	avg	Total		3-Point		F-Throw		Rebounds				pf	dq	a	to	blk	stl	pts	avg
					fg-fga	fg%	3fg-fga	3fg%	ft-fta	ft%	off	def	tot	avg								
23	JENKINS, John	11-11	356	32.4	59-136	.434	34-81	.420	48-55	.873	7	22	29	2.6	12	0	7	16	4	7	200	18.2
44	TAYLOR, Jeffery	11-11	304	27.6	50-103	.485	13-33	.394	35-51	.686	9	41	50	4.5	23	1	25	32	6	5	148	13.5
03	EZELI, Festus	11-11	239	21.7	52-77	.675	0-0	.000	41-73	.562	36	45	81	7.4	36	1	2	17	24	9	145	13.2
01	TINSLEY, Brad	11-11	335	30.5	33-78	.423	13-39	.333	22-30	.733	2	48	50	4.5	10	0	54	30	5	13	101	9.2
05	GOULBOURNE, Lance	10-2	228	22.8	27-52	.519	6-15	.400	27-36	.750	20	47	67	6.7	17	0	12	18	8	7	87	8.7
45	ODOM, Rod	11-2	173	15.7	22-49	.449	14-31	.452	4-8	.500	14	21	35	3.2	22	0	4	11	3	8	62	5.6
33	TCHIENGANG, Steve	11-0	194	17.6	18-41	.439	9-21	.429	16-17	.941	11	34	45	4.1	25	0	9	12	8	5	61	5.5
54	WALKER, Andre	7-7	162	23.1	12-24	.500	0-1	.000	2-2	1.000	8	19	27	3.9	18	2	26	10	5	6	26	3.7
50	DUFFY, Joe	6-0	31	5.2	6-7	.857	2-2	1.000	6-9	.667	3	4	7	1.2	7	0	3	2	0	0	20	3.3
11	FULLER, Kyle	11-0	163	14.8	9-32	.281	2-15	.133	1-2	.500	2	12	14	1.3	18	0	19	16	1	5	21	1.9
12	SMART, Jordan	6-0	22	3.7	1-4	.250	1-4	.250	0-0	.000	0	5	5	0.8	0	0	4	0	0	0	3	0.5
14	NOLL, Aaron	4-0	8	2.0	0-0	.000	0-0	.000	0-0	.000	0	2	2	0.5	0	0	0	0	0	0	0	0.0
10	MERIWETHER, Chris	5-0	10	2.0	0-3	.000	0-1	.000	0-0	.000	0	1	1	0.2	0	0	3	1	0	0	0	0.0
Team											11	19	30		1		1					
Total.....		11	2225		289-606	.477	94-243	.387	202-283	.714	123	320	443	40.3	189	4	168	166	64	65	874	79.5
Opponents.....		11	2225		248-659	.376	59-203	.291	140-211	.664	130	237	367	33.4	234	-	114	158	28	77	695	63.2

TEAM STATISTICS	VU	OPP	Date	Opponent	Score	Att.
SCORING	874	695	11/12/10	PRESBYTERIAN	w 88-47	13481
Points per game	79.5	63.2	11/18/10	vs Nebraska	w 59-49	4018
Scoring margin	+16.3	-	11/19/10	vs West Virginia	L 71-74	10127
FIELD GOALS-ATT	289-606	248-659	11/21/10	vs North Carolina	w 72-65	11575
Field goal pct	.477	.376	11/24/10	GRAMBLING STATE	w 92-59	12270
3 POINT FG-ATT	94-243	59-203	11/27/10	APPALACHIAN STATE	w 86-73	13398
3-point FG pct	.387	.291	12/01/10	WESTERN KENTUCKY	w 82-62	13577
3-pt FG made per game	8.5	5.4	12/04/10	BELMONT	w 85-76	13902
FREE THROWS-ATT	202-283	140-211	12/08/10	at Missouri	Lot 82-85	11168
Free throw pct	.714	.664	12/18/10	SOUTHEASTERN LOUISIA	w 85-52	12632
F-Throws made per game	18.4	12.7	12/21/10	at Middle Tennessee	w 72-53	6820
REBOUNDS	443	367				
Rebounds per game	40.3	33.4				
Rebounding margin	+6.9	-				
ASSISTS	168	114				
Assists per game	15.3	10.4				
TURNOVERS	166	158				
Turnovers per game	15.1	14.4				
Turnover margin	-0.7	-				
Assist/turnover ratio	1.0	0.7				
STEALS	65	77				
Steals per game	5.9	7.0				
BLOCKS	64	28				
Blocks per game	5.8	2.5				
ATTENDANCE	79260	43708				
Home games-Avg/Game	6-13210	2-8994				
Neutral site-Avg/Game	-	3-8573				

* - Conference game

Score by Periods	1st	2nd	OT	Totals
Vanderbilt	421	443	10	874
Opponents	340	342	13	695

2010-11 Vanderbilt Basketball
 Vanderbilt Team Game-by-Game (as of Dec 22, 2010)
 All games

TEAM STATISTICS

Opponent	Date	Score		Total		3-Pointers		Free throws		Rebounds				pf	a	t/o	blk	stl	pts	avg
				fg-fga	pct	3fg-fga	pct	ft-fta	pct	off	def	tot	avg							
PRESBYTERIAN	11/12/10	88-47	W	37-61	.607	9-22	.409	5-6	.833	9	31	40	40.0	10	22	10	7	6	88	88.0
vs Nebraska	11/18/10	59-49	W	18-46	.391	5-17	.294	18-26	.692	5	29	34	37.0	21	10	12	8	6	59	73.5
vs West Virginia	11/19/10	71-74	L	19-58	.328	7-26	.269	26-34	.765	15	27	42	38.7	27	9	13	5	4	71	72.7
vs North Carolina	11/21/10	72-65	W	22-47	.468	7-18	.389	21-27	.778	10	24	34	37.5	20	14	21	4	5	72	72.5
GRAMBLING STATE	11/24/10	92-59	W	27-66	.409	10-29	.345	28-37	.757	25	40	65	43.0	12	17	17	5	4	92	76.4
APPALACHIAN STATE	11/27/10	86-73	W	34-66	.515	9-22	.409	9-12	.750	14	23	37	42.0	19	20	12	6	3	86	78.0
WESTERN KENTUCKY	12/01/10	82-62	W	30-57	.526	11-23	.478	11-14	.786	9	25	34	40.9	14	23	23	4	7	82	78.6
BELMONT	12/04/10	85-76	W	22-44	.500	6-12	.500	35-45	.778	11	28	39	40.6	17	11	20	3	8	85	79.4
at Missouri	12/08/10	82-85	Lot	31-59	.525	9-25	.360	11-22	.500	8	32	40	40.6	18	15	17	10	8	82	79.7
SOUTHEASTERN LOUISI	12/18/10	85-52	W	29-56	.518	13-26	.500	14-24	.583	10	32	42	40.7	12	16	9	6	6	85	80.2
at Middle Tennessee	12/21/10	72-53	W	20-46	.435	8-23	.348	24-36	.667	7	29	36	40.3	19	11	12	6	8	72	79.5
Vanderbilt		874		289-606	.477	94-243	.387	202-283	.714	123	320	443	40.3	189	168	166	64	65	874	79.5
Opponents		695		248-659	.376	59-203	.291	140-211	.664	130	237	367	33.4	234	114	158	28	77	695	63.2

Games played: 11
 Points/game: 79.5
 FG Pct: 47.7
 3FG Pct: 38.7
 FT Pct: 71.4

Rebounds/game: 40.3
 Assists/game: 15.3
 Turnovers/game: 15.1
 Assist/turnover ratio: 1.0
 Steals/game: 5.9
 Blocks/game: 5.8

2010-11 Vanderbilt Basketball
 Vanderbilt Opponent Game-by-Game (as of Dec 22, 2010)
 All games

OPPONENT STATISTICS

Opponent	Date	Score		Total		3-Pointers		Free throws		Rebounds				pf	a	t/o	blk	stl	pts	avg
				fg-fga	pct	3fg-fga	pct	ft-fta	pct	off	def	tot	avg							
PRESBYTERIAN	11/12/10	88-47	W	18-55	.327	4-14	.286	7-7	1.000	6	15	21	21.0	9	6	12	3	6	47	47.0
vs Nebraska	11/18/10	59-49	W	18-51	.353	0-10	.000	13-23	.565	11	26	37	29.0	23	8	15	3	4	49	48.0
vs West Virginia	11/19/10	71-74	L	20-55	.364	6-21	.286	28-39	.718	14	28	42	33.3	27	14	10	3	3	74	56.7
vs North Carolina	11/21/10	72-65	W	22-54	.407	3-11	.273	18-27	.667	15	20	35	33.8	25	8	22	3	8	65	58.8
GRAMBLING STATE	11/24/10	92-59	W	23-71	.324	9-29	.310	4-12	.333	11	15	26	32.2	23	13	11	2	7	59	58.8
APPALACHIAN STATE	11/27/10	86-73	W	26-55	.473	7-15	.467	14-23	.609	10	20	30	31.8	14	11	12	2	8	73	61.2
WESTERN KENTUCKY	12/01/10	82-62	W	24-60	.400	4-20	.200	10-16	.625	11	21	32	31.9	14	14	22	3	12	62	61.3
BELMONT	12/04/10	85-76	W	25-56	.446	7-23	.304	19-22	.864	6	19	25	31.0	32	12	15	1	8	76	63.1
at Missouri	12/08/10	82-85	Lot	31-81	.383	8-23	.348	15-22	.682	21	24	45	32.6	21	13	10	3	8	85	65.6
SOUTHEASTERN LOUISI	12/18/10	85-52	W	21-67	.313	6-22	.273	4-6	.667	16	24	40	33.3	18	8	14	2	6	52	64.2
at Middle Tennessee	12/21/10	72-53	W	20-54	.370	5-15	.333	8-14	.571	9	25	34	33.4	28	7	15	3	7	53	63.2
Opponents		695		248-659	.376	59-203	.291	140-211	.664	130	237	367	33.4	234	114	158	28	77	695	63.2
Vanderbilt		874		289-606	.477	94-243	.387	202-283	.714	123	320	443	40.3	189	168	166	64	65	874	79.5

Games played: 11
 Points/game: 63.2
 FG Pct: 37.6
 3FG Pct: 29.1
 FT Pct: 66.4

Rebounds/game: 33.4
 Assists/game: 10.4
 Turnovers/game: 14.4
 Assist/turnover ratio: 0.7
 Steals/game: 7.0
 Blocks/game: 2.5

2010-11 Vanderbilt Basketball
Vanderbilt Points-Rebounds-Assists (as of Dec 22, 2010)
All games

Opponent	Date	Score		01	03	05	10	11	12	14
				TINSLEY,BR	EZELI,FEST	GOULBOURNE	MERIWETHER	FULLER,KYL	SMART,JORD	NOLL,AARON
PRESBYTERIAN	11/12/10	88-47	w	11-10-10	14-6-0	5-7-0	0-0-1	6-2-2	0-0-3	0-0-0
vs Nebraska	11/18/10	59-49	w	7-6-5	2-5-0	5-1-0	DNP	0-1-0	DNP	DNP
vs West Virginia	11/19/10	71-74	L	10-4-3	8-11-0	3-7-1	DNP	2-0-2	DNP	DNP
vs North Carolina	11/21/10	72-65	w	8-2-5	15-9-1	9-8-1	DNP	2-0-0	DNP	DNP
GRAMBLING STATE	11/24/10	92-59	w	14-4-5	11-13-1	6-12-0	0-0-2	2-1-3	0-1-0	0-2-0
APPALACHIAN STATE	11/27/10	86-73	w	5-5-8	18-5-0	17-8-1	0-0-0	2-0-2	0-0-0	0-0-0
WESTERN KENTUCKY	12/01/10	82-62	w	6-3-4	14-3-0	3-3-1	0-1-0	3-1-3	0-0-0	0-0-0
BELMONT	12/04/10	85-76	w	14-5-2	24-10-0	15-6-2	DNP	0-2-2	DNP	DNP
at Missouri	12/08/10	82-85	L	7-3-3	16-9-0	11-7-5	DNP	1-1-2	DNP	DNP
SOUTHEASTERN LOUISIA	12/18/10	85-52	w	9-5-7	8-7-0	13-8-1	DNP	3-2-3	3-2-1	DNP
at Middle Tennessee	12/21/10	72-53	w	10-3-2	15-3-0	DNP	0-0-0	0-4-0	0-2-0	DNP

Opponent	Date	Score		23	33	44	45	50	54
				JENKINS,JO	TCHIENGANG	TAYLOR,JEF	ODOM,ROD	DUFFY,JOE	WALKER,AND
PRESBYTERIAN	11/12/10	88-47	w	10-0-0	5-4-0	27-1-2	5-0-0	3-1-0	2-7-4
vs Nebraska	11/18/10	59-49	w	22-2-1	5-8-1	14-4-3	0-3-0	DNP	4-3-0
vs West Virginia	11/19/10	71-74	L	27-5-0	3-6-0	5-1-1	11-2-0	DNP	2-4-2
vs North Carolina	11/21/10	72-65	w	16-2-0	2-2-2	15-7-3	3-1-0	DNP	2-0-2
GRAMBLING STATE	11/24/10	92-59	w	22-4-2	12-7-0	4-2-1	8-8-0	9-0-0	4-6-3
APPALACHIAN STATE	11/27/10	86-73	w	21-1-0	8-0-1	3-2-1	2-3-0	2-1-0	8-7-7
WESTERN KENTUCKY	12/01/10	82-62	w	21-5-1	3-4-2	13-6-3	11-6-1	4-0-0	4-0-8
BELMONT	12/04/10	85-76	w	10-3-2	0-4-1	16-8-2	6-0-0	DNP	DNP
at Missouri	12/08/10	82-85	L	23-3-0	0-2-0	18-10-4	6-1-1	DNP	DNP
SOUTHEASTERN LOUISIA	12/18/10	85-52	w	12-1-0	15-5-0	15-5-3	7-5-0	0-0-1	DNP
at Middle Tennessee	12/21/10	72-53	w	16-3-1	8-3-2	18-4-2	3-6-2	2-5-2	DNP