

# VANDERBILT FOOTBALL

Vanderbilt Commodores  
0-3 overall • 0-2 SEC East

| Date  | Opponent                        | Time • Result |
|-------|---------------------------------|---------------|
| 8.31  | #3/3 Georgia*                   | L, 30-6       |
| 9.7   | at Purdue                       | L, 42-24      |
| 9.21  | #4/5 LSU*                       | L, 66-38      |
| 9.28  | Northern Illinois [SEC Network] | 11 a.m.       |
| 10.5  | at Ole Miss*                    | 6:30 p.m.     |
| 10.12 | UNLV                            | TBA           |
| 10.19 | Missouri* (Homecoming)          | TBA           |
| 11.2  | at South Carolina*              | TBA           |
| 11.9  | at Florida*                     | TBA           |
| 11.16 | Kentucky*                       | TBA           |
| 11.23 | East Tennessee State            | TBA           |
| 11.30 | at Tennessee*                   | TBA           |

\* SEC contest • All times CT

## Vanderbilt Commodores (0-3) Northern Illinois Huskies (1-2)

VUCommodores.com  
Twitter • @VandyFootball  
Instagram • @VandyFootball  
Facebook • VanderbiltAthletics  
In-Game Notes • @VandyNotes

Sept. 28, 2019 • 11 a.m. CT  
Vanderbilt Stadium • Nashville, Tenn. • 40,350

### SEC Network

Dave Neal (play-by-play), D.J. Shockley (analyst),  
Dawn Davenport (sideline)

### WLAC 1510 AM / WNRQ FM 98.3

Joe Fisher (play-by-play), Norman Jordan (analyst),  
Mitch Light (sideline)

### Primary Football Contact • Larry Leathers

larry.leathers@vanderbilt.edu • 615.480.8226

### Secondary Football Contact • Andrew Pate

andrew.pate@vanderbilt.edu • 713.387.9119

- Vanderbilt remains on campus this Saturday searching for its first victory of the season. The Commodores will face their second nonconference opponent of the season in Northern Illinois from the Mid-American Conference. Kickoff is scheduled for 11 a.m. in Vanderbilt Stadium.
- Vanderbilt has faced arguably the nation's most difficult early-season schedule. The Commodores are the only team in the nation to have faced two top-5 opponents in No. 3 Georgia and No. 4 LSU. Vanderbilt is also one of five FBS teams that have opened with three Power 5 opponents in Georgia, Purdue and LSU.
- Vanderbilt's 38 points against LSU is its highest scoring output ever against an opponent ranked among the nation's top 5.
- Vanderbilt produced two defensive scores against LSU for the first time since the 2011 season opener when cornerback Trey Wilson returned two interceptions for touchdowns against Elon. The defensive touchdowns against LSU came on a fumble recovery in the Tiger end zone by Elijah McAlister (R-Fr., OLB) and a 47-yard interception return by Randall Haynie (R-So., CB).
- An 82-hour fundraiser for Turner's Heroes that started at kickoff of the LSU game reached its initial goal of \$50,000 early in the contest. The non-profit was founded this summer by Vanderbilt senior tight end Cody Markel to honor the legacy of former teammate and classmate Turner Cockrell. The money will fund a discovery grant focused on innovative pediatric cancer research in honor of Cockrell, who passed away Nov. 29, 2018, after a lengthy battle with melanoma. Vanderbilt head coach Derek Mason and his wife, LeighAnne, committed \$25,000 to the effort. For more information, visit TurnersHeroes.org.
- Three Vanderbilt student-athletes hail from Illinois: senior PK Ryley Guay (Naperville/Benet Academy), sophomore safety Camden Coleman (Champaign/University Laboratory) and sophomore DL Tolu Thomas-Ailara (Chicago Heights/Marian Catholic). Guay is in his second year at the Commodores' placekicker and is 4-of-4 this year on field goals, including three conversions beyond 40 yards. Coleman, a prep track and basketball player, played his first snaps of organized football last Saturday as a special teams contributor against LSU.
- Vanderbilt's defense, especially its secondary, has faced a different task in the first three weeks. The unit has opposed three veteran signal callers in multi-year starters Jake Fromm (Georgia), Elijah Sindelar (Purdue) and Joe Burrow (LSU). Both Fromm and Burrow are leaders of undefeated, top-5 teams and rank among the top early candidates for Heisman Trophy consideration. Sindelar, who missed Purdue's most recent game, ranks among Big Ten leaders in various passing categories.
- Vanderbilt defensive line coach Jovan Haye will be honored as the Commodores' 2019 SEC Football Legend during SEC Championship Weekend activities Dec. 6-7 in Atlanta. Haye was an All-SEC defensive end during his Vanderbilt playing career from 2002-04. Haye became a sixth-round pick in the 2005 NFL Draft and spent six years in the league, playing for Carolina, Cleveland, Tampa Bay, Tennessee and Detroit.
- Seven student-athletes have earned their first collegiate starts this year: Dan Dawkins (R-Fr., OG), Kenny Hebert (R-Jr., OLB), Dashaun Jerkins (R-Fr., safety), Grant Miller (R-So., C), Harrison Smith (R-Fr., punter), Tyler Steen (R-Fr., OT) and Jonathan Stewart (R-So., OT). Three others were first-time starters in a Vanderbilt uniform: Riley Neal (Gr., QB), Cam Watkins (Gr., CB) and DC Williams, (Jr., CB).
- Sixteen players have logged their first action as Commodores against Georgia, Purdue and LSU: Neal, Watkins, Williams, Ben Bresnahan (R-Fr., TE), Keyon Brooks (Fr., RB), Camden Coleman (R-Fr., S), Daevion Davis (Fr., DT), Tre Douglas (R-Fr., CB), Rowan Godwin (Gr., OL), Brandon Maddox (Jr., DT), Jaylen Mahoney (Fr., CB), Salua Masina (R-Fr., LB), Elijah McAlister (R-Fr., OLB), Scott Meyer (Gr., LS), Mitchell Pryor (So., RB), Leshawn Paulino-Bell (R-So., OLB) and Justice Shelton-Mosley (Gr., WR/PR).
- Gerry Gdowski moved into the offensive coordinator role for the Doers this year. Gdowski is the longest-tenured Vanderbilt assistant, having been on campus since Derek Mason's first year in 2014. For the last three years, Gdowski served as quarterbacks coach, helping mold three-year starter and current Kansas City QB Kyle Shurmur into the Commodores' all-time leading passer.
- Four coaches are new to Derek Mason's staff this season: Devin "Fitz" Fitzsimmons, Jovan Haye, Tim Horton and Matt Weikert. Fitzsimmons serves as tight ends coach and special teams coordinator. Haye, a former Commodore All-SEC defensive end, enters his first year as defensive line coach. Horton comes to the staff as running backs coach after extremely successful SEC tenures. Weikert serves as outside linebackers coach, coming from an 12-year tenure at Air Force.
- The Vanderbilt roster includes six graduate transfers: OL Rowan Godwin (South Alabama), LS Scott Meyer (Alabama), QB Riley Neal (Ball State), WR/R Justice Shelton-Mosley (Harvard), CB Cam Watkins (Illinois), DT Eddie Zinn-Turner (Marist).
- Vanderbilt's 2019 roster includes student-athletes from 27 states.
- Vanderbilt is in its 130th season of college football.

# Series History

- Series: Vanderbilt leads, 3-0
- Series streak: Vanderbilt • 3
- At Vanderbilt: Vanderbilt leads 2-0
- At DeKalb, Ill.: Vanderbilt leads 1-1
- First meeting: 1994 • Nashville • Vanderbilt 17, NIU 17
- Last meeting: 1999 • Nashville • Vanderbilt 34, NIU 31
- Last Vanderbilt win: 1999 • Nashville • Vanderbilt 34, NIU 31
- Longest Vanderbilt win streak: 3 • 1994, 1997, 1998
- Largest Vanderbilt win: 17-7 (1997 • DeKalb, Ill.)

1994 • The Commodores held off a Northern Illinois rally when they stopped a Huskie two-point conversion in the final minute of action to claim a 17-16 home victory on Oct. 29.

1999 • Things looked bleak for the Commodores early when Northern Illinois jumped out to a 21-7 lead after the first quarter. After falling behind by 21 points (28-7) in the second quarter, the Commodores mounted a furious rally behind quarterback Greg Zolman, who hit receivers M.J. Garrett and Tom Simone for touchdowns to close the gap to 28-23 in the final quarter. Trailing by five with less than two minutes left, Jimmy Williams took a Huskie punt down the sideline for a 65-yard touchdown return to secure a Vanderbilt victory.

• Vanderbilt's most recent game against a team from the state of Illinois was a 23-13 loss at Northwestern in 2018. Besides Northern Illinois and Northwestern, the Commodores have faced only one opponent (University of Chicago) from Illinois.

• The Commodores are 8-2 in their last 10 regular season games against non-SEC opponents. The losses have come on the road to Notre Dame in 2018 and Purdue earlier this year.

• In the last decade, Vanderbilt is 31-14 against non-SEC teams, including 2-2 in postseason appearances.

## Against MAC Opponents

• The Commodores are 7-2 all-time against members of the Mid-American Conference.

• In its last game against a MAC opponent, Vanderbilt defeated Eastern Michigan 52-6 on Oct. 9, 2010.

| All-Time vs. the MAC |        |           |
|----------------------|--------|-----------|
| Team                 | Record | Last Game |
| Eastern Michigan     | 1-0    | 2010      |
| Miami (OH)           | 2-1    | 2008      |
| Northern Illinois    | 3-0    | 1999      |
| Ohio                 | 1-0    | 1989      |
| Western Michigan     | 0-1    | 1998      |
| Overall              | 7-2    | 2010      |

# Notes

## Offense

- Vanderbilt's 374 total yards (229 passing, 145 rushing) was the second most against a foe ranked in the top 5 since the mid-1990s. The only game against a top-5 squad that featured more yardage by the Commodores game at Georgia on Oct. 19, 2002 (392).
- Ke'Shawn Vaughn rushed for 130 yards and two touchdowns on 20 carries. It was Vaughn's first 100-yard rushing game this season and the sixth of his Commodore career.
- Vanderbilt's 38-point output was the third most allowed by LSU's defense to an unranked opponent in a 60-minute regulation game since the 1990s.
- Quarterback Riley Neal (Gr.) threw for 206 yards, the most by a Commodore quarterback against a top-5 opponent since Jordan Rodgers passed for 237 yards against No. 4 Florida on Oct. 13, 2012.
  - Neal also surpassed the 8,000-yard plateau for passing yards in his collegiate career. He now has 8,062 passing yards and 49 touchdown passes as a college quarterback.
- Jonathan Stewart (R-So.) earned his first collegiate start last Saturday, manning the left tackle position against LSU.
- WR Kalija Lipscomb (Sr.) surpassed 2,000 receiving yards against LSU. He now has 2,019 receiving yards as a Commodore. He also moved into a tie for third place on the team's all-time charts with 20 touchdown receptions.
- The Vanderbilt offense returned 83% of its total scoring from 2018 (228 of 276 points).
- The Commodores' scoring average in 2018 (28.5 points/game) was the program's highest scoring average since 2012 (30.1 points/game). It also marked Vanderbilt's fourth highest scoring offense since World War II.
- Vanderbilt's total offense in 2018 (411.2 yards/game) was the most since the 1974 squad averaged 412.8 yards en route to a Peach Bowl appearance. Vanderbilt's 6.29 yards per play ranked fourth in the SEC and 21st nationally.
- The Vanderbilt offense committed just 14 total turnovers (eight fumbles, six interceptions) in 2018. The Commodores ranked tied for 20th nationally with a plus-8 turnover margin.
- Thirty-five of TE Jared Pinkney's 50 receptions in 2018 resulted in first downs, tops in the SEC. Pinkney's 78.8 grade from a year ago is best among returning SEC tight ends.
- Ke'Shawn Vaughn's 7.9-yard/rush is the highest average by a modern-day Commodore running back.
  - Vaughn's breakaway percentage of 60.1% in 2018 topped all SEC backs.
  - Vaughn averaged a SEC-best 5.28 yards after contact in 2018. In the Texas Bowl alone, 161 of Vaughn's 243 rushing yards came after contact.
  - Vaughn produced 32 rushes of 10+ yards in 2018.
  - Vaughn produced 749 rushing yards and seven touchdowns in final five games of 2018, averaging 149.8 yards/game.
- WR Kalija Lipscomb was sensational on third and fourth downs in 2018, catching 74% of his targets. He had an SEC-best 27 receptions, including six touchdowns, on third downs.
  - Lipscomb's eight touchdowns in home games were tied for fourth nationally among power conference players.
- In the final five games of 2019, the Commodore offense averaged 37.0 points and 466.8 total yards (209.8 rushing/235.4 passing).
- Seven offensive players have double-digit career starts: TE Jared Pinkney (32), WR Kalija Lipscomb (26), OL Devin Cochran (23), OL Cole Clemens (17), OL Saige Young (14), WR Chris Pierce (12) and RB Ke'Shawn Vaughn (12).
- Over the last five games of 2018, Vanderbilt ranked among the SEC's top five offenses in points (37.0 - 2nd), total yards (466.8 - 3rd), yards per play (6.8 - 3rd), rushing yards (209.8 - 5th), yards per rush (5.8 - 3rd) and passing yards (257.0 - 5th).
- The Commodores return 84.6% of their receiving yards from a year ago. The team's top returning receivers from 2018 include Kalija Lipscomb (87 receptions, 916 yards, 9 TDs), Jared Pinkney (50-774-7) and C.J. Bolar (34-440-2).

## Defense

- The fumble recovery in the LSU end zone by Elijah McAlister (R-Fr., OLB) just before halftime was Vanderbilt's first defensive score since DE Dayo Odeyingbo scooped a Middle Tennessee fumble for a 3-yard touchdown in the 2018 season opener.
- The 47-yard interception return for a touchdown by Randall Haynie (R-So., CB) was the first by a Commodore defender since LB Oren Burks went 30 yards with a pick against Kentucky on Nov. 14, 2015. It was Haynie's second career interception.
- Quarterback sacks by Kenny Hebert (R-Jr., OLB) and Jaylen Mahoney (Fr., CB) were the first this year by the Commodore defense.
- Twenty-six Commodores contributed at least one tackle against LSU.
- Brendon Harris (R-Fr., S) posted a career high with eight tackles against LSU, including one resulted in a LSU loss of yardage.
- Dimitri Moore (R-So., LB) topped the Commodores with nine tackles (4 solo) against LSU.
- B.J. Anderson (R-Fr., CB) registered a career-high with seven tackles against LSU.
- Feleti Afemui (R-Fr., ILB) had a career-high eight tackles vs. Georgia in his second career start.
- Jerkins, Hebert, Cam Watkins (Gr., CB) and DC Williams (Jr., CB) earned their first starts as Commodores against the Bulldogs.
- In 2018, Vanderbilt produced the fourth-largest increase nationally in takeaways from the previous year. The 2018 defense caused 22 takeaways, 13 more than in 2017. It also marked the most takeaways by a Commodore defense since 2013.
- The Commodore defense should benefit from added experience after more than a dozen key players realized their first collegiate action in 2018. Thirteen defenders return with a season of experience under their belt: Afemui, B.J. Anderson (R-Fr., CB), Colin Anderson (R-So., LB), Brayden DeVault-Smith (R-So., ILB), Stone Edwards (R-So., DE), Allan George (R-So., CB), Randall Haynie (R-So., CB), Brendon Harris (R-Fr., S), Dimitri Moore (R-So., ILB), Alston Orji (So., ILB), Michael Owusu (R-So., OLB), Rutger Reitmeier (R-So., DT/DE) and Max Worship (So., S).
- Through three games, the Commodores have started two veteran newcomers at cornerback (graduate transfer Cam Watkins and junior DC Williams). The Commodores will feature new starters at both cornerback positions after the departures of Donovan Sheffield and current New England Patriot Joejuan Williams.
- The 2018 defense accumulated 13 interceptions in 2018, the highest total of the Mason era.
- The Commodores were stout in the red zone in 2018, ranking fifth in the SEC in 2018 by keeping opponents out of the end zone at a 48% clip. They also held foes without points on 10 of 54 possessions inside the 20-yard line.

## Special Teams

- Devin "Fitz" Fitzsimmons has brought energy and plenty of buy-in through the Commodore roster in his first year as special teams coordinator.
- Senior Ryley Guay is 4-of-4 on field goals, including conversions from 46, 48 and 41 yards against Georgia, Purdue and LSU, respectively. The 48-yarder was the second longest of Guay's career. He is now 17-26 (65.4%) for his career.
- Redshirt freshman Harrison Smith is averaging 44.7 yards in his first year as the starting punter. Six of Smith's punts have landed inside the 20-yard line.
- Smith's 63-yard punt in the first half versus LSU was a season long.
- After returning just 33% of 48 punts last year, the Commodores added graduate transfer Justice Shelton-Mosley from Harvard as a potential replacement for 2018 returner Trey Ellis. Shelton-Mosley was a FCS All-American in 2017 and two-time All-Ivy first team recipient who averaged 14.4 yards/return from 2015-18. He also returned three punts for touchdowns at Harvard. Shelton-Mosley's first return as a Commodore gained 11 yards against LSU.

## Notes

• In 2018, Derek Mason became the second Vanderbilt head coach to guide multiple Commodore squads to postseason bowls. During his tenure, Mason has led the Commodores to the 2018 Texas Bowl and the 2016 Independence Bowl. Mason joins James Franklin (2011-13) as the only Vanderbilt head coaches to oversee multiple bowl appearances. Mason's tenure also has been highlighted by successes in regional matchups. Under Mason's direction, the Commodores have won their last eight consecutive games against teams located in the state of Tennessee, including three straight versus cross-state rival Tennessee.

| Head Coach       | Seasons        | Wins |
|------------------|----------------|------|
| Dan McGugin      | 1904-17, 19-34 | 197  |
| Art Guepe        | 1953-62        | 39   |
| Red Sanders      | 1940-48        | 36   |
| Bobby Johnson    | 2002-09        | 29   |
| Ray Morrison     | 1918, 35-39    | 29   |
| George MacIntyre | 1979-85        | 25   |
| Derek Mason      | 2014-current   | 24   |
| James Franklin   | 2011-13        | 24   |

• Coming off one of the best seasons ever achieved by a Commodore, WR Kalija Lipscomb has a chance to cap his career as one of the top receivers in league history. Lipscomb experienced a break-through campaign in 2018, hauling in 87 passes for 916 yards and nine touchdowns. Lipscomb's receptions total topped the SEC. His season totals for receiving yardage and touchdown catches also ranked among league leaders.

• Lipscomb is the league's active leader with 167 catches and 2,019 receiving yards. He is second to Alabama's Jerry Jeudy with 20 touchdown catches.

• Lipscomb, who had a career-high 174 receiving yards and two touchdowns vs. Tennessee State on Sept. 29, 2018, registered at least four catches in 11 of 13 games, including a 11-catch performance at Notre Dame.

• Lipscomb needs five touchdown catches to break the career school record held by Jordan Matthews (2010-13).

| Receptions • Career                  |     |
|--------------------------------------|-----|
| Jordan Matthews (2010-13)            | 262 |
| Earl Bennett (2005-07)               | 236 |
| Keith Edwards (1980-83)              | 200 |
| Boo Mitchell (1985-88)               | 188 |
| Dan Stricker (1999-2002)             | 182 |
| <i>Kalija Lipscomb (2016-active)</i> | 167 |

| Receiving Yards • Career             |       |
|--------------------------------------|-------|
| Jordan Matthews (2010-13)            | 3,759 |
| Boo Mitchell (1985-88)               | 2,964 |
| Dan Stricker (1999-2002)             | 2,880 |
| Earl Bennett (2005-07)               | 2,852 |
| Martin Cox (1975-78)                 | 2,275 |
| Chuck Scott (1981-84)                | 2,219 |
| <i>Kalija Lipscomb (2016-active)</i> | 2,019 |
| Clarence Sevilian (1989-92)          | 1,978 |
| Trent Sherfield (2014-17)            | 1,869 |

| Touchdown Receptions • Career        |    |
|--------------------------------------|----|
| Jordan Matthews (2010-13)            | 24 |
| Dan Stricker (1999-2002)             | 21 |
| <i>Kalija Lipscomb (2016-active)</i> | 20 |
| Earl Bennett (2005-07)               | 20 |
| Chuck Scott (1981-84)                | 20 |

| Receptions • Season           |     |
|-------------------------------|-----|
| Jordan Matthews (2013)        | 112 |
| Keith Edwards (1983)          | 97  |
| Jordan Matthews (2012)        | 94  |
| <i>Kalija Lipscomb (2018)</i> | 87  |
| Earl Bennett (2006)           | 82  |

• Jared Pinkney, one of the nation's finest tight ends, enters his final season as a top candidate for the Walter Camp Award, John Mackey Award and Biletnikoff Award

• Pinkney, who earned second-team All-SEC recognition from the Associated Press last season, is the SEC's top returning tight end in terms of receptions, receiving yards and touchdown receptions. The three-year starter from Norcross, Georgia, hauled in 50 catches (second-most nationally by a returning tight end) in 2018, good for 774 receiving yards (most nationally by a returning tight end) and seven touchdowns (most by a returning SEC tight end). His 32 receptions on first downs in 2018 topped all returning tight ends.

• Pinkney's 2018 reception and yardage totals were the most by a Vanderbilt tight end since Chuck Scott had 70 catches and 54 catches in 1983 and 1984, respectively.

• Pinkney received John Mackey Award Tight End of the Week twice in 2018. Pinkney's initial recognition came after a five-catch, 111-yard, one-touchdown effort at Notre Dame, where he became just the third SEC tight end in last four years to post 100+ receiving yards vs. a top-10 team. It was also the first 100-yard receiving game by a SEC tight end on the road vs. a top-10 foe since 2014.

• Pinkney has nine catches for 119 yards this season.

• A 32-game career starter, Pinkney has amassed 103 catches, 1,446 receiving yards and 12 touchdowns.

| Receptions (Tight End) • Season |    |
|---------------------------------|----|
| Chuck Scott (1983)              | 70 |
| Allama Matthews (1982)          | 61 |
| Chuck Scott (1984)              | 54 |
| <i>Jared Pinkney (2018)</i>     | 50 |
| Steven Scheu (2014)             | 39 |

| Receiving Yards (Tight End) • Season |     |
|--------------------------------------|-----|
| Chuck Scott (1984)                   | 975 |
| Chuck Scott (1983)                   | 971 |
| Allama Matthews (1982)               | 797 |
| <i>Jared Pinkney (2018)</i>          | 775 |
| Steven Scheu (2014)                  | 525 |

# Notes

• Doak Walker Award candidate Ke'Shawn Vaughn enters his final season off one of the best seasons ever produced by a Vanderbilt running back.

• Vaughn has 260 rushing yards and three touchdowns on 52 carries this year, including a long carry of 52 yards against LSU. He rushed for 130 yards and two touchdowns on 20 carries (6.5 yards/rush) against LSU.

• In two appearances this year against SEC teams ranked in the nation's top-5 (vs. Georgia, vs. LSU), Vaughn has rushed for 204 yards (102 yards/game) and a pair of touchdowns.

• The senior put together a tremendous close to the 2018 campaign, amassing 749 yards (149.8 yards/game) and seven touchdowns in his last five appearances. He capped the year even more remarkably, rushing for 243 yards and two touchdowns on just 13 carries in the Texas Bowl. Always saving his best for last, Vaughn averaged an amazing 8.5 yards/rush in fourth-quarter plays.

• Vaughn racked up SEC Newcomer of the Year from the Associated Press, becoming the first Commodore to claim the award. He also earned Big Ten Newcomer of the Year in 2015 at Illinois.

• Vaughn finished the 2018 season with 1,244 rushing yards, second in the SEC behind only Kentucky's Benny Snell. He also posted 12 rushing touchdowns, the third highest total in the league.

• Vaughn displayed remarkable explosiveness, topping the conference with a 7.9-yards/carry average (second-highest average by a 1,000-yard SEC back since 2000).

• In 15 games in a Vanderbilt uniform, Vaughn has produced 12 carries of 40+ yards, including scoring rushes of 52 yards this year against LSU. In 2018, he scored from 78 yards against Tennessee State, 69 and 68 yards against Baylor in the Texas Bowl, 65 yards at Missouri and 63 yards at Arkansas. In 2018, Vaughn also led the SEC with six carries of 60 or more yards.

• Vaughn, a product of Pearl-Cohn High School in Nashville, became the sixth Vanderbilt back to reach 1,000 rushing yards in a season. His 1,244-yard rushing is the team's second highest total, trailing only the 1,283-yard total amassed by Ralph Webb in 2016.

| Rushing Yards • Season |       |
|------------------------|-------|
| Ralph Webb (2016)      | 1,283 |
| Ke'Shawn Vaughn (2018) | 1,244 |
| Zac Stacy (2011)       | 1,193 |
| Ralph Webb (2015)      | 1,152 |
| Zac Stacy (2012)       | 1,141 |

| Rushing Yards • Game                   |     |
|--|-----|
| Frank Mordica vs. Air Force (1982)     | 321 |
| Ke'Shawn Vaughn vs. Baylor (2018)      | 243 |
| Doug Matthews at Tulane (1969)         | 214 |
| Ralph Webb vs. Middle Tennessee (2016) | 211 |
| Zac Stacy vs. Army (2011)              | 198 |
| Frank Mordica vs. Citadel (1979)       | 187 |
| Jamie O'Rourke at Tulane (1971)        | 187 |
| Zac Stacy vs. Army (2011)              | 184 |
| Ke'Shawn Vaughn at Missouri (2018)     | 182 |

• The 2019 Vanderbilt defense will look to continue forcing turnovers under second-year coordinator Jason Tarver. Tarver's 2018 defense produced 22 takeaways, the most by a Commodore squad since 2013 season. The 2019 unit has two takeaways in the first two games.

• The 2018 defense produced nine fumble recoveries, seven more than in 2017. The unit also had 13 interceptions, the most of the Derek Mason era. The takeaways have helped Vanderbilt to a positive turnover margin, a statistical category historically important to Vanderbilt team success. The Commodores had a fumble recovery and interception against LSU.

| The Tarver Effect | 2019 | 2018 | 2017 | 2016 | 2015 | 2014 |
|-------------------|------|------|------|------|------|------|
| Fumble Recoveries | 2    | 9    | 2    | 14   | 11   | 7    |
| Interceptions     | 2    | 13   | 9    | 5    | 6    | 6    |
| Total Takeaways   | 4    | 22   | 9    | 19   | 17   | 18   |
| Turnover Margin   | 0    | +8   | -5   | +4   | -7   | -16  |

• The defense has featured five new starters in 2019: Kenny Hebert (R-Jr., OLB), Cam Watkins (Gr., CB), Dashaun Jerkins (R-Fr., safety), DC Williams (Jr., CB) and Daveion Davis (Fr., DT).

• Moore, a 2018 SEC All-Freshman recipient, was the team's second leading tackler with 47 unassisted tackles and 84 total tackles. The leading tackler among all SEC freshmen in 2018, Moore posted a team-high nine tackles against LSU.

• Dare Odeyingbo (Jr., DE) contributed seven tackles for loss, six quarterback hurries and a pair of fumble recoveries in 2018. He ranks as the team's active leader with five sacks. He has opened the 2019 season with four stops, including a tackle for loss.

• Birchmeier, who started 11 games at defensive tackle in 2018, posted a pair of forced fumbles along with 31 total tackles.

• Hebert (R-Jr., OLB) ranks as the team's active leader with four quarterback sacks from a year ago. His two fumble recoveries also shared team honors with Odeyingbo.

• Two young cornerbacks, Allan George (R-So.) and Randall Haynie (R-So.), shared the 2018 team lead with five defended passes.

## Turner Cockrell



### Turner Cockrell • 1997-2018

- The Commodores remember Vanderbilt student-athlete Turner Cockrell, who passed away on Nov. 29, 2018, after a long battle with cancer. He was 21.
- Cockrell, a third-year tight end on the Commodores' football team, fought bravely after being diagnosed with melanoma in his lymph nodes in November 2017. Despite surgery and treatment that winter, scans determined that the cancer had spread to Cockrell's lungs last summer.
- Cockrell, a native of Acworth, Georgia, is survived by his parents, Randy and Noelle, and two siblings, brother Parker and sister Katheryn.
- The Commodores also wore helmet stickers with Cockrell's No. 82 during a 38-13 victory over Tennessee in the regular-season finale and at the 2018 Texas Bowl.
- In the LSU game, the Commodores introduced a new custom uniform known as the "Battle Ready" apparel. A matching helmet for the uniform is donned with 82 rivets to honor Cockrell.
- Cody Markel, one of Cockrell's fellow tight ends on the roster and among his close friends, has founded "Turner's Heroes," a non-profit that creates hero capes and related activities for ailing youngsters being treated in children's hospital. Turner's parents are members of the non-profit.
- An 82-hour fundraiser for Turner's Heroes, a non-profit effort aiming to support pediatric patients and fund research grants, started at kickoff of the Vanderbilt-LSU game and continued to Sept. 24. The non-profit was started this summer by Vanderbilt senior tight end Cody Markel to honor the legacy of former teammate and classmate Turner Cockrell.
  - The initial \$50,000 fundraiser goal, anchored by a \$25,000 match from Coach Mason and his wife, LeighAnne, was reached early in the Vanderbilt-LSU game. The organization then increased the fundraising target to \$82,000. The effort ended with more than \$70,000 raised from nearly 400 donors.
  - For more information on the fundraiser and non-profit organization, visit [turnersheroes.org](http://turnersheroes.org).
- In July, at Vanderbilt Children's Hospital, Markel saw his vision come to life, a vision that included sights not normally associated with either hospitals or college football: plenty of glitter, stickers and glue guns, and giggling children running around in colorful, personalized superhero capes.
- According to Cockrell's parents, Markel could not have devised a more perfect way to honor their son than through Turner's Heroes, the non-profit created by Markel. Markel, a non-scholarship senior from Middleton, Wisconsin, has been nominated for the American Football Coaches Association (AFCA) Good Works team and National Football Foundation Campbell Trophy.

## Storylines • Athletics • University

### **Feeding Nashville's Homeless**

- Wanting to help feed Nashville's homeless and disadvantaged communities, junior quarterback Mo Hasan turned to the Vanderbilt training table for assistance.
- Through his non-profit Second Spoon effort, Hasan, teammates and other Vanderbilt student-athletes have devised a system to deliver extra food from the athletes' dining hall to the homeless living on Nashville's streets.
- This past summer, Hasan and his Commodore helpers spent Friday afternoons at the Nashville mission distributing up to 150 meals to those in need.

### **Academic Achievement**

- Off the field, 59 student-athletes on the 2018 football team earned a grade-point average of 3.0 or higher, including 18 on the dean's list (3.5 or higher) and four with a perfect 4.0.
- Forty Commodores landed on the SEC Academic Honor roll, and Vanderbilt scored a 991 in the NCAA's Academic Progress Rate scores, the highest of any SEC program and fourth-best among Power 5 schools.

### **Set the Expectation Season Opener**

- Vanderbilt's season-opening tilt with Georgia was designated as the program's "Set The Expectation" game. Vanderbilt became the first SEC program to host a "Set The Expectation" game. The event originated in June, when Brenda Tracy, a registered nurse from Oregon, shared with the football team her devastating personal story and vital message of preventing sexual violence. Tracy also serves on the NCAA's Commission to Combat Campus Sexual Violence. Tracy, who calls her campaign "Set The Expectation," was recognized during the Vanderbilt-Georgia game.

### **Commodores Overseas**

- Three members of the football team -- Kenny Hebert (R-Jr., OLB), Braden Kopp (R-Jr., TE) and Andre Mintze (R-Jr., OLB) -- spent last May studying in France.

### **Horton a Perfect Fit**

- Mentoring All-SEC backs like Ke'Shawn Vaughn isn't new to first-year Commodore running backs coach Tim Horton. In previous stints with Auburn and Arkansas, Horton worked with some of the nation's top backs, including Tre Mason, Cameron Artis Payne and Kerryon Johnson at Auburn and Darren McFarren, Felix Jones and Knile Davis at Arkansas.

### **West End Pipelines**

- Four high schools -- St. Thomas Aquinas (Fort Lauderdale, Fla.), Brentwood Academy (Brentwood, Tenn.), Pearl-Cohn (Nashville) and Andalusia (Ala.) -- are well represented on the Vanderbilt roster.
- Six graduates of St. Thomas Aquinas, a perennial power in south Florida, are on the Commodore roster: Frank Coppet (R-Jr., S), Julian Hernandez (Fr., OL), Grant Miller (R-So., OL), Lashawn Paulino-Bell (Jr., OLB), Tyler Steen (R-Fr., OL) and DC Williams (Jr., CB).
- Four players are from Pearl-Cohn in Nashville: Brayden DeVault-Smith (R-So., ILB), Jayden Harrison (Fr., WR), Ke'Shawn Vaughn (R-Sr., RB) and Cam Watkins (Grad., CB).
- Four players also attended Brentwood Academy just south of Nashville: Nate Clifton (Fr., DL), Cam Johnson (R-Fr., WR), Gavin Schoenwald (R-Fr., TE) and Harrison Smith (So., P).
- Andalusia (Ala.) has three graduates with Vanderbilt: BJ Anderson (R-Fr., CB), Will Clark (So., FB) and Allan George (R-So., CB).
- The SEC Network premiered *Homecoming with Willie Geist* on Aug. 30. In the show, Geist, host of NBC's *Sunday Today* program and co-anchor of MSNBC's *Morning Joe*, sat down with Paul Finebaum to discuss his days as a Vanderbilt undergraduate and his continuing support of the Commodores.

### **Aloha from West End**

- The Vanderbilt roster includes three residents of Hawaii: offensive linemen Sean McMoore (Kapolei) and Jonah Buchanan (Honolulu), and inside linebacker Feleti Afemui (Kahului). Afemui is the first player from his high school conference to earn a scholarship in the SEC.
- The Commodores have scheduled a home-and-home series with Hawaii in 2022-23.

### **Vanderbilt University • Vanderbilt Athletics**

- Vanderbilt is ranked 15th among national universities by U.S. News & World Report. It ranks seventh in best value schools by the magazine.
- According to the 2019 Princeton Review, Vanderbilt ranks third for best quality of life, happiest students and most beautiful campuses in the nation.
- The university was founded in 1873 with a \$1 million gift from "Commodore" Cornelius Vanderbilt. Kirkland Hall, which continues as the main administration building on campus, is the only original structure that remains today.
- Vanderbilt teams have captured five NCAA championships, all since 2007. The Commodore baseball team won the most recent national trophy, claiming the 2019 College World Series in June. It was the second NCAA title for head coach Tim Corbin and the Vanderbilt baseball team. Other NCAA titles have been earned by women's bowling (2007, 2018) and women's tennis (2015).
- In 2018-19, Vanderbilt had the smallest undergraduate enrollment (6,861) and total enrollment (12,824) in the Southeastern Conference.
- Vanderbilt is a charter member of the Southeastern Conference.
- Vanderbilt Athletics is the only Power 5 Conference member with an African American in the key roles of athletics director (Malcolm Turner), football head coach (Derek Mason) and men's basketball head coach (Jerry Stackhouse).
- Less than 10% of 34,313 high school applications were accepted for admission to Vanderbilt in 2018-19.
- Sixty-four percent of Vanderbilt's 2018-19 freshman class came from public schools.
- All 50 states are represented by Vanderbilt's diverse undergraduate enrollment.
- The largest college on campus is Arts & Science with 4,036 undergraduates. The Blair School of Music is the smallest college with 217 students.
- Ninety percent of students live on campus, which features 20 residential halls and apartments.
- There are more than 139,000 living alumni of the university.
- The 330-acre Vanderbilt campus, situated in an urban setting just two miles from business and governmental core of Nashville, is designated as an arboretum, and features approximately 190 species of trees and shrubs.
- Sixty-five percent of Vanderbilt undergraduates receive some sort of financial aid.
- The Jean and Alexander Heard Library system contains over eight million items across 10 libraries on campus and stands as one of the nation's top research libraries.
- Notable Vanderbilt alumni include PGA Tour FedEx Cup winner Brandt Snedeker, LPGA golfer and 2019 Solheim Cup USA team member Marina Alex, NBA champions Will Perdue, Festus Ezeli and Damian Jones, numerous Major League Baseball standouts such as David Price, Sonny Gray, Dansby Swanson and Walker Buehler, and more than 20 players active in the NFL such as cornerbacks Casey Hayward and Joejuan Williams, wide receiver Jordan Matthews, linebackers Zach Cunningham and Oren Burks, lineman Stephen Weatherly and receiver Trent Sherfield.
- Off the field, other prominent alumni include NBC Sunday Morning Show host and MSNBC's Morning Joe co-host Willie Geist, country music star Dierks Bentley, best-selling author James Patterson, FOX Sports commentator Skip Bayless and ESPN baseball expert Buster Olney.

## Depth Chart (as of Sept. 27)

### Offense

|           |    |                         |      |     |       |  |
|-----------|----|-------------------------|------|-----|-------|--|
| <b>WR</b> | 16 | Lipscomb, Kalija        | 6-1  | 201 | Sr.   | Sociology                                      |
|           | 7  | Johnson, Cam            | 6-0  | 190 | R-Fr. | Undeclared                                     |
| <b>WR</b> | 83 | Bolar, C.J.             | 6-1  | 190 | So.   | Undeclared                                     |
|           | 13 | Winrow, Jackson         | 6-1  | 193 | R-Jr. | Sociology                                      |
|           | 81 | Bostic, James           | 6-4  | 218 | R-So. | Medicine, Health & Society                     |
| <b>WR</b> | 19 | Pierce, Chris           | 6-4  | 225 | Jr.   | Sociology                                      |
|           | 11 | Shelton-Mosley, Justice | 5-10 | 196 | Gr.   | Marketing                                      |
| <b>TE</b> | 80 | Pinkney, Jared          | 6-5  | 260 | R-Sr. | Communication Studies                          |
|           | 86 | Bresnahan, Ben          | 6-4  | 245 | R-Fr. | Undeclared                                     |
|           | 10 | Schoenwald, Gavin       | 6-4  | 235 | R-Fr. | Undeclared                                     |
|           | 45 | Markel, Cody            | 6-5  | 250 | Sr.   | Medicine, Health & Society • Political Science |
| <b>LT</b> | 77 | Cochran, Devin          | 6-7  | 318 | R-Jr. | Human & Organizational Development             |
| -or-      | 78 | Stewart, Jonathan       | 6-7  | 326 | R-So. | Sociology                                      |
| <b>LG</b> | 56 | Young, Saige            | 6-4  | 305 | Sr.   | Medicine, Health & Society                     |
|           | 78 | Bailey, Bryce           | 6-5  | 305 | R-So. | Medicine, Health & Society                     |
| <b>C</b>  | 63 | Miller, Grant           | 6-4  | 295 | R-So. | Human & Organizational Development             |
|           | 53 | Godwin, Rowan           | 6-4  | 308 | Gr.   | Medicine, Health & Society                     |
| <b>RG</b> | 74 | Clemens, Cole           | 6-6  | 320 | Jr.   | Economics                                      |
|           | 72 | Dawkins, Dan            | 6-3  | 305 | R-Fr. | Undeclared                                     |
| <b>RT</b> | 54 | Steen, Tyler            | 6-5  | 305 | R-Fr. | Undeclared                                     |
|           | 78 | Bailey, Bryce           | 6-5  | 305 | R-So. | Medicine, Health & Society                     |
| <b>QB</b> | 6  | Neal, Riley             | 6-6  | 225 | Gr.   | Learning, Diversity & Health Studies           |
|           | 2  | Wallace, Deuce          | 6-2  | 212 | R-Jr. | American Studies                               |
|           | 18 | Hasan, Mo               | 6-3  | 205 | Jr.   | Economics • History                            |
| <b>RB</b> | 5  | Vaughn, Ke'Shawn        | 5-10 | 218 | R-Sr. | Sociology                                      |
|           | 21 | Brooks, Keyon           | 6-1  | 202 | Fr.   | Undeclared                                     |
|           | 3  | Marlow, Ja'Veon         | 5-11 | 190 | R-Fr. | Undeclared                                     |

### Defense

|            |    |                        |      |     |       |  |
|------------|----|------------------------|------|-----|-------|--|
| <b>DE</b>  | 10 | Odeyingbo, Dayo        | 6-6  | 280 | Jr.   | Medicine, Health & Society                       |
|            | 94 | Reitmaier, Rutger      | 6-3  | 265 | R-So. | Undeclared                                       |
| <b>DT</b>  | 91 | Birchmeier, Drew       | 6-4  | 300 | R-Jr. | Law, History & Society                           |
|            | 56 | Maddox, Brandon        | 6-4  | 290 | Jr.   | Medicine, Health & Society                       |
| <b>DT</b>  | 55 | Davis, Daevion         | 6-2  | 302 | Fr.   | Undeclared                                       |
| -or-       | 90 | Tidd, Cameron          | 6-3  | 300 | R-Jr. | Medicine, Health & Society                       |
| <b>OLB</b> | 48 | Mintze, Andre          | 6-3  | 246 | R-Jr. | Cinema & Media Arts • Medicine, Health & Society |
|            | 41 | McAllister, Elijah     | 6-6  | 263 | R-Fr. | Undeclared                                       |
|            | 88 | Owusu, Michael         | 6-5  | 238 | R-So. | Medicine, Health & Society                       |
| <b>ILB</b> | 9  | Peart, Caleb           | 6-1  | 237 | Gr.   | Medicine, Health & Society                       |
| -or-       | 17 | Afemui, Feleti         | 6-3  | 243 | R-So. | Human & Organizational Development               |
|            | 24 | Orji, Alston           | 6-2  | 240 | So.   | Undeclared                                       |
| <b>ILB</b> | 7  | Moore, Dimitri         | 6-3  | 230 | Jr.   | Cinema & Media Arts                              |
|            | 12 | DeVault-Smith, Brayden | 6-3  | 234 | R-So. | Sociology  |
| <b>OLB</b> | 21 | Hebert, Kenny          | 6-4  | 237 | R-Jr. | Sociology  |
|            | 8  | Paulino-Bell, Lashawn  | 6-4  | 245 | R-So. | Undeclared                                       |
| <b>CB</b>  | 31 | Watkins, Cam           | 6-0  | 203 | Gr.   | Learning, Diversity & Health Studies             |
| -or-       | 16 | Anderson, B.J.         | 6-1  | 184 | R-Fr. | Undeclared                                       |
|            | 15 | Hamilton, Elijah       | 6-1  | 205 | R-Jr. | Medicine, Health & Society                       |
| <b>S</b>   | 33 | Jerkins, Dashaun       | 6-0  | 190 | R-Fr. | Undeclared                                       |
|            | 14 | Worship, Max           | 6-1  | 202 | So.   | Undeclared                                       |
| <b>S</b>   | 2  | Coppet, Frank          | 5-11 | 192 | R-Jr. | Medicine, Health & Society                       |
| -or-       | 13 | Harris, Brendon        | 6-1  | 208 | R-Fr. | Undeclared                                       |
| -or-       | 3  | Daley, Tae             | 6-0  | 202 | Jr.   | Sociology  |
| <b>CB</b>  | 4  | Haynie, Randall        | 6-0  | 185 | R-So. | Sociology  |
| -or-       | 5  | Williams, DC           | 5-11 | 192 | Jr.   | Medicine, Health & Society                       |
| <b>NB</b>  | 28 | George, Allan          | 6-1  | 185 | R-So. | Medicine, Health & Society                       |
|            | 23 | Mahoney, Jaylen        | 5-11 | 183 | Fr.   | Undeclared                                       |

### Special Teams

|            |    |                         |      |     |       |   |
|------------|----|-------------------------|------|-----|-------|---|
| <b>K</b>   | 39 | Rice, Javan             | 6-2  | 190 | R-Fr. | Undeclared                              |
| -or-       | 98 | Guay, Ryley             | 5-10 | 191 | Sr.   | Biochemistry • Chemical Biology         |
| <b>P</b>   | 95 | Smith, Harrison         | 5-10 | 190 | So.   | Neuroscience                            |
|            | 36 | Wheatley, Jared         | 6-1  | 195 | Fr.   | Undeclared                              |
| <b>H</b>   | 95 | Smith, Harrison         | 5-10 | 190 | So.   | Neuroscience                            |
| <b>LS</b>  | 59 | Meyer, Scott            | 6-1  | 235 | Gr.   | Leadership & Organizational Performance |
|            | 49 | Drevno, Zach            | 6-0  | 220 | So.   | Human & Organizational Development      |
| <b>KOR</b> | 11 | Shelton-Mosley, Justice | 5-10 | 196 | Gr.   | Marketing                               |
|            | 7  | Johnson, Cam            | 6-0  | 190 | R-Fr. | Undeclared                              |
| <b>PR</b>  | 11 | Shelton-Mosley, Justice | 5-10 | 196 | Gr.   | Marketing                               |
|            | 16 | Lipscomb, Kalija        | 6-1  | 201 | Sr.   | Sociology                               |

# Alphabetical Roster

|    |                        |       |      |     |       |   |    |                         |       |      |     |       |   |
|----|------------------------|-------|------|-----|-------|---|----|-------------------------|-------|------|-----|-------|---|
| 87 | Abdur-Rahman, Amir     | WR    | 6-4  | 210 | So.   | Atlanta, Ga./Mays                           | 10 | Odeyingbo, Dayo         | DE    | 6-6  | 280 | Jr.   | Irving, Texas/Carrollton Ranchview      |
| 17 | Afemui, Feleti         | ILB   | 6-3  | 243 | R-So. | Kahului, Hawaii/Maui                        | 24 | Orji, Alston            | ILB   | 6-2  | 240 | So.   | Rockwall, Texas/Rockwall                |
| 16 | Anderson, BJ           | CB    | 6-1  | 184 | R-Fr. | Andalusia, Ala./Andalusia                   | 26 | Orji, Anfernee          | S     | 6-2  | 222 | Fr.   | Rockwall, Texas/Rockwall                |
| 18 | Anderson, Colin        | ILB   | 6-2  | 228 | R-So. | Florence, Ala./Brooks                       | 88 | Owusu, Michael          | OLB   | 6-5  | 233 | R-So. | Oxnard, Calif./Oaks Christian           |
| 78 | Bailey, Bryce          | OT    | 6-5  | 305 | R-So. | Newburgh, Ind./Castle                       | 8  | Paulino-Bell, Lashawn   | OLB   | 6-4  | 245 | R-So. | Ft. Lauderdale, Fla./St. Thomas Aquinas |
| 84 | Ball, Justin           | TE    | 6-6  | 230 | Fr.   | Glenn Dale, Md./Gonzaga Prep                | 9  | Peart, Caleb            | OLB   | 6-1  | 237 | Gr.   | Chandler, Ariz./Hamilton                |
| 69 | Bapst, Brayden         | OT    | 6-6  | 270 | Fr.   | Washington, D.C./St. John's College         | 19 | Pierce, Chris           | WR    | 6-4  | 225 | Jr.   | Smithfield, Va./Smithfield              |
| 38 | Barksdale, Gil         | S     | 5-10 | 190 | Sr.   | Solon, Ohio/Solon                           | 80 | Pinkney, Jared          | TE    | 6-5  | 260 | Sr.   | Norcross, Ga./Norcross                  |
| 91 | Birchmeier, Drew       | DT/DE | 6-4  | 300 | R-Jr. | Midlothian, Va./Cosby                       | 31 | Pryor, Mitchell         | RB    | 6-1  | 211 | So.   | Darien, Conn./Darien                    |
| 51 | Blanton, Luke          | ILB   | 6-2  | 225 | So.   | Dallas, Texas/Highland Park                 | 22 | Quillen, Austin         | S     | 5-11 | 195 | R-Jr. | Jenks, Okla./Jenks                      |
| 14 | Boddie, Devin          | WR    | 5-11 | 178 | Fr.   | Memphis, Tenn./Whitehaven                   | 94 | Reitmaier, Rutger       | DT/DE | 6-3  | 265 | R-So. | Nashville, Tenn./Lipscomb Academy       |
| 40 | Boggs, Reece           | TE    | 6-4  | 230 | Fr.   | Cincinnati, Ohio/Moeller                    | 39 | Rice, Javan             | K     | 6-2  | 190 | R-Fr. | Miami, Fla./Belen Jesuit Prep           |
| 83 | Bolar, C.J.            | WR    | 6-1  | 190 | So.   | Purvis, Miss./Purvis                        | 66 | Robinson, Cameron       | DT    | 6-0  | 290 | Jr.   | Mobile, Ala./Murphy                     |
| 81 | Bostic, James          | WR    | 6-3  | 218 | R-So. | Ft. Lauderdale, Fla./Cardinal Gibbons       | 79 | Sadler, Sean            | DE    | 6-3  | 238 | Jr.   | Oklahoma City, Okla./Edmond Memorial    |
| 12 | Bowen, Jack            | QB    | 6-0  | 185 | So.   | Grand Rapids, Mich./Catholic Central        | 57 | Sa'o, Josiah            | DT    | 6-2  | 295 | R-Jr. | San Diego, Calif./Kearney               |
| 86 | Bresnahan, Ben         | TE    | 6-4  | 245 | R-Fr. | Cumming, Ga./West Forsyth                   | 27 | Sands, Tre              | DB    | 5-11 | 190 | Fr.   | San Antonio, Texas/Johnson              |
| 21 | Brooks, Keyon          | RB    | 6-1  | 202 | Fr.   | Powder Springs, Ga./Kennesaw Mountain       | 10 | Schoenwald, Gavin       | TE    | 6-4  | 238 | R-Fr. | Brentwood, Tenn./Brentwood Academy      |
| 52 | Brown, Alex            | OLB   | 6-2  | 235 | So.   | San Antonio, Texas/Claudia T. Johnson       | 11 | Shelton-Mosley, Justice | WR    | 5-10 | 196 | Gr.   | Sacramento, Calif./Capital Christian    |
| 43 | Brown, Tré             | LB    | 5-11 | 205 | Fr.   | Loganville, Ga./Grayson                     | 95 | Smith, Harrison         | P     | 5-10 | 186 | So.   | Franklin, Tenn./Brentwood Academy       |
| 61 | Buchanan, Jonah        | OG    | 6-4  | 285 | R-So. | Honolulu, Hawaii/Iolani                     | 46 | Starling, Keithian      | WR    | 6-0  | 184 | Jr.   | Nashville, Tenn./Nashville Christian    |
| 44 | Clark, Will            | FB    | 6-1  | 228 | So.   | Andalusia, Ala./Andalusia                   | 29 | Starr, Brett            | ILB   | 6-1  | 228 | Jr.   | Nashville, Tenn./Montgomery Bell        |
| 74 | Clemens, Cole          | OG/OT | 6-6  | 320 | Jr.   | South Jordan, Utah/Bingham                  | 54 | Steen, Tyler            | OT    | 6-5  | 305 | R-Fr. | Miami, Fla./St. Thomas Aquinas          |
| 96 | Clifton, Nate          | DL    | 6-5  | 260 | Fr.   | La Vergne, Tenn./Brentwood Academy          | 73 | Stewart, Jonathan       | OT    | 6-7  | 326 | R-So. | Lawrenceville, Ga./Mountain View        |
| 77 | Cochran, Devin         | OT    | 6-7  | 318 | R-Jr. | Norcross, Ga./Greater Atlanta Christian     | 97 | Surgers, Lorenza        | DE    | 6-5  | 250 | R-Fr. | Cary, N.C./Panther Creek                |
| 42 | Coleman, Camden        | S     | 6-2  | 202 | So.   | Champaign, Ill./University Laboratory       | 93 | Thomas-Ailara, Tolu     | DL    | 6-3  | 230 | So.   | Chicago Heights, Ill./Marian Catholic   |
| 37 | Cooke, Pierson         | P     | 6-0  | 200 | So.   | Bloomfield Hills, Mich./Cranbrook-Kingswood | 90 | Tidd, Cameron           | DT/DE | 6-3  | 300 | R-Jr. | Greenwood, Ind./Center Grove            |
| 2  | Coppet, Frank          | S     | 5-11 | 192 | R-Jr. | Ft. Lauderdale, Fla./St. Thomas Aquinas     | 9  | Tran-Reno, JR           | RB    | 6-1  | 206 | Fr.   | Birmingham, Ala./Briarwood Christian    |
| 3  | Daley, Tae             | S     | 6-0  | 202 | Jr.   | Warner Robins, Ga./Northside                | 5  | Vaughn, Ke'Shawn        | RB    | 5-10 | 218 | Fr.   | Nashville, Tenn./Pearl-Cohn             |
| 55 | Davis, Dae'vion        | DT    | 6-2  | 302 | Fr.   | Madison, Ala./James Clemens                 | 32 | Wakefield, Jamauri      | RB    | 6-1  | 220 | R-Jr. | Jacksonville, Fla./Providence           |
| 72 | Dawkins, Dan           | C/OG  | 6-3  | 305 | R-Fr. | Staten Island, N.Y./The Peddie School       | 2  | Wallace, Deuce          | QB    | 6-2  | 212 | R-Jr. | Sevierville, Tenn./Sevier County        |
| 85 | DeCoursey, Joel        | TE    | 6-4  | 235 | Fr.   | Zionsville, Ind./Zionsville Community       | 15 | Walters, Allan          | QB    | 6-2  | 210 | R-Fr. | Chatham, N.J./The Peddie School         |
| 12 | DeVault-Smith, Brayden | ILB   | 6-3  | 234 | R-So. | Nashville, Tenn./Pearl-Cohn                 | 65 | Warden, Michael         | OG    | 6-2  | 287 | Jr.   | Loveland, Ohio/Summit Country Day       |
| 20 | Douglas, Tré           | CB    | 6-2  | 202 | R-Fr. | McDonough, Ga./Eagles Landing Christian     | 31 | Watkins, Cam            | CB    | 6-0  | 203 | Gr.   | Nashville, Tenn./Pearl-Cohn             |
| 49 | Drevno, Zach           | LS    | 6-0  | 220 | So.   | Saline, Mich./Saline                        | 36 | Wheatley, Jared         | P     | 6-1  | 195 | Fr.   | Indian Trail, N.C./Porter Ridge         |
| 99 | Edwards, Stone         | DE    | 6-5  | 280 | R-So. | Hillsborough, N.C./Orange                   | 35 | White, Kyle             | TE    | 6-0  | 220 | So.   | Scottsdale, Ariz./Notre Dame Prep       |
| 47 | Farley, Wes            | K     | 6-1  | 170 | So.   | New Canaan, Conn./New Canaan                | 5  | Williams, DC            | CB    | 5-11 | 192 | Jr.   | Miami, Fla./St. Thomas Aquinas          |
| 71 | Fitzgerald, Donald     | OT    | 6-8  | 300 | Fr.   | Nashville, Tenn./Hillsboro                  | 13 | Winrow, Jackson         | WR    | 6-0  | 193 | R-Jr. | Shawnee, Okla./Shawnee                  |
| 28 | George, Allan          | CB    | 6-1  | 185 | R-So. | Andalusia, Ala./Andalusia                   | 14 | Worship, Max            | S     | 6-1  | 202 | So.   | Ft. Lauderdale, Fla./Cardinal Gibbons   |
| 53 | Godwin, Rowan          | OG    | 6-4  | 308 | Grad. | Dothan, Ala./Providence Christian           | 56 | Young, Saige            | OG    | 6-4  | 305 | Sr.   | Versailles, Ky./Woodford County         |
| 92 | Green, Derek           | DT    | 6-5  | 310 | Fr.   | Richlands, N.C./Southwest                   | 34 | Zinn-Turner, Eddie      | DT    | 6-1  | 315 | Gr.   | Canton, Ohio/Malvern                    |
| 98 | Guay, Ryley            | K     | 5-10 | 191 | Sr.   | Naperville, Ill./Benet Academy              |    |                         |       |      |     |       |   |
| 15 | Hamilton, Elijah       | CB    | 6-2  | 205 | R-Jr. | Roswell, Ga./Blessed Trinity Catholic       | 17 | Afemui, Feleti          |       |      |     |       | fah-lah-tee ah-fuh-moo-ee               |
| 13 | Harris, Brendon        | S     | 6-1  | 208 | R-Fr. | Chattanooga, Tenn./Baylor School            | 87 | Abdur-Rahman, Amir      |       |      |     |       | ah-meer ub-DUR ruh-man                  |
| 11 | Harris, Justin         | CB    | 6-1  | 180 | Fr.   | Attalla, Ala./Etowah                        | 14 | Boddie, Devin           |       |      |     |       | body                                    |
| 88 | Harrison, Jayden       | WR    | 5-10 | 192 | Fr.   | Nashville, Tenn./Pearl-Cohn                 | 83 | Bolar, CJ               |       |      |     |       | bowler                                  |
| 18 | Hasan, Mo              | QB    | 6-3  | 205 | R-Jr. | Miami, Fla./Dillard                         | 21 | Brooks, Keyon           |       |      |     |       | keon                                    |
| 4  | Haynie, Randall        | CB    | 6-0  | 185 | R-So. | Ft. Lauderdale, Fla./Cardinal Gibbons       | 55 | Davis, Dae'vion         |       |      |     |       | day-vee-on                              |
| 21 | Hebert, Kenny          | OLB   | 6-4  | 237 | R-Jr. | New Orleans, La./Holy Cross                 | 48 | Drevno, Zach            |       |      |     |       | drev-no                                 |
| 62 | Hernandez, Julian      | OG    | 6-4  | 295 | Fr.   | Davie, Fla./St. Thomas Aquinas              | 98 | Guay, Ryley             |       |      |     |       | gay rhy-lee                             |
| 44 | James, Christian       | DE    | 6-5  | 255 | Fr.   | Memphis, Tenn./Christian Brothers           | 6  | Jeudy, Gabe             |       |      |     |       | judy                                    |
| 33 | Jerkins, Dashaun       | S     | 6-0  | 190 | R-Fr. | Woodbridge, Va./Woodbridge                  | 35 | Langham, Malik          |       |      |     |       | muh-leak                                |
| 6  | Jeudy, Gabe            | CB    | 6-1  | 180 | Fr.   | Charlotte, N.C./Ardrey Kell                 | 16 | Lipscomb, Kalija        |       |      |     |       | kah-lie-jah                             |
| 7  | Johnson, Cam           | WR    | 6-0  | 190 | R-Fr. | Brentwood, Tenn./Brentwood Academy          | 45 | Markel, Cody            |       |      |     |       | mar-KELL                                |
| 89 | Kopp, Braden           | TE    | 6-5  | 270 | R-Jr. | Houston, Texas/Houston Christian            | 30 | Masina, Salua           |       |      |     |       | sah-lou-ah mah-see-na                   |
| 35 | Langham, Malik         | DE    | 6-4  | 290 | R-Fr. | Huntsville, Ala./Lee                        | 3  | Marlow, Ja'Veon         |       |      |     |       | jay-vee-on                              |
| 16 | Lipscomb, Kalija       | WR    | 6-1  | 201 | Sr.   | New Orleans, La./Jesuit                     | 48 | Mintze, Andre           |       |      |     |       | mence                                   |
| 64 | Lorenz, Carlton        | OG    | 6-4  | 285 | Jr.   | Studio City, Calif./Bishop Alemany          | 10 | Odeyingbo, Dayo         |       |      |     |       | day-oh oh-DANG-bow                      |
| 56 | Maddox, Brandon        | DT/DE | 6-3  | 290 | Jr.   | North Augusta, S.C./North Augusta           | 24 | Orji, Alston            |       |      |     |       | OR-jee                                  |
| 23 | Mahoney, Jaylen        | CB    | 5-11 | 183 | Fr.   | Rock Hill, S.C./South Pointe                | 26 | Orji, Anfernee          |       |      |     |       | OR-jee                                  |
| 45 | Markel, Cody           | TE    | 6-5  | 250 | Sr.   | Middleton, Wis./Middleton                   | 88 | Owusu, Michael          |       |      |     |       | OH-woo-sue                              |
| 3  | Marlow, Ja'Veon        | RB    | 5-11 | 190 | R-Fr. | Winter Haven, Fla./Winter Haven Senior      | 9  | Peart, Caleb            |       |      |     |       | peert                                   |
| 30 | Masina, Salua          | ILB   | 6-3  | 225 | R-Fr. | Salt Lake City, Utah/Brighton               | 94 | Reitmaier, Rutger       |       |      |     |       | right-meyer                             |
| 41 | McAllister, Elijah     | OLB   | 6-6  | 263 | R-Fr. | Rumson, N.J./Rumson Fair Haven              | 57 | Sa'o, Josiah            |       |      |     |       | joe-SIGH-ah sah-oh                      |
| 50 | McMoore, Sean          | C/OG  | 6-4  | 292 | R-Jr. | Kapolei, Hawaii/Kapolei                     | 32 | Wakefield, Jamauri      |       |      |     |       | jah-mar-ee                              |
| 59 | Meyer, Scott           | LS    | 6-1  | 235 | Gr.   | Alpharetta, Ga./Blessed Trinity Catholic    |    |                         |       |      |     |       |   |
| 63 | Miller, Grant          | C/OG  | 6-4  | 295 | R-So. | Ft. Lauderdale, Fla./St. Thomas Aquinas     |    |                         |       |      |     |       |   |
| 4  | Mintze, Andre          | OLB   | 6-3  | 246 | R-Jr. | Philadelphia, Pa./Imhotep Institute         |    |                         |       |      |     |       |   |
| 7  | Moore, Dimitri         | ILB   | 6-3  | 230 | Jr.   | Cedar Hill, Texas/Cedar Hill                |    |                         |       |      |     |       |   |
| 6  | Neal, Riley            | QB    | 6-6  | 225 | Grad. | Yorktown, Ind./Yorktown                     |    |                         |       |      |     |       |   |

# Numerical Roster

|    |                         |       |      |     |       |   |
|----|-------------------------|-------|------|-----|-------|---|
| 2  | Coppet, Frank           | S     | 5-11 | 192 | R-Jr. | Ft. Lauderdale, Fla./St. Thomas Aquinas     |
| 2  | Wallace, Deuce          | QB    | 6-2  | 212 | R-Jr. | Sevierville, Tenn./Sevier County            |
| 3  | Daley, Tae              | S     | 6-0  | 202 | Jr.   | Warner Robins, Ga./Northside                |
| 3  | Marlow, Ja'Veon         | RB    | 5-11 | 190 | R-Fr. | Winter Haven, Fla./Winter Haven Senior      |
| 4  | Haynie, Randall         | CB    | 6-0  | 185 | R-So. | Ft. Lauderdale, Fla./Cardinal Gibbons       |
| 5  | Williams, DC            | DB    | 5-11 | 192 | Jr.   | Miami, Fla./St. Thomas Aquinas              |
| 5  | Vaughn, Ke'Shawn        | RB    | 5-10 | 218 | R-Sr. | Nashville, Tenn./Pearl-Cohn                 |
| 6  | Jeady, Gabe             | CB    | 6-1  | 180 | Fr.   | Charlotte, N.C./Ardrey Kell                 |
| 6  | Neal, Riley             | QB    | 6-6  | 225 | Gr.   | Yorktown, Ind./Yorktown                     |
| 7  | Johnson, Cam            | WR    | 6-0  | 190 | R-Fr. | Brentwood, Tenn./Brentwood Academy          |
| 7  | Moore, Dimitri          | ILB   | 6-3  | 230 | Jr.   | Cedar Hill, Texas/Cedar Hill                |
| 8  | Paulino-Bell, Lashawn   | OLB   | 6-4  | 245 | R-So. | Ft. Lauderdale, Fla./St. Thomas Aquinas     |
| 9  | Peart, Caleb            | OLB   | 6-1  | 237 | Gr.   | Chandler, Ariz./Hamilton                    |
| 9  | Tran-Reno, JR           | RB    | 6-1  | 206 | Fr.   | Birmingham, Ala./Briarwood Christian        |
| 10 | Odeyingbo, Dayo         | DE    | 6-6  | 280 | Jr.   | Irving, Texas/Carrollton Ranchview          |
| 10 | Schoenwald, Gavin       | TE    | 6-4  | 238 | R-Fr. | Brentwood, Tenn./Brentwood Academy          |
| 11 | Harris, Justin          | S     | 6-1  | 180 | Fr.   | Attalla, Ala./Etowah                        |
| 11 | Shelton-Mosley, Justice | WR    | 5-10 | 196 | Gr.   | Sacramento, Calif./Capital Christian        |
| 12 | Bowen, Jack             | QB    | 6-0  | 185 | So.   | Grand Rapids, Mich./Catholic Central        |
| 12 | DeVault-Smith, Brayden  | ILB   | 6-3  | 230 | R-So. | Nashville, Tenn./Pearl-Cohn                 |
| 13 | Harris, Brendon         | S     | 6-1  | 208 | R-Fr. | Chattanooga, Tenn./Baylor School            |
| 13 | Winrow, Jackson         | WR    | 6-0  | 193 | R-Jr. | Shawnee, Okla./Shawnee                      |
| 14 | Boddie, Devin           | WR    | 5-11 | 178 | Fr.   | Memphis, Tenn./Whitehaven                   |
| 14 | Worship, Max            | S     | 6-1  | 202 | So.   | Ft. Lauderdale, Fla./Cardinal Gibbons       |
| 15 | Hamilton, Elijah        | CB    | 6-2  | 205 | R-Fr. | Roswell, Ga./Blessed Trinity Catholic       |
| 15 | Walters, Allan          | QB    | 6-2  | 210 | R-Fr. | Chatham, N.J./The Peddie School             |
| 16 | Anderson, BJ            | CB    | 6-1  | 184 | R-Fr. | Andalusia, Ala./Andalusia                   |
| 16 | Lipscomb, Kalija        | WR    | 6-1  | 201 | Sr.   | New Orleans, La./Jesuit                     |
| 17 | Afemui, Feleti          | ILB   | 6-3  | 243 | R-So. | Kahului, Hawaii/Maui                        |
| 18 | Anderson, Colin         | ILB   | 6-2  | 230 | R-So. | Florence, Ala./Brooks                       |
| 18 | Hasan, Mo               | QB    | 6-3  | 205 | R-Jr. | Miami, Fla./Dillard                         |
| 19 | Pierce, Chris           | WR    | 6-4  | 225 | Jr.   | Smithfield, Va./Smithfield                  |
| 20 | Douglas, Tré            | S     | 6-2  | 202 | R-Fr. | McDonough, Ga./Eagles Landing Christian     |
| 21 | Brooks, Keyon           | RB    | 6-1  | 202 | Fr.   | Powder Springs, Ga./Kennesaw Mountain       |
| 21 | Hebert, Kenny           | OLB   | 6-4  | 237 | R-Jr. | New Orleans, La./Holy Cross                 |
| 22 | Quillen, Austin         | S     | 5-11 | 195 | R-Jr. | Jenks, Okla./Jenks                          |
| 23 | Mahoney, Jaylen         | DB    | 5-11 | 183 | Fr.   | Rock Hill, S.C./South Pointe                |
| 24 | Orji, Alston            | ILB   | 6-2  | 240 | So.   | Rockwall, Texas/Rockwall                    |
| 26 | Orji, Anfernee          | S     | 6-2  | 222 | Fr.   | Rockwall, Texas/Rockwall                    |
| 27 | Sands, Tre              | DB    | 5-11 | 190 | Fr.   | San Antonio, Texas/Johnson                  |
| 28 | George, Allan           | CB    | 6-1  | 185 | R-So. | Andalusia, Ala./Andalusia                   |
| 29 | Starr, Brett            | ILB   | 6-1  | 228 | Jr.   | Nashville, Tenn./Montgomery Bell            |
| 30 | Masina, Salua           | ILB   | 6-3  | 225 | R-Fr. | Salt Lake City, Utah/Brighton               |
| 31 | Pryor, Mitchell         | RB    | 6-1  | 211 | So.   | Darien, Conn./Darien                        |
| 31 | Watkins, Cam            | CB    | 6-0  | 203 | Gr.   | Nashville, Tenn./Pearl-Cohn                 |
| 32 | Wakefield, Jamauri      | RB    | 6-1  | 220 | R-Jr. | Jacksonville, Fla./Providence               |
| 33 | Jerkins, Dashaun        | CB    | 6-0  | 190 | R-Fr. | Woodbridge, Va./Woodbridge                  |
| 34 | Zinn-Turner, Eddie      | DT    | 6-1  | 315 | Gr.   | Canton, Ohio/Malvern                        |
| 35 | Langham, Malik          | DT/DE | 6-4  | 290 | R-Fr. | Huntsville, Ala./Lee                        |
| 35 | White, Kyle             | TE    | 6-0  | 220 | So.   | Scottsdale, Ariz./Notre Dame Prep           |
| 36 | Wheatley, Jared         | P     | 6-1  | 195 | Fr.   | Indian Trail, N.C./Porter Ridge             |
| 37 | Cooke, Pierson          | P     | 6-0  | 200 | So.   | Bloomfield Hills, Mich./Cranbrook-Kingswood |
| 38 | Barksdale, Gil          | S     | 5-10 | 190 | Sr.   | Solon, Ohio/Solon                           |
| 39 | Rice, Javan             | K     | 6-2  | 190 | R-Fr. | Miami, Fla./Belen Jesuit Prep               |
| 40 | Boggs, Reece            | TE    | 6-4  | 230 | Fr.   | Cincinnati, Ohio/Moeller                    |
| 41 | McAllister, Elijah      | OLB   | 6-6  | 263 | R-Fr. | Rumson, N.J./Rumson Fair Haven              |
| 42 | Coleman, Camden         | S     | 6-2  | 202 | So.   | Champaign, Ill./University Laboratory       |
| 43 | Brown, Tré              | LB    | 5-11 | 205 | Fr.   | Loganville, Ga./Grayson                     |
| 44 | Clark, Will             | FB    | 6-1  | 228 | So.   | Andalusia, Ala./Andalusia                   |
| 44 | James, Christian        | DE    | 6-5  | 255 | Fr.   | Memphis, Tenn./Christian Brothers           |
| 45 | Markel, Cody            | TE    | 6-5  | 250 | Sr.   | Middleton, Wis./Middleton                   |
| 46 | Starling, Keithian      | WR    | 6-0  | 184 | Jr.   | Nashville, Tenn./Nashville Christian        |
| 47 | Farley, Wes             | K     | 6-1  | 170 | So.   | New Canaan, Conn./New Canaan                |
| 48 | Mintze, Andre           | OLB   | 6-3  | 246 | R-Fr. | Philadelphia, Pa./Imhotep Institute         |
| 49 | Drevno, Zach            | LS    | 6-0  | 220 | So.   | Saline, Mich./Saline                        |
| 50 | McMoore, Sean           | C/OG  | 6-4  | 292 | R-Jr. | Kapolei, Hawaii/Kapolei                     |
| 51 | Blanton, Luke           | ILB   | 6-2  | 225 | So.   | Dallas, Texas/Highland Park                 |
| 52 | Brown, Alex             | OLB   | 6-2  | 235 | So.   | San Antonio, Texas/Claudia T. Johnson       |
| 53 | Godwin, Rowan           | OG    | 6-4  | 308 | Gr.   | Dothan, Ala./Providence Christian           |
| 54 | Steen, Tyler            | OG/OT | 6-5  | 305 | R-Fr. | Miami, Fla./St. Thomas Aquinas              |
| 55 | Davis, Daevion          | DT    | 6-2  | 302 | Fr.   | Madison, Ala./James Clemens                 |
| 56 | Maddox, Brandon         | DT/DE | 6-3  | 290 | Jr.   | North Augusta, S.C./North Augusta           |
| 56 | Young, Saige            | OG    | 6-4  | 305 | Sr.   | Versailles, Ky./Woodford County             |
| 57 | Sa'o, Josiah            | DT    | 6-2  | 295 | R-Jr. | San Diego, Calif./Kearney                   |
| 59 | Meyer, Scott            | LS    | 6-1  | 235 | Gr.   | Alpharetta, Ga./Blessed Trinity Catholic    |
| 61 | Buchanan, Jonah         | OG    | 6-4  | 285 | R-So. | Honolulu, Hawaii/Iolani                     |
| 62 | Hernandez, Julian       | OG    | 6-4  | 295 | Fr.   | Davie, Fla./St. Thomas Aquinas              |
| 63 | Miller, Grant           | C/OG  | 6-4  | 295 | R-So. | Ft. Lauderdale, Fla./St. Thomas Aquinas     |
| 64 | Lorenz, Carlton         | OG    | 6-4  | 285 | Jr.   | Studio City, Calif./Bishop Alemany          |
| 65 | Warden, Michael         | OG    | 6-2  | 287 | Jr.   | Loveland, Ohio/Summit Country Day           |
| 66 | Robinson, Cameron       | DT    | 6-0  | 290 | Jr.   | Mobile, Ala./Murphy                         |
| 69 | Bapst, Brayden          | OT    | 6-6  | 270 | Fr.   | Washington, D.C./St. John's College         |
| 71 | Fitzgerald Donald       | OT    | 6-8  | 300 | Fr.   | Nashville, Tenn./Hillsboro                  |
| 72 | Dawkins, Dan            | C/OG  | 6-3  | 305 | R-Fr. | Staten Island, N.Y./The Peddie School       |
| 73 | Stewart, Jonathan       | OT    | 6-7  | 326 | R-So. | Lawrenceville, Ga./Mountain View            |
| 74 | Clemens, Cole           | OG/OT | 6-6  | 320 | Jr.   | South Jordan, Utah/Bingham                  |
| 77 | Cochran, Devin          | OT    | 6-7  | 318 | R-Jr. | Norcross, Ga./Greater Atlanta Christian     |
| 78 | Bailey, Bryce           | OT    | 6-5  | 305 | R-So. | Newburgh, Ind./Castle                       |
| 79 | Sadler, Sean            | DE    | 6-3  | 238 | Jr.   | Oklahoma City, Okla./Edmond Memorial        |
| 80 | Pinkney, Jared          | TE    | 6-5  | 260 | Sr.   | Norcross, Ga./Norcross                      |
| 81 | Bostic, James           | WR    | 6-3  | 218 | R-So. | Ft. Lauderdale, Fla./Cardinal Gibbons       |
| 83 | Bolar, C.J.             | WR    | 6-1  | 190 | So.   | Purvis, Miss./Purvis                        |
| 84 | Ball, Justin            | TE    | 6-6  | 230 | Fr.   | Glenn Dale, Md./Gonzaga Prep                |
| 85 | DeCoursey, Joel         | TE    | 6-4  | 235 | Fr.   | Zionsville, Ind./Zionsville Community       |
| 86 | Bresnahan, Ben          | TE    | 6-4  | 245 | R-Fr. | Cumming, Ga./West Forsyth                   |
| 87 | Abdur-Rahman, Amir      | WR    | 6-4  | 210 | So.   | Atlanta, Ga./Mays                           |
| 88 | Harrison, Jayden        | WR    | 5-10 | 192 | Fr.   | Nashville, Tenn./Pearl-Cohn                 |
| 88 | Owusu, Michael          | OLB   | 6-5  | 238 | R-So. | Oxnard, Calif./Oaks Christian               |
| 89 | Kopp, Braden            | TE    | 6-5  | 270 | R-Jr. | Houston, Texas/Houston Christian            |
| 90 | Tidd, Cameron           | DT/DE | 6-3  | 300 | R-Jr. | Greenwood, Ind./Center Grove                |
| 91 | Birchmeier, Drew        | DT/DE | 6-4  | 300 | R-Jr. | Midlothian, Va./Cosby                       |
| 92 | Green, Derek            | DT    | 6-5  | 310 | Fr.   | Richlands, N.C./Southwest                   |
| 93 | Thomas-Ailara, Tolu     | DL    | 6-3  | 230 | So.   | Chicago Heights, Ill./Marian Catholic       |
| 94 | Reitmaier, Rutger       | DT/DE | 6-3  | 265 | R-So. | Nashville, Tenn./Lipscomb Academy           |
| 95 | Smith, Harrison         | P     | 5-10 | 186 | So.   | Franklin, Tenn./Brentwood Academy           |
| 96 | Clifton, Nate           | DE    | 6-5  | 260 | Fr.   | La Vergne, Tenn./Brentwood Academy          |
| 97 | Surgers, Lorenza        | DE    | 6-5  | 250 | R-Fr. | Cary, N.C./Panther Creek                    |
| 98 | Guay, Ryley             | K     | 5-10 | 191 | Sr.   | Naperville, Ill./Benet Academy              |
| 99 | Edwards, Stone          | DL    | 6-5  | 280 | R-So. | Hillsborough, N.C./Orange                   |


# Academic Roster


|    |                         |       |      |     |       |  |    |                        |      |      |     |       |            |
|----|-------------------------|-------|------|-----|-------|--|----|------------------------|------|------|-----|-------|------------|
| 9  | Peart, Caleb            | OLB   | 6-1  | 237 | Grad. | African American & Diaspora • Medicine, Health and Society | 3  | Daley, Tae             | S    | 6-0  | 202 | Jr.   | Sociology  |
| 2  | Wallace, Deuce          | QB    | 6-2  | 212 | R-Jr. | American Studies   | 64 | Lorenz, Carlton        | OL   | 6-4  | 285 | Jr.   | Sociology  |
| 98 | Guay, Ryley             | K     | 5-10 | 191 | Sr.   | Biochemistry, Chemical Biology                             | 12 | DeVault-Smith, Brayden | ILB  | 6-3  | 234 | R-So. | Sociology  |
| 52 | Brown, Alex             | OLB   | 6-2  | 235 | So.   | Biology  | 4  | Haynie, Randall        | CB   | 6-0  | 185 | R-So. | Sociology  |
| 48 | Mintze, Andre           | OLB   | 6-3  | 246 | R-Jr. | Cinema & Media Arts • Medicine, Health and Society         | 95 | Reitmaier, Rutger      | DE   | 6-3  | 265 | R-So. | Sociology  |
| 7  | Moore, Dimitri          | ILB   | 6-3  | 230 | Jr.   | Cinema & Media Arts  | 8  | Lashawn Paulino-Bell   | OLB  | 6-4  | 245 | R-So. | Undeclared |
| 18 | Anderson, Colin         | ILB   | 6-2  | 230 | R-So. | Communication of Science and Technology                    | 87 | Abdur-Rahman, Amir     | WR   | 6-4  | 210 | So.   | Undeclared |
| 80 | Pinkney, Jared          | TE    | 6-5  | 260 | R-Sr. | Communication Studies                                      | 16 | Anderson, BJ           | CB   | 6-1  | 184 | So.   | Undeclared |
| 61 | Buchanan, Jonah         | OG    | 6-4  | 285 | R-So. | Computer Science • Mathematics                             | 51 | Blanton, Luke          | ILB  | 6-2  | 225 | So.   | Undeclared |
| 18 | Hasan, Mo               | QB    | 6-3  | 205 | R-Jr. | Economics • History  | 83 | Bolar, C.J.            | WR   | 6-1  | 190 | So.   | Undeclared |
| 74 | Clemens, Cole           | OG/OT | 6-6  | 320 | Jr.   | Economics  | 12 | Bowen, Jack            | QB   | 6-0  | 185 | So.   | Undeclared |
| 31 | Pryor, Mitchell         | RB    | 6-1  | 211 | So.   | Economics  | 86 | Bresnahan, Ben         | TE   | 6-4  | 245 | So.   | Undeclared |
| 35 | White, Kyle             | LS    | 6-0  | 210 | So.   | Economics  | 52 | Brown, Alex            | OLB  | 6-2  | 235 | So.   | Undeclared |
| 39 | Rice, Javan             | K     | 6-2  | 190 | R-Fr. | Economics  | 44 | Clark, Will            | FB   | 6-1  | 228 | So.   | Undeclared |
| 46 | Starling, Keithian      | WR    | 6-0  | 184 | Jr.   | Engineering Science  | 42 | Coleman, Camden        | S    | 6-2  | 202 | So.   | Undeclared |
| 77 | Cochran, Devin          | OT    | 6-7  | 318 | R-Jr. | Human & Organizational Development                         | 37 | Cooke, Pierson         | P    | 6-0  | 180 | So.   | Undeclared |
| 22 | Quillen, Austin         | S     | 5-11 | 195 | R-Jr. | Human & Organizational Development                         | 72 | Dawkins, Dan           | C/OG | 6-3  | 305 | So.   | Undeclared |
| 63 | Miller, Grant           | C/OG  | 6-4  | 295 | R-So. | Human & Organizational Development                         | 20 | Douglas, Tré           | CB   | 6-2  | 200 | So.   | Undeclared |
| 17 | Afemui, Feleti          | ILB   | 6-3  | 243 | So.   | Human & Organizational Development                         | 49 | Drevno, Zach           | LS   | 6-0  | 220 | So.   | Undeclared |
| 12 | Bowen, Jack             | QB    | 6-0  | 185 | So.   | Human & Organizational Development                         | 47 | Farley, Wes            | K    | 5-9  | 160 | So.   | Undeclared |
| 49 | Drevno, Zach            | LS    | 6-0  | 220 | So.   | Human & Organizational Development                         | 13 | Harris, Brendon        | S    | 6-1  | 208 | So.   | Undeclared |
| 91 | Birchmeier, Drew        | DT    | 6-4  | 300 | R-Jr. | Law, History and Society                                   | 33 | Jerkins, Dashaun       | CB   | 6-0  | 190 | So.   | Undeclared |
| 89 | Kopp, Braden            | TE    | 6-5  | 270 | R-Jr. | Law, History and Society                                   | 7  | Johnson, Cam           | WR   | 6-0  | 190 | So.   | Undeclared |
| 59 | Meyer, Scott            | LS    | 6-1  | 235 | Grad. | Leadership and Organizational Performance                  | 35 | Langham, Malik         | DE   | 6-5  | 290 | So.   | Undeclared |
| 6  | Neal, Riley             | QB    | 6-6  | 225 | Grad. | Learning, Diversity and Health Studies                     | 3  | Marlow, Ja'Veon        | RB   | 5-11 | 190 | So.   | Undeclared |
| 31 | Watkins, Cam            | CB    | 6-0  | 203 | Grad. | Learning, Diversity and Health Studies                     | 30 | Masina, Salua          | ILB  | 6-3  | 225 | So.   | Undeclared |
| 34 | Zinn-Turner, Eddie      | DT    | 6-1  | 315 | Grad. | Learning, Diversity and Health Studies                     | 41 | McAllister, Elijah     | OLB  | 6-6  | 263 | So.   | Undeclared |
| 11 | Shelton-Mosley, Justice | WR    | 5-10 | 196 | Grad. | Marketing  | 24 | Orji, Alston           | ILB  | 6-2  | 240 | So.   | Undeclared |
| 53 | Godwin, Rowan           | OG    | 6-4  | 308 | Grad. | Medicine, Health and Society                               | 94 | Reitmaier, Rutger      | DE   | 6-3  | 265 | So.   | Undeclared |
| 38 | Barksdale, Gil          | S     | 5-10 | 183 | Sr.   | Medicine, Health and Society                               | 31 | Pryor, Mitchell        | RB   | 6-1  | 211 | So.   | Undeclared |
| 56 | Young, Saige            | OG    | 6-4  | 305 | Sr.   | Medicine, Health and Society                               | 39 | Rice, Javan            | K    | 6-2  | 190 | So.   | Undeclared |
| 2  | Coppet, Frank           | S     | 5-11 | 192 | R-Jr. | Medicine, Health and Society                               | 10 | Schoenwald, Gavin      | TE   | 6-4  | 238 | So.   | Undeclared |
| 15 | Hamilton, Elijah        | CB    | 6-1  | 205 | R-Jr. | Medicine, Health and Society                               | 95 | Smith, Harrison        | P    | 5-10 | 186 | So.   | Undeclared |
| 57 | Sa'o, Josiah            | DT    | 6-2  | 295 | R-Jr. | Medicine, Health and Society                               | 54 | Steen, Tyler           | OL   | 6-5  | 305 | So.   | Undeclared |
| 90 | Tidd, Cameron           | DT/DE | 6-3  | 300 | R-Jr. | Medicine, Health and Society                               | 97 | Surgers, Lorenza       | DE   | 6-5  | 250 | So.   | Undeclared |
| 56 | Maddox, Brandon         | DT/DE | 6-3  | 290 | Jr.   | Medicine, Health and Society                               | 93 | Thomas-Ailara, Tolu    | DL   | 6-3  | 230 | So.   | Undeclared |
| 10 | Odeyingbo, Dayo         | DE    | 6-6  | 280 | Jr.   | Medicine, Health and Society                               | 15 | Walters, Allan         | QB   | 6-2  | 210 | So.   | Undeclared |
| 66 | Robinson, Cameron       | DT    | 6-0  | 290 | Jr.   | Medicine, Health and Society                               | 35 | White, Kyle            | TE   | 6-0  | 220 | So.   | Undeclared |
| 5  | Williams, DC            | CB    | 5-11 | 192 | Jr.   | Medicine, Health and Society                               | 84 | Ball, Justin           | TE   | 6-6  | 230 | Fr.   | Undeclared |
| 78 | Bailey, Bryce           | OT    | 6-5  | 305 | R-So. | Medicine, Health and Society                               | 69 | Bapst, Brayden         | OT   | 6-6  | 270 | Fr.   | Undeclared |
| 81 | Bostic, James           | WR    | 6-3  | 218 | R-So. | Medicine, Health and Society                               | 14 | Boddie, Devin          | WR   | 5-11 | 178 | Fr.   | Undeclared |
| 88 | Owusu, Michael          | OLB   | 6-5  | 238 | R-So. | Medicine, Health and Society                               | 40 | Boggs, Reece           | TE   | 6-4  | 230 | Fr.   | Undeclared |
| 28 | George, Allan           | CB    | 6-1  | 185 | R-So. | Medicine, Health and Society                               | 21 | Brooks, Keyon          | RB   | 6-1  | 202 | Fr.   | Undeclared |
| 86 | Bresnahan, Ben          | TE    | 6-4  | 245 | R-Fr. | Medicine, Health and Society                               | 43 | Brown, Tré             | LB   | 5-11 | 205 | Fr.   | Undeclared |
| 95 | Smith, Harrison         | P     | 5-10 | 190 | So.   | Neuroscience   | 96 | Clifton, Nate          | DE   | 6-5  | 260 | Fr.   | Undeclared |
| 99 | Edwards, Stone          | DE    | 6-5  | 280 | R-So. | Psychology   | 55 | Davis, Daevion         | DT   | 6-2  | 302 | Fr.   | Undeclared |
| 5  | Vaughn, Ke'Shawn        | RB    | 5-10 | 218 | R-Sr. | Sociology  | 85 | DeCoursey, Joel        | TE   | 6-4  | 235 | Fr.   | Undeclared |
| 16 | Lipscomb, Kalija        | WR    | 6-1  | 201 | Sr.   | Sociology  | 71 | Fitzgerald, Donald     | OT   | 6-8  | 300 | Fr.   | Undeclared |
| 21 | Hebert, Kenny           | OLB   | 6-4  | 237 | R-Jr. | Sociology  | 92 | Green, Derek           | DT   | 6-5  | 310 | Fr.   | Undeclared |
| 50 | McMoore, Sean           | OL    | 6-4  | 292 | R-Jr. | Sociology  | 11 | Harris, Justin         | S    | 6-1  | 180 | Fr.   | Undeclared |
|    |                         |       |      |     |       |  | 88 | Harrison, Jayden       | WR   | 5-10 | 192 | Fr.   | Undeclared |
|    |                         |       |      |     |       |  | 62 | Hernandez, Julian      | OG   | 6-4  | 295 | Fr.   | Undeclared |
|    |                         |       |      |     |       |  | 44 | James, Christian       | DE   | 6-5  | 255 | Fr.   | Undeclared |
|    |                         |       |      |     |       |  | 6  | Jeudy, Gabe            | CB   | 6-1  | 180 | Fr.   | Undeclared |
|    |                         |       |      |     |       |  | 23 | Mahoney, Jaylen        | CB   | 5-11 | 183 | Fr.   | Undeclared |
|    |                         |       |      |     |       |  | 26 | Orji, Anfernee         | S    | 6-2  | 222 | Fr.   | Undeclared |
|    |                         |       |      |     |       |  | 27 | Sands, Tre             | DB   | 5-11 | 190 | Fr.   | Undeclared |
|    |                         |       |      |     |       |  | 9  | Tran-Reno, JR          | RB   | 6-1  | 206 | Fr.   | Undeclared |
|    |                         |       |      |     |       |  | 36 | Wheatley, Jared        | P    | 6-1  | 195 | Fr.   | Undeclared |


## Geographical Roster


|                            |       |      |     |       |  |                           |       |      |     |       |   |
|----------------------------|-------|------|-----|-------|--|---------------------------|-------|------|-----|-------|---|
| 16 Anderson, BJ            | CB    | 6-1  | 184 | R-Fr. | Andalusia, Ala./Andalusia                | 12 Bowen, Jack            | QB    | 6-0  | 185 | So.   | Grand Rapids, Mich./Catholic Central        |
| 18 Anderson, Colin         | ILB   | 6-2  | 230 | R-So. | Florence, Ala./Brooks                    | 37 Cooke, Pierson         | P     | 6-0  | 200 | So.   | Bloomfield Hills, Mich./Cranbrook-Kingswood |
| 44 Clark, Will             | FB    | 6-1  | 228 | So.   | Andalusia, Ala./Andalusia                | 49 Drevno, Zach           | LS    | 6-0  | 220 | So.   | Saline, Mich./Saline                        |
| 55 Davis, Daevid           | DT    | 6-2  | 302 | Fr.   | Madison, Ala./James Clemens              |                           |       |      |     |       |   |
| 28 George, Allan           | CB    | 6-1  | 185 | R-So. | Andalusia, Ala./Andalusia                | 83 Bolar, C.J.            | WR    | 6-1  | 190 | So.   | Purvis, Miss./Purvis                        |
| 53 Godwin, Rowan           | OG    | 6-4  | 308 | Gr.   | Dothan, Ala./Providence Christian        |                           |       |      |     |       |   |
| 11 Harris, Justin          | S     | 6-1  | 180 | Fr.   | Attalla, Ala./Etowah                     | 41 McAllister, Elijah     | OLB   | 6-6  | 263 | R-Fr. | Rumson, N.J./Rumson Fair Haven              |
| 35 Langham, Malik          | DT/DE | 6-4  | 290 | R-Fr. | Huntsville, Ala./Lee                     | 15 Walters, Allan         | QB    | 6-2  | 210 | R-Fr. | Chatham, N.J./The Peddie School             |
| 66 Robinson, Cameron       | DT    | 6-0  | 290 | Jr.   | Mobile, Ala./Murphy                      |                           |       |      |     |       |   |
| 9 Tran-Reno, JR            | RB    | 6-1  | 206 | Fr.   | Birmingham, Ala./Briarwood Christian     | 72 Dawkins, Dan           | C     | 6-3  | 305 | R-Fr. | Staten Island, N.Y./The Peddie School       |
|                            |       |      |     |       |  |                           |       |      |     |       |   |
| 9 Peart, Caleb             | OLB   | 6-1  | 232 | Gr.   | Chandler, Ariz./Hamilton                 | 99 Edwards, Stone         | DL    | 6-5  | 280 | R-So. | Hillsborough, N.C./Orange                   |
| 35 White, Kyle             | TE    | 6-0  | 220 | So.   | Scottsdale, Ariz./Notre Dame Prep        | 92 Green, Derek           | DT    | 6-5  | 310 | Fr.   | Richlands, N.C./Southwest                   |
|                            |       |      |     |       |  | 6 Jedy, Gabe              | CB    | 6-1  | 180 | Fr.   | Charlotte, N.C./Ardrey Kell                 |
| 64 Lorenz, Carlton         | OG    | 6-4  | 285 | Jr.   | Studio City, Calif./Bishop Alemany       | 97 Surgers, Lorenza       | DE    | 6-5  | 250 | R-Fr. | Cary, N.C./Panther Creek                    |
| 88 Owusu, Michael          | OLB   | 6-5  | 238 | R-So. | Oxnard, Calif./Oaks Christian            | 36 Wheatley, Jared        | P     | 6-1  | 195 | Fr.   | Indian Trail, N.C./Porter Ridge             |
| 57 Sa'o, Josiah            | DT    | 6-2  | 295 | R-Jr. | San Diego, Calif./Kearney                |                           |       |      |     |       |   |
| 11 Shelton-Mosley, Justice | WR    | 5-10 | 196 | Gr.   | Sacramento, Calif./Capital Christian     |                           |       |      |     |       |   |
|                            |       |      |     |       |  |                           |       |      |     |       |   |
| 47 Farley, Wes             | K     | 5-9  | 160 | So.   | New Canaan, Conn./New Canaan             | 38 Barksdale, Gil         | S     | 5-10 | 190 | Sr.   | Solon, Ohio/Solon                           |
| 31 Pryor, Mitchell         | RB    | 6-1  | 211 | So.   | Darien, Conn./Darien                     | 40 Boggs, Reece           | TE    | 6-4  | 230 | Fr.   | Cincinnati, Ohio/Moeller                    |
|                            |       |      |     |       |  | 65 Warden, Michael        | OG    | 6-2  | 287 | Jr.   | Loveland, Ohio/Summit Country Day           |
|                            |       |      |     |       |  | 34 Zinn-Turner, Eddie     | DT    | 6-1  | 315 | Gr.   | Canton, Ohio/Malvern                        |
|                            |       |      |     |       |  |                           |       |      |     |       |   |
| 87 Abdur-Rahman, Amir      | WR    | 6-4  | 210 | So.   | Atlanta, Ga./Mays                        | 22 Quillen, Austin        | S     | 5-11 | 195 | R-Jr. | Jenks, Okla./Jenks                          |
| 86 Bresnahan, Ben          | TE    | 6-4  | 245 | R-Fr. | Cumming, Ga./West Forsyth                | 79 Sadler, Sean           | DE    | 6-3  | 238 | Jr.   | Oklahoma City, Okla./Edmond Memorial        |
| 21 Brooks, Keyon           | RB    | 6-1  | 202 | Fr.   | Powder Springs, Ga./Kennesaw Mountain    | 13 Winrow, Jackson        | WR    | 6-0  | 193 | R-Jr. | Shawnee, Okla./Shawnee                      |
| 43 Brown, Tré              | LB    | 5-11 | 205 | Fr.   | Loganville, Ga./Grayson                  |                           |       |      |     |       |   |
| 77 Cochran, Devin          | OT    | 6-7  | 318 | R-Jr. | Norcross, Ga./Greater Atlanta Christian  | 48 Mintze, Andre          | OLB   | 6-3  | 246 | R-Fr. | Philadelphia, Pa./Imhotep Institute         |
| 3 Daley, Tae               | S     | 6-0  | 202 | Jr.   | Warner Robins, Ga./Northside             |                           |       |      |     |       |   |
| 20 Douglas, Tré            | CB    | 6-2  | 202 | R-Fr. | McDonough, Ga./Eagles Landing Christian  | 56 Maddox, Brandon        | DT/DE | 6-3  | 290 | Jr.   | North Augusta, S.C./North Augusta           |
| 15 Hamilton, Elijah        | CB    | 6-2  | 205 | R-Jr. | Roswell, Ga./Blessed Trinity Catholic    | 23 Mahoney, Jaylen        | DB    | 5-11 | 183 | Fr.   | Rock Hill, S.C./South Pointe                |
| 59 Meyer, Scott            | LS    | 6-1  | 235 | Gr.   | Alpharetta, Ga./Blessed Trinity Catholic |                           |       |      |     |       |   |
| 80 Pinkney, Jared          | TE    | 6-5  | 260 | Sr.   | Norcross, Ga./Norcross                   |                           |       |      |     |       |   |
| 73 Stewart, Jonathan       | OT    | 6-7  | 326 | R-So. | Lawrenceville, Ga./Mountain View         |                           |       |      |     |       |   |
|                            |       |      |     |       |  |                           |       |      |     |       |   |
| 81 Bostic, James           | WR    | 6-3  | 218 | R-So. | Ft. Lauderdale, Fla./Cardinal Gibbons    | 14 Boddie, Devin          | WR    | 5-11 | 178 | Fr.   | Memphis, Tenn./Whitehaven                   |
| 2 Coppet, Frank            | S     | 5-11 | 192 | R-Jr. | Ft. Lauderdale, Fla./St. Thomas Aquinas  | 96 Clifton, Nate          | DE    | 6-5  | 260 | Fr.   | La Vergne, Tenn./Brentwood Academy          |
| 18 Hasan, Mo               | QB    | 6-3  | 205 | R-Jr. | Miami, Fla./Dillard                      | 12 DeVault-Smith, Brayden | ILB   | 6-3  | 234 | R-So. | Nashville, Tenn./Pearl-Cohn                 |
| 4 Haynie, Randall          | CB    | 6-0  | 185 | R-So. | Ft. Lauderdale, Fla./Cardinal Gibbons    | 71 Fitzgerald Donald      | OT    | 6-8  | 300 | Fr.   | Nashville, Tenn./Hillsboro                  |
| 62 Hernandez, Julian       | OG    | 6-4  | 295 | Fr.   | Davie, Fla./St. Thomas Aquinas           | 13 Harris, Brendon        | S     | 6-1  | 208 | R-Fr. | Chattanooga, Tenn./Baylor School            |
| 3 Marlow, Ja'Veon          | RB    | 5-11 | 190 | R-Fr. | Winter Haven, Fla./Winter Haven Senior   | 88 Harrison, Jayden       | WR    | 5-10 | 192 | Fr.   | Nashville, Tenn./Pearl-Cohn                 |
| 63 Miller, Grant           | C/OG  | 6-4  | 295 | R-So. | Ft. Lauderdale, Fla./St. Thomas Aquinas  | 44 James, Christian       | DE    | 6-5  | 255 | Fr.   | Memphis, Tenn./Christian Brothers           |
| 8 Paulino-Bell, Lashawn    | OLB   | 6-4  | 245 | R-So. | Ft. Lauderdale, Fla./St. Thomas Aquinas  | 7 Johnson, Cam            | WR    | 6-0  | 190 | R-Fr. | Brentwood, Tenn./Brentwood Academy          |
| 39 Rice, Javan             | K     | 6-2  | 190 | R-Fr. | Miami, Fla./Belen Jesuit Prep            | 94 Reitmaier, Rutger      | DT/DE | 6-3  | 265 | R-So. | Nashville, Tenn./Lipscomb Academy           |
| 54 Steen, Tyler            | OG/OT | 6-5  | 305 | R-Fr. | Miami, Fla./St. Thomas Aquinas           | 10 Schoenwald, Gavin      | TE    | 6-4  | 238 | R-Fr. | Brentwood, Tenn./Brentwood Academy          |
| 32 Wakefield, Jamauri      | RB    | 6-1  | 220 | R-Jr. | Jacksonville, Fla./Providence            | 95 Smith, Harrison        | P     | 5-10 | 186 | So.   | Franklin, Tenn./Brentwood Academy           |
| 5 Williams, DC             | DB    | 5-11 | 192 | Jr.   | Miami, Fla./St. Thomas Aquinas           | 46 Starling, Keithian     | WR    | 6-0  | 184 | Jr.   | Nashville, Tenn./Nashville Christian        |
| 14 Worship, Max            | S     | 6-1  | 202 | So.   | Ft. Lauderdale, Fla./Cardinal Gibbons    | 29 Starr, Brett           | ILB   | 6-1  | 228 | Jr.   | Nashville, Tenn./Montgomery Bell            |
|                            |       |      |     |       |  | 5 Vaughn, Ke'Shawn        | RB    | 5-10 | 218 | R-Sr. | Nashville, Tenn./Pearl-Cohn                 |
|                            |       |      |     |       |  | 2 Wallace, Deuce          | QB    | 6-2  | 212 | R-Jr. | Sevierville, Tenn./Sevier County            |
|                            |       |      |     |       |  | 31 Watkins, Cam           | CB    | 6-0  | 203 | Gr.   | Nashville, Tenn./Pearl-Cohn                 |
|                            |       |      |     |       |  |                           |       |      |     |       |   |
| 17 Afemui, Feleti          | ILB   | 6-3  | 243 | R-So. | Kahului, Hawaii/Maui                     | 51 Blanton, Luke          | ILB   | 6-2  | 225 | So.   | Dallas, Texas/Highland Park                 |
| 61 Buchanan, Jonah         | OG    | 6-4  | 285 | R-So. | Honolulu, Hawaii/Iolani                  | 52 Brown, Alex            | OLB   | 6-2  | 235 | So.   | San Antonio, Texas/Claudia T. Johnson       |
| 50 McMoore, Sean           | C/OG  | 6-4  | 292 | R-Jr. | Kapolei, Hawaii/Kapolei                  | 89 Kopp, Braden           | TE    | 6-5  | 270 | R-Jr. | Houston, Texas/Houston Christian            |
|                            |       |      |     |       |  | 7 Moore, Dimitri          | ILB   | 6-3  | 230 | Jr.   | Cedar Hill, Texas/Cedar Hill                |
| 56 Young, Saige            | OG    | 6-4  | 305 | Sr.   | Versailles, Ky./Woodford County          | 10 Odeyingbo, Dayo        | DE    | 6-6  | 280 | Jr.   | Irving, Texas/Carrollton Ranchview          |
|                            |       |      |     |       |  | 24 Orji, Alston           | ILB   | 6-2  | 240 | So.   | Rockwall, Texas/Rockwall                    |
| 21 Hebert, Kenny           | OLB   | 6-4  | 237 | R-Jr. | New Orleans, La./Holy Cross              | 26 Orji, Anfernee         | S     | 6-2  | 222 | Fr.   | Rockwall, Texas/Rockwall                    |
| 16 Lipscomb, Kalija        | WR    | 6-1  | 201 | Sr.   | New Orleans, La./Jesuit                  | 27 Sands, Tre             | DB    | 5-11 | 190 | Fr.   | San Antonio, Texas/Johnson                  |
|                            |       |      |     |       |  |                           |       |      |     |       |   |
| 42 Coleman, Camden         | S     | 6-2  | 202 | So.   | Champaign, Ill./University Laboratory    | 74 Clemens, Cole          | OG/OT | 6-6  | 320 | Jr.   | South Jordan, Utah/Bingham                  |
| 98 Guay, Ryley             | K     | 5-10 | 191 | Sr.   | Naperville, Ill./Benet Academy           | 30 Masina, Salua          | ILB   | 6-3  | 225 | R-Fr. | Salt Lake City, Utah/Brighton               |
| 93 Thomas-Ailara, Tolu     | DL    | 6-3  | 230 | So.   | Chicago Heights, Ill./Marian Catholic    |                           |       |      |     |       |   |
|                            |       |      |     |       |  |                           |       |      |     |       |   |
| 78 Bailey, Bryce           | OT    | 6-5  | 305 | R-So. | Newburgh, Ind./Castle                    | 91 Birchmeier, Drew       | DT/DE | 6-4  | 300 | R-Jr. | Midlothian, Va./Cosby                       |
| 85 DeCoursey, Joel         | TE    | 6-4  | 235 | Fr.   | Zionsville, Ind./Zionsville Community    | 33 Jerkins, Dashaun       | CB    | 6-0  | 190 | R-Fr. | Woodbridge, Va./Woodbridge                  |
| 6 Neal, Riley              | QB    | 6-6  | 225 | Gr.   | Yorktown, Ind./Yorktown                  | 19 Pierce, Chris          | WR    | 6-4  | 225 | Jr.   | Smithfield, Va./Smithfield                  |
| 90 Tidd, Cameron           | DT/DE | 6-3  | 300 | R-Jr. | Greenwood, Ind./Center Grove             |                           |       |      |     |       |   |
|                            |       |      |     |       |  | 69 Bapst, Brayden         | OT    | 6-6  | 270 | Fr.   | Washington, D.C./St. John's College         |
| 84 Ball, Justin            | TE    | 6-6  | 230 | Fr.   | Glenn Dale, Md./Gonzaga Prep             | 45 Markel, Cody           | TE    | 6-5  | 250 | Sr.   | Middleton, Wis./Middleton                   |


## Student-Athlete Profiles


|           |   |  |                |           |             |              |             |              |            |            |             |
|-----------|---|--|----------------|-----------|-------------|--------------|-------------|--------------|------------|------------|-------------|
| <b>QB</b> |  | <b>6 • RILEY NEAL • 6-5 • 220 • Graduate • Yorktown, Ind. • Yorktown</b>   | <b>PASSING</b> | <b>G</b>  | <b>Comp</b> | <b>Att</b>   | <b>Pct</b>  | <b>Yards</b> | <b>TDs</b> | <b>Int</b> | <b>Long</b> |
|           |   | <ul style="list-style-type: none"> <li>• 2019 Johnny Unitas Golden Arm preseason watch list</li> <li>• Working toward master's degree in learning, diversity and urban studies</li> <li>• Played last four years at Ball State where he started 30 games at quarterback</li> <li>• 14-of-25, 85 yards in first Commodore start (vs. Georgia, 8/31/2019)</li> <li>• Two-time Academic All-Mid American Conference (2016, 2018)</li> <li>• Earned undergraduate degree in business administration from Ball State</li> </ul> | 2019 (Vandy)   | 3         | 53          | 91           | 58.2        | 669          | 3          | 2          | 75          |
|           |   |  | 2018 (Ball St) | 9         | 194         | 335          | 57.9        | 1,917        | 11         | 4          | 52          |
|           |   |  | 2017 (Ball St) | 3         | 67          | 99           | 67.7        | 659          | 6          | 3          | 27          |
|           |   |  | 2016 (Ball St) | 11        | 242         | 394          | 61.4        | 2,541        | 13         | 12         | 62          |
|           |   |  | 2015 (Ball St) | 11        | 228         | 391          | 58.3        | 2,276        | 16         | 6          | 53          |
|           |   |  | <b>TOTAL</b>   | <b>37</b> | <b>784</b>  | <b>1,310</b> | <b>59.9</b> | <b>8,062</b> | <b>49</b>  | <b>27</b>  | <b>75</b>   |


|           |   |  |                |          |             |            |             |              |            |            |             |
|-----------|---|--|----------------|----------|-------------|------------|-------------|--------------|------------|------------|-------------|
| <b>QB</b> |  | <b>2 • DEUCE WALLACE • 6-2 • 212 • Redshirt Junior • Sevierville, Tenn. • Sevier County</b>  | <b>PASSING</b> | <b>G</b> | <b>Comp</b> | <b>Att</b> | <b>Pct</b>  | <b>Yards</b> | <b>TDs</b> | <b>Int</b> | <b>Long</b> |
|           |   | <ul style="list-style-type: none"> <li>• Majoring in American studies</li> <li>• Seen action in first three games as top backup to Riley Neal</li> <li>• Three-star prospect at quarterback</li> <li>• Lettered in football, basketball and baseball at Sevier County (Tenn.)</li> <li>• Younger brother, Chase, is a pitcher for the Tennessee Volunteers</li> <li>• Single-digit handicap in golf</li> </ul> | 2019           | 3        | 13          | 27         | 48.1        | 89           | 0          | 1          | 16          |
|           |   |  | 2018           | -        | -           | -          | DNP         | -            | -          | -          | -           |
|           |   |  | 2017           | 4        | 11          | 22         | 50.0        | 94           | 0          | 0          | 25          |
|           |   |  | <b>TOTAL</b>   | <b>6</b> | <b>24</b>   | <b>49</b>  | <b>49.0</b> | <b>183</b>   | <b>0</b>   | <b>1</b>   | <b>25</b>   |


|           |   |  |                 |           |            |              |             |           |             |
|-----------|---|--|-----------------|-----------|------------|--------------|-------------|-----------|-------------|
| <b>RB</b> |  | <b>5 • KE'SHAWN VAUGHN • 5-10 • 218 • Redshirt Senior • Nashville, Tenn. • Pearl-Cohn</b>  | <b>RUSHING</b>  | <b>G</b>  | <b>Att</b> | <b>Yards</b> | <b>Avg.</b> | <b>TD</b> | <b>Long</b> |
|           |   | <ul style="list-style-type: none"> <li>• Majoring in sociology</li> <li>• Preseason watch lists for Doak Walker Award, Maxwell Award</li> <li>• Coaches, Media Preseason All-SEC second team</li> <li>• Finished stellar 2018 campaign with remarkable 243-yard rushing effort vs. Baylor in Texas Bowl</li> <li>• SEC's leading rusher (1,244 yards) returning from 2018 season</li> <li>• Owns huge fanbase in his hometown, where he starred at Pearl-Cohn High School</li> </ul> | 2019 (Vandy)    | 2         | 32         | 130          | 4.1         | 1         | 23          |
|           |   |  | 2018 (Vandy)    | 12        | 157        | 1,244        | 7.9         | 12        | 78          |
|           |   |  | 2016 (Illinois) | 11        | 60         | 301          | 6.0         | 3         | 65          |
|           |   |  | 2015 (Illinois) | 11        | 157        | 723          | 4.6         | 6         | 78          |
|           |   |  | <b>TOTAL</b>    | <b>36</b> | <b>406</b> | <b>2,398</b> | <b>5.9</b>  | <b>22</b> | <b>78</b>   |


|           |   |  |                |          |            |              |             |           |             |
|-----------|---|--|----------------|----------|------------|--------------|-------------|-----------|-------------|
| <b>RB</b> |  | <b>21 • KEYON BROOKS • 6-1 • 205 • Freshman • Powder Springs, Ga. • Kennesaw Mountain</b>  | <b>RUSHING</b> | <b>G</b> | <b>Att</b> | <b>Yards</b> | <b>Avg.</b> | <b>TD</b> | <b>Long</b> |
|           |   | <ul style="list-style-type: none"> <li>• Undecided on a major</li> <li>• Consensus three-star prospect out of high school</li> <li>• Rushed for 3,569 yards and compiled 36 touchdowns at Kennesaw Mountain HS north of Atlanta</li> <li>• 493 all-purpose yards (331 rushing yards, 162 receiving yards) against Lassister</li> <li>• Saw first collegiate action at Purdue, with three carries</li> <li>• Born in New Orleans</li> </ul> | 2019           | 2        | 8          | 7            | 0.9         | 0         | 6           |
|           |   |  | <b>TOTAL</b>   | <b>2</b> | <b>8</b>   | <b>7</b>     | <b>0.9</b>  | <b>0</b>  | <b>6</b>    |

|           |  |   |                |           |            |              |             |           |             |
|-----------|--|---|----------------|-----------|------------|--------------|-------------|-----------|-------------|
| <b>RB</b> |  | <b>32 • JAMAURI WAKEFIELD • 6-1 • 220 • Redshirt Junior • Jacksonville, Fla. • Providence</b>   | <b>RUSHING</b> | <b>G</b>  | <b>Att</b> | <b>Yards</b> | <b>Avg.</b> | <b>TD</b> | <b>Long</b> |
|           |  | <ul style="list-style-type: none"> <li>• Majoring in political science</li> <li>• Averaged 4.5 yards/carry as redshirt sophomore in 2018</li> <li>• Rushed for 74 yards at Kentucky, and 72 yards against South Carolina</li> <li>• Consensus three-star prospect out of high school</li> <li>• Born and raised in Jacksonville</li> <li>• Three-sport star in high school (football, basketball, track and field)</li> </ul> | 2019           | 1         | 1          | 7            | 7.0         | 0         | 7           |
|           |  |   | 2018           | 11        | 78         | 353          | 4.5         | 2         | 26          |
|           |  |   | 2017           | 11        | 28         | 115          | 4.1         | 0         | 13          |
|           |  |   | <b>TOTAL</b>   | <b>23</b> | <b>107</b> | <b>475</b>   | <b>4.4</b>  | <b>2</b>  | <b>26</b>   |


|           |   |   |                   |           |             |              |             |            |             |              |
|-----------|---|---|-------------------|-----------|-------------|--------------|-------------|------------|-------------|--------------|
| <b>TE</b> |  | <b>JARED PINKNEY • 6-4 • 260 • Redshirt Freshman • Norcross, Ga. • Norcross</b>   | <b>RECEPTIONS</b> | <b>G</b>  | <b>Rec.</b> | <b>Yards</b> | <b>Avg.</b> | <b>TDs</b> | <b>Long</b> | <b>Avg/G</b> |
|           |   | <ul style="list-style-type: none"> <li>• Majoring in communication studies, with desire to enter broadcasting after football career</li> <li>• Preseason watch lists for Walter Camp Award, John Mackey Award, Biletnikoff Award</li> <li>• Coaches, Media Preseason All-SEC (second team)</li> <li>• Preseason All-America (Associated Press, ESPN, SI.com, The Sporting News, Phil Steele)</li> <li>• Posted 50 catches, 774 yards and seven touchdowns in 2018</li> <li>• SEC's active leading tight end with 94 receptions, 1,327 receiving yards, 12 touchdowns</li> </ul> | 2019              | 3         | 9           | 119          | 13.2        | 0          | 30          | 39.7         |
|           |   |   | 2018              | 13        | 50          | 774          | 15.5        | 7          | 53          | 59.5         |
|           |   |   | 2017              | 12        | 22          | 279          | 12.7        | 3          | 38          | 23.3         |
|           |   |   | 2016              | 13        | 22          | 274          | 12.5        | 2          | 21          | 21.1         |
|           |   |   | <b>TOTAL</b>      | <b>41</b> | <b>103</b>  | <b>1,446</b> | <b>13.9</b> | <b>12</b>  | <b>53</b>   | <b>35.3</b>  |


|           |   |   |                   |           |             |              |             |            |             |              |
|-----------|---|---|-------------------|-----------|-------------|--------------|-------------|------------|-------------|--------------|
| <b>TE</b> |  | <b>45 • CODY MARKEL • 6-5 • 250 • Senior • Middleton, Wis. • Middleton</b>  | <b>RECEPTIONS</b> | <b>G</b>  | <b>Rec.</b> | <b>Yards</b> | <b>Avg.</b> | <b>TDs</b> | <b>Long</b> | <b>Avg/G</b> |
|           |   | <ul style="list-style-type: none"> <li>• Majoring in political science and medicine, health and society</li> <li>• Three-time SEC Academic Honor Roll (2016, 2017, 2018)</li> <li>• Earned three starts in multiple tight end formations in 2018; First career catch resulted in a touchdown against Tennessee in 2018</li> <li>• Nominated for the 2019 National Football Foundation College Football Hall of Fame William V. Campbell Trophy</li> <li>• Nominated to American Football Coaches Association FBS Good Works Team due to community service efforts</li> <li>• Founder of Turner's Heroes, a local non-profit that works to brighten the life of ailing youngsters getting treatments in children's hospital</li> </ul> | 2019              | 3         | 16          | 174          | 10.9        | 1          | 49          | 58.0         |
|           |   |   | 2018              | 13        | 87          | 916          | 10.5        | 9          | 68          | 70.5         |
|           |   |   | 2017              | 12        | 37          | 610          | 16.5        | 8          | 47          | 50.8         |
|           |   |   | 2016              | 12        | 27          | 319          | 11.8        | 2          | 45          | 26.6         |
|           |   |   | <b>TOTAL</b>      | <b>40</b> | <b>167</b>  | <b>2,019</b> | <b>12.1</b> | <b>20</b>  | <b>68</b>   | <b>50.5</b>  |


|           |   |   |                   |           |             |              |             |            |             |              |
|-----------|---|---|-------------------|-----------|-------------|--------------|-------------|------------|-------------|--------------|
| <b>WR</b> |  | <b>16 • KALIJA LIPSCOMB • 6-1 • 202 • Senior • New Orleans, La. • Jesuit</b>  | <b>RECEPTIONS</b> | <b>G</b>  | <b>Rec.</b> | <b>Yards</b> | <b>Avg.</b> | <b>TDs</b> | <b>Long</b> | <b>Avg/G</b> |
|           |   | <ul style="list-style-type: none"> <li>• Majoring in sociology</li> <li>• 2019 Biletnikoff Award watch list</li> <li>• Virtual consensus pick for All-SEC preseason teams as senior</li> <li>• SEC's active leader in receptions (151), receiving yards (1,845) and touchdown catches (19)</li> <li>• 87 receptions in 2018 topped SEC, ranks No. 4 all-time by Commodore</li> <li>• Needs five touchdown receptions to set Vanderbilt career record</li> </ul> | 2019              | 3         | 16          | 174          | 10.9        | 1          | 49          | 58.0         |
|           |   |   | 2018              | 13        | 87          | 916          | 10.5        | 9          | 68          | 70.5         |
|           |   |   | 2017              | 12        | 37          | 610          | 16.5        | 8          | 47          | 50.8         |
|           |   |   | 2016              | 12        | 27          | 319          | 11.8        | 2          | 45          | 26.6         |
|           |   |   | <b>TOTAL</b>      | <b>40</b> | <b>167</b>  | <b>2,019</b> | <b>12.1</b> | <b>20</b>  | <b>68</b>   | <b>50.5</b>  |


|           |   |   |                   |          |            |              |            |           |           |
|-----------|---|---|-------------------|----------|------------|--------------|------------|-----------|-----------|
| <b>WR</b> |  | <b>11 • JUSTICE SHELTON-MOSLEY • 5-10 • 196 • Graduate • Sacramento, Calif. • Capital Christian</b>   | <b>RECEPTIONS</b> | <b>G</b> | <b>No.</b> | <b>Yards</b> | <b>Avg</b> | <b>TD</b> | <b>Lg</b> |
|           |   | <ul style="list-style-type: none"> <li>• Enrolled in graduate studies at Vanderbilt this summer</li> <li>• Earned undergraduate degree in economics from Harvard</li> <li>• Averaged 4.7 receptions per outing over 32-game career at Harvard</li> <li>• Amassed big career totals at Harvard: 148 catches, 1,921 receiving yards, 7 TD receptions</li> </ul> | 2019 (Vandy)      | 3        | 7          | 48           | 6.9        | 0         | 23        |
|           |   |   | 2018 (Harvard)    | 4        | 24         | 299          | 12.5       | 0         | 46        |
|           |   |   | 2017 (Harvard)    | 10       | 36         | 465          | 12.9       | 0         | 45        |
|           |   |   | 2016 (Harvard)    | 8        | 48         | 568          | 11.8       | 1         | 39        |
|           |   |   | 2015 (Harvard)    | 10       | 40         | 589          | 14.7       | 6         | 53        |


## Student-Athlete Profiles


|           |   |  |                   |          |             |              |             |            |             |              |
|-----------|---|--|-------------------|----------|-------------|--------------|-------------|------------|-------------|--------------|
| <b>WR</b> |  | <b>83 • C.J. BOLAR • 6-1 • 190 • Sophomore • Purvis, Miss. • Purvis</b>  |                   |          |             |              |             |            |             |              |
|           |   | <ul style="list-style-type: none"> <li>• Undeclared on a major</li> <li>• Started eight games at wide receiver in 2018</li> <li>• 34 receptions is T-4th all-time by a Commodore freshman</li> <li>• Earned SEC Freshman of the Week honors after performance against Tennessee</li> <li>• Posted career-high 93 receiving yards on six catches against Volunteers</li> <li>• Consensus three-star prospect out of Purvis High School (Mississippi)</li> </ul> |                   |          |             |              |             |            |             |              |
|           |   |  | <b>RECEPTIONS</b> | <b>G</b> | <b>Rec.</b> | <b>Yards</b> | <b>Avg.</b> | <b>TDs</b> | <b>Long</b> | <b>Avg.G</b> |
|           |   |  | 2019              | 3        | 5           | 36           | 7.2         | 0          | 9           | 12.0         |
|           |   |  | 2018              | 13       | 34          | 440          | 12.9        | 2          | 49          | 33.8         |
|           |   |  | TOTAL             | 16       | 39          | 476          | 12.2        | 2          | 49          | 29.8         |


|           |   |   |                   |          |             |              |             |            |             |              |
|-----------|---|---|-------------------|----------|-------------|--------------|-------------|------------|-------------|--------------|
| <b>WR</b> |  | <b>7 • Cam Johnson • 6-0 • 190 • Redshirt Freshman • Brentwood, Tenn. • Brentwood Academy</b>   |                   |          |             |              |             |            |             |              |
|           |   | <ul style="list-style-type: none"> <li>• Undeclared on a major</li> <li>• Played four games as freshman in 2018 before injury curtailed his season</li> <li>• Posted three catches for 31 yards and first career touchdown at Purdue</li> <li>• Captured 13 team and individual state titles as prep standout</li> <li>• One of four players on Vanderbilt roster from Brentwood Academy</li> </ul> |                   |          |             |              |             |            |             |              |
|           |   |   | <b>RECEPTIONS</b> | <b>G</b> | <b>Rec.</b> | <b>Yards</b> | <b>Avg.</b> | <b>TDs</b> | <b>Long</b> | <b>Avg.G</b> |
|           |   |   | 2019              | 3        | 7           | 99           | 14.1        | 1          | 28          | 33.3         |
|           |   |   | 2018              | 4        | 4           | 45           | 11.2        | 0          | 14          | 11.2         |
|           |   |   | TOTAL             | 7        | 11          | 144          | 13.1        | 1          | 28          | 20.8         |


|           |   |   |                   |          |             |              |             |            |             |              |
|-----------|---|---|-------------------|----------|-------------|--------------|-------------|------------|-------------|--------------|
| <b>WR</b> |  | <b>19 • CHRIS PIERCE • 6-4 • 225 • Junior • Smithfield, Va. • Smithfield</b>  |                   |          |             |              |             |            |             |              |
|           |   | <ul style="list-style-type: none"> <li>• Majoring in sociology</li> <li>• Started eight games at wide receiver</li> <li>• Had 133 receiving yards on three catches at Purdue</li> <li>• Football and basketball star at Smithfield High School in southeast Virginia</li> <li>• Four-year starter on prep football team</li> <li>• Enjoys boxing</li> </ul> |                   |          |             |              |             |            |             |              |
|           |   |   | <b>RECEPTIONS</b> | <b>G</b> | <b>Rec.</b> | <b>Yards</b> | <b>Avg.</b> | <b>TDs</b> | <b>Long</b> | <b>Avg.G</b> |
|           |   |   | 2019              | 3        | 4           | 149          | 37.2        | 1          | 75          | 74.5         |
|           |   |   | 2018              | 13       | 13          | 128          | 9.8         | 1          | 20          | 9.5          |
|           |   |   | 2017              | 9        | 0           | 0            | 0           | 0          | 0           | 0            |
|           |   |   | TOTAL             | 25       | 17          | 277          | 16.3        | 2          | 75          | 11.5         |

|           |   |   |  |  |
|-----------|---|---|--|--|
| <b>OT</b> |  | <b>74 • COLE CLEMENS • 6-6 • 320 • Redshirt Sophomore • South Jordan, Utah • Bingham</b>  |  |  |
|           |   | <ul style="list-style-type: none"> <li>• Majoring in economics</li> <li>• Prepped at Bingham, one of Utah's top programs</li> <li>• Versatile lineman with 16 career starts, including left tackle and both guard positions</li> <li>• Started first two games of 2019 season at left tackle</li> <li>• Enjoys snow skiing</li> </ul> |  |  |

|           |  |   |  |  |
|-----------|--|---|--|--|
| <b>OT</b> |  | <b>77 • DEVIN COCHRAN • 6-7 • 318 • Redshirt Junior • Norcross, Ga. • Greater Atlanta Christian</b>   |  |  |
|           |  | <ul style="list-style-type: none"> <li>• Majoring in human and organizational development</li> <li>• Preseason All-SEC (Athlons, Phil Steele, Lindys)</li> <li>• SEC Academic Honor Roll recipient (2018)</li> <li>• As redshirt sophomore, played in 96% of offensive snaps</li> <li>• 13-game starter in '18, opened holes for Ke'Shawn Vaughn to rush for 1,244 yards, second-highest season total in team history</li> <li>• Plays two musical instruments</li> </ul> |  |  |

|           |   |   |  |  |
|-----------|---|---|--|--|
| <b>OT</b> |  | <b>63 • GRANT MILLER • 6-4 • 295 • Redshirt Sophomore • Fort Lauderdale, Fla. • St. Thomas Aquinas</b>  |  |  |
|           |   | <ul style="list-style-type: none"> <li>• Undecided on a major</li> <li>• Prepped at powerful St. Thomas Aquinas in south Florida</li> <li>• Father, Fred, played offensive tackle for 12 years in the NFL (St. Louis Rams, Tennessee, Chicago)</li> <li>• One of six Commodores who prepped at powerful St. Thomas Aquinas</li> <li>• 2018 SEC Academic Honor Roll recipient</li> </ul> |  |  |


|           |   |   |  |  |
|-----------|---|---|--|--|
| <b>OT</b> |  | <b>54 • TYLER STEEN • 6-5 • 305 • Redshirt Freshman • Miami, Fla. • St. Thomas Aquinas</b>  |  |  |
|           |   | <ul style="list-style-type: none"> <li>• Undecided on a major</li> <li>• Competing for starting job at tackle in first full year on the offensive line</li> <li>• Saw action in four games as true freshman, participating at both offensive and defensive tackle</li> <li>• Father, Daris, is a retired Marine who played football at LSU</li> <li>• Grandfather is Vietnam veteran and Medal of Honor recipient</li> <li>• One of six Commodores who prepped at powerful St. Thomas Aquinas in south Florida</li> </ul> |  |  |


|           |   |   |  |  |
|-----------|---|---|--|--|
| <b>OG</b> |  | <b>56 • SAIGE YOUNG • 6-4 • 305 • Senior • Versailles, Ky. • Woodford County</b>  |  |  |
|           |   | <ul style="list-style-type: none"> <li>• Majoring in health, medicine and society</li> <li>• Has started 17 games at offensive guard during 2017-18 seasons</li> <li>• Has started at left and right guard during Commodore career</li> <li>• Helped open holes for Ke'Shawn Vaughn to produce 1,244 rushing yards, the most of any returning SEC running back</li> <li>• Enjoys fishing</li> </ul> |  |  |


## Student-Athlete Profiles

|              |   |  |           |           |                |               |            |             |           |           |           |
|--------------|---|--|-----------|-----------|----------------|---------------|------------|-------------|-----------|-----------|-----------|
| <b>DE</b>    |  | <b>10 • DAYO ODEYINGBO • 6-6 • 275 • Junior • Irving, Texas • Carrollton Ranchview</b>   |           |           |                |               |            |             |           |           |           |
|              |   | <ul style="list-style-type: none"> <li>• Majoring in medicine, health and society</li> <li>• Four tackles, 1 tackle for loss in opener vs. Georgi</li> <li>• Four-star prospect (ESPN) coming out of Texas high school</li> <li>• Posted several season highs 2018: 28 tackles, 17 solo, 6.5 tackles for loss</li> <li>• Registered two QB sacks in late-season win over Ole Miss</li> <li>• Older brother (Dare) was four-year letter winner at Vanderbilt</li> </ul> |           |           |                |               |            |             |           |           |           |
|              |   | <b>TACKLES</b>   | <b>G</b>  | <b>U</b>  | <b>A</b>       | <b>Total</b>  | <b>TFL</b> | <b>Sack</b> | <b>QH</b> | <b>FF</b> | <b>FR</b> |
|              |   | 2019   | 3         | 5         | 4              | 9             | 3.0-9      | 0.0-0       | 1         | 0         | 0         |
|              |   | 2018   | 12        | 17        | 11             | 28            | 6.5-36     | 2.5-24      | 6         | 1         | 2         |
| 2017         | 12  | 10   | 10        | 20        | 4.5-20         | 2.5-16        | 0          | 0           | 0         |           |           |
| <b>TOTAL</b> | <b>27</b>   | <b>32</b>  | <b>25</b> | <b>57</b> | <b>14.0-65</b> | <b>5.0-40</b> | <b>7</b>   | <b>1</b>    | <b>2</b>  |           |           |


|              |   |  |          |          |              |              |            |             |           |           |           |
|--------------|---|--|----------|----------|--------------|--------------|------------|-------------|-----------|-----------|-----------|
| <b>DE</b>    |  | <b>94 • RUTGER REITMAIER • 6-3 • 265 • Redshirt Sophomore • Nashville, Tenn. • Lipscomb Academy</b>  |          |          |              |              |            |             |           |           |           |
|              |   | <ul style="list-style-type: none"> <li>• Majoring in sociology</li> <li>• Born and raised in Nashville</li> <li>• Played in all 13 games at reserve tackle and end</li> <li>• Four-star prospect (247Sports) out of Lipscomb Academy (Tenn.)</li> <li>• High school now coached by former NFL QB Trent Dilfer</li> <li>• Originally attended Oregon, enrolled at Vanderbilt in July, 2018</li> </ul> |          |          |              |              |            |             |           |           |           |
|              |   | <b>TACKLES</b>   | <b>G</b> | <b>U</b> | <b>A</b>     | <b>Total</b> | <b>TFL</b> | <b>Sack</b> | <b>PD</b> | <b>FF</b> | <b>FR</b> |
|              |   | 2019   | 3        | 1        | 0            | 1            | 0.0-0      | 0.0-0       | 1         | 0         | 0         |
|              |   | 2018   | 11       | 3        | 4            | 7            | 0.0-0      | 0.0-0       | 0         | 0         | 0         |
| <b>TOTAL</b> | <b>14</b>   | <b>4</b>   | <b>4</b> | <b>8</b> | <b>0.0-0</b> | <b>0.0-0</b> | <b>1</b>   | <b>0</b>    | <b>0</b>  |           |           |


|              |   |   |           |           |              |              |            |             |           |           |           |
|--------------|---|---|-----------|-----------|--------------|--------------|------------|-------------|-----------|-----------|-----------|
| <b>DT</b>    |  | <b>91 • DREW BIRCHMEIER • 6-4 • 300 • Redshirt Junior • Midlothian, Va. • Cosby</b>   |           |           |              |              |            |             |           |           |           |
|              |   | <ul style="list-style-type: none"> <li>• Majoring in law, history and society</li> <li>• 12 starts as sophomore in 2018</li> <li>• Posted career highs with 31 tackles (14 solo) in 2018</li> <li>• Posted multiple tackles in 10 games</li> <li>• Two-time SEC Academic Honor Roll (2017, 2018)</li> </ul> |           |           |              |              |            |             |           |           |           |
|              |   | <b>TACKLES</b>  | <b>G</b>  | <b>U</b>  | <b>A</b>     | <b>Total</b> | <b>TFL</b> | <b>Sack</b> | <b>PD</b> | <b>FF</b> | <b>FR</b> |
|              |   | 2019  | 3         | 1         | 2            | 3            | 0.0-0      | 0.0-0       | 0         | 0         | 0         |
|              |   | 2018  | 13        | 14        | 17           | 31           | 3.0-6      | 0.0-0       | 4         | 2         | 0         |
| 2017         | 6   | 1   | 1         | 2         | 0.0-0        | 0.0-0        | 0          | 0           | 0         |           |           |
| <b>TOTAL</b> | <b>24</b>   | <b>16</b>   | <b>20</b> | <b>36</b> | <b>3.0-6</b> | <b>0.0-0</b> | <b>4</b>   | <b>2</b>    | <b>0</b>  |           |           |


|           |   |   |          |          |          |              |              |              |           |           |           |
|-----------|---|---|----------|----------|----------|--------------|--------------|--------------|-----------|-----------|-----------|
| <b>DT</b> |  | <b>55 • DAEVION DAVIS • 6-2 • 302 • Freshman • Madison, Ala. • James Clemens</b>  |          |          |          |              |              |              |           |           |           |
|           |   | <ul style="list-style-type: none"> <li>• Undecided on a major</li> <li>• Three-star prospect out of James Clemens near Huntsville, Ala.</li> <li>• One of four true freshman to see action early in the 2019 season</li> <li>• Posted two tackles in first collegiate appearance against Georgia</li> </ul> |          |          |          |              |              |              |           |           |           |
|           |   | <b>TACKLES</b>  | <b>G</b> | <b>U</b> | <b>A</b> | <b>Total</b> | <b>TFL</b>   | <b>Sack</b>  | <b>PD</b> | <b>FF</b> | <b>FR</b> |
|           |   | 2019  | 3        | 1        | 2        | 3            | 0.0-0        | 0.0-0        | 0         | 0         | 0         |
|           |   | <b>TOTAL</b>  | <b>3</b> | <b>1</b> | <b>2</b> | <b>3</b>     | <b>0.0-0</b> | <b>0.0-0</b> | <b>2</b>  | <b>0</b>  | <b>0</b>  |

|              |  |   |           |           |               |               |            |             |           |           |           |
|--------------|--|---|-----------|-----------|---------------|---------------|------------|-------------|-----------|-----------|-----------|
| <b>DT</b>    |  | <b>90 • CAMERON TIDD • 6-3 • 300 • Redshirt Junior • Greenwood, Ind. • Center Grove</b>   |           |           |               |               |            |             |           |           |           |
|              |  | <ul style="list-style-type: none"> <li>• Majoring in medicine, health and society</li> <li>• 2018 SEC Academic Honor Roll</li> <li>• Played in all 13 games at defensive tackle</li> <li>• Set career highs with 24 tackles (12 solo) in 2018</li> <li>• Five tackles, 1.5 tackles for loss at Kentucky</li> <li>• Two-time Indiana state champion in discus throw</li> </ul> |           |           |               |               |            |             |           |           |           |
|              |  | <b>TACKLES</b>  | <b>G</b>  | <b>U</b>  | <b>A</b>      | <b>Total</b>  | <b>TFL</b> | <b>Sack</b> | <b>QH</b> | <b>FF</b> | <b>FR</b> |
|              |  | 2019  | 3         | 0         | 2             | 2             | 0.5-1      | 0.0-0       | 1         | 0         | 0         |
|              |  | 2018  | 13        | 12        | 12            | 24            | 2.0-6      | 0.5-3       | 1         | 0         | 0         |
| 2017         | 12   | 7   | 9         | 16        | 1.0-7         | 1.0-7         | 0          | 1           | 0         |           |           |
| <b>TOTAL</b> | <b>28</b>  | <b>19</b>   | <b>23</b> | <b>42</b> | <b>4.5-14</b> | <b>1.5-10</b> | <b>2</b>   | <b>1</b>    | <b>0</b>  |           |           |


|              |   |  |           |           |               |               |            |             |           |           |           |
|--------------|---|--|-----------|-----------|---------------|---------------|------------|-------------|-----------|-----------|-----------|
| <b>OLB</b>   |  | <b>21 • KENNY HEBERT • 6-4 • 237 • Redshirt Junior • New Orleans, La. • Holy Cross</b>   |           |           |               |               |            |             |           |           |           |
|              |   | <ul style="list-style-type: none"> <li>• Majoring in sociology</li> <li>• SEC Academic Honor Roll (2016)</li> <li>• Five tackles for loss, four QB sacks as redshirt sophomore (2018)</li> <li>• Opened the year with two sacks in winning effort over Middle Tennessee</li> <li>• Born and raised in New Orleans</li> <li>• Lettered in football and track and field at Holy Cross High School</li> </ul> |           |           |               |               |            |             |           |           |           |
|              |   | <b>TACKLES</b>   | <b>G</b>  | <b>U</b>  | <b>A</b>      | <b>Total</b>  | <b>TFL</b> | <b>Sack</b> | <b>PD</b> | <b>FF</b> | <b>FR</b> |
|              |   | 2019   | 3         | 8         | 5             | 13            | 3.0-13     | 1.0-10      | 1         | 0         | 0         |
|              |   | 2018   | 13        | 10        | 4             | 14            | 5.0-21     | 4.0-20      | 1         | 1         | 1         |
| 2017         | 4   | 0  | 1         | 1         | 0.0-0         | 0.0-0         | 0          | 0           | 0         |           |           |
| <b>TOTAL</b> | <b>20</b>   | <b>18</b>  | <b>10</b> | <b>28</b> | <b>8.0-34</b> | <b>5.0-30</b> | <b>2</b>   | <b>1</b>    | <b>1</b>  |           |           |


|            |   |   |          |          |          |              |              |              |           |           |           |
|------------|---|---|----------|----------|----------|--------------|--------------|--------------|-----------|-----------|-----------|
| <b>OLB</b> |  | <b>8 • LASHAWN PAULINO-BELL • 6-4 • 245 • Redshirt Sophomore • Ft. Lauderdale, Fla. • St. Thomas Aquinas</b>  |          |          |          |              |              |              |           |           |           |
|            |   | <ul style="list-style-type: none"> <li>• Enrolled at Vanderbilt during summer 2018</li> <li>• Started collegiate career at Michigan State in 2017</li> <li>• A 2017 jet ski accident limited Paulino-Bell's production at Michigan State</li> <li>• Came to Vanderbilt after one year at East Mississippi</li> <li>• One of six players on Vanderbilt roster from powerful St. Thomas Aquinas in south Florida</li> </ul> |          |          |          |              |              |              |           |           |           |
|            |   | <b>TACKLES</b>  | <b>G</b> | <b>U</b> | <b>A</b> | <b>Total</b> | <b>TFL</b>   | <b>Sack</b>  | <b>PD</b> | <b>FF</b> | <b>FR</b> |
|            |   | 2019  | 3        | 2        | 3        | 5            | 0.0-0        | 0.0-0        | 2         | 0         | 0         |
|            |   | <b>TOTAL</b>  | <b>2</b> | <b>2</b> | <b>3</b> | <b>5</b>     | <b>0.0-0</b> | <b>0.0-0</b> | <b>2</b>  | <b>0</b>  | <b>0</b>  |


|              |   |   |          |           |              |              |            |             |           |           |           |
|--------------|---|---|----------|-----------|--------------|--------------|------------|-------------|-----------|-----------|-----------|
| <b>OLB</b>   |  | <b>48 • ANDRE MINTZE • 6-3 • 246 • Redshirt Junior • Philadelphia, Pa. • Imhotep Institute</b>  |          |           |              |              |            |             |           |           |           |
|              |   | <ul style="list-style-type: none"> <li>• Working toward majors in cinema and media arts, and medicine, health and society</li> <li>• SEC Academic Honor Roll (2018)</li> <li>• Posted QB sack vs. Baylor in Texas Bowl</li> <li>• Directed Vanderbilt Athletics' successful Dance Marathon fundraiser last winter that benefited Monroe Carell Jr. Children's Hospital on campus</li> </ul> |          |           |              |              |            |             |           |           |           |
|              |   | <b>TACKLES</b>  | <b>G</b> | <b>U</b>  | <b>A</b>     | <b>Total</b> | <b>TFL</b> | <b>Sack</b> | <b>QH</b> | <b>FF</b> | <b>FR</b> |
|              |   | 2019  | 3        | 3         | 2            | 5            | 0.0-0      | 0.0-0       | 1         | 0         | 0         |
|              |   | 2018  | 11       | 6         | 4            | 10           | 3.5-7      | 1.0-3       | 0         | 0         | 0         |
| 2017         | 11  | 4   | 1        | 5         | 0.0-0        | 0.0-0        | 0          | 0           | 0         |           |           |
| <b>TOTAL</b> | <b>24</b>   | <b>13</b>   | <b>7</b> | <b>20</b> | <b>3.5-7</b> | <b>1.0-3</b> | <b>1</b>   | <b>0</b>    | <b>0</b>  |           |           |

|            |   |  |          |          |          |              |              |              |           |           |           |
|------------|---|--|----------|----------|----------|--------------|--------------|--------------|-----------|-----------|-----------|
| <b>OLB</b> |  | <b>41 • ELIJAH MCALISTER • 6-6 • 263 • Redshirt Freshman • Rumson, N.J. • Rumson Fair Haven</b>  |          |          |          |              |              |              |           |           |           |
|            |   | <ul style="list-style-type: none"> <li>• Undecided on a major</li> <li>• Prepped at Rumson Fair Haven, located on Jersey shore near NYC</li> <li>• Earned first collegiate action against Georgia</li> <li>• Dad serves as a pastor and law enforcement officer</li> <li>• Hails from a family of singers</li> </ul> |          |          |          |              |              |              |           |           |           |
|            |   | <b>TACKLES</b>   | <b>G</b> | <b>U</b> | <b>A</b> | <b>Total</b> | <b>TFL</b>   | <b>Sack</b>  | <b>QH</b> | <b>FF</b> | <b>FR</b> |
|            |   | 2019   | 3        | 1        | 2        | 3            | 1.0-3        | 0.0-0        | 1         | 0         | 1         |
|            |   | <b>TOTAL</b>   | <b>2</b> | <b>1</b> | <b>2</b> | <b>3</b>     | <b>1.0-3</b> | <b>0.0-0</b> | <b>1</b>  | <b>0</b>  | <b>1</b>  |


## Student-Athlete Profiles


|            |   |  |                |           |          |          |              |              |              |           |           |           |
|------------|---|--|----------------|-----------|----------|----------|--------------|--------------|--------------|-----------|-----------|-----------|
| <b>OLB</b> |  | <b>41 • MICHAEL OWUSU • 6-5 • 238 • Redshirt Sophomore • Ventura, Calif. • Oaks Christian</b>  |                |           |          |          |              |              |              |           |           |           |
|            |   | <ul style="list-style-type: none"> <li>• Majoring in medicine, health and society</li> <li>• Set career high with two tackles for loss at Purdue</li> <li>• Prepped at powerful Oaks Christian in southern California</li> <li>• Three older brothers, Chris, Brian and Francis - played college football</li> <li>• Sister, Crystal, played basketball at Columbia</li> </ul> | <b>TACKLES</b> | <b>G</b>  | <b>U</b> | <b>A</b> | <b>Total</b> | <b>TFL</b>   | <b>Sack</b>  | <b>QH</b> | <b>FF</b> | <b>FR</b> |
|            |   |  | 2019           | 13        | 1        | 4        | 5            | 0.5-2        | 0.0-0        | 1         | 0         | 0         |
|            |   |  | 2018           | 2         | 2        | 2        | 4            | 2.0-4        | 0.0-0        | 0         | 0         | 0         |
|            |   |  | <b>TOTAL</b>   | <b>15</b> | <b>3</b> | <b>6</b> | <b>9</b>     | <b>2.5-6</b> | <b>0.0-0</b> | <b>1</b>  | <b>0</b>  | <b>0</b>  |

|            |   |   |                |           |           |               |               |            |             |            |           |           |
|------------|---|---|----------------|-----------|-----------|---------------|---------------|------------|-------------|------------|-----------|-----------|
| <b>ILB</b> |  | <b>9 • CALEB PEART • 6-1 • 237 • Grad. • Chandler, Ariz. • Hamilton</b>   |                |           |           |               |               |            |             |            |           |           |
|            |   | <ul style="list-style-type: none"> <li>• Working toward master's degree in medicine, health and society</li> <li>• Three-time SEC Academic Honor Roll (2016, 2017, 2018)</li> <li>• Moved to inside 'backer from outside slot during preseason camp</li> <li>• Earned three starts at outside linebacker in 2018</li> <li>• Has made 36 career appearances</li> <li>• Talented singer away from the football field</li> </ul> | <b>TACKLES</b> | <b>G</b>  | <b>U</b>  | <b>A</b>      | <b>Total</b>  | <b>TFL</b> | <b>Sack</b> | <b>Int</b> | <b>FF</b> | <b>FR</b> |
|            |   |   | 2019           | 3         | 4         | 5             | 9             | 1.0-2      | 0.0-0       | 0-0        | 0         | 0         |
|            |   |   | 2018           | 13        | 6         | 8             | 14            | 1.5-12     | 1.0-11      | 0-0        | 0         | 0         |
|            |   |   | 2017           | 12        | 1         | 10            | 11            | 1.0-3      | 0.0-0       | 0-0        | 0         | 0         |
|            | 2016  | 11  | 3              | 2         | 5         | 0.0-0         | 0.0-0         | 0-0        | 0           | 0          |           |           |
|            | <b>TOTAL</b>  | <b>39</b>   | <b>14</b>      | <b>25</b> | <b>39</b> | <b>3.5-17</b> | <b>1.0-11</b> | <b>0-0</b> | <b>0</b>    | <b>0</b>   |           |           |


|            |   |   |                |           |           |           |              |              |              |            |           |           |
|------------|---|---|----------------|-----------|-----------|-----------|--------------|--------------|--------------|------------|-----------|-----------|
| <b>ILB</b> |  | <b>7 • DIMITRI MOORE • 6-3 • 230 • Junior • Cedar Hill, Texas • Cedar Hill</b>  |                |           |           |           |              |              |              |            |           |           |
|            |   | <ul style="list-style-type: none"> <li>• Majoring in cinema and media arts</li> <li>• SEC All-Freshman LB (2018)</li> <li>• Started 10 games at inside linebacker</li> <li>• SEC's top first-year tackler with 84 total tackles</li> <li>• Older brother, Richard, played football at Texas A&amp;M</li> <li>• Enjoys swimming and playing billiards</li> </ul> | <b>TACKLES</b> | <b>G</b>  | <b>U</b>  | <b>A</b>  | <b>Total</b> | <b>TFL</b>   | <b>Sack</b>  | <b>Int</b> | <b>FF</b> | <b>FR</b> |
|            |   |   | 2019           | 3         | 8         | 6         | 14           | 0.0-0        | 0.0-0        | 0-0        | 0         | 0         |
|            |   |   | 2018           | 13        | 47        | 37        | 84           | 3.5-6        | 1.0-1        | 0-0        | 4         | 3         |
|            |   |   | <b>TOTAL</b>   | <b>16</b> | <b>55</b> | <b>43</b> | <b>98</b>    | <b>3.5-6</b> | <b>1.0-1</b> | <b>0-0</b> | <b>4</b>  | <b>3</b>  |


|            |   |   |                |           |          |          |              |              |              |            |           |           |
|------------|---|---|----------------|-----------|----------|----------|--------------|--------------|--------------|------------|-----------|-----------|
| <b>ILB</b> |  | <b>12 • BRAYDEN DEVAULT-SMITH • 6-3 • 234 • Redshirt Sophomore • Nashville, Tenn. • Pearl-Cohn</b>  |                |           |          |          |              |              |              |            |           |           |
|            |   | <ul style="list-style-type: none"> <li>• Majoring in sociology</li> <li>• Produced eight tackles as redshirt freshman inside linebacker</li> <li>• Four tackles in initial starting assignment (vs. Nevada)</li> <li>• Mom is an infection prevention nurse at Vanderbilt Medical Center</li> <li>• Played at same school as RB Ke'Shawn Vaughn and CB Cam Watkins</li> <li>• Finalist for Hume Award, given annually to Metro Nashville's top student-athlete</li> </ul> | <b>TACKLES</b> | <b>G</b>  | <b>U</b> | <b>A</b> | <b>Total</b> | <b>TFL</b>   | <b>Sack</b>  | <b>Int</b> | <b>FF</b> | <b>FR</b> |
|            |   |   | 2019           | 3         | 3        | 4        | 7            | 0.0-0        | 0.0-0        | 0-0        | 0         | 0         |
|            |   |   | 2018           | 13        | 4        | 4        | 8            | 0.0-0        | 0.0-0        | 0-0        | 0         | 0         |
|            |   |   | <b>TOTAL</b>   | <b>16</b> | <b>7</b> | <b>8</b> | <b>15</b>    | <b>0.0-0</b> | <b>0.0-0</b> | <b>0-0</b> | <b>0</b>  | <b>0</b>  |

|            |  |  |                |           |          |          |              |              |              |            |           |           |
|------------|--|--|----------------|-----------|----------|----------|--------------|--------------|--------------|------------|-----------|-----------|
| <b>ILB</b> |  | <b>17 • FELETI AFEMUI • 6-3 • 243 • Redshirt Sophomore • Kahului, Hawaii • Maui</b>  |                |           |          |          |              |              |              |            |           |           |
|            |  | <ul style="list-style-type: none"> <li>• Majoring in human and organizational development</li> <li>• One of three Commodores from Hawaii</li> <li>• Career high in tackles (8) vs. Georgia in the 2019 opener</li> <li>• Earned first career start against Baylor in Texas Bowl</li> <li>• Family is of Tongan heritage</li> <li>• First-ever SEC scholarship player from Maui conference</li> </ul> | <b>TACKLES</b> | <b>G</b>  | <b>U</b> | <b>A</b> | <b>Total</b> | <b>TFL</b>   | <b>Sack</b>  | <b>Int</b> | <b>FF</b> | <b>FR</b> |
|            |  |  | 2019           | 2         | 3        | 7        | 10           | 0.0-0        | 0.0-0        | 0-0        | 1         | 0         |
|            |  |  | 2018           | 10        | 2        | 0        | 2            | 0.0-0        | 0.0-0        | 0-0        | 0         | 0         |
|            |  |  | <b>TOTAL</b>   | <b>12</b> | <b>5</b> | <b>7</b> | <b>12</b>    | <b>0.0-0</b> | <b>0.0-0</b> | <b>0-0</b> | <b>1</b>  | <b>0</b>  |


|           |   |  |                 |           |            |               |              |            |            |           |           |           |
|-----------|---|--|-----------------|-----------|------------|---------------|--------------|------------|------------|-----------|-----------|-----------|
| <b>CB</b> |  | <b>31 • CAM WATKINS • 6-0 • 203 • Grad. • Nashville, Tenn. • Pearl-Cohn</b>  |                 |           |            |               |              |            |            |           |           |           |
|           |   | <ul style="list-style-type: none"> <li>• Working toward master's in learning, diversity and urban studies</li> <li>• Three-year letter winner at Illinois</li> <li>• In first start at Vanderbilt, had four tackles and a defended pass</li> <li>• Amassed nearly 100 tackles, along with an interception and six defended passes at Illinois</li> <li>• Close friend and prep teammate of Vanderbilt running back Ke'Shawn Vaughn</li> <li>• Standout sprinter, jumper and decathlete in high school</li> </ul> | <b>TACKLES</b>  | <b>G</b>  | <b>U</b>   | <b>A</b>      | <b>Total</b> | <b>TFL</b> | <b>Int</b> | <b>PD</b> | <b>FF</b> | <b>FR</b> |
|           |   |  | 2019 (Vandy)    | 3         | 5          | 1             | 6            | 0.0-0      | 0-0        | 1         | 0         | 0         |
|           |   |  | 2018 (Illinois) | 10        | 29         | 9             | 38           | 1.0-1      | 0-0        | 3         | 0         | 0         |
|           |   |  | 2017 (Illinois) | 10        | 24         | 15            | 39           | 3.5-8      | 1-0        | 3         | 0         | 0         |
|           |   |  | 2016 (Illinois) | 7         | 11         | 10            | 21           | 1.0-2      | 0-0        | 0         | 0         | 0         |
|           | <b>TOTAL</b>  | <b>32</b>  | <b>68</b>       | <b>35</b> | <b>104</b> | <b>5.5-11</b> | <b>1-0</b>   | <b>7</b>   | <b>0</b>   | <b>0</b>  |           |           |


|           |   |   |                |           |           |              |              |            |            |           |           |           |
|-----------|---|---|----------------|-----------|-----------|--------------|--------------|------------|------------|-----------|-----------|-----------|
| <b>CB</b> |  | <b>5 • DC WILLIAMS • 5-11 • 192 • Junior • Miami, Fla. • St. Thomas Aquinas</b>   |                |           |           |              |              |            |            |           |           |           |
|           |   | <ul style="list-style-type: none"> <li>• Majoring in medicine, health and society</li> <li>• In first start as Commodore, posted five tackles vs. Georgia</li> <li>• Started collegiate career at Wisconsin, seeing action at cornerback as true freshman</li> <li>• 30 tackles, an interception and six defended passes as Wisconsin freshman (2017)</li> <li>• Consensus three-star prospect out of St. Thomas Aquinas (Florida)</li> <li>• Helped St. Thomas Aquinas to back-to-back 7A state championships</li> </ul> | <b>TACKLES</b> | <b>G</b>  | <b>U</b>  | <b>A</b>     | <b>Total</b> | <b>TFL</b> | <b>Int</b> | <b>PD</b> | <b>FF</b> | <b>FR</b> |
|           |   |   | 2019           | 3         | 8         | 4            | 12           | 0.0-0      | 0-0        | 0         | 0         | 0         |
|           |   |   | 2018           | -         | -         | -            | -            | -          | -          | -         | -         | -         |
|           |   |   | 2017 (Wis.)    | 12        | 22        | 8            | 30           | 0.0-0      | 1-0        | 6         | 0         | 0         |
|           | <b>TOTAL</b>  | <b>15</b>   | <b>30</b>      | <b>12</b> | <b>42</b> | <b>0.0-0</b> | <b>1-0</b>   | <b>6</b>   | <b>0</b>   | <b>0</b>  |           |           |


|           |   |  |                |           |           |          |              |              |             |           |           |           |
|-----------|---|--|----------------|-----------|-----------|----------|--------------|--------------|-------------|-----------|-----------|-----------|
| <b>CB</b> |  | <b>4 • RANDALL HAYNIE • 6-0 • 185 • Redshirt Sophomore • Ft. Lauderdale, Fla. • Cardinal Gibbons</b>   |                |           |           |          |              |              |             |           |           |           |
|           |   | <ul style="list-style-type: none"> <li>• Majoring in sociology</li> <li>• Stopped scoring threat with interception in Texas Bowl appearance against Baylor</li> <li>• Posted 15 tackles (13 solo) and five defended passes in first year as contributor</li> <li>• Started at Missouri</li> <li>• Four-star prospect (Scout)</li> <li>• Two-sport standout (football and track and field)</li> </ul> | <b>TACKLES</b> | <b>G</b>  | <b>U</b>  | <b>A</b> | <b>Total</b> | <b>TFL</b>   | <b>Int</b>  | <b>PD</b> | <b>FF</b> | <b>FR</b> |
|           |   |  | 2019           | 3         | 4         | 3        | 7            | 1.0-2        | 1-47        | 0         | 0         | 0         |
|           |   |  | 2018           | 13        | 13        | 2        | 15           | 0.0-0        | 1-0         | 5         | 0         | 0         |
|           |   |  | <b>TOTAL</b>   | <b>16</b> | <b>17</b> | <b>5</b> | <b>22</b>    | <b>1.0-2</b> | <b>2-47</b> | <b>5</b>  | <b>0</b>  | <b>0</b>  |


|           |   |   |                |           |           |           |              |               |             |           |           |           |
|-----------|---|---|----------------|-----------|-----------|-----------|--------------|---------------|-------------|-----------|-----------|-----------|
| <b>CB</b> |  | <b>28 • ALLAN GEORGE • 6-1 • 185 • Redshirt Sophomore • Andalusia, Ala. • Andalusia</b>   |                |           |           |           |              |               |             |           |           |           |
|           |   | <ul style="list-style-type: none"> <li>• Majoring in medicine, health and society</li> <li>• 33 tackles (25 solo), 3.5 tackles for loss, an interception and five defended passes when pressed into action as redshirt freshman</li> <li>• Three-star prospect</li> <li>• Four-year starting guard on prep basketball team</li> <li>• One of three players on Vanderbilt roster who prepped at Andalusia</li> </ul> | <b>TACKLES</b> | <b>G</b>  | <b>U</b>  | <b>A</b>  | <b>Total</b> | <b>TFL</b>    | <b>Int</b>  | <b>PD</b> | <b>FF</b> | <b>FR</b> |
|           |   |   | 2019           | 3         | 8         | 4         | 12           | 0.0-0         | 0-0         | 2         | 0         | 0         |
|           |   |   | 2018           | 12        | 25        | 8         | 33           | 3.5-16        | 1-19        | 5         | 1         | 0         |
|           |   |   | <b>TOTAL</b>   | <b>15</b> | <b>33</b> | <b>12</b> | <b>45</b>    | <b>3.5-16</b> | <b>1-19</b> | <b>7</b>  | <b>1</b>  | <b>0</b>  |


## Student-Athlete Profiles


| <b>S</b>     |  | <p><b>2 • FRANK COPPET • 5-11 • 192 • Redshirt Junior • Ft. Lauderdale • St. Thomas Aquinas</b></p> <ul style="list-style-type: none"> <li>• Majoring in medicine, health and society</li> <li>• Leader in the Commodore secondary</li> <li>• Started six games at safety in 2018</li> <li>• Active team leader with three interceptions</li> <li>• One brother, Fred Jr., played running back at Bowling Green (Ohio)</li> <li>• One of six players on Commodore roster that prepped at St. Thomas Aquinas (Florida)</li> </ul> | <table border="1" style="width: 100%; border-collapse: collapse;"> <thead> <tr> <th>TACKLES</th> <th>G</th> <th>U</th> <th>A</th> <th>Total</th> <th>TFL</th> <th>Int</th> <th>PD</th> <th>FF</th> <th>FR</th> </tr> </thead> <tbody> <tr> <td>2019</td> <td>1</td> <td>0</td> <td>1</td> <td>1</td> <td>0.0-0</td> <td>0-0</td> <td>0</td> <td>0</td> <td>0</td> </tr> <tr> <td>2018</td> <td>13</td> <td>24</td> <td>6</td> <td>30</td> <td>0.5-1</td> <td>3-15</td> <td>3</td> <td>1</td> <td>0</td> </tr> <tr> <td>2017</td> <td>4</td> <td>2</td> <td>0</td> <td>2</td> <td>0.0-0</td> <td>0-0</td> <td>0</td> <td>0</td> <td>0</td> </tr> <tr> <td><b>TOTAL</b></td> <td><b>18</b></td> <td><b>26</b></td> <td><b>7</b></td> <td><b>33</b></td> <td><b>0.5-1</b></td> <td><b>3-15</b></td> <td><b>3</b></td> <td><b>1</b></td> <td><b>0</b></td> </tr> </tbody> </table> | TACKLES   | G            | U           | A        | Total    | TFL      | Int | PD | FF | FR | 2019 | 1 | 0 | 1 | 1 | 0.0-0 | 0-0 | 0 | 0 | 0 | 2018 | 13 | 24 | 6 | 30 | 0.5-1 | 3-15 | 3 | 1 | 0 | 2017 | 4 | 2 | 0 | 2 | 0.0-0 | 0-0 | 0 | 0 | 0 | <b>TOTAL</b> | <b>18</b> | <b>26</b> | <b>7</b> | <b>33</b> | <b>0.5-1</b> | <b>3-15</b> | <b>3</b> | <b>1</b> | <b>0</b> |
|--------------|---|--|--|-----------|--------------|-------------|----------|----------|----------|-----|----|----|----|------|---|---|---|---|-------|-----|---|---|---|------|----|----|---|----|-------|------|---|---|---|------|---|---|---|---|-------|-----|---|---|---|--------------|-----------|-----------|----------|-----------|--------------|-------------|----------|----------|----------|
|              |   | TACKLES  | G  | U         | A            | Total       | TFL      | Int      | PD       | FF  | FR |    |    |      |   |   |   |   |       |     |   |   |   |      |    |    |   |    |       |      |   |   |   |      |   |   |   |   |       |     |   |   |   |              |           |           |          |           |              |             |          |          |          |
| 2019         | 1   | 0  | 1  | 1         | 0.0-0        | 0-0         | 0        | 0        | 0        |     |    |    |    |      |   |   |   |   |       |     |   |   |   |      |    |    |   |    |       |      |   |   |   |      |   |   |   |   |       |     |   |   |   |              |           |           |          |           |              |             |          |          |          |
| 2018         | 13  | 24   | 6  | 30        | 0.5-1        | 3-15        | 3        | 1        | 0        |     |    |    |    |      |   |   |   |   |       |     |   |   |   |      |    |    |   |    |       |      |   |   |   |      |   |   |   |   |       |     |   |   |   |              |           |           |          |           |              |             |          |          |          |
| 2017         | 4   | 2  | 0  | 2         | 0.0-0        | 0-0         | 0        | 0        | 0        |     |    |    |    |      |   |   |   |   |       |     |   |   |   |      |    |    |   |    |       |      |   |   |   |      |   |   |   |   |       |     |   |   |   |              |           |           |          |           |              |             |          |          |          |
| <b>TOTAL</b> | <b>18</b>   | <b>26</b>  | <b>7</b>   | <b>33</b> | <b>0.5-1</b> | <b>3-15</b> | <b>3</b> | <b>1</b> | <b>0</b> |     |    |    |    |      |   |   |   |   |       |     |   |   |   |      |    |    |   |    |       |      |   |   |   |      |   |   |   |   |       |     |   |   |   |              |           |           |          |           |              |             |          |          |          |


| <b>S</b>     |  | <p><b>3 • TAE DALEY • 6-0 • 202 • Junior • Warner Robins, Ga. • Northside</b></p> <ul style="list-style-type: none"> <li>• Majoring in sociology</li> <li>• Seven tackles, forced fumble in first start this year (vs. Georgia)</li> <li>• First collegiate interception at Purdue</li> <li>• Started eight games at safety, posting career highs in virtually every category</li> <li>• Produced multiple tackles in 12 games</li> <li>• Older brother, Darius, played in Canadian Football League</li> </ul> | <table border="1" style="width: 100%; border-collapse: collapse;"> <thead> <tr> <th>TACKLES</th> <th>G</th> <th>U</th> <th>A</th> <th>Total</th> <th>TFL</th> <th>Int</th> <th>PD</th> <th>FF</th> <th>FR</th> </tr> </thead> <tbody> <tr> <td>2019</td> <td>3</td> <td>5</td> <td>8</td> <td>13</td> <td>0.0-0</td> <td>1-0</td> <td>0</td> <td>1</td> <td>0</td> </tr> <tr> <td>2018</td> <td>13</td> <td>35</td> <td>10</td> <td>45</td> <td>5.5-14</td> <td>0-0</td> <td>1</td> <td>0</td> <td>0</td> </tr> <tr> <td>2017</td> <td>11</td> <td>4</td> <td>1</td> <td>5</td> <td>0.0-0</td> <td>0-0</td> <td>0</td> <td>0</td> <td>0</td> </tr> <tr> <td><b>TOTAL</b></td> <td><b>27</b></td> <td><b>44</b></td> <td><b>19</b></td> <td><b>63</b></td> <td><b>5.5-14</b></td> <td><b>1-0</b></td> <td><b>1</b></td> <td><b>1</b></td> <td><b>0</b></td> </tr> </tbody> </table> | TACKLES   | G             | U          | A        | Total    | TFL      | Int | PD | FF | FR | 2019 | 3 | 5 | 8 | 13 | 0.0-0 | 1-0 | 0 | 1 | 0 | 2018 | 13 | 35 | 10 | 45 | 5.5-14 | 0-0 | 1 | 0 | 0 | 2017 | 11 | 4 | 1 | 5 | 0.0-0 | 0-0 | 0 | 0 | 0 | <b>TOTAL</b> | <b>27</b> | <b>44</b> | <b>19</b> | <b>63</b> | <b>5.5-14</b> | <b>1-0</b> | <b>1</b> | <b>1</b> | <b>0</b> |
|--------------|---|--|--|-----------|---------------|------------|----------|----------|----------|-----|----|----|----|------|---|---|---|----|-------|-----|---|---|---|------|----|----|----|----|--------|-----|---|---|---|------|----|---|---|---|-------|-----|---|---|---|--------------|-----------|-----------|-----------|-----------|---------------|------------|----------|----------|----------|
|              |   | TACKLES  | G  | U         | A             | Total      | TFL      | Int      | PD       | FF  | FR |    |    |      |   |   |   |    |       |     |   |   |   |      |    |    |    |    |        |     |   |   |   |      |    |   |   |   |       |     |   |   |   |              |           |           |           |           |               |            |          |          |          |
| 2019         | 3   | 5  | 8  | 13        | 0.0-0         | 1-0        | 0        | 1        | 0        |     |    |    |    |      |   |   |   |    |       |     |   |   |   |      |    |    |    |    |        |     |   |   |   |      |    |   |   |   |       |     |   |   |   |              |           |           |           |           |               |            |          |          |          |
| 2018         | 13  | 35   | 10   | 45        | 5.5-14        | 0-0        | 1        | 0        | 0        |     |    |    |    |      |   |   |   |    |       |     |   |   |   |      |    |    |    |    |        |     |   |   |   |      |    |   |   |   |       |     |   |   |   |              |           |           |           |           |               |            |          |          |          |
| 2017         | 11  | 4  | 1  | 5         | 0.0-0         | 0-0        | 0        | 0        | 0        |     |    |    |    |      |   |   |   |    |       |     |   |   |   |      |    |    |    |    |        |     |   |   |   |      |    |   |   |   |       |     |   |   |   |              |           |           |           |           |               |            |          |          |          |
| <b>TOTAL</b> | <b>27</b>   | <b>44</b>  | <b>19</b>  | <b>63</b> | <b>5.5-14</b> | <b>1-0</b> | <b>1</b> | <b>1</b> | <b>0</b> |     |    |    |    |      |   |   |   |    |       |     |   |   |   |      |    |    |    |    |        |     |   |   |   |      |    |   |   |   |       |     |   |   |   |              |           |           |           |           |               |            |          |          |          |

| <b>S</b>     |  | <p><b>2 • BRENDON HARRIS • 6-1 • 208 • Redshirt Freshman • Chattanooga, Tenn. • Baylor</b></p> <ul style="list-style-type: none"> <li>• Undecided on a major</li> <li>• Played four games as true freshman in 2018</li> <li>• Career-high five tackles against Georgia in the 2019 opener</li> <li>• Four-star prospect out of Baylor School (Tenn.)</li> <li>• Born and raised in Chattanooga, Tenn.</li> </ul> | <table border="1" style="width: 100%; border-collapse: collapse;"> <thead> <tr> <th>TACKLES</th> <th>G</th> <th>U</th> <th>A</th> <th>Total</th> <th>TFL</th> <th>Int</th> <th>PD</th> <th>FF</th> <th>FR</th> </tr> </thead> <tbody> <tr> <td>2019</td> <td>3</td> <td>8</td> <td>7</td> <td>15</td> <td>1.0-1</td> <td>0-0</td> <td>1</td> <td>0</td> <td>0</td> </tr> <tr> <td><b>TOTAL</b></td> <td><b>3</b></td> <td><b>8</b></td> <td><b>7</b></td> <td><b>15</b></td> <td><b>1.0-1</b></td> <td><b>0-0</b></td> <td><b>1</b></td> <td><b>0</b></td> <td><b>0</b></td> </tr> </tbody> </table> | TACKLES   | G            | U          | A        | Total    | TFL      | Int | PD | FF | FR | 2019 | 3 | 8 | 7 | 15 | 1.0-1 | 0-0 | 1 | 0 | 0 | <b>TOTAL</b> | <b>3</b> | <b>8</b> | <b>7</b> | <b>15</b> | <b>1.0-1</b> | <b>0-0</b> | <b>1</b> | <b>0</b> | <b>0</b> |
|--------------|---|--|--|-----------|--------------|------------|----------|----------|----------|-----|----|----|----|------|---|---|---|----|-------|-----|---|---|---|--------------|----------|----------|----------|-----------|--------------|------------|----------|----------|----------|
|              |   | TACKLES  | G  | U         | A            | Total      | TFL      | Int      | PD       | FF  | FR |    |    |      |   |   |   |    |       |     |   |   |   |              |          |          |          |           |              |            |          |          |          |
| 2019         | 3   | 8  | 7  | 15        | 1.0-1        | 0-0        | 1        | 0        | 0        |     |    |    |    |      |   |   |   |    |       |     |   |   |   |              |          |          |          |           |              |            |          |          |          |
| <b>TOTAL</b> | <b>3</b>  | <b>8</b>   | <b>7</b>   | <b>15</b> | <b>1.0-1</b> | <b>0-0</b> | <b>1</b> | <b>0</b> | <b>0</b> |     |    |    |    |      |   |   |   |    |       |     |   |   |   |              |          |          |          |           |              |            |          |          |          |


| <b>S</b>     |  | <p><b>33 • DASHAUN JERKINS • 6-0 • 190 • Redshirt Freshman • Woodbridge, Va. • Woodbridge</b></p> <ul style="list-style-type: none"> <li>• Undecided on a major</li> <li>• Ranks as team leader with</li> <li>• In first career start, amassed 14 tackles and a forced fumble against #3 Georgia</li> <li>• Posted 10 solo stops in opener against Bulldogs</li> <li>• Three-star prospect out of south Washington DC suburb school</li> </ul> | <table border="1" style="width: 100%; border-collapse: collapse;"> <thead> <tr> <th>TACKLES</th> <th>G</th> <th>U</th> <th>A</th> <th>Total</th> <th>TFL</th> <th>Int</th> <th>PD</th> <th>FF</th> <th>FR</th> </tr> </thead> <tbody> <tr> <td>2019</td> <td>3</td> <td>15</td> <td>9</td> <td>24</td> <td>0.0-0</td> <td>0-0</td> <td>1</td> <td>1</td> <td>0</td> </tr> <tr> <td>2018</td> <td>4</td> <td>0</td> <td>0</td> <td>0</td> <td>0.0-0</td> <td>0-0</td> <td>0</td> <td>0</td> <td>0</td> </tr> <tr> <td><b>TOTAL</b></td> <td><b>7</b></td> <td><b>15</b></td> <td><b>9</b></td> <td><b>24</b></td> <td><b>0.0-0</b></td> <td><b>0-0</b></td> <td><b>1</b></td> <td><b>1</b></td> <td><b>0</b></td> </tr> </tbody> </table> | TACKLES   | G            | U          | A        | Total    | TFL      | Int | PD | FF | FR | 2019 | 3 | 15 | 9 | 24 | 0.0-0 | 0-0 | 1 | 1 | 0 | 2018 | 4 | 0 | 0 | 0 | 0.0-0 | 0-0 | 0 | 0 | 0 | <b>TOTAL</b> | <b>7</b> | <b>15</b> | <b>9</b> | <b>24</b> | <b>0.0-0</b> | <b>0-0</b> | <b>1</b> | <b>1</b> | <b>0</b> |
|--------------|---|--|--|-----------|--------------|------------|----------|----------|----------|-----|----|----|----|------|---|----|---|----|-------|-----|---|---|---|------|---|---|---|---|-------|-----|---|---|---|--------------|----------|-----------|----------|-----------|--------------|------------|----------|----------|----------|
|              |   | TACKLES  | G  | U         | A            | Total      | TFL      | Int      | PD       | FF  | FR |    |    |      |   |    |   |    |       |     |   |   |   |      |   |   |   |   |       |     |   |   |   |              |          |           |          |           |              |            |          |          |          |
| 2019         | 3   | 15   | 9  | 24        | 0.0-0        | 0-0        | 1        | 1        | 0        |     |    |    |    |      |   |    |   |    |       |     |   |   |   |      |   |   |   |   |       |     |   |   |   |              |          |           |          |           |              |            |          |          |          |
| 2018         | 4   | 0  | 0  | 0         | 0.0-0        | 0-0        | 0        | 0        | 0        |     |    |    |    |      |   |    |   |    |       |     |   |   |   |      |   |   |   |   |       |     |   |   |   |              |          |           |          |           |              |            |          |          |          |
| <b>TOTAL</b> | <b>7</b>  | <b>15</b>  | <b>9</b>   | <b>24</b> | <b>0.0-0</b> | <b>0-0</b> | <b>1</b> | <b>1</b> | <b>0</b> |     |    |    |    |      |   |    |   |    |       |     |   |   |   |      |   |   |   |   |       |     |   |   |   |              |          |           |          |           |              |            |          |          |          |

| <b>S</b>     |  | <p><b>24 • MAX WORSHIP • 6-1 • 202 • Sophomore • Fort Lauderdale, Fla. • Cardinal Gibbons</b></p> <ul style="list-style-type: none"> <li>• Undecided on a major</li> <li>• Posted two tackles against both Georgia and Purdue</li> <li>• Made 13 appearances as true freshman, playing special teams and reserve safety</li> <li>• Three-star prospect out of Cardinal Gibbons in south Florida</li> <li>• Sister, Domonique, serves as an attorney for the NBA</li> </ul> | <table border="1" style="width: 100%; border-collapse: collapse;"> <thead> <tr> <th>TACKLES</th> <th>G</th> <th>U</th> <th>A</th> <th>Total</th> <th>TFL</th> <th>Int</th> <th>PD</th> <th>FF</th> <th>FR</th> </tr> </thead> <tbody> <tr> <td>2019</td> <td>3</td> <td>5</td> <td>3</td> <td>8</td> <td>0.0-0</td> <td>0-0</td> <td>0</td> <td>0</td> <td>0</td> </tr> <tr> <td>2018</td> <td>13</td> <td>3</td> <td>4</td> <td>7</td> <td>0.0-0</td> <td>0-0</td> <td>0</td> <td>0</td> <td>0</td> </tr> <tr> <td><b>TOTAL</b></td> <td><b>16</b></td> <td><b>8</b></td> <td><b>7</b></td> <td><b>15</b></td> <td><b>0.0-0</b></td> <td><b>0-0</b></td> <td><b>0</b></td> <td><b>0</b></td> <td><b>0</b></td> </tr> </tbody> </table> | TACKLES   | G            | U          | A        | Total    | TFL      | Int | PD | FF | FR | 2019 | 3 | 5 | 3 | 8 | 0.0-0 | 0-0 | 0 | 0 | 0 | 2018 | 13 | 3 | 4 | 7 | 0.0-0 | 0-0 | 0 | 0 | 0 | <b>TOTAL</b> | <b>16</b> | <b>8</b> | <b>7</b> | <b>15</b> | <b>0.0-0</b> | <b>0-0</b> | <b>0</b> | <b>0</b> | <b>0</b> |
|--------------|--|--|---|-----------|--------------|------------|----------|----------|----------|-----|----|----|----|------|---|---|---|---|-------|-----|---|---|---|------|----|---|---|---|-------|-----|---|---|---|--------------|-----------|----------|----------|-----------|--------------|------------|----------|----------|----------|
|              |  | TACKLES  | G   | U         | A            | Total      | TFL      | Int      | PD       | FF  | FR |    |    |      |   |   |   |   |       |     |   |   |   |      |    |   |   |   |       |     |   |   |   |              |           |          |          |           |              |            |          |          |          |
| 2019         | 3  | 5  | 3   | 8         | 0.0-0        | 0-0        | 0        | 0        | 0        |     |    |    |    |      |   |   |   |   |       |     |   |   |   |      |    |   |   |   |       |     |   |   |   |              |           |          |          |           |              |            |          |          |          |
| 2018         | 13   | 3  | 4   | 7         | 0.0-0        | 0-0        | 0        | 0        | 0        |     |    |    |    |      |   |   |   |   |       |     |   |   |   |      |    |   |   |   |       |     |   |   |   |              |           |          |          |           |              |            |          |          |          |
| <b>TOTAL</b> | <b>16</b>  | <b>8</b>   | <b>7</b>  | <b>15</b> | <b>0.0-0</b> | <b>0-0</b> | <b>0</b> | <b>0</b> | <b>0</b> |     |    |    |    |      |   |   |   |   |       |     |   |   |   |      |    |   |   |   |       |     |   |   |   |              |           |          |          |           |              |            |          |          |          |

| <b>K</b>     |  | <p><b>98 • RYLEY GUAY • 5-10 • 191 • Senior • Napier, Ill. • Benet Academy</b></p> <ul style="list-style-type: none"> <li>• Majoring in biochemistry and chemical biology</li> <li>• Three-time SEC Academic Honor Roll (2016, 2017, 2018)</li> <li>• Made 8-of-12 field goals inside 40 yards as first-year specialist in 2018</li> <li>• Converted 53-yarder, fifth longest in team history, vs. Florida</li> <li>• Involved in community service, organizing visits to see ailing youngsters at Monroe Carell Jr. Hospital on Vanderbilt campus</li> </ul> | <table border="1" style="width: 100%; border-collapse: collapse;"> <thead> <tr> <th>FIELD GOALS</th> <th>G</th> <th>FGM-FGA</th> <th>%</th> <th>1-29</th> <th>30-39</th> <th>40-49</th> <th>50+</th> <th>LG</th> <th>PAT</th> </tr> </thead> <tbody> <tr> <td>2019</td> <td>3</td> <td>4-4</td> <td>100.0</td> <td>1-1</td> <td>-</td> <td>3-3</td> <td>-</td> <td>48</td> <td>5-5</td> </tr> <tr> <td>2018</td> <td>13</td> <td>13-22</td> <td>59.1</td> <td>4-7</td> <td>4-5</td> <td>4-9</td> <td>1-1</td> <td>53</td> <td>47-47</td> </tr> <tr> <td>2017</td> <td>4</td> <td>0</td> <td>0</td> <td>0</td> <td>0</td> <td>0</td> <td>0</td> <td>0</td> <td>1-1</td> </tr> <tr> <td>2016</td> <td>2</td> <td>0</td> <td>0</td> <td>0</td> <td>0</td> <td>0</td> <td>0</td> <td>0</td> <td>0</td> </tr> <tr> <td><b>TOTAL</b></td> <td><b>22</b></td> <td><b>17-26</b></td> <td><b>65.4</b></td> <td><b>5-8</b></td> <td><b>4-5</b></td> <td><b>7-12</b></td> <td><b>1-1</b></td> <td><b>53</b></td> <td><b>53-53</b></td> </tr> </tbody> </table> | FIELD GOALS | G          | FGM-FGA     | %          | 1-29      | 30-39        | 40-49 | 50+ | LG | PAT | 2019 | 3 | 4-4 | 100.0 | 1-1 | - | 3-3 | - | 48 | 5-5 | 2018 | 13 | 13-22 | 59.1 | 4-7 | 4-5 | 4-9 | 1-1 | 53 | 47-47 | 2017 | 4 | 0 | 0 | 0 | 0 | 0 | 0 | 0 | 1-1 | 2016 | 2 | 0 | 0 | 0 | 0 | 0 | 0 | 0 | 0 | <b>TOTAL</b> | <b>22</b> | <b>17-26</b> | <b>65.4</b> | <b>5-8</b> | <b>4-5</b> | <b>7-12</b> | <b>1-1</b> | <b>53</b> | <b>53-53</b> |
|--------------|---|---|---|-------------|------------|-------------|------------|-----------|--------------|-------|-----|----|-----|------|---|-----|-------|-----|---|-----|---|----|-----|------|----|-------|------|-----|-----|-----|-----|----|-------|------|---|---|---|---|---|---|---|---|-----|------|---|---|---|---|---|---|---|---|---|--------------|-----------|--------------|-------------|------------|------------|-------------|------------|-----------|--------------|
|              |   | FIELD GOALS   | G   | FGM-FGA     | %          | 1-29        | 30-39      | 40-49     | 50+          | LG    | PAT |    |     |      |   |     |       |     |   |     |   |    |     |      |    |       |      |     |     |     |     |    |       |      |   |   |   |   |   |   |   |   |     |      |   |   |   |   |   |   |   |   |   |              |           |              |             |            |            |             |            |           |              |
| 2019         | 3   | 4-4   | 100.0   | 1-1         | -          | 3-3         | -          | 48        | 5-5          |       |     |    |     |      |   |     |       |     |   |     |   |    |     |      |    |       |      |     |     |     |     |    |       |      |   |   |   |   |   |   |   |   |     |      |   |   |   |   |   |   |   |   |   |              |           |              |             |            |            |             |            |           |              |
| 2018         | 13  | 13-22   | 59.1  | 4-7         | 4-5        | 4-9         | 1-1        | 53        | 47-47        |       |     |    |     |      |   |     |       |     |   |     |   |    |     |      |    |       |      |     |     |     |     |    |       |      |   |   |   |   |   |   |   |   |     |      |   |   |   |   |   |   |   |   |   |              |           |              |             |            |            |             |            |           |              |
| 2017         | 4   | 0   | 0   | 0           | 0          | 0           | 0          | 0         | 1-1          |       |     |    |     |      |   |     |       |     |   |     |   |    |     |      |    |       |      |     |     |     |     |    |       |      |   |   |   |   |   |   |   |   |     |      |   |   |   |   |   |   |   |   |   |              |           |              |             |            |            |             |            |           |              |
| 2016         | 2   | 0   | 0   | 0           | 0          | 0           | 0          | 0         | 0            |       |     |    |     |      |   |     |       |     |   |     |   |    |     |      |    |       |      |     |     |     |     |    |       |      |   |   |   |   |   |   |   |   |     |      |   |   |   |   |   |   |   |   |   |              |           |              |             |            |            |             |            |           |              |
| <b>TOTAL</b> | <b>22</b>   | <b>17-26</b>  | <b>65.4</b>   | <b>5-8</b>  | <b>4-5</b> | <b>7-12</b> | <b>1-1</b> | <b>53</b> | <b>53-53</b> |       |     |    |     |      |   |     |       |     |   |     |   |    |     |      |    |       |      |     |     |     |     |    |       |      |   |   |   |   |   |   |   |   |     |      |   |   |   |   |   |   |   |   |   |              |           |              |             |            |            |             |            |           |              |

| <b>P</b> |  | <p><b>95 • HARRISON SMITH • 5-10 • 186 • Sophomore • Franklin, Tenn. • Brentwood Academy</b></p> <ul style="list-style-type: none"> <li>• Majoring in neuroscience</li> <li>• Averaged 43 yards/punt as senior for high school that won third straight state titles</li> <li>• Class salutatorian</li> <li>• Played with three current Commodores - WR Cam Johnson, TE Gavin Schoenwald and DL Nate Clifton - at Brentwood Academy</li> <li>• Lettered in football, wrestling, tennis and track and field</li> </ul> | <table border="1" style="width: 100%; border-collapse: collapse;"> <thead> <tr> <th>PUNTING</th> <th>G</th> <th>NO</th> <th>YARDS</th> <th>AVG.</th> <th>LONG</th> <th>I-20</th> <th>50+</th> </tr> </thead> <tbody> <tr> <td>2019</td> <td>3</td> <td>20</td> <td>894</td> <td>44.7</td> <td>66</td> <td>6</td> <td>3</td> </tr> </tbody> </table> | PUNTING | G     | NO   | YARDS | AVG. | LONG | I-20 | 50+ | 2019 | 3 | 20 | 894 | 44.7 | 66 | 6 | 3 |
|----------|---|--|---|---------|-------|------|-------|------|------|------|-----|------|---|----|-----|------|----|---|---|
|          |   | PUNTING  | G   | NO      | YARDS | AVG. | LONG  | I-20 | 50+  |      |     |      |   |    |     |      |    |   |   |
| 2019     | 3   | 20   | 894   | 44.7    | 66    | 6    | 3     |      |      |      |     |      |   |    |     |      |    |   |   |

| <b>PR</b>      |  | <p><b>11 • JUSTICE SHELTON-MOSLEY • 5-10 • 196 • Grad. • Sacramento, Calif. • Capital Christian</b></p> <ul style="list-style-type: none"> <li>• Working toward Master's of Marketing from Vanderbilt's Owen Business School</li> <li>• FCS All-America (2017) and two-time All-Ivy first team return specialist (2016-17)</li> <li>• Averaged 14.4 yards during Harvard career as punt returner</li> <li>• Returned three punts for touchdowns at Harvard, including 91-yarder in 2017</li> <li>• Named Ivy League Rookie of the Year after averaging 19.0 yards as punt return in 2015</li> <li>• Earned undergraduate degree in economics</li> </ul> | <table border="1" style="width: 100%; border-collapse: collapse;"> <thead> <tr> <th>PUNT RETURNS</th> <th>No.</th> <th>Yds</th> <th>Avg</th> <th>TD</th> <th>Lg</th> </tr> </thead> <tbody> <tr> <td>2019 (Vandy)</td> <td>1</td> <td>11</td> <td>11.0</td> <td>0</td> <td>11</td> </tr> <tr> <td>2018 (Harvard)</td> <td>5</td> <td>17</td> <td>3.4</td> <td>0</td> <td>13</td> </tr> <tr> <td>2017 (Harvard)</td> <td>17</td> <td>319</td> <td>18.9</td> <td>2</td> <td>91</td> </tr> <tr> <td>2016 (Harvard)</td> <td>12</td> <td>108</td> <td>9.0</td> <td>0</td> <td>26</td> </tr> <tr> <td>2015 (Harvard)</td> <td>10</td> <td>190</td> <td>19.0</td> <td>1</td> <td>86</td> </tr> <tr> <td><b>TOTAL</b></td> <td><b>46</b></td> <td><b>645</b></td> <td><b>14.0</b></td> <td><b>3</b></td> <td><b>91</b></td> </tr> </tbody> </table> | PUNT RETURNS | No.       | Yds | Avg | TD | Lg | 2019 (Vandy) | 1 | 11 | 11.0 | 0 | 11 | 2018 (Harvard) | 5 | 17 | 3.4 | 0 | 13 | 2017 (Harvard) | 17 | 319 | 18.9 | 2 | 91 | 2016 (Harvard) | 12 | 108 | 9.0 | 0 | 26 | 2015 (Harvard) | 10 | 190 | 19.0 | 1 | 86 | <b>TOTAL</b> | <b>46</b> | <b>645</b> | <b>14.0</b> | <b>3</b> | <b>91</b> |
|----------------|---|---|--|--------------|-----------|-----|-----|----|----|--------------|---|----|------|---|----|----------------|---|----|-----|---|----|----------------|----|-----|------|---|----|----------------|----|-----|-----|---|----|----------------|----|-----|------|---|----|--------------|-----------|------------|-------------|----------|-----------|
|                |   | PUNT RETURNS  | No.  | Yds          | Avg       | TD  | Lg  |    |    |              |   |    |      |   |    |                |   |    |     |   |    |                |    |     |      |   |    |                |    |     |     |   |    |                |    |     |      |   |    |              |           |            |             |          |           |
| 2019 (Vandy)   | 1   | 11  | 11.0   | 0            | 11        |     |     |    |    |              |   |    |      |   |    |                |   |    |     |   |    |                |    |     |      |   |    |                |    |     |     |   |    |                |    |     |      |   |    |              |           |            |             |          |           |
| 2018 (Harvard) | 5   | 17  | 3.4  | 0            | 13        |     |     |    |    |              |   |    |      |   |    |                |   |    |     |   |    |                |    |     |      |   |    |                |    |     |     |   |    |                |    |     |      |   |    |              |           |            |             |          |           |
| 2017 (Harvard) | 17  | 319   | 18.9   | 2            | 91        |     |     |    |    |              |   |    |      |   |    |                |   |    |     |   |    |                |    |     |      |   |    |                |    |     |     |   |    |                |    |     |      |   |    |              |           |            |             |          |           |
| 2016 (Harvard) | 12  | 108   | 9.0  | 0            | 26        |     |     |    |    |              |   |    |      |   |    |                |   |    |     |   |    |                |    |     |      |   |    |                |    |     |     |   |    |                |    |     |      |   |    |              |           |            |             |          |           |
| 2015 (Harvard) | 10  | 190   | 19.0   | 1            | 86        |     |     |    |    |              |   |    |      |   |    |                |   |    |     |   |    |                |    |     |      |   |    |                |    |     |     |   |    |                |    |     |      |   |    |              |           |            |             |          |           |
| <b>TOTAL</b>   | <b>46</b>   | <b>645</b>  | <b>14.0</b>  | <b>3</b>     | <b>91</b> |     |     |    |    |              |   |    |      |   |    |                |   |    |     |   |    |                |    |     |      |   |    |                |    |     |     |   |    |                |    |     |      |   |    |              |           |            |             |          |           |

| <b>KR</b>    |  | <p><b>32 • JAMAURI WAKEFIELD • 6-1 • 220 • Redshirt Junior • Jacksonville, Fla. • Providence</b></p> <ul style="list-style-type: none"> <li>• Majoring in political science</li> <li>• Averaged 23.8 yards on 22 kickoff returns as redshirt freshman (2017)</li> <li>• Career long return (45 yards) came at Ole Miss in 2017</li> <li>• Consensus three-star prospect out of high school</li> <li>• Born and raised in Jacksonville</li> <li>• Three-sport star in high school (football, basketball, track and field)</li> </ul> | <table border="1" style="width: 100%; border-collapse: collapse;"> <thead> <tr> <th>KICKOFF RETURNS</th> <th>No.</th> <th>Yds</th> <th>Avg</th> <th>TD</th> <th>Lg</th> </tr> </thead> <tbody> <tr> <td>2019</td> <td>2</td> <td>35</td> <td>17.5</td> <td>0</td> <td>18</td> </tr> <tr> <td>2018</td> <td>28</td> <td>596</td> <td>21.3</td> <td>0</td> <td>36</td> </tr> <tr> <td>2017</td> <td>22</td> <td>524</td> <td>23.8</td> <td>0</td> <td>45</td> </tr> <tr> <td><b>TOTAL</b></td> <td><b>52</b></td> <td><b>1155</b></td> <td><b>22.2</b></td> <td><b>0</b></td> <td><b>45</b></td> </tr> </tbody> </table> | KICKOFF RETURNS | No.       | Yds | Avg | TD | Lg | 2019 | 2 | 35 | 17.5 | 0 | 18 | 2018 | 28 | 596 | 21.3 | 0 | 36 | 2017 | 22 | 524 | 23.8 | 0 | 45 | <b>TOTAL</b> | <b>52</b> | <b>1155</b> | <b>22.2</b> | <b>0</b> | <b>45</b> |
|--------------|---|---|--|-----------------|-----------|-----|-----|----|----|------|---|----|------|---|----|------|----|-----|------|---|----|------|----|-----|------|---|----|--------------|-----------|-------------|-------------|----------|-----------|
|              |   | KICKOFF RETURNS   | No.  | Yds             | Avg       | TD  | Lg  |    |    |      |   |    |      |   |    |      |    |     |      |   |    |      |    |     |      |   |    |              |           |             |             |          |           |
| 2019         | 2   | 35  | 17.5   | 0               | 18        |     |     |    |    |      |   |    |      |   |    |      |    |     |      |   |    |      |    |     |      |   |    |              |           |             |             |          |           |
| 2018         | 28  | 596   | 21.3   | 0               | 36        |     |     |    |    |      |   |    |      |   |    |      |    |     |      |   |    |      |    |     |      |   |    |              |           |             |             |          |           |
| 2017         | 22  | 524   | 23.8   | 0               | 45        |     |     |    |    |      |   |    |      |   |    |      |    |     |      |   |    |      |    |     |      |   |    |              |           |             |             |          |           |
| <b>TOTAL</b> | <b>52</b>   | <b>1155</b>   | <b>22.2</b>  | <b>0</b>        | <b>45</b> |     |     |    |    |      |   |    |      |   |    |      |    |     |      |   |    |      |    |     |      |   |    |              |           |             |             |          |           |

# 2019 Statistics



## Derek Mason • Head Coach

- Northern Arizona '93
- Became the 28th head coach in Vanderbilt history on Jan. 14, 2014
- 24-42 overall record
- Signed renewed contract after conclusion of 2018 season
- Has coached at schools in eight intercollegiate conferences, ranging from the Big Sky and Pac-12 in the west, Patriot League in northeast, the MAC in middle America and SEC in southeast.
- First Vanderbilt coach since 1923-24, 1926 to defeat Tennessee three consecutive years
- 8-0 in last eight games against Tennessee opponents (3-0 vs. Tennessee, 3-0 vs. Middle Tennessee, 2-0 vs. Tenn State)
- Over last three years, teams are 6-5 in the month of November, including five wins in SEC play
- Needs six wins to become program's fifth winningest head coach
- Has mentored several outstanding defensive players, including cornerbacks Richard Sherman and Joejuan Williams, and linebackers Trent Murphy, Shayne Shov, Zach Cunningham and Oren Burks
- Fourth Vanderbilt head coach in last 50 years to enjoy six-year tenures, joining Bobby Johnson, George MacIntyre and Bill Pace
- As Stanford assistant and Willie Shaw Director of Defense from 2010-13, helped Cardinal to 45-8 overall record, back-to-back Rose Bowl appearances (2012-13), Orange Bowl (2010) and Fiesta Bowl (2011)
- Mason's Stanford defense were regarded among the most punishing in the NCAA, and were recognized by their outstanding play against the run and success against spread offenses
- 2012 Broyles Award finalist. Award is presented annually to the nation's top assistant coach
- Hired by Jim Harbaugh to join Stanford defensive staff away from Minnesota Vikings in NFL
- Known as brilliant defensive strategist, Mason started his collegiate coaching career as an offensive assistant
- Four-year letter winner as defensive back at Northern Arizona (1989-92)
- Born and raised in Phoenix, Arizona

| Season | Overall • SEC | Postseason                                  | Notes  |
|--------|---------------|---|--|
| 2019   | 0-4 • 0-2     | --  | --   |
| 2018   | 6-7 • 3-5     | Texas Bowl vs. Baylor (L, 38-45)            | Became second head coach to lead Commodores to two bowl games                          |
| 2017   | 5-7 • 1-7     | --  | Opened with early-season win over ranked-Kansas State, closed with win over Tennessee  |
| 2016   | 6-7 • 3-5     | Independence Bowl vs. N.C. State (L, 17-41) | Closed regular season with impressive, back-to-back victories over Ole Miss, Tennessee |
| 2015   | 4-8 • 2-6     | --  | Earned first victories against SEC opponent with home wins over Missouri and Kentucky  |
| 2014   | 3-9 • 0-8     | --  | Mason's initial squad was 3-1 in nonconference play                                    |



### Jason Tarver • Defensive Coordinator • Inside Linebackers

- Second season at Vanderbilt
- 23rd season overall, including 16 years of NFL experience
- Santa Clara '97
- Hails from Pleasanton, Calif.
- Mentors including Derek Mason, David Shaw, Bill Walsh, Steve Mariucci, John McVay, Mike Singletary, Chip Kelly, Kyle Shanahan, Bob Toledo



### Gerry Gdowski • Offensive Coordinator • Quarterbacks

- Sixth season at Vanderbilt, first year as offensive coordinator
- 26th season overall
- Nebraska '90
- Hails from Fremont, Neb. (played for coach Tom Osborne at Nebraska)
- Mentored Commodores' all-time leading passer Kyle Shurmur last three years as quarterbacks coach



### Terrence Brown • Cornerbacks

- Second season at Vanderbilt
- Fifth season overall
- Stanford '13
- Hails from Torrance, Calif., played at with Cardinal under Derek Mason
- Mentored cornerback Joejuan Williams (second round pick of Patriots)



### Tim Horton • Running Backs

- First season at Vanderbilt
- 29th season overall
- Arkansas '90
- Hails from Conway, Ark.
- Coached several SEC standout RBs, including Tre Mason, Kerryon Johnson, Darren McFadden and Felix Jones



### Jovan Haye • Defensive Line

- First season at Vanderbilt
- Second year overall
- Vanderbilt '07
- Hails from Mandeville, Jamaica
- All-SEC defensive end as Vanderbilt undergraduate



### Aaron Moorehead • Wide Receivers

- Second season at Vanderbilt
- 11th season overall
- Illinois '03
- Hails from Aurora, Colo.
- Served as Stanford graduate assistant while Derek Mason was on staff



### Marc Mattioli • Defensive Secondary

- Fifth season at Vanderbilt
- Ninth season overall
- Rhodes College '09
- Hails from Roswell, Ga.
- Served as defensive graduate assistant at Stanford under Derek Mason



### Cameron Norcross • Offensive Line

- Fourth season at Vanderbilt
- 19th season overall
- Nevada '99
- Hails from Ely, Nev.
- On Chris Ault's Nevada staff that developed popular "Pistol" offense



### Matt Weikert • Outside Linebackers

- First season at Vanderbilt
- 16th season overall
- Ohio '02
- Hails from Covington, Ohio
- Spent 12 years as defensive assistant at Air Force



### Devin Fitzsimmons • Special Teams Coordinator • Tight Ends

- First season at Vanderbilt
- 14th season overall
- Bucknell '05
- Hails from Folsom, La.
- Played for Bucknell squad that included Derek Mason on coaching staff

## 2019 Statistics

|               | Overall | Home  | Away  | Neutral |
|---------------|---------|-------|-------|---------|
| Overall       | 0-3-0   | 0-2-0 | 0-1-0 | 0-0-0   |
| Conference    | 0-2-0   | 0-2-0 | 0-0-0 | 0-0-0   |
| Nonconference | 0-1-0   | 0-0-0 | 0-1-0 | 0-0-0   |

|                                | Vanderbilt | Opponents    |
|--------------------------------|------------|--------------|
| <b>SCORING</b>                 | 68         | 138          |
| Points Per Game                | 22.7       | 46.0         |
| Points Off Turnovers           | 14         | 3            |
| <b>FIRST DOWNS</b>             | 57         | 78           |
| Rushing                        | 20         | 29           |
| Passing                        | 29         | 41           |
| Penalty                        | 8          | 8            |
| <b>RUSHING YARDAGE</b>         | 332        | 535          |
| Yards gained rushing           | 423        | 583          |
| Yards lost rushing             | 91         | 48           |
| Rushing Attempts               | 91         | 94           |
| Average Per Rush               | 3.6        | 5.7          |
| Average Per Game               | 110.7      | 178.3        |
| TDs Rushing                    | 3          | 5            |
| <b>PASSING YARDAGE</b>         | 758        | 1083         |
| Comp-Att-Int                   | 66-119-3   | 75-113-2     |
| Average Per Pass               | 6.4        | 9.6          |
| Average Per Catch              | 11.5       | 14.4         |
| Average Per Game               | 252.7      | 361.0        |
| TDs Passing                    | 3          | 12           |
| <b>TOTAL OFFENSE</b>           | 1090       | 1618         |
| Total Plays                    | 210        | 207          |
| Average Per Play               | 5.2        | 7.8          |
| Average Per Game               | 363.3      | 539.3        |
| <b>KICK RETURNS: #-Yards</b>   | 3-55       | 7-160        |
| <b>PUNT RETURNS: #-Yards</b>   | 1-11       | 10-94        |
| <b>INT RETURNS: #-Yards</b>    | 2-47       | 3-18         |
| <b>KICK RETURN AVERAGE</b>     | 18.3       | 22.9         |
| <b>PUNT RETURN AVERAGE</b>     | 11.0       | 9.4          |
| <b>INT RETURN AVERAGE</b>      | 23.5       | 6.0          |
| <b>FUMBLES-LOST</b>            | 2-1        | 3-2          |
| <b>PENALTIES-Yards</b>         | 26-190     | 24-232       |
| Average Per Game               | 63.3       | 77.3         |
| <b>PUNTS-Yards</b>             | 21-894     | 12-464       |
| Average Per Punt               | 42.6       | 38.7         |
| Net punt average               | 37.1       | 36.1         |
| <b>KICKOFFS-Yards</b>          | 14-827     | 25-1616      |
| Average Per Kick               | 59.1       | 64.6         |
| Net kick average               | 36.9       | 40.4         |
| <b>TIME OF POSSESSION/Game</b> | 29:58      | 30:02        |
| <b>3RD-DOWN Conversions</b>    | 15/46      | 13/33        |
| 3rd-Down Pct                   | 33%        | 39%          |
| <b>4TH-DOWN Conversions</b>    | 2/5        | 1/2          |
| 4th-Down Pct                   | 40%        | 50%          |
| <b>SACKS BY-Yards</b>          | 2-20       | 8-58         |
| <b>MISC YARDS</b>              | 0          | 0            |
| <b>TOUCHDOWNS SCORED</b>       | 8          | 18           |
| <b>FIELD GOALS-ATTEMPTS</b>    | 4-4        | 4-5          |
| <b>ON-SIDE KICKS</b>           | 0-1        | 0-0          |
| <b>RED-ZONE SCORES</b>         | (6-9) 67%  | (15-17) 88%  |
| <b>RED-ZONE TOUCHDOWNS</b>     | (4-9) 44%  | (12-17) 71%  |
| <b>PAT-ATTEMPTS</b>            | (6-6) 100% | (18-18) 100% |
| <b>ATTENDANCE</b>              | 72398      | 50506        |
| Games/Avg Per Game             | 2/36199    | 1/50506      |
| Neutral Site Games             |            | 0/0          |

| <b>SCORE BY QUARTERS</b> | 1st | 2nd | 3rd | 4th | Total |
|--------------------------|-----|-----|-----|-----|-------|
| Vanderbilt               | 14  | 19  | 14  | 21  | 68    |
| Opponents                | 49  | 24  | 38  | 27  | 138   |

| <b>RUSHING</b>         | GP | Att | Gain | Loss | Net | Avg  | TD | Long | Avg/G |
|------------------------|----|-----|------|------|-----|------|----|------|-------|
| Ke'Shawn Vaughn        | 3  | 52  | 282  | 22   | 260 | 5.0  | 3  | 52   | 86.7  |
| Justice Shelton-Mosley | 3  | 1   | 23   | 0    | 23  | 23.0 | 0  | 23   | 7.7   |
| Ja'Veon Marlow         | 1  | 3   | 19   | 0    | 19  | 6.3  | 0  | 8    | 19.0  |
| Kalija Lipscomb        | 3  | 1   | 16   | 0    | 16  | 16.0 | 0  | 16   | 5.3   |
| Mitchell Pryor         | 3  | 2   | 11   | 0    | 11  | 5.5  | 0  | 8    | 3.7   |
| Jamauri Wakefield      | 1  | 1   | 7    | 0    | 7   | 7.0  | 0  | 7    | 7.0   |
| Keyon Brooks           | 2  | 8   | 13   | 6    | 7   | 0.9  | 0  | 6    | 3.5   |
| Dashaun Jerkins        | 3  | 1   | 3    | 0    | 3   | 3.0  | 0  | 3    | 1.0   |
| Deuce Wallace          | 3  | 1   | 1    | 0    | 1   | 1.0  | 0  | 1    | 0.3   |
| Riley Neal             | 3  | 21  | 48   | 63   | -15 | -0.7 | 0  | 11   | -5.0  |
| <b>Total</b>           | 3  | 91  | 423  | 91   | 332 | 3.6  | 3  | 52   | 110.7 |
| <b>Opponents</b>       | 3  | 94  | 583  | 48   | 535 | 5.7  | 5  | 46   | 178.3 |

| <b>PASSING</b>   | G | Effic  | Cmp-Att-Int | Pct  | Yds  | TD | Lng | Avg/G |
|------------------|---|--------|-------------|------|------|----|-----|-------|
| Riley Neal       | 3 | 126.48 | 53-91-2     | 58.2 | 669  | 3  | 75  | 223.0 |
| Deuce Wallace    | 3 | 68.43  | 13-27-1     | 48.1 | 89   | 0  | 16  | 29.7  |
| Cam Johnson      | 3 | 0.00   | 0-1-0       | 0.0  | 0    | 0  | 0   | 0.0   |
| <b>Total</b>     | 3 | 112.25 | 66-119-3    | 55.5 | 758  | 3  | 75  | 252.7 |
| <b>Opponents</b> | 3 | 178.38 | 75-113-2    | 66.4 | 1083 | 12 | 70  | 361.0 |

| <b>RECEIVING</b>       | G | No. | Yds  | Avg  | TD | Long | Avg/G |
|------------------------|---|-----|------|------|----|------|-------|
| Kalija Lipscomb        | 3 | 16  | 174  | 10.9 | 1  | 49   | 58.0  |
| Jared Pinkney          | 3 | 9   | 119  | 13.2 | 0  | 30   | 39.7  |
| Ke'Shawn Vaughn        | 3 | 9   | 67   | 7.4  | 0  | 19   | 22.3  |
| Cam Johnson            | 3 | 7   | 99   | 14.1 | 1  | 28   | 33.0  |
| Justice Shelton-Mosley | 3 | 7   | 48   | 6.9  | 0  | 23   | 16.0  |
| C.J. Bolar             | 3 | 5   | 36   | 7.2  | 0  | 9    | 12.0  |
| Chris Pierce           | 3 | 4   | 149  | 37.2 | 1  | 75   | 49.7  |
| James Bostic           | 3 | 4   | 33   | 8.2  | 0  | 12   | 11.0  |
| Ben Bresnahan          | 3 | 2   | 9    | 4.5  | 0  | 8    | 3.0   |
| Keyon Brooks           | 2 | 1   | 10   | 10.0 | 0  | 10   | 5.0   |
| Jamauri Wakefield      | 1 | 1   | 10   | 10.0 | 0  | 10   | 10.0  |
| Jackson Winrow         | 2 | 1   | 4    | 4.0  | 0  | 4    | 2.0   |
| <b>Total</b>           | 3 | 66  | 758  | 11.5 | 3  | 75   | 252.7 |
| <b>Opponents</b>       | 3 | 75  | 1083 | 14.4 | 12 | 70   | 361.0 |

| <b>PUNT RETURNS</b>    | No. | Yds | Avg  | TD | Long |
|------------------------|-----|-----|------|----|------|
| Justice Shelton-Mosley | 1   | 11  | 11.0 | 0  | 11   |
| <b>Total</b>           | 1   | 11  | 11.0 | 0  | 11   |
| <b>Opponents</b>       | 10  | 94  | 9.4  | 1  | 27   |

| <b>KICK RETURNS</b>    | No. | Yds | Avg  | TD | Long |
|------------------------|-----|-----|------|----|------|
| Jamauri Wakefield      | 2   | 35  | 17.5 | 0  | 18   |
| Justice Shelton-Mosley | 1   | 20  | 20.0 | 0  | 20   |
| <b>Total</b>           | 3   | 55  | 18.3 | 0  | 20   |
| <b>Opponents</b>       | 7   | 160 | 22.9 | 0  | 46   |

## 2019 Statistics

| Interceptions  | No. | Yards | Avg. | TD | Long |
|----------------|-----|-------|------|----|------|
| Randall Haynie | 1   | 47    | 47.0 | 1  | 47   |
| Tae Daley      | 1   | 0     | 0.0  | 0  | 0    |
| Total          | 2   | 47    | 23.5 | 1  | 47   |
| Opponents      | 3   | 18    | 6.0  | 0  | 18   |

| Fumble Returns    | No. | Yards | Avg. | TD | Long |
|-------------------|-----|-------|------|----|------|
| Dashaun Jerkins   | 1   | 12    | 12.0 | 0  | 12   |
| Elijah McAllister | 0   | 0     | 0.0  | 1  | 0    |
| Total             | 1   | 12    | 12.0 | 1  | 12   |
| Opponents         | 0   | 0     | 0.0  | 0  | 0    |

| Punting        | No. | Yds | Avg  | Long | TB | FC | I20 | 50+ | Blkd. |
|----------------|-----|-----|------|------|----|----|-----|-----|-------|
| Harrison Smith | 20  | 894 | 44.7 | 66   | 1  | 3  | 6   | 5   | 0     |
| TEAM           | 1   | 0   | 0.0  | 0    | 0  | 0  | 0   | 0   | 1     |
| Total          | 21  | 894 | 42.6 | 66   | 1  | 3  | 6   | 5   | 1     |
| Opponents      | 12  | 464 | 38.7 | 65   | 1  | 3  | 3   | 3   | 0     |

| Field Goals | FGM-FGA | Pct   | 01-19 | 20-29 | 30-39 | 40-49 | 50-99 | Lg | Blkd. |
|-------------|---------|-------|-------|-------|-------|-------|-------|----|-------|
| Ryley Guay  | 4-4     | 100.0 | 0-0   | 1-1   | 0-0   | 3-3   | 0-0   | 48 | 0     |

| Field Goal Sequence | Vanderbilt | Opponent       |
|---------------------|------------|----------------|
| Georgia             | (26),(46)  | (50),(37),(31) |
| Purdue              | (48)       | 42             |
| LSU                 | (41)       | (25)           |

| Scoring           | TDs | FGs | PATs  |      |     |      |     | Saf | Points |
|-------------------|-----|-----|-------|------|-----|------|-----|-----|--------|
|                   |     |     | Kick  | Rush | Rec | Pass | DXP |     |        |
| Ke'Shawn Vaughn   | 3   | 0-0 | 0-0   | 0-0  | 0   | 0-0  | 0   | 0   | 18     |
| Ryley Guay        | 0   | 4-4 | 5-5   | 0-0  | 0   | 0-0  | 0   | 0   | 17     |
| Kalija Lipscomb   | 1   | 0-0 | 0-0   | 0-0  | 1   | 0-0  | 0   | 0   | 8      |
| Chris Pierce      | 1   | 0-0 | 0-0   | 0-0  | 0   | 0-0  | 0   | 0   | 6      |
| Elijah McAllister | 1   | 0-0 | 0-0   | 0-0  | 0   | 0-0  | 0   | 0   | 6      |
| Randall Haynie    | 1   | 0-0 | 0-0   | 0-0  | 0   | 0-0  | 0   | 0   | 6      |
| Cam Johnson       | 1   | 0-0 | 0-0   | 0-0  | 0   | 0-0  | 0   | 0   | 6      |
| Javan Rice        | 0   | 0-0 | 1-1   | 0-0  | 0   | 0-0  | 0   | 0   | 1      |
| Riley Neal        | 0   | 0-0 | 0-0   | 0-0  | 0   | 1-2  | 0   | 0   | 0      |
| Total             | 8   | 4-4 | 6-6   | 0-0  | 1   | 1-2  | 0   | 0   | 68     |
| Opponents         | 18  | 4-5 | 18-18 | 0-0  | 0   | 0-0  | 0   | 0   | 138    |

| Total Offense          | GP | Plays | Rush | Pass | Total | Avg/G |
|------------------------|----|-------|------|------|-------|-------|
| Riley Neal             | 3  | 112   | -15  | 669  | 654   | 218.0 |
| Ke'Shawn Vaughn        | 3  | 52    | 260  | 0    | 260   | 86.7  |
| Deuce Wallace          | 3  | 28    | 1    | 89   | 90    | 30.0  |
| Justice Shelton-Mosley | 3  | 1     | 23   | 0    | 23    | 7.7   |
| Ja'Veon Marlow         | 1  | 3     | 19   | 0    | 19    | 19.0  |
| Kalija Lipscomb        | 3  | 1     | 16   | 0    | 16    | 5.3   |
| Mitchell Pryor         | 3  | 2     | 11   | 0    | 11    | 3.7   |
| Jamauri Wakefield      | 1  | 1     | 7    | 0    | 7     | 7.0   |
| Keyon Brooks           | 2  | 8     | 7    | 0    | 7     | 3.5   |
| Dashaun Jerkins        | 3  | 1     | 3    | 0    | 3     | 1.0   |
| Total                  | 3  | 210   | 332  | 758  | 1090  | 363.3 |
| Opponents              | 3  | 207   | 535  | 1083 | 1618  | 539.3 |

| All-Purpose            | GP | Rush | Rec | PR | KOR | Ret | Total | Avg   |
|------------------------|----|------|-----|----|-----|-----|-------|-------|
| Ke'Shawn Vaughn        | 1  | 74   | 24  | 0  | 0   | 0   | 98    | 98.0  |
| Jamauri Wakefield      | 1  | 7    | 10  | 0  | 35  | 0   | 52    | 52.0  |
| Justice Shelton-Mosley | 1  | 23   | 5   | 0  | 0   | 0   | 28    | 28.0  |
| Chris Pierce           | 1  | 0    | 16  | 0  | 0   | 0   | 16    | 16.0  |
| Cam Johnson            | 1  | 0    | 14  | 0  | 0   | 0   | 14    | 14.0  |
| Total                  | 1  | 116  | 109 | 0  | 35  | 0   | 260   | 260.0 |
| Opponents              | 1  | 325  | 156 | 61 | 41  | 0   | 583   | 583.0 |

## 2019 Statistics

| No.       | Student-Athlete        | GP | Solo Tackles | Assists | Total | TFL-Yds | Sacks-Yards | Int-Yds | Pass Breakups | QBH | Fumbles Rcv-Yds | FF | Blocked Kicks | Safety |
|-----------|------------------------|----|--------------|---------|-------|---------|-------------|---------|---------------|-----|-----------------|----|---------------|--------|
| 33        | Dashaun Jenkins        | 3  | 15           | 10      | 25    | .       | .           | .       | 1             | .   | 1-12            | .  | .             | .      |
| 13        | Brendon Harris         | 3  | 8            | 7       | 15    | 1.0-1   | .           | .       | .             | .   | .               | .  | .             | .      |
| 7         | Dimitri Moore          | 3  | 8            | 6       | 14    | .       | .           | .       | .             | .   | .               | .  | .             | .      |
| 3         | Tae Daley              | 3  | 5            | 8       | 13    | .       | .           | 1-0     | .             | .   | .               | 1  | .             | .      |
| 21        | Kenny Hebert           | 3  | 8            | 5       | 13    | 3.0-13  | 1.0-10      | .       | 1             | .   | .               | .  | .             | .      |
| 28        | Allan George           | 3  | 8            | 4       | 12    | .       | .           | .       | 2             | .   | .               | .  | .             | .      |
| 5         | Dontye Williams        | 3  | 8            | 4       | 12    | .       | .           | .       | .             | .   | .               | .  | .             | .      |
| 17        | Feleti Afemui          | 2  | 3            | 7       | 10    | .       | .           | .       | .             | .   | .               | 1  | .             | .      |
| 9         | Caleb Peart            | 3  | 4            | 5       | 9     | 1.0-2   | .           | .       | .             | 1   | .               | .  | .             | .      |
| 10        | Dayo Odeyingbo         | 3  | 5            | 4       | 9     | 3.0-9   | .           | .       | .             | 1   | .               | .  | .             | .      |
| 14        | Max Worship            | 3  | 5            | 3       | 8     | .       | .           | .       | .             | .   | .               | .  | .             | .      |
| 16        | BJ Anderson            | 3  | 4            | 3       | 7     | .       | .           | .       | 1             | .   | .               | .  | .             | .      |
| 12        | Brayden DeVault-Smith  | 3  | 3            | 4       | 7     | .       | .           | .       | .             | 1   | .               | .  | .             | .      |
| 4         | Randall Haynie         | 3  | 4            | 3       | 7     | 1.0-2   | .           | 1-47    | .             | .   | .               | .  | .             | .      |
| 31        | Cam Watkins            | 3  | 5            | 1       | 6     | .       | .           | .       | 1             | .   | .               | .  | .             | .      |
| 48        | Andre Mintze           | 3  | 3            | 2       | 5     | .       | .           | .       | .             | 1   | .               | .  | .             | .      |
| 88        | Michael Owusu          | 3  | 2            | 3       | 5     | 2.5-6   | .           | .       | .             | 1   | .               | .  | .             | .      |
| 8         | Lashawn Paulino-Bell   | 3  | 2            | 3       | 5     | .       | .           | .       | 2             | .   | .               | .  | .             | .      |
| 23        | Jaylen Mahoney         | 3  | 2            | 2       | 4     | 1.0-10  | 1.0-10      | .       | 1             | .   | .               | .  | .             | .      |
| 30        | Salua Masina           | 3  | 1            | 2       | 3     | .       | .           | .       | .             | .   | .               | .  | .             | .      |
| 91        | Drew Birchmeier        | 3  | 1            | 2       | 3     | .       | .           | .       | .             | .   | .               | .  | .             | .      |
| 55        | Daevion Davis          | 3  | 1            | 2       | 3     | .       | .           | .       | .             | .   | .               | .  | .             | .      |
| 41        | Elijah McAllister      | 3  | 1            | 2       | 3     | 1.0-3   | .           | .       | .             | 1   | 1-0             | .  | .             | .      |
| 15        | Elijah Hamilton        | 2  | 1            | 1       | 2     | .       | .           | .       | .             | .   | .               | .  | .             | .      |
| 90        | Cameron Tidd           | 3  | .            | 2       | 2     | 0.5-1   | .           | .       | .             | 1   | .               | .  | .             | .      |
| 11        | Justin Harris          | 1  | 1            | .       | 1     | .       | .           | .       | .             | .   | .               | .  | .             | .      |
| 2         | Frank Coppet           | 1  | .            | 1       | 1     | .       | .           | .       | .             | .   | .               | .  | .             | .      |
| 56        | Brandon Maddox         | 3  | .            | 1       | 1     | .       | .           | .       | .             | .   | .               | .  | .             | .      |
| 94        | Rutger Reitmaier       | 3  | 1            | .       | 1     | .       | .           | .       | 1             | .   | .               | .  | .             | .      |
| 19        | Chris Pierce           | 3  | 1            | .       | 1     | .       | .           | .       | .             | .   | .               | .  | .             | .      |
| 98        | Ryley Guay             | 3  | .            | 1       | 1     | .       | .           | .       | .             | .   | .               | .  | .             | .      |
| 1A        | Justice Shelton-Mosley | 3  | 1            | .       | 1     | .       | .           | .       | .             | .   | .               | .  | .             | .      |
| Total     |                        | 3  | 111          | 98      | 209   | 14-47   | 2-20        | 2-47    | 10            | 7   | 2-12            | 2  | .             | .      |
| Opponents |                        | 3  | 113          | 74      | 187   | 17.0-86 | 8-58        | 3-18    | 17            | 9   | 1-0             | 1  | 1             | .      |

# 2019 Statistics

## Passing

|                      | Comp | Att | Int | Pct  | Yards | TD | Long |
|----------------------|------|-----|-----|------|-------|----|------|
| Riley Neal           |      |     |     |      |       |    |      |
| Georgia              | 14   | 25  | 0   | 56.0 | 85    | 0  | 12   |
| Purdue               | 24   | 35  | 1   | 68.5 | 378   | 2  | 75   |
| LSU                  | 15   | 31  | 1   | 48.3 | 206   | 1  | 36   |
| Northern Illinois    |      |     |     |      |       |    |      |
| Ole Miss             |      |     |     |      |       |    |      |
| UNLV                 |      |     |     |      |       |    |      |
| Missouri             |      |     |     |      |       |    |      |
| South Carolina       |      |     |     |      |       |    |      |
| Florida              |      |     |     |      |       |    |      |
| Kentucky             |      |     |     |      |       |    |      |
| East Tennessee State |      |     |     |      |       |    |      |
| Tennessee            |      |     |     |      |       |    |      |

|                      | Comp | Att | Int | Pct  | Yards | TD | Long |
|----------------------|------|-----|-----|------|-------|----|------|
| Deuce Wallace        |      |     |     |      |       |    |      |
| Georgia              | 2    | 6   | 0   | 33.3 | 24    | 0  | 16   |
| Purdue               | 7    | 13  | 0   | 53.8 | 42    | 0  | 12   |
| LSU                  | 4    | 8   | 1   | 50.0 | 23    | 0  | 12   |
| Northern Illinois    |      |     |     |      |       |    |      |
| Ole Miss             |      |     |     |      |       |    |      |
| UNLV                 |      |     |     |      |       |    |      |
| Missouri             |      |     |     |      |       |    |      |
| South Carolina       |      |     |     |      |       |    |      |
| Florida              |      |     |     |      |       |    |      |
| Kentucky             |      |     |     |      |       |    |      |
| East Tennessee State |      |     |     |      |       |    |      |
| Tennessee            |      |     |     |      |       |    |      |

| <b>Rushing</b>         | <b>No.-Yards/TD</b> | <b>UGA</b> | <b>PUR</b> | <b>LSU</b> | <b>NIU</b> | <b>MISS</b> | <b>UNLV</b> | <b>MIZZ</b> | <b>SC</b> | <b>FLA</b> | <b>KY</b> | <b>ETSU</b> | <b>UT</b> |
|------------------------|---------------------|------------|------------|------------|------------|-------------|-------------|-------------|-----------|------------|-----------|-------------|-----------|
| Ke'Shawn Vaughn        | 52-260/3            | 15-74/0    | 17-56/1    | 20-130/2   |            |             |             |             |           |            |           |             |           |
| Justice Shelton-Mosley | 3-23/0              | 1-23/0     | -          | -          |            |             |             |             |           |            |           |             |           |
| Ja'Veon Marlow         | 3-19/0              | -          | -          | 3-19/0     |            |             |             |             |           |            |           |             |           |
| Kalija Lipscomb        | 1-16/0              | -          | 1-16/0     | -          |            |             |             |             |           |            |           |             |           |
| Mitchell Pryor         | 2-11/0              | 2-11/0     | -          | -          |            |             |             |             |           |            |           |             |           |
| Keyon Brooks           | 8-7/0               | -          | 3-7/0      | 5-0/0      |            |             |             |             |           |            |           |             |           |
| Jamauri Wakefield      | 1-7/0               | 1-7/0      | -          | -          |            |             |             |             |           |            |           |             |           |
| Dashaun Jerkins        | 1-3/0               | 1-3/0      | -          | -          |            |             |             |             |           |            |           |             |           |
| Deuce Wallace          | 1-1/0               | -          | 1-1/0      | -          |            |             |             |             |           |            |           |             |           |
| Riley Neal             | 21--15/0            | 10--2/0    | 5--9/0     | 6--4/0     |            |             |             |             |           |            |           |             |           |

| <b>Receiving</b>       | <b>No.-Yards/TD</b> | <b>UGA</b> | <b>PUR</b> | <b>LSU</b> | <b>NIU</b> | <b>MISS</b> | <b>UNLV</b> | <b>MIZZ</b> | <b>SC</b> | <b>FLA</b> | <b>KY</b> | <b>ETSU</b> | <b>UT</b> |
|------------------------|---------------------|------------|------------|------------|------------|-------------|-------------|-------------|-----------|------------|-----------|-------------|-----------|
| Kalija Lipscomb        | 16-174/1            | 3-8/0      | 8-98/0     | 5-68/1     |            |             |             |             |           |            |           |             |           |
| Jared Pinkney          | 9-119/0             | 2-11/0     | 3-61/0     | 4-47/0     |            |             |             |             |           |            |           |             |           |
| Ke'Shawn Vaughn        | 9-67/0              | 3-24/0     | 4-22/0     | 2-21/0     |            |             |             |             |           |            |           |             |           |
| Cam Johnson            | 7-99/1              | 2-14/0     | 3-31/1     | 2-24/0     |            |             |             |             |           |            |           |             |           |
| Justice Shelton-Mosley | 7-48/0              | 1-5/0      | 4-32/0     | 2-11/0     |            |             |             |             |           |            |           |             |           |
| C.J. Bolar             | 5-36/0              | 2-13/0     | 2-16/0     | 1-7/0      |            |             |             |             |           |            |           |             |           |
| Chris Pierce           | 4-149/1             | 1-16/0     | 3-133/1    | -          |            |             |             |             |           |            |           |             |           |
| James Bostic           | 4-33/0              | 1-8/0      | 2-13/0     | 1-12/0     |            |             |             |             |           |            |           |             |           |
| Ben Bresnahan          | 2-9/0               | -          | -          | 2-9/0      |            |             |             |             |           |            |           |             |           |
| Jamauri Wakefield      | 1-10/0              | 1-10/0     | -          | -          |            |             |             |             |           |            |           |             |           |
| Keyon Brooks           | 1-10/0              | -          | 1-10/0     | -          |            |             |             |             |           |            |           |             |           |
| Jackson Winrow         | 1-4/0               | -          | 1-4/0      | -          |            |             |             |             |           |            |           |             |           |

| <b>Punt Returns</b>    | <b>No.-Yards</b> | <b>UGA</b> | <b>PUR</b> | <b>LSU</b> | <b>NIU</b> | <b>MISS</b> | <b>UNLV</b> | <b>MIZZ</b> | <b>SC</b> | <b>FLA</b> | <b>KY</b> | <b>ETSU</b> | <b>UT</b> |
|------------------------|------------------|------------|------------|------------|------------|-------------|-------------|-------------|-----------|------------|-----------|-------------|-----------|
| Justice Shelton-Mosley | 1-11             | -          | -          | 1-11       |            |             |             |             |           |            |           |             |           |

| <b>Kick Returns</b> | <b>No.-Yards</b> | <b>UGA</b> | <b>PUR</b> | <b>LSU</b> | <b>NIU</b> | <b>MISS</b> | <b>UNLV</b> | <b>MIZZ</b> | <b>SC</b> | <b>FLA</b> | <b>KY</b> | <b>ETSU</b> | <b>UT</b> |
|---------------------|------------------|------------|------------|------------|------------|-------------|-------------|-------------|-----------|------------|-----------|-------------|-----------|
| Jamauri Wakefield   | 2-35             | 2-35       | -          | -          |            |             |             |             |           |            |           |             |           |
| J Shelton-Mosley    | 1-20             | -          | 1-20       | -          |            |             |             |             |           |            |           |             |           |

## 2019 Statistics

| <b>Tackles</b>        | <b>U-A</b> | <b>TOT</b> | <b>UGA</b> | <b>PUR</b> | <b>LSU</b> | <b>NIU</b> | <b>MISS</b> | <b>UNLV</b> | <b>MIZZ</b> | <b>SC</b> | <b>FLA</b> | <b>KY</b> | <b>ETSU</b> | <b>UT</b> |
|-----------------------|------------|------------|------------|------------|------------|------------|-------------|-------------|-------------|-----------|------------|-----------|-------------|-----------|
| Dashaun Jerkins       | 15-10      | 25         | 10-4       | 4-3        | 1-3        |            |             |             |             |           |            |           |             |           |
| Brendon Harris        | 8-7        | 15         | 2-3        | 1-1        | 5-3        |            |             |             |             |           |            |           |             |           |
| Dimitri Moore         | 8-6        | 14         | 1-1        | 3-0        | 4-5        |            |             |             |             |           |            |           |             |           |
| Kenny Hebert          | 8-5        | 13         | 3-2        | 4-1        | 1-2        |            |             |             |             |           |            |           |             |           |
| Tae Daley             | 5-8        | 13         | 3-4        | 2-1        | 0-3        |            |             |             |             |           |            |           |             |           |
| Dontye Williams       | 8-4        | 12         | 3-2        | 2-1        | 3-1        |            |             |             |             |           |            |           |             |           |
| Allan George          | 8-4        | 12         | 2-0        | 4-0        | 2-4        |            |             |             |             |           |            |           |             |           |
| Feleti Afemui         | 3-7        | 10         | 2-6        | DNP        | 1-1        |            |             |             |             |           |            |           |             |           |
| Dayo Odeyingbo        | 5-4        | 9          | 1-3        | 2-1        | 2-0        |            |             |             |             |           |            |           |             |           |
| Caleb Peart           | 4-5        | 9          | -          | 4-2        | 0-3        |            |             |             |             |           |            |           |             |           |
| Max Worship           | 5-3        | 8          | 1-1        | 1-1        | 3-1        |            |             |             |             |           |            |           |             |           |
| BJ Anderson           | 4-3        | 7          | -          | -          | 4-3        |            |             |             |             |           |            |           |             |           |
| Brayden DeVault-Smith | 3-4        | 7          | 2-3        | -          | 1-1        |            |             |             |             |           |            |           |             |           |
| Randall Haynie        | 4-3        | 7          | 0-1        | 2-2        | 2-0        |            |             |             |             |           |            |           |             |           |
| Cam Watkins           | 5-1        | 6          | 3-1        | -          | 2-0        |            |             |             |             |           |            |           |             |           |
| Lashawn Paulino-Bell  | 2-3        | 5          | 0-1        | 2-0        | 0-2        |            |             |             |             |           |            |           |             |           |
| Michael Owusu         | 2-3        | 5          | 0-1        | 2-1        | 0-1        |            |             |             |             |           |            |           |             |           |
| Andre Mintze          | 3-2        | 5          | 1-0        | 1-0        | 1-2        |            |             |             |             |           |            |           |             |           |
| Jaylen Mahoney        | 2-2        | 4          | 1-2        | -          | 1-0        |            |             |             |             |           |            |           |             |           |
| Drew Birchmeier       | 1-2        | 3          | 0-1        | 1-1        | -          |            |             |             |             |           |            |           |             |           |
| Salua Masina          | 1-2        | 3          | 0-1        | 1-1        | -          |            |             |             |             |           |            |           |             |           |
| E. McAllister         | 1-2        | 3          | 0-1        | -          | 1-1        |            |             |             |             |           |            |           |             |           |
| Daevion Davis         | 1-2        | 3          | 0-2        | 1-0        | -          |            |             |             |             |           |            |           |             |           |
| Cameron Tidd          | 0-2        | 2          | -          | 0-1        | 0-1        |            |             |             |             |           |            |           |             |           |
| Elijah Hamilton       | 1-1        | 2          | 1-0        | 0-1        | DNP        |            |             |             |             |           |            |           |             |           |
| J SheltonMosley       | 1-0        | 1          | -          | 1-0        | -          |            |             |             |             |           |            |           |             |           |
| Frank Coppet          | 0-1        | 1          | DNP        | DNP        | 0-1        |            |             |             |             |           |            |           |             |           |
| Justin Harris         | 1-0        | 1          | DNP        | DNP        | 1-0        |            |             |             |             |           |            |           |             |           |
| Brandon Maddox        | 0-1        | 1          | -          | -          | 0-1        |            |             |             |             |           |            |           |             |           |
| Rutger Reitmaier      | 1-0        | 1          | -          | -          | 1-0        |            |             |             |             |           |            |           |             |           |
| Ryley Guay            | 0-1        | 1          | -          | -          | 0-1        |            |             |             |             |           |            |           |             |           |
| Chris Pierce          | 1-0        | 1          | -          | 1-0        | -          |            |             |             |             |           |            |           |             |           |
| <b>Sacks</b>          | <b>U-A</b> | <b>TOT</b> | <b>UGA</b> | <b>PUR</b> | <b>LSU</b> | <b>NIU</b> | <b>MISS</b> | <b>UNLV</b> | <b>MIZZ</b> | <b>SC</b> | <b>FLA</b> | <b>KY</b> | <b>ETSU</b> | <b>UT</b> |
| Jaylen Mahoney        | 1-0        | 1.0        | -          | -          | 1.0-10     |            |             |             |             |           |            |           |             |           |
| Kenny Hebert          | 1-0        | 1.0        | -          | -          | 1.0-10     |            |             |             |             |           |            |           |             |           |

## 2019 Starters • Career Starts

| Defense              | WR       | WR     | WR    | TE      | QB   | RB     | LT      | LG     | C      | RG      | RT    |
|----------------------|----------|--------|-------|---------|------|--------|---------|--------|--------|---------|-------|
| Georgia              | Lipscomb | Pierce | Bolar | Pinkney | Neal | Vaughn | Clemens | Bailey | Miller | Dawkins | Steen |
| Purdue               | Lipscomb | Pierce | Bolar | Pinkney | Neal | Vaughn | Clemens | Bailey | Miller | Dawkins | Steen |
| LSU                  | Lipscomb | Pierce | Bolar | Pinkney | Neal | Vaughn | Stewart | Young  | Miller | Clemens | Steen |
| Northern Illinois    |          |        |       |         |      |        |         |        |        |         |       |
| Ole Miss             |          |        |       |         |      |        |         |        |        |         |       |
| UNLV                 |          |        |       |         |      |        |         |        |        |         |       |
| Missouri             |          |        |       |         |      |        |         |        |        |         |       |
| South Carolina       |          |        |       |         |      |        |         |        |        |         |       |
| Florida              |          |        |       |         |      |        |         |        |        |         |       |
| Kentucky             |          |        |       |         |      |        |         |        |        |         |       |
| East Tennessee State |          |        |       |         |      |        |         |        |        |         |       |
| Tennessee            |          |        |       |         |      |        |         |        |        |         |       |

| Defense              | DE        | DT          | DT    | OLB/NB       | ILB    | ILB           | OLB    | CB      | S       | S     | CB       |
|----------------------|-----------|-------------|-------|--------------|--------|---------------|--------|---------|---------|-------|----------|
| Georgia              | Odeyingbo | Birchmeier  | Tidd  | Mintze (OLB) | Afemui | Devault-Smith | Hebert | Watkins | Jerkins | Daley | Williams |
| Purdue               | Odeyingbo | Birtchmeier | Tidd  | George (NB)  | Peart  | Moore         | Hebert | Watkins | Jerkins | Daley | Williams |
| LSU                  | Odeyingbo | Birtchmeier | Davis | George (NB)  | Afemui | Hebert        | Mintze | Watkins | Jerkins | Daley | Williams |
| Northern Illinois    |           |             |       |              |        |               |        |         |         |       |          |
| Ole Miss             |           |             |       |              |        |               |        |         |         |       |          |
| UNLV                 |           |             |       |              |        |               |        |         |         |       |          |
| Missouri             |           |             |       |              |        |               |        |         |         |       |          |
| South Carolina       |           |             |       |              |        |               |        |         |         |       |          |
| Florida              |           |             |       |              |        |               |        |         |         |       |          |
| Kentucky             |           |             |       |              |        |               |        |         |         |       |          |
| East Tennessee State |           |             |       |              |        |               |        |         |         |       |          |
| Tennessee            |           |             |       |              |        |               |        |         |         |       |          |

| Games Started               | 2019 | 2018 | 2017 | 2016 | Total | Streak |
|-----------------------------|------|------|------|------|-------|--------|
| Jared Pinkney • TE          | 3    | 13   | 9    | 7    | 32    | 18     |
| Kalija Lipscomb • WR        | 3    | 12   | 2    | 8    | 25    | 8      |
| Devin Cochran • OL          | -    | 13   | 10   | -    | 23    | -      |
| Cole Clemens • OL           | 3    | 12   | 1    | -    | 16    | 6      |
| Saige Young • OL            | 1    | 5    | 8    | -    | 14    | 1      |
| Chris Pierce • WR           | 3    | 9    | -    | -    | 12    | 4      |
| Ke'Shawn Vaughn • RB        | 3    | 8    | -    | -    | 11    | 7      |
| CJ Bolar • WR               | 3    | 8    | -    | -    | 10    | 5      |
| Cody Markel • TE            | -    | 3    | 1    | -    | 4     | -      |
| Bryce Bailey • OL           | 2    | 1    | -    | -    | 3     | -      |
| Grant Miller • OL           | 3    | -    | -    | -    | 3     | 3      |
| Tyler Steen • OL            | 3    | -    | -    | -    | 3     | 3      |
| Riley Neal • QB             | 3    | -    | -    | -    | 3     | 3      |
| Jamauri Wakefield • RB      | -    | 2    | -    | -    | 2     | -      |
| Dan Dawkins • OL            | 2    | -    | -    | -    | 2     | -      |
| Jonathan Stewart • OL       | 1    | -    | -    | -    | 1     | 1      |
| Drew Birchmeier • DL        | 3    | 11   | 1    | -    | 15    | 14     |
| Dayo Odeyingbo • DL         | 3    | 10   | -    | -    | 13    | 4      |
| Dimitri Moore • DB          | -    | 11   | -    | -    | 11    | -      |
| Tae Daley • S               | 3    | 8    | -    | -    | 11    | 7      |
| Cameron Tidd • DL           | 2    | 2    | 3    | -    | 7     | -      |
| Frank Coppet • S            | -    | 6    | -    | -    | 6     | -      |
| Caleb Peart • OLB           | 1    | 3    | 2    | -    | 6     | 1      |
| Allan George • NB           | 2    | 3    | -    | -    | 5     | 2      |
| Feleti Afemui • ILB         | 2    | 1    | -    | -    | 3     | 1      |
| Andre Mintze • OLB          | 2    | 1    | -    | -    | 3     | 1      |
| Kenny Hebert • OLB          | 3    | -    | -    | -    | 3     | 3      |
| Cam Watkins • CB            | 3    | -    | -    | -    | 3     | 3      |
| Dashaun Jerkins • S         | 3    | -    | -    | -    | 3     | 3      |
| Dontye Williams • S         | 3    | -    | -    | -    | 3     | 3      |
| Brayden DeVault-Smith • ILB | 1    | 1    | -    | -    | 2     | -      |
| Daevion Davis • DL          | 1    | -    | -    | -    | 1     | 1      |

## 2019 Statistics

### Game-by-Game Team Comparisons (Vanderbilt/Opponent)

|         | Score  | 1st Downs | Rushing | Passing | Penalties | Rush Yards    | Comp-Att-Int      | Pass Yards | Plays-Total Yards | Return Yards | Turnovers |
|---------|--------|-----------|---------|---------|-----------|---------------|-------------------|------------|-------------------|--------------|-----------|
| GEORGIA | 6-30   | 17/25     | 10/17   | 3/6     | 4/2       | 30-116/40-323 | 16-32-0/15-23-0   | 109/156    | 62-225/63-479     | 47/102       | 1/1       |
| Purdue  | 24-42  | 23/27     | 5/3     | 16/20   | 2/4       | 27-71/18-31   | 31-48-1/34-52-1   | 420/509    | 75-491/70-540     | 20/77        | 1/1       |
| LSU     | 38-66  | 17/26     | 5/9     | 10/15   | 2/2       | 34-145/36-181 | 19-39-2/26-38-1   | 229/418    | 73-374/74-599     | 58/93        | 2/2       |
| Totals  | 68-138 | 57/78     | 20/29   | 29/41   | 8/8       | 91-332/94-535 | 66-119-3/75-113-2 | 758/1083   | 210-1090/207-1618 | 125/272      | 4/4       |

|         | 3rd Down    | 4th Down | Time Poss   | TOP Margin | Yards/Rush | Yards/Pass | Yards/Play | Punting         | Penalty Yards |
|---------|-------------|----------|-------------|------------|------------|------------|------------|-----------------|---------------|
| GEORGIA | 3-14/1-7    | 1-2/0-1  | 25:59/34:01 | -8:02      | 3.9/8.1    | 3.4/6.8    | 3.6/7.6    | 7-47.1/2-54.0   | 10-63/10-115  |
| Purdue  | 6-15/5-11   | 0-1/0-0  | 31:23/28:37 | 2:46       | 2.6/1.7    | 8.8/9.8    | 6.5/7.7    | 6-39.2/5-29.0   | 13-100/8-63   |
| LSU     | 6-17/7-15   | 1-2/1-1  | 32:33/27:27 | 5:06       | 4.3/5.0    | 5.9/11.0   | 5.1/8.1    | 8-41.1/5-42.2   | 3-27/6-54     |
| Totals  | 15-46/13-33 | 2-5/1-2  | 89:55/90:05 | -0:10      | 3.6/5.7    | 6.4/9.6    | 5.2/7.8    | 21-42.6/12-38.7 | 190/232       |

### Team Game-by-Game Statistics

|           | -----RUSHING----- |     |    |    | -----RECEIVING----- |      |    |    | -----PASSING----- |      |    |    | -----KICK RET----- |     |    |    | -----PUNT RET----- |     |    |    | Total<br>Offense |
|-----------|-------------------|-----|----|----|---------------------|------|----|----|-------------------|------|----|----|--------------------|-----|----|----|--------------------|-----|----|----|------------------|
|           | No.               | Yds | TD | Lg | No.                 | Yds  | TD | Lg | Cmp-Att-Int       | Yds  | TD | Lg | No.                | Yds | TD | Lg | No.                | Yds | TD | Lg |                  |
| GEORGIA   | 30                | 116 | 0  | 23 | 16                  | 109  | 0  | 16 | 16-32-0           | 109  | 0  | 16 | 2                  | 35  | 0  | 18 | 0                  | 0   | 0  | 0  | 225              |
| at Purdue | 27                | 71  | 1  | 23 | 31                  | 420  | 2  | 75 | 31-48-1           | 420  | 2  | 75 | 1                  | 20  | 0  | 20 | 0                  | 0   | 0  | 0  | 491              |
| LSU       | 34                | 145 | 2  | 52 | 19                  | 229  | 1  | 36 | 19-39-2           | 229  | 1  | 36 | 0                  | 0   | 0  | 0  | 1                  | 11  | 0  | 11 | 374              |
| Totals    | 91                | 332 | 3  | 52 | 66                  | 758  | 3  | 75 | 66-119-3          | 758  | 3  | 75 | 3                  | 55  | 0  | 20 | 1                  | 11  | 0  | 11 | 1090             |
| Opponent  | 94                | 535 | 5  | 46 | 75                  | 1083 | 12 | 70 | 75-113-2          | 1083 | 12 | 70 | 7                  | 160 | 0  | 46 | 10                 | 94  | 1  | 27 | 1618             |

|           | ---TACKLES--- |     |       | ---SACKS--- |        | --FUMBLE-- |        | --Pass Defense-- |     |     | Blkd | -----PAT----- |         |     |     |     |
|-----------|---------------|-----|-------|-------------|--------|------------|--------|------------------|-----|-----|------|---------------|---------|-----|-----|-----|
|           | Solo          | Ast | Total | TFL-Yds     | No-Yds | FF         | FR-Yds | Int-Yds          | QBH | Brk |      | Kick          | Att-Mad | Run | Rcv | Saf |
| GEORGIA   | 36            | 40  | 76    | 2.0-4       | 0.0-0  | 2          | 1-12   | 0-0              | 4   | 3   | 0    | 0-0           | 0       | 0   | 0   | 6   |
| at Purdue | 39            | 18  | 57    | 6.0-14      | 0.0-0  | 0          | 0-0    | 1-0              | 1   | 5   | 0    | 1-1           | 0       | 1   | 0   | 24  |
| LSU       | 36            | 40  | 76    | 6.0-29      | 2.0-20 | 0          | 1-0    | 1-47             | 2   | 2   | 0    | 5-5           | 0       | 0   | 0   | 38  |
| Totals    | 111           | 98  | 209   | 14.0-47     | 2.0-20 | 2          | 2-12   | 2-47             | 7   | 10  | 0    | 6-6           | 0       | 1   | 0   | 68  |
| Opponent  | 113           | 74  | 187   | 17.0-86     | 8.0-58 | 1          | 1-0    | 3-18             | 9   | 17  | 1    | 18-18         | 0       | 0   | 0   | 138 |

## 2019 Scoring Drives

| Vanderbilt |       |       |                                    |
|------------|-------|-------|------------------------------------|
| Opponent   | Plays | Yards | Time                               |
| Georgia    | 12-73 | 5:36  | Guay 26-yard field goal            |
|            | 7-52  | 1:02  | Guay 46-yard field goal            |
| Purdue     | 6-78  | 3:24  | Vaughn 1-yard run                  |
|            | 9-45  | 4:03  | Guay 48-yard field goal            |
|            | 5-44  | 1:38  | Johnson 10-yard pass from Neal     |
|            | 1-75  | 0:11  | Pierce 75-yard pass from Neal      |
| LSU        | 8-75  | 3:56  | Vaughn 5-yard run                  |
|            | 11-52 | 3:37  | Guay 41-yard field goal            |
|            | -     | -     | McAllister 0-yard fumble recovery  |
|            | 3-75  | 1:23  | Vaughn 52-yard run                 |
|            | 7-61  | 3:39  | Lipscomb 18-yard pass from Neal    |
|            | -     | -     | Haynie 47-yard interception return |

| Opponent |       |  |                                    |
|----------|-------|--|------------------------------------|
| Opponent | Plays | Yards                                  | Time                               |
| Georgia  | 8-75  | 3:59                                   | Robertson 3-yard pass from Fromm   |
|          | 10-89 | 5:34                                   | Cook 18-yard run                   |
|          | 7-80  | 4:03                                   | Herrien 1-yard run                 |
|          | 8-56  | 5:23                                   | Blankenship 50-yard field goal     |
|          | 5-20  | 2:21                                   | Blankenship 37-yard field goal     |
|          | 8-31  | 3:23                                   | Blankenship 31-yard field goal     |
| Purdue   | 7-71  | 2:35                                   | Hopkins 12-yard pass from Sindelar |
|          | 4-50  | 1:55                                   | Durham 2-yard pass from Sindelar   |
|          | 6-77  | 1:47                                   | Sparks 50-yard pass from Sindelar  |
|          | 6-85  | 1:55                                   | Hopkins 20-yard pass from Sindelar |
|          | 7-75  | 3:00                                   | Moore 34-yard pass from Sindelar   |
|          | 7-95  | 3:11                                   | Sindelar 1-yard run                |
|          | LSU   | 5-75                                   | 1:13                               |
| 1-64     | 0:11  | Chase 64-yard pass from Burrow         |                                    |
| 5-67     | 1:56  | Ed.-Helaire 9-yard run                 |                                    |
| 4-70     | 1:15  | Chase 25-yard pass from Burrow         |                                    |
| 6-50     | 1:41  | York 25-yard field goal                |                                    |
| 9-90     | 2:11  | Chase 51-yard pass from Burrow         |                                    |
| 1-1      | 0:04  | McMath 6-yard pass from Burrow         |                                    |
| 11-75    | 3:56  | Chase 16-yard pass from Burrow         |                                    |
| -        | -     | Baskerville 0-yard blocked punt return |                                    |
| 5-36     | 2:06  | Emery 6-yard run                       |                                    |

## 2019 Season Highs

| Vanderbilt           |      |   | Opponent             |      |  |
|----------------------|------|---|----------------------|------|--|
| <u>Individual</u>    |      |   | <u>Individual</u>    |      |  |
| Yards Rushing        | 130  | Ke'Shawn Vaughn vs LSU (Sep 21, 2019)               | Rushes               | 16   | D'Andre Swift, vs Georgia (Aug 31, 2019)               |
| TD Rushes            | 2    | Ke'Shawn Vaughn vs LSU (Sep 21, 2019)               | Yards Rushing        | 147  | D'Andre Swift, vs Georgia (Aug 31, 2019)               |
| Long Rush            | 52   | Ke'Shawn Vaughn vs LSU (Sep 21, 2019)               | TD Rushes            | 1    | James Cook, vs Georgia (Aug 31, 2019)                  |
| Pass attempts        | 35   | Riley Neal at Purdue (Sep 07, 2019)                 |                      |      | Brian Herrien, vs Georgia (Aug 31, 2019)               |
| Pass completions     | 24   | Riley Neal at Purdue (Sep 07, 2019)                 |                      |      | Elijah Sindelar, at Purdue (Sep 07, 2019)              |
| Yards Passing        | 378  | Riley Neal at Purdue (Sep 07, 2019)                 |                      |      | John Emery, vs LSU (Sep 21, 2019)                      |
| TD Passes            | 2    | Riley Neal at Purdue (Sep 07, 2019)                 |                      |      | C. Ed.-Helaire, vs LSU (Sep 21, 2019)                  |
| Long Pass            | 75   | Riley Neal at Purdue (Sep 07, 2019)                 | Long Rush            | 46   | C. Ed.-Helaire, vs LSU (Sep 21, 2019)                  |
| Receptions           | 8    | Kalija Lipscomb at Purdue (Sep 21, 2019)            | Pass attempts        | 52   | Elijah Sindelar, at Purdue (Sep 07, 2019)              |
| Yards Receiving      | 133  | Chris Pierce at Purdue (Sep 07, 2019)               | Pass completions     | 34   | Elijah Sindelar, at Purdue (Sep 07, 2019)              |
| TD Receptions        | 1    | Cam Johnson at Purdue (Sep 07, 2019)                | Yards Passing        | 509  | Elijah Sindelar, at Purdue (Sep 07, 2019)              |
|                      |      | Chris Pierce at Purdue (Sep 07, 2019)               | TD Passes            | 6    | Joe Burrow, vs LSU (Sep 21, 2019)                      |
|                      |      | Kalija Lipscomb vs LSU (Sep 21, 2019)               | Long Pass            | 70   | Elijah Sindelar, at Purdue (Sep 07, 2019)              |
| Long Reception       | 75   | Chris Pierce at Purdue (Sep 07, 2019)               | Receptions           | 13   | Rondale Moore, at Purdue (Sep 07, 2019)                |
| Field Goals          | 2    | Ryley Guay vs Georgia (Aug 31, 2019)                | Yards Receiving      | 229  | Ja'Marr Chase, vs LSU (Sep 21, 2019)                   |
| Long Field Goal      | 48   | Ryley Guay at Purdue (Sep 07, 2019)                 | TD Receptions        | 4    | Ja'Marr Chase, vs LSU (Sep 21, 2019)                   |
| Punts                | 7    | Harrison Smith vs Georgia (Aug 31, 2019)            | Long Reception       | 70   | Rondale Moore, at Purdue (Sep 07, 2019)                |
|                      |      | Harrison Smith vs LSU (Sep 21, 2019)                | Field Goals          | 3    | R. Blankenship, vs Georgia (Aug 31, 2019)              |
| Punting Avg          | 47.1 | Harrison Smith vs Georgia (Aug 31, 2019)            | Long Field Goal      | 50   | R. Blankenship, vs Georgia (Aug 31, 2019)              |
| Long Punt            | 66   | Harrison Smith vs LSU (Sep 21, 2019)                | Punts                | 5    | Z.Von Rosenberg, vs LSU (Sep 21, 2019)                 |
| Punts inside 20      | 3    | Harrison Smith at Purdue (Sep 21, 2019)             | Punting Avg          | 54.0 | Jake Camarda, vs Georgia (Aug 31, 2019)                |
| Long Punt Return     | 11   | Justice Shelton-Mosley vs LSU (Sep 21, 2019)        | Long Punt            | 65   | Jake Camarda, vs Georgia (Aug 31, 2019)                |
| Long Kickoff Return  | 20   | Justice Shelton-Mosley at Purdue (Sep 07, 2019)     | Punts inside 20      | 2    | Z.Von Rosenberg, vs LSU (Sep 21, 2019)                 |
| Tackles              | 14   | Dashaun Jerkins vs Georgia (Aug 31, 2019)           | Long Punt Return     | 27   | Tyler Simmons, vs Georgia (Aug 31, 2019)               |
| Sacks                | 1.0  | Kenny Hebert vs LSU (Sep 21, 2019)                  | Long Kickoff Return  | 46   | M. Baskerville, vs LSU (Sep 21, 2019)                  |
|                      |      | Jaylen Mahoney vs LSU (Sep 21, 2019)                | Tackles              | 11   | Ben Holt, at Purdue (Sep 07, 2019)                     |
| Tackles For Loss     | 2.0  | Dayo Odeyingbo at Purdue (Sep 07, 2019)             | Sacks                | 1.5  | Damone Clark, vs LSU (Sep 21, 2019)                    |
|                      |      | Michael Owusu at Purdue (Sep 07, 2019)              | Tackles For Loss     | 3.0  | Jacob Phillips, vs LSU (Sep 21, 2019)                  |
| Interceptions        | 1    | Tae Daley at Purdue (Sep 07, 2019)                  | Interceptions        | 1    | Dedrick Mackey, at Purdue (Sep 07, 2019)               |
|                      |      | Randall Haynie vs LSU (Sep 21, 2019)                |                      |      | JaCoby Stevens, vs LSU (Sep 21, 2019)                  |
|                      |      |   |                      |      | Derek Stingley, vs LSU (Sep 21, 2019)                  |
| <u>Team</u>          |      |   | <u>Team</u>          |      |  |
| Rushes               | 34   | vs LSU (Sep 21, 2019)                               | Rushes               | 40   | vs Georgia (Aug 31, 2019)                              |
| Yards Rushing        | 145  | vs LSU (Sep 21, 2019)                               | Yards Rushing        | 323  | vs Georgia (Aug 31, 2019)                              |
| Yards Per Rush       | 4.3  | vs LSU (Sep 21, 2019)                               | Yards Per Rush       | 8.1  | vs Georgia (Aug 31, 2019)                              |
| TD Rushes            | 2    | vs LSU (Sep 21, 2019)                               | TD Rushes            | 2    | vs Georgia (Aug 31, 2019)                              |
| Pass attempts        | 48   | at Purdue (Sep 07, 2019)                            |                      |      | vs LSU (Sep 21, 2019)                                  |
| Pass completions     | 31   | at Purdue (Sep 07, 2019)                            | Pass attempts        | 52   | at Purdue (Sep 07, 2019)                               |
| Yards Passing        | 420  | at Purdue (Sep 07, 2019)                            | Pass completions     | 34   | at Purdue (Sep 07, 2019)                               |
| Yards Per Pass       | 8.8  | at Purdue (Sep 07, 2019)                            | Yards Passing        | 509  | at Purdue (Sep 07, 2019)                               |
| TD Passes            | 2    | at Purdue (Sep 07, 2019)                            | Yards Per Pass       | 11.0 | vs LSU (Sep 21, 2019)                                  |
| Total Plays          | 75   | at Purdue (Sep 07, 2019)                            | TD Passes            | 6    | vs LSU (Sep 21, 2019)                                  |
| Total Offense        | 491  | at Purdue (Sep 07, 2019)                            | Total Plays          | 74   | vs LSU (Sep 21, 2019)                                  |
| Yards Per Play       | 6.5  | at Purdue (Sep 07, 2019)                            | Total Offense        | 599  | vs LSU (Sep 21, 2019)                                  |
| Points               | 38   | vs LSU (Sep 21, 2019)                               | Yards Per Play       | 8.1  | vs LSU (Sep 21, 2019)                                  |
| Sacks By             | 2    | vs LSU (Sep 21, 2019)                               | Points               | 66   | vs LSU (Sep 21, 2019)                                  |
| First Downs          | 23   | at Purdue (Sep 07, 2019)                            | Sacks By             | 3    | at Purdue (Sep 07, 2019)                               |
| Penalties            | 13   | at Purdue (Sep 07, 2019)                            |                      |      | vs LSU (Sep 21, 2019)                                  |
| Penalty Yards        | 100  | at Purdue (Sep 07, 2019)                            | First Downs          | 27   | at Purdue (Sep 07, 2019)                               |
| Turnovers            | 2    | vs LSU (Sep 21, 2019)                               | Penalties            | 10   | vs Georgia (Aug 31, 2019)                              |
| Interceptions By     | 1    | at Purdue (Sep 07, 2019)                            | Penalty Yards        | 115  | vs Georgia (Aug 31, 2019)                              |
|                      |      | vs LSU (Sep 21, 2019)                               | Turnovers            | 2    | vs LSU (Sep 21, 2019)                                  |
| Punts                | 8    | vs LSU (Sep 21, 2019)                               | Interceptions By     | 2    | vs LSU (Sep 21, 2019)                                  |
| Punting Avg          | 47.1 | vs Georgia (Aug 31, 2019)                           | Punts                | 5    | at Purdue (Sep 07, 2019)                               |
| Long Punt            | 66   | vs LSU (Sep 21, 2019)                               |                      |      | vs LSU (Sep 21, 2019)                                  |
| Punts inside 20      | 3    | at Purdue (Sep 07, 2019)                            | Punting Avg          | 54.0 | vs Georgia (Aug 31, 2019)                              |
| Long Punt Return     | 11   | vs LSU (Sep 21, 2019)                               | Long Punt            | 65   | vs Georgia (Aug 31, 2019)                              |
|                      |      |   | Punts inside 20      | 2    | vs LSU (Sep 21, 2019)                                  |
|                      |      |   | Long Punt Return     | 27   | vs Georgia (Aug 31, 2019)                              |
| <u>Longest Plays</u> |      |   | <u>Longest Plays</u> |      |  |
| Rush                 | 52   | Ke'Shawn Vaughn, vs. LSU (Sep 21, 2019)             | Rush                 | 46   | C. Ed.-Helaire, LSU (Sep 21, 2019)                     |
| Pass                 | 75   | Riley Neal to Chris Pierce, at Purdue (Sep 7, 2019) | Pass                 | 70   | Elijah Sindelar to Rondale Moore, Purdue (Sep 7, 2019) |
| Field Goal           | 48   | Ryley Guay, at Purdue (Sep 7, 2019)                 | Field Goal           | 50   | Rodrigo Blankenship, Georgia (Aug 31, 2019)            |
| Punt                 | 66   | Harrison Smith, vs. LSU (Sep 21, 2019)              | Punt                 | 65   | Jake Camarda, Georgia (Aug 31, 2019)                   |
| Punt Return          | 11   | Justice Shelton-Mosley, vs. LSU (Sep 21, 2019)      | Punt Return          | 27   | Tyler Simmons, Georgia (Aug 31, 2019)                  |
| Kickoff Return       | 20   | Justice Shelton-Mosley, at Purdue (Sep 7, 2019)     | Kickoff Return       | 46   | M. Baskerville, LSU (Sep 21, 2019)                     |
| Interception Return  | 47   | Randall Haynie, vs. LSU (Sep 21, 2019)              | Interception Return  | 18   | Dedrick Mackey, Purdue (Sep 7, 2019)                   |

## 2019 Game Recaps

### Georgia at Vanderbilt Aug. 31 • Nashville, Tennessee

| Score by Quarters | 1  | 2 | 3 | 4 | Final |
|-------------------|----|---|---|---|-------|
| Georgia (1-0)     | 14 | 7 | 3 | 6 | 30    |
| Vanderbilt (0-1)  | 0  | 6 | 0 | 0 | 6     |

| Qtr | Time  | Team - Scoring Play                          | Plays-Yards | TOP  |
|-----|-------|--|-------------|------|
| 1st | 11:01 | UGA - D. Robertson 3 yd pass from Jake Fromm | 8-75        | 3:59 |
|     | 0:56  | UGA- James Cook 18 yd run                    | 10-89       | 5:34 |
| 2nd | 8:01  | UGA - Brian Herrien 1 yd run                 | 7-80        | 4:03 |
|     | 2:25  | VANDY - Ryley Guay 26 yd field goal          | 12-73       | 5:36 |
|     | 0:04  | VANDY - Ryley Guay 46 yd field goal          | 7-52        | 1:02 |
| 3rd | 7:48  | UGA - R. Blankenship 50 yd field goal        | 8-56        | 5:23 |
| 4th | 7:20  | UGA - R. Blankenship 37 yd field goal        | 5-20        | 2:21 |
|     | 2:13  | UGA - R. Blankenship 31 yd field goal        | 8-31        | 3:23 |

|                            | Georgia | Vanderbilt |
|----------------------------|---------|------------|
| FIRST DOWNS                | 25      | 17         |
| RUSHES-YARDS (NET)         | 40-325  | 30-116     |
| PASSING YDS (NET)          | 156     | 109        |
| Passes Att-Comp-Int        | 23-15-0 | 32-16-0    |
| TOTAL OFFENSE PLAYS-YARDS  | 63-481  | 62-225     |
| Fumble Returns-Yards       | 0-0     | 1-12       |
| Punt Returns-Yards         | 4-61    | 0-0        |
| Kickoff Returns-Yards      | 2-41    | 2-35       |
| Interception Returns-Yards | 0-0     | 0-0        |
| Punts (Number-Avg)         | 2-54.0  | 7-47.1     |
| Fumbles-Lost               | 2-1     | 1-1        |
| Penalties-Yards            | 10-117  | 10-63      |
| Possession Time            | 34:01   | 25:59      |
| Third-Down Conversions     | 1 of 7  | 3 of 14    |
| Fourth-Down Conversions    | 0 of 1  | 1 of 2     |
| Red-Zone Scores-Chances    | 5-6     | 1-2        |
| Sacks By: Number-Yards     | 2-22    | 0-0        |

**RUSHING:** Georgia-D'Andre Swift 16-149; Brian Herrien 12-65; Zamir White 5-51; D. Robertson 2-29; James Cook 2-22; Tyler Simmons 2-10; TEAM 1-minus 1.  
Vanderbilt-Ke'Shawn Vaughn 15-74; J SheltonMosley 1-23; Mitchell Pryor 2-11; J. Wakefield 1-7; Dashaun Jerkins 1-3; Riley Neal 10-minus 2.

**PASSING:** Georgia-Jake Fromm 15-23-0-156. Vanderbilt-Riley Neal 14-25-0-85; Deuce Wallace 2-6-0-24; Cam Johnson 0-1-0-0.

**RECEIVING:** Georgia-D. Robertson 3-23; Lawrence Cager 2-41; Kearis Jackson 2-31; Matt Landers 2-26; James Cook 2-13; Charlie Woerner 2-7; Eli Wolf 1-11; Brian Herrien 1-4. Vanderbilt-Ke'Shawn Vaughn 3-24; Kalija Lipscomb 3-8; Cam Johnson 2-14; C.J. Bolar 2-13; Jared Pinkney 2-11; Chris Pierce 1-16; J. Wakefield 1-10; James Bostic 1-8; J SheltonMosley 1-5.

**TACKLES (UA-A):** Georgia-Monty Rice 4-3; Mark Webb 4-3; Azeez Ojulari 2-4; Quay Walker 3-1; R. LeCounte 2-2; Eric Stokes 3-0; Tae Crowder 2-1; J.R. Reed 1-2; Devonte Wyatt 1-2; Travon Walker 1-1; Divaad Wilson 1-1; Jordan Davis 1-1; Tyler Clark 0-2; David Marshall 0-2; C. Smith 1-0; Nate McBride 1-0; Charlie Woerner 1-0; DJ Daniel 1-0; T. Stevenson 1-0; Michael Barnett 1-0; Nolan Smith 1-0; TEAM 1-0; Tyson Campbell 0-1; Justin Young 0-1; C. Tindall 0-1. Vanderbilt-Dashaun Jerkins 10-4; Feleti Afemui 2-6; Tae Daley 3-4; Kenny Hebert 3-2; Dontye Williams 3-2; B.DeVault-Smith 2-3; Brendon Harris 2-3; Cam Watkins 3-1; Dayo Odeyingbo 1-3; Jaylen Mahoney 1-2; Allan George 2-0; Dimitri Moore 1-1; Max Worship 1-1; Daevion Davis 0-2; Elijah Hamilton 1-0; Andre Mintze 1-0; Randall Haynie 0-1; E. McAllister 0-1; Drew Birchmeier 0-1; L. Paulino-Bell 0-1; Michael Owusu 0-1; Salua Masina 0-1.

### Vanderbilt Drops Opener

**NASHVILLE, Tenn.** - Vanderbilt could not slow down Georgia's ground game in the Commodores' season opener, as the third-ranked Bulldogs opened the season with a 30-6 win.

Vanderbilt debuted a new starting quarterback in Riley Neal along with new offensive coordinator Gerry Gdowski. The Commodores also had Ke'Shawn Vaughn, the SEC's top returning rusher who ran for 1,244 yards last season, and the league's top returning receiver in Kalija Lipscomb.

But the Commodores were without three starters, including two on the offensive line with both left tackle Devin Cochran and left guard Saige Young out with injuries. That left Neal with little time to throw against a Georgia defense that returned seven starters on a unit that was 15th nationally giving up just 19.2 points a game last season.

Neal finished 15 of 25 for 85 yards before being replaced by Deuce Wallace for the final possession. Vaughn was held to 74 yards on 15 carries.

Vanderbilt managed a pair of field goals by Ryley Guay of 26 and 46 yards.

D'Andre Swift ran 16 times for 149 yards, and Brian Herrien added 65 and a touchdown run as the Bulldogs rolled up 326 yards rushing. Georgia finished with a 481-225 edge in total offense, and the Bulldogs also had two sacks and recovered a fumble.

## 2019 Game Recaps

### Vanderbilt at Purdue Sept. 7 • West Lafayette, Ind.

| Score by Quarters | 1 | 2 | 3  | 4  | Final |
|-------------------|---|---|----|----|-------|
| Vanderbilt        | 7 | 3 | 0  | 14 | 24    |
| Purdue            | 7 | 7 | 14 | 14 | 42    |

| Qtr | Time  | Team - Scoring Play                                  | Plays | Yards | TOP |
|-----|-------|--|-------|-------|-----|
| 1st | 6:32  | VANDY - Ke'Shawn Vaughn 1 yd run                     | 6-68  | 3:24  |     |
|     | 3:57  | PUR - Brycen Hopkins 12 yd pass from Elijah Sindelar | 7-71  | 2:35  |     |
| 2nd | 4:56  | PUR - Payne Durham 2 yd pass from Elijah Sindelar    | 4-50  | 1:55  |     |
|     | 0:53  | VANDY - Ryley Guay 48 yd field goal                  | 9-45  | 4:03  |     |
| 3rd | 13:13 | PUR - Jared Sparks 50 yd pass from Elijah Sindelar   | 6-77  | 1:47  |     |
|     | 5:06  | PUR - Brycen Hopkins 20 yd pass from Elijah Sindelar | 6-85  | 1:55  |     |
| 4th | 12:27 | VANDY - Cam Johnson 10 yd pass from Riley Neal       | 5-44  | 1:38  |     |
|     | 9:27  | PUR - Rondale Moore 34 yd pass from Elijah Sindelar  | 7-75  | 3:00  |     |
|     | 9:16  | VANDY - Chris Pierce 75 yd pass from Riley Neal      | 1-75  | 0:11  |     |
|     | 6:05  | PUR - Elijah Sindelar 1 yd run                       | 7-95  | 3:11  |     |

|                            | Vanderbilt | Purdue  |
|----------------------------|------------|---------|
| FIRST DOWNS                | 23         | 27      |
| RUSHES-YARDS (NET)         | 27-71      | 18-31   |
| PASSING YDS (NET)          | 420        | 509     |
| Passes Att-Comp-Int        | 48-31-1    | 52-34-1 |
| TOTAL OFFENSE PLAYS-YARDS  | 75-491     | 70-540  |
| Fumble Returns-Yards       | 0-0        | 0-0     |
| Punt Returns-Yards         | 0-0        | 2-8     |
| Kickoff Returns-Yards      | 1-20       | 3-51    |
| Interception Returns-Yards | 1-0        | 1-18    |
| Punts (Number-Avg)         | 6-39.2     | 5-29.0  |
| Fumbles-Lost               | 1-0        | 0-0     |
| Penalties-Yards            | 13-100     | 8-63    |
| Possession Time            | 31:23      | 28:37   |
| Third-Down Conversions     | 6 of 15    | 5 of 11 |
| Fourth-Down Conversions    | 0 of 1     | 0 of 0  |
| Red-Zone Scores-Chances    | 2-4        | 4-5     |
| Sacks By: Number-Yards     | 0-0        | 3-13    |

RUSHING: Vanderbilt-Ke'Shawn Vaughn 17-56; Kalija Lipscomb 1-16; Keyon Brooks 3-7; Deuce Wallace 1-1; Riley Neal 5-minus 9. Purdue-Zander Horvath 8-15; Elijah Sindelar 4-10; King Doerue 5-9; TEAM 1-minus 3.

PASSING: Vanderbilt-Riley Neal 24-35-1-378; Deuce Wallace 7-13-0-42. Purdue-Elijah Sindelar 34-52-1-509.

RECEIVING: Vanderbilt-Kalija Lipscomb 8-98; J SheltonMosley 4-32; Ke'Shawn Vaughn 4-22; Chris Pierce 3-133; Jared Pinkney 3-61; Cam Johnson 3-31; C.J. Bolar 2-16; James Bostic 2-13; Keyon Brooks 1-10; Jackson Winrow 1-4. Purdue-Rondale Moore 13-220; David Bell 4-82; Amad Anderson 4-44; Brycen Hopkins 3-41; Zander Horvath 3-13; Jared Sparks 2-65; Payne Durham 2-28; Jackson Anthrop 2-9; Milton Wright 1-7.

INTERCEPTIONS: Vanderbilt-Tae Daley 1-0. Purdue-Dedrick Mackey 1-18.

FUMBLES: Vanderbilt-Kalija Lipscomb 1-0. Purdue-None.

SACKS (UA-A): Vanderbilt-None. Purdue-Anthony Watts 1-0; Markus Bailey 1-0; Derrick Barnes 1-0.

TACKLES (UA-A): Vanderbilt-Dashaun Jenkins 4-3; Caleb Peart 4-2; Kenny Hebert 4-1; Allan George 4-0; Randall Haynie 2-2; Dimitri Moore 3-0; Tae Daley 2-1; Dayo Odeyingbo 2-1; Michael Owusu 2-1; Dontye Williams 2-1; L. Paulino-Bell 2-0; Drew Birchmeier 1-1; Salua Masina 1-1; Brendon Harris 1-1; Max Worship 1-1; Daevion Davis 1-0; J SheltonMosley 1-0; Chris Pierce 1-0; Andre Mintze 1-0; Elijah Hamilton 0-1; Cameron Tidd 0-1. Purdue-Ben Holt 6-5; Dedrick Mackey 7-2; Kenneth Major 6-0; Anthony Watts 4-1; Cornel Jones 3-1; Karlaftis 3-1; Markus Bailey 3-1; Derrick Barnes 3-1; Kai Higgins 2-1; Simeon Smiley 1-1; Navon Mosley 1-1; Jalen Graham 1-1; Cam Allen 1-0; L. Johnson 1-0; Jackson Anthrop 1-0; Marvin Grant 1-0; Zander Horvath 1-0; B. Thineneman 0-1; Jack Sullivan 0-1.

### Commodores Drop Big Ten Battle

**WEST LAFAYETTE, Ind.** - Vanderbilt's late fourth-quarter touchdowns weren't enough in a loss to Purdue, 42-24, at Ross-Ade Stadium.

Vanderbilt quarterback Riley Neal set up the game's opening score in the first quarter with a 49-yard pass to Kalija Lipscomb, putting the ball on the Purdue 4. Ke'Shawn Vaughn scored on a 1-yard touchdown.

The Commodores were outscored, 28-14, in the second half. The Boilermakers scored quickly after taking the second-half kickoff to take a 21-10 edge.

Sindelar's 20-yard touchdown pass to Brycen Hopkins, from Nashville, pushed the lead to 28-10. The play was set up after a 15-yard penalty for helmet targeting by Vanderbilt cornerback Randall Haynie, who was disqualified.

Vanderbilt closed the deficit to 28-16 on Neal's 10-yard touchdown pass to Cam Johnson early in the fourth quarter.

Moore's 34-yard touchdown grab gave Purdue a 35-16 lead.

Vandy's final score came on Neal's 75-yard touchdown pass to Chris Pierce and a two-point conversion, closing the deficit to 35-24.

Vanderbilt's Ryley Guay stayed perfect to start 2019 with a 48-yard field goal with 53 seconds left in the first half.

Neal threw for 378 yards for two touchdowns as the Commodores had an improved offensive effort from its opening 30-6 loss to Georgia

Purdue had just seven yards on nine carries until the final play of third quarter.

## 2019 Game Recaps

### LSU at Vanderbilt Sept. 21 • Nashville, Tennessee

| Score by Quarters     | 1  | 2  | 3  | 4 | Final |
|-----------------------|----|----|----|---|-------|
| LSU (4-0, 1-0)        | 28 | 10 | 21 | 7 | 66    |
| Vanderbilt (0-3, 0-2) | 7  | 10 | 14 | 7 | 38    |

| Qtr | Time  | Team - Scoring Play                                 | Plays-Yards | TOP  |
|-----|-------|---|-------------|------|
| 1st | 11:04 | VANDY - Ke'Shawn Vaughn 5 yd run                    | 8-75        | 3:56 |
|     | 09:51 | LSU - Just. Jefferson 4 yd pass from Joe Burrow     | 5-75        | 1:13 |
|     | 08:38 | LSU - Ja'Marr Chase 64 yd pass from Joe Burrow      | 1-64        | 0:11 |
|     | 04:58 | LSU - C. Ed.-Helaire 9 yd run                       | 5-67        | 1:56 |
| 2nd | 00:51 | LSU - Ja'Marr Chase 25 yd pass from Joe Burrow      | 4-70        | 1:15 |
|     | 12:14 | VANDY - Ryley Guay 41 yd field goal                 | 11-52       | 3:37 |
|     | 05:55 | LSU - Cade York 25 yd field goal                    | 6-50        | 1:41 |
|     | 01:56 | LSU - Ja'Marr Chase 51 yd pass from Joe Burrow      | 9-90        | 2:11 |
| 3rd | 00:49 | VANDY - E. McAllister 0 yd fumble recovery          | --          | --   |
|     | 14:48 | LSU - Racey McMath 6 yd pass from Joe Burrow        | 1-1         | 0:04 |
|     | 13:25 | VANDY - Ke'Shawn Vaughn 52 yd run (Ryley Guay kick) | 3-75        | 1:23 |
|     | 09:29 | LSU - Ja'Marr Chase 16 yd pass from Joe Burrow      | 11-75       | 3:56 |
|     | 07:22 | LSU - M. Baskerville 0 yd blocked punt return       | --          | --   |
|     | 01:06 | VANDY - Kalija Lipscomb 18 yd pass from Riley Neal  | 7-61        | 3:39 |
| 4th | 09:37 | LSU - John Emery 6 yd run                           | 5-36        | 2:06 |
|     | 01:51 | VANDY - Randall Haynie 47 yd interception return    | --          | --   |

|                            | LSU     | Vanderbilt |
|----------------------------|---------|------------|
| FIRST DOWNS                | 26      | 17         |
| RUSHES-YARDS (NET)         | 36-181  | 34-145     |
| PASSING YDS (NET)          | 418     | 229        |
| Passes Att-Comp-Int        | 38-26-1 | 39-19-2    |
| TOTAL OFFENSE PLAYS-YARDS  | 74-599  | 73-374     |
| Fumble Returns-Yards       | 0-0     | 0-0        |
| Punt Returns-Yards         | 4-25    | 1-11       |
| Kickoff Returns-Yards      | 2-68    | 0-0        |
| Interception Returns-Yards | 2-0     | 1-47       |
| Punts (Number-Avg)         | 5-42.2  | 8-41.1     |
| Fumbles-Lost               | 1-1     | 0-0        |
| Penalties-Yards            | 6-54    | 3-27       |
| Possession Time            | 27:27   | 32:33      |
| Third-Down Conversions     | 7 of 15 | 6 of 17    |
| Fourth-Down Conversions    | 1 of 1  | 1 of 2     |
| Red-Zone Scores-Chances    | 6-6     | 3-3        |
| Sacks By: Number-Yards     | 3-23    | 2-20       |

**RUSHING:** LSU-C. Ed.-Helaire 14-106; John Emery 9-51; Ty Davis-Price 4-19; Myles Brennan 2-14; Chris Curry 3-7; Derek Stingley 1-3; La. Fournette 1-1; Joe Burrow 2-minus 20. Vanderbilt-Ke'Shawn Vaughn 20-130; Ja'Veon Marlow 3-19; Keyon Brooks 5-0; Riley Neal 6-minus 4.

**PASSING:** LSU-Joe Burrow 25-34-0-398; Myles Brennan 1-4-1-20. Vanderbilt-Riley Neal 15-31-1-206; Deuce Wallace 4-8-1-23.

**RECEIVING:** LSU-Ja'Marr Chase 10-229; Racey McMath 5-48; T. Marshall 4-75; Steph. Sullivan 3-48; Just. Jefferson 2-18; C. Ed.-Helaire 1-1; Ty Davis-Price 1-minus 1. Vanderbilt-Kalija Lipscomb 5-68; Jared Pinkney 4-47; Cam Johnson 2-54; Ke'Shawn Vaughn 2-21; J. Shelton Mosley 2-11; Ben Bresnahan 2-9; James Bostic 1-12; C.J. Bolar 1-7.

**INTERCEPTIONS:** LSU-JaCoby Stevens 1-0; Derek Stingley 1-0. Vanderbilt-Randall Haynie 1-47.

**FUMBLES:** LSU-C. Ed.-Helaire 1-1. Vanderbilt-None.

**SACKS (UA-A):** LSU-Damone Clark 1-1; Breiden Fehoko 0-1; Justin Thomas 1-0. Vanderbilt-Jaylen Mahoney 1-0; Kenny Hebert 1-0.

**TACKLES (UA-A):** LSU-Jacob Phillips 6-4; Grant Delpit 4-2; Derek Stingley 5-0; Kristian Fulton 4-1; JaCoby Stevens 1-4; Neil Farrell 2-2; Damone Clark 2-2; Tyler Shelvin 2-2; Breiden Fehoko 2-2; Kary Vincent 1-1; Andre Anthony 1-1; Justin Thomas 1-1; Cordale Flott 1-1; Patrick Queen 0-2; Joseph Evans 0-2; M. Baskerville 1-0; Cameron Lewis 1-0; La. Fournette 1-0; M. Divinity 0-1. Vanderbilt-Dimitri Moore 4-5; Brendon Harris 5-3; BJ Anderson 4-3; Allan George 2-4; Dontye Williams 3-1; Max Worship 3-1; Dashaun Jerkins 1-3; Kenny Hebert 1-2; Andre Mintze 1-2; Tae Daley 0-3; Caleb Peart 0-3; Randall Haynie 2-0; Dayo Odeyingbo 2-0; Cam Watkins 2-0; B.DeVault-Smith 1-1; E. McAllister 1-1; Feleti Afemui 1-1; L. Paulino-Bell 0-2; Justin Harris 1-0; R. Reitmaier 1-0; Jaylen Mahoney 1-0; Michael Owusu 0-1; Frank Coppet 0-1; Cameron Tidd 0-1; Ryley Guay 0-1; Brandon Maddox 0-1.

### Commodores Stumble Against LSU

**NASHVILLE, Tenn.** - Vanderbilt's Ke'Shawn Vaughn ran for 130 yards and two touchdowns but Vanderbilt could not slow No. 4 LSU, falling 66-38, in its second Southeastern Conference game at Vanderbilt Stadium.

Vanderbilt (0-3, 0-2) scored on its opening drive for the first time this season, but couldn't stop the high-powered offense of LSU (4-0, 1-0).

Vaughn moved into a tie for eighth place in Commodore history with 15 rushing touchdowns. He is tied with Khari Blasingame (2016-18) and Jeff Jennings (2004-08). Vaughn also eclipsed the 100-yard mark for the first time this season and sixth at Vanderbilt.

The Commodores scored their most points this season while adding at least one touchdown in every quarter. Kalija Lipscomb hauled in his 20th career touchdown reception, moving into a tie for third with Earl Bennett (2005-07) and Chuck Scott (1981-84) in Commodore history.

Lipscomb also surpassed 2,000 yards receiving for his Vanderbilt career after hauling in five catches for 68 yards.

Vanderbilt's defense forced two turnovers, both which resulted in points. The Commodores recovered a fumble at the end of the second quarter in the end zone for a touchdown and returned an interception for six points in the second half.

Vanderbilt kicker Ryley Guay stayed perfect on the season after converting a 41-yard field goal in the first half for his fourth field goal this season.

The Tigers came in second in the SEC defending the run, giving up just 80.3 yards a game. They gave up a 41-yarder to Vaughn on Vandy's first offensive play, and he broke loose for a 52-yard touchdown run in the third quarter — the longest run this season for the SEC's top returning rusher. Vaughn finished with 20 carries for 130 yards.

The Commodores came in as the only FBS team without a sack this season. Jaylen Mahoney sacked Joe Burrow early in the second quarter. Kenny Hebert also got a sack, and Elijah McAllister recovered an Edwards-Helaire fumble for a touchdown in the final minute of the first half.

Vanderbilt plays host to Northern Illinois on Sept. 28.

## Season-by-Season Records • Head Coach Records

| Season | W | L | T  | Head Coach       | 1958        | 5   | 2   | 3  | Art Guepe        | Head Coach       | Seasons       | W   | L   | T  |
|--------|---|---|----|------------------|-------------|-----|-----|----|------------------|------------------|---------------|-----|-----|----|
| 1890   | 1 | 0 | -- | Elliott H. Jones | 1959        | 5   | 3   | 2  | Art Guepe        | Elliott H. Jones | 1890-92       | 8   | 5   | -- |
| 1891   | 3 | 1 | -- | Elliott H. Jones | 1960        | 3   | 7   | -- | Art Guepe        | W.J. Keller      | 1893          | 6   | 1   | -- |
| 1892   | 4 | 4 | -- | Elliott H. Jones | 1961        | 2   | 8   | -- | Art Guepe        | Henry Thornton   | 1894          | 7   | 1   | -- |
| 1893   | 6 | 1 | -- | W.J. Keller      | 1962        | 1   | 9   | -- | Art Guepe        | C.L. Upton       | 1895          | 5   | 3   | 1  |
| 1894   | 7 | 1 | -- | Henry Thornton   | 1963        | 1   | 7   | 2  | Jack Green       | R.G. Acton       | 1896-98       | 10  | 7   | 3  |
| 1895   | 5 | 3 | 1  | C.L. Upton       | 1964        | 3   | 6   | 1  | Jack Green       | J.L. Crane       | 1899-1900     | 11  | 6   | 1  |
| 1896   | 3 | 2 | 2  | R.G. Acton       | 1965        | 2   | 7   | 1  | Jack Green       | W.H. Watkins     | 1901-02       | 14  | 2   | 1  |
| 1897   | 6 | 0 | 1  | R.G. Acton       | 1966        | 1   | 9   | -- | Jack Green       | J.H. Henry       | 1903          | 6   | 1   | -- |
| 1898   | 1 | 5 | -- | R.G. Acton       | 1967        | 2   | 7   | 1  | Bill Pace        | Dan McGugin •    | 1904-34       | 197 | 55  | 19 |
| 1899   | 7 | 2 | -- | J.L. Crane       | 1968        | 5   | 4   | 1  | Bill Pace        | Ray Morrison     | 1918, 1935-39 | 29  | 22  | 2  |
| 1900   | 4 | 4 | 1  | J.L. Crane       | 1969        | 4   | 6   | -- | Bill Pace        | Red Sanders ••   | 1940-48       | 36  | 22  | 2  |
| 1901   | 6 | 1 | 1  | W.H. Watkins     | 1970        | 4   | 7   | -- | Bill Pace        | E.H. Alley       | 1943          | 5   | 0   | -- |
| 1902   | 8 | 1 | -- | W.H. Watkins     | 1971        | 4   | 6   | 1  | Bill Pace        | Doby Bartling    | 1944-45       | 6   | 6   | 1  |
| 1903   | 6 | 1 | 1  | J.H. Henry       | 1972        | 3   | 8   | -- | Bill Pace        | Bill Edwards     | 1949-52       | 21  | 19  | 2  |
| 1904   | 9 | 0 | -- | Dan McGugin      | 1973        | 5   | 6   | -- | Steve Sloan      | Art Guepe        | 1953-62       | 39  | 54  | 7  |
| 1905   | 7 | 1 | -- | Dan McGugin      | 1974        | 7   | 3   | 2  | Steve Sloan      | Jack Green       | 1963-66       | 7   | 29  | 4  |
| 1906   | 8 | 1 | -- | Dan McGugin      | 1975        | 7   | 4   | -- | Fred Pancoast    | Bill Pace        | 1967-72       | 22  | 38  | 3  |
| 1907   | 5 | 1 | 1  | Dan McGugin      | 1976        | 2   | 9   | -- | Fred Pancoast    | Steve Sloan      | 1973-74       | 12  | 9   | 2  |
| 1908   | 7 | 2 | 1  | Dan McGugin      | 1977        | 2   | 9   | -- | Fred Pancoast    | Fred Pancoast    | 1975-78       | 13  | 31  | -- |
| 1909   | 7 | 3 | -- | Dan McGugin      | 1978        | 2   | 9   | -- | Fred Pancoast    | George MacIntyre | 1979-85       | 25  | 52  | 1  |
| 1910   | 8 | 0 | 1  | Dan McGugin      | 1979        | 1   | 10  | -- | George MacIntyre | Watson Brown     | 1986-90       | 10  | 45  | -- |
| 1911   | 8 | 1 | -- | Dan McGugin      | 1980        | 2   | 9   | -- | George MacIntyre | Gerry DiNardo    | 1991-94       | 19  | 25  | -- |
| 1912   | 8 | 1 | 1  | Dan McGugin      | 1981        | 4   | 7   | -- | George MacIntyre | Rod Dowhower     | 1995-96       | 4   | 18  | -- |
| 1913   | 5 | 3 | -- | Dan McGugin      | 1982        | 8   | 4   | -- | George MacIntyre | Woody Widenhofer | 1997-2001     | 15  | 40  | -- |
| 1914   | 2 | 6 | -- | Dan McGugin      | 1983        | 2   | 9   | -- | George MacIntyre | Bobby Johnson    | 2002-09       | 29  | 66  | -- |
| 1915   | 9 | 1 | -- | Dan McGugin      | 1984        | 5   | 6   | -- | George MacIntyre | Robbie Caldwell  | 2010          | 2   | 10  | -- |
| 1916   | 7 | 1 | 1  | Dan McGugin      | 1985        | 3   | 7   | 1  | George MacIntyre | James Franklin   | 2011-13       | 24  | 15  | -- |
| 1917   | 5 | 3 | -- | Dan McGugin      | 1986        | 1   | 10  | -- | Watson Brown     | Derek Mason      | 2014-active   | 24  | 41  | -- |
| 1918   | 4 | 2 | -- | Ray Morrison     | 1987        | 4   | 7   | -- | Watson Brown     |                  | 130 seasons   | 606 | 623 | 50 |
| 1919   | 5 | 1 | 2  | Dan McGugin      | 1988        | 3   | 8   | -- | Watson Brown     |                  |               |     |     |    |
| 1920   | 5 | 3 | 1  | Dan McGugin      | 1989        | 1   | 10  | -- | Watson Brown     |                  |               |     |     |    |
| 1921   | 7 | 0 | 1  | Dan McGugin      | 1990        | 1   | 10  | -- | Watson Brown     |                  |               |     |     |    |
| 1922   | 8 | 0 | 1  | Dan McGugin      | 1991        | 5   | 6   | -- | Gerry DiNardo    |                  |               |     |     |    |
| 1923   | 5 | 2 | 1  | Dan McGugin      | 1992        | 4   | 7   | -- | Gerry DiNardo    |                  |               |     |     |    |
| 1924   | 6 | 3 | 1  | Dan McGugin      | 1993        | 5   | 6   | -- | Gerry DiNardo    |                  |               |     |     |    |
| 1925   | 6 | 3 | -- | Dan McGugin      | 1994        | 5   | 6   | -- | Gerry DiNardo    |                  |               |     |     |    |
| 1926   | 8 | 1 | -- | Dan McGugin      | 1995        | 2   | 9   | -- | Rod Dowhower     |                  |               |     |     |    |
| 1927   | 8 | 1 | 2  | Dan McGugin      | 1996        | 2   | 9   | -- | Rod Dowhower     |                  |               |     |     |    |
| 1928   | 8 | 2 | -- | Dan McGugin      | 1997        | 3   | 8   | -- | Woody Widenhofer |                  |               |     |     |    |
| 1929   | 7 | 2 | -- | Dan McGugin      | 1998        | 2   | 9   | -- | Woody Widenhofer |                  |               |     |     |    |
| 1930   | 8 | 2 | -- | Dan McGugin      | 1999        | 5   | 6   | -- | Woody Widenhofer |                  |               |     |     |    |
| 1931   | 5 | 4 | -- | Dan McGugin      | 2000        | 3   | 8   | -- | Woody Widenhofer |                  |               |     |     |    |
| 1932   | 6 | 1 | 2  | Dan McGugin      | 2001        | 2   | 9   | -- | Woody Widenhofer |                  |               |     |     |    |
| 1933   | 4 | 3 | 3  | Dan McGugin      | 2002        | 2   | 10  | -- | Bobby Johnson    |                  |               |     |     |    |
| 1934   | 6 | 3 | -- | Dan McGugin      | 2003        | 2   | 10  | -- | Bobby Johnson    |                  |               |     |     |    |
| 1935   | 7 | 3 | -- | Ray Morrison     | 2004        | 2   | 9   | -- | Bobby Johnson    |                  |               |     |     |    |
| 1936   | 3 | 5 | 1  | Ray Morrison     | 2005        | 5   | 6   | -- | Bobby Johnson    |                  |               |     |     |    |
| 1937   | 7 | 2 | -- | Ray Morrison     | 2006        | 4   | 8   | -- | Bobby Johnson    |                  |               |     |     |    |
| 1938   | 6 | 3 | -- | Ray Morrison     | 2007        | 5   | 7   | -- | Bobby Johnson    |                  |               |     |     |    |
| 1939   | 2 | 7 | 1  | Ray Morrison     | 2008        | 7   | 6   | -- | Bobby Johnson    |                  |               |     |     |    |
| 1940   | 3 | 6 | 1  | Red Sanders      | 2009        | 2   | 10  | -- | Bobby Johnson    |                  |               |     |     |    |
| 1941   | 8 | 2 | -- | Red Sanders      | 2010        | 2   | 10  | -- | Robbie Caldwell  |                  |               |     |     |    |
| 1942   | 6 | 4 | -- | Red Sanders      | 2011        | 6   | 7   | -- | James Franklin   |                  |               |     |     |    |
| 1943   | 5 | 0 | -- | E.H. Alley       | 2012        | 9   | 4   | -- | James Franklin   |                  |               |     |     |    |
| 1944   | 3 | 0 | 1  | Doby Bartling    | 2013        | 9   | 4   | -- | James Franklin   |                  |               |     |     |    |
| 1945   | 3 | 6 | -- | Doby Bartling    | 2014        | 3   | 9   | -- | Derek Mason      |                  |               |     |     |    |
| 1946   | 5 | 4 | -- | Red Sanders      | 2015        | 4   | 8   | -- | Derek Mason      |                  |               |     |     |    |
| 1947   | 6 | 4 | -- | Red Sanders      | 2016        | 6   | 7   | -- | Derek Mason      |                  |               |     |     |    |
| 1948   | 8 | 2 | 1  | Red Sanders      | 2017        | 5   | 7   | -- | Derek Mason      |                  |               |     |     |    |
| 1949   | 5 | 5 | -- | Bill Edwards     | 2018        | 6   | 7   | -- | Derek Mason      |                  |               |     |     |    |
| 1950   | 7 | 4 | -- | Bill Edwards     | 2019        | 0   | 3   | -- | Derek Mason      |                  |               |     |     |    |
| 1951   | 6 | 5 | -- | Bill Edwards     | 130 seasons | 606 | 623 | 50 |                  |                  |               |     |     |    |
| 1952   | 3 | 5 | 2  | Bill Edwards     |             |     |     |    |                  |                  |               |     |     |    |
| 1953   | 3 | 7 | -- | Art Guepe        |             |     |     |    |                  |                  |               |     |     |    |
| 1954   | 2 | 7 | -- | Art Guepe        |             |     |     |    |                  |                  |               |     |     |    |
| 1955   | 8 | 3 | -- | Art Guepe        |             |     |     |    |                  |                  |               |     |     |    |
| 1956   | 5 | 5 | -- | Art Guepe        |             |     |     |    |                  |                  |               |     |     |    |
| 1957   | 5 | 3 | 2  | Art Guepe        |             |     |     |    |                  |                  |               |     |     |    |

• McGugin missed the 1918 season on military duty during World War I.

•• Sanders missed the 1943-45 seasons on military duty during World War II.

### Unbeaten (8)

|      |       |                  |
|------|-------|------------------|
| 1944 | 3-0-1 | Doby Bartling    |
| 1943 | 5-0-0 | E.H. Alley       |
| 1922 | 8-0-1 | Dan McGugin      |
| 1921 | 7-0-1 | Dan McGugin      |
| 1910 | 8-0-1 | Dan McGugin      |
| 1904 | 9-0-0 | Dan McGugin      |
| 1897 | 6-0-1 | R.G. Acton       |
| 1890 | 1-0-0 | Elliott H. Jones |

### Nine-Win Seasons (4)

|      |     |                |
|------|-----|----------------|
| 2013 | 9-4 | James Franklin |
| 2012 | 9-4 | James Franklin |
| 1915 | 9-1 | Dan McGugin    |
| 1904 | 9-0 | Dan McGugin    |

### Eight-Win Seasons (13)

|      |       |                  |
|------|-------|------------------|
| 1982 | 8-4   | George MacIntyre |
| 1955 | 8-3   | Art Guepe        |
| 1948 | 8-2-1 | Red Sanders      |
| 1941 | 8-2   | Red Sanders      |
| 1930 | 8-2   | Dan McGugin      |
| 1928 | 8-2   | Dan McGugin      |
| 1927 | 8-1-2 | Dan McGugin      |
| 1926 | 8-1   | Dan McGugin      |
| 1922 | 8-0-1 | Dan McGugin      |
| 1912 | 8-1-1 | Dan McGugin      |
| 1911 | 8-1   | Dan McGugin      |
| 1910 | 8-0-1 | Dan McGugin      |
| 1902 | 8-1   | W.H. Watkins     |

# The Last Time

## Vanderbilt

|                                       |   |
|---------------------------------------|---|
| Three touchdowns                      | Ke'Shawn Vaughn vs. Baylor (3 • 12.27.18)                     |
| Four or more touchdowns               | Earl Bennett vs. Kentucky (5 • 11.12.05)                      |
| Three passing touchdowns              | Kyle Shurmur vs. Tennessee (3 • 11.24.18)                     |
| Four or more passing touchdowns       | Kyle Shurmur at Tennessee (4 • 11.25.17)                      |
| 200 or more passing yards             | Riley Neal at Purdue (378 • 9.7.19)                           |
| 300 or more passing yards             | Riley Neal at Purdue (378 • 9.7.19)                           |
| 400 or more passing yards             | Kyle Shurmur vs. Tennessee (416 • 11.26.16)                   |
| 70-yard completion                    | Riley Neal-Chris Pierce at Purdue (75 • 9.7.19)               |
| 100 or more rushing yards             | Ke'Shawn Vaughn vs. Baylor (243 • 12.27.18)                   |
| 200 or more rushing yards             | Ke'Shawn Vaughn vs. Baylor (243 • 12.27.18)                   |
| 300 or more rushing yards             | Frank Mordica vs. Air Force (321 • 11.18.78)                  |
| 70-yard rush                          | Ke'Shawn Vaughn vs. Tennessee State (78 • 9.29.18)            |
| Three or more rushing touchdowns      | Ke'Shawn Vaughn at Arkansas (3 • 10.27.18)                    |
| 100 or more receiving yards           | Chris Pierce at Purdue (133 • 9.7.19)                         |
| 200 or more receiving yards           | Trent Sherfield vs. Austin Peay (240 • 9.1.15)                |
| Two touchdown receptions              | Kalija Lipscomb vs. Ole Miss (2 • 11.17.18)                   |
| Three or more touchdown receptions    | Earl Bennett vs. Richmond (3 • 9.1.07)                        |
| Kickoff return for touchdown          | Darrius Sims vs. South Carolina (100 • 9.12.14)               |
| Punt return for touchdown             | Jonathan Krause at Wake Forest (83 • 11.24.12)                |
| Interception return for touchdown     | Oren Burks vs. Kentucky (30 • 11.14.15)                       |
| Fumble return for touchdown           | Dayo Odeyingbo vs. Middle Tennessee (3 • 9.1.18)              |
| Three or more field goals made        | Tommy Openshaw at Auburn (3 • 11.5.16)                        |
| 50-yard field goal                    | Ryley Guay vs. Florida (53 • 10.13.18)                        |
| 60-yard punt                          | Parker Thome vs. Tennessee (62 • 11.24.18)                    |
| 70-yard punt                          | Tommy Openshaw vs. Missouri (78 • 10.24.15)                   |
| 10 or more tackles                    | Dashaun Jerkins vs. Georgia (14 • 8.31.19)                    |
| Three or more tackles for loss        | Dare Odeyingbo • C. Wright at Middle Tennessee (3.0 • 9.2.17) |
| Forced multiple fumbles               | LaDarius Wiley at Missouri (2 • 11.10.18)                     |
| Two or more sacks                     | Dayo Odeyingbo vs. Ole Miss (2 • 11.17.18)                    |
| Three or more sacks                   | Charles Wright at Middle Tennessee (3.0 • 9.2.17)             |
| Blocked punt                          | Max Worship vs. Ole Miss (11.17.18)                           |
| Blocked punt returned for touchdown   | Stephen Weatherly vs. UMass (11 • 9.13.14)                    |
| Blocked field goal                    | Zach Cunningham at Auburn (11.5.16)                           |
| Blocked PAT                           | Nifae Lealao at Middle Tennessee (9.2.17)                     |
| Safety                                | Team vs. Ole Miss (11.17.18)                                  |
| 30 or more first downs                | at Tennessee (33 • 11.25.17)                                  |
| 500 or more yards of total offense    | vs. Tennessee State (553 • 9.29.18)                           |
| 300 or more passing yards             | at Purdue (420 • 9.7.19)                                      |
| 400 or more passing yards             | at Purdue (420 • 9.7.19)                                      |
| 200 or more rushing yards             | at Missouri (218 • 11.10.18)                                  |
| 300 or more rushing yards             | vs. Tennessee State (358 • 10.22.16)                          |
| 400 or more rushing yards             | vs. Presbyterian (410 • 9.15.12)                              |
| 40 points or more                     | at Arkansas (45 • 10.27.18)                                   |
| Held opponent under 100 total yards   | vs. Chattanooga (93 • 9.6.03)                                 |
| Held opponent under 200 total yards   | vs. Alabama A&M (103 • 9.9.17)                                |
| Held opponent under 250 total yards   | vs. Tennessee (242 • 11.24.18)                                |
| Held opponent under 100 rushing yards | at Purdue (31 • 9.7.19)                                       |
| Held opponent under 100 passing yards | at Kentucky (18 • 10.29.17)                                   |
| Shut out opponent                     | vs. Alabama A&M (9.9.17)                                      |

## Opponent

|   |  |
|---|--|
| Three touchdowns                        | Benny Snell • Kentucky (3 • 11.11.17)                |
| Four or more touchdowns                 | Justin Boyle • Duke (4 • 10.28.06)                   |
| Three passing touchdowns                | Elijah Sindelar • Purdue (5 • 9.7.19)                |
| Four or more passing touchdowns         | Elijah Sindelar • Purdue (5 • 9.7.19)                |
| 200 or more passing yards               | Elijah Sindelar • Purdue (509 • 9.7.19)              |
| 300 or more passing yards               | Elijah Sindelar • Purdue (509 • 9.7.19)              |
| 400 or more passing yards               | Elijah Sindelar • Purdue (509 • 9.7.19)              |
| 70-yard completion                      | Sindelar-Moore • Purdue (70 • 9.7.19)                |
| 100 or more rushing yards               | D'Andre Swift • Georgia (149 • 8.31.19)              |
| 200 or more rushing yards               | Arian Foster • Tennessee (223 • 11.19.05)            |
| Three or more rushing touchdowns        | Benny Snell • Kentucky (3 • 11.11.17)                |
| 70-yard rush                            | Ty Chandler • Tennessee (75 • 11.24.18)              |
| 100 or more receiving yards             | Rondale Moore • Purdue (220 • 9.7.19)                |
| 200 or more receiving yards             | Rondale Moore • Purdue (220 • 9.7.19)                |
| Three or more touchdown receptions      | Jaylen Samuels • NC State (3 • 12.26.16)             |
| Kickoff return for touchdown            | Nyheim Hines • NC State (100 • 12.26.16)             |
| Punt return for touchdown               | Richaud Floyd • Missouri (74 • 11.18.17)             |
| Interception return for touchdown       | Brandon Lee • Missouri (42 • 11.18.17)               |
| Fumble return for touchdown             | Christian Holmes • Mississippi State (51 • 11.22.14) |
| Three or more field goals made          | Rodrigo Blankenship • Georgia (3 • 8.31.19)          |
| 50-yard field goal                      | Rodrigo Blankenship • Georgia (50 • 8.31.19)         |
| 70-yard punt                            | Ryan Janvion • Wake Forest (71 • 11.30.13)           |
| 10 or more tackles                      | Ben Holt • Purdue (11 • 9.7.19)                      |
| Three or more tackles for loss          | Marquis Haynes • Ole Miss (3.5 • 10.14.17)           |
| Two or more sacks                       | Benito Jones • Ole Miss (2 • 11.17.18)               |
| Blocked punt                            | Drell Greene • Western Kentucky (9.24.16)            |
| Blocked punt returned for touchdown     | L. Mathis • Charleston Southern (17 • 10.11.14)      |
| Blocked field goal                      | Sharrif Floyd • Florida (11.5.11)                    |
| Blocked PAT                             | D.J. Wonnum • South Carolina (10.28.17)              |
| Safety                                  | Marquis Haynes • Ole Miss (10.14.17)                 |
| 30 or more first downs                  | Missouri (31 • 11.10.18)                             |
| 500 or more yards of total offense      | Purdue (540 • 9.7.19)                                |
| 300 or more passing yards               | Purdue (509 • 9.7.19)                                |
| 400 or more passing yards               | Purdue (509 • 9.7.19)                                |
| 200 or more rushing yards               | Georgia (325 • 8.31.19)                              |
| 300 or more rushing yards               | Georgia (325 • 8.31.19)                              |
| 400 or more rushing yards               | Georgia (423 • 10.7.17)                              |
| 40 points or more                       | Purdue (42 • 9.7.19)                                 |
| Held Vanderbilt under 200 total yards   | Alabama (78 • 9.23.17)                               |
| Held Vanderbilt under 100 rushing yards | Purdue (71 • 9.7.19)                                 |
| Held Vanderbilt under 100 passing yards | Alabama (38 • 9.23.17)                               |
| Shut out Vanderbilt                     | Alabama (9.23.17)                                    |