



DUKE

@DUKEBASE



#GODUKE

2018 BASEBALL

GODUKE.COM

SCHEDULE

FEBRUARY		All times Eastern	
16	at Vanderbilt	SEC+	4 p.m.
17	at Vanderbilt		12 p.m.
18	at Vanderbilt	SEC+	1 p.m.
20	N.C. Central	ACCN	4 p.m.
23	Bucknell	ACCN	4 p.m.
24	Bucknell	ACCN	1 p.m.
25	Bucknell	ACCN	1 p.m.
27	at N.C. Central		4 p.m.

MARCH

2	Cornell	ACCN	4 p.m.
3	Cornell	ACCN	3:30 p.m.
4	Cornell	ACCN	1 p.m.
7	Longwood	ACCN	4 p.m.
9	Virginia	ACCN	6 p.m.
10	Virginia	ACCN	1 p.m.
11	Virginia	ACCN	1 p.m.
13	Yale	ACCN	6 p.m.
14	Yale	ACCN	6 p.m.
16	Miami	ACCN	6 p.m.
17	Miami	ACCN	1 p.m.
18	Miami	ACCN	1 p.m.
20	at Campbell	BSN	6 p.m.
21	UMES	ACCN	6 p.m.
23	at Pittsburgh	ACCN	3:30 p.m.
24	at Pittsburgh	ACCN	3 p.m.
25	at Pittsburgh	ACCN	12 p.m.
27	Presbyterian	ACCN	6 p.m.
30	Notre Dame	ACCN	6 p.m.
31	Notre Dame	ACCN	1 p.m.

APRIL

1	Notre Dame	ACCN	1 p.m.
3	at Richmond		3 p.m.
4	Campbell	ACCN	6 p.m.
6	at Wake Forest	ACCN	6 p.m.
7	at Wake Forest	ACCN	4 p.m.
9	at Wake Forest	ESPN	7 p.m.
10	Davidson	ACCN	6 p.m.
13	at Florida State	ACCN	6 p.m.
14	at Florida State	ACCN	2 p.m.
15	at Florida State	ACCN	1 p.m.
17	East Carolina	ACCN	6 p.m.
20	NC State	ACCN	6 p.m.
21	NC State	ACCN	1 p.m.
22	NC State	ACCN	1 p.m.
24	at Davidson	A-10N	6 p.m.
27	at Virginia Tech	ACCN	6 p.m.
28	at Virginia Tech	ACCN	3 p.m.
29	at Virginia Tech	ACCN	1 p.m.

MAY

6	Gardner-Webb (DH)	ACCN	1 p.m.
8	Liberty	ACCN	6 p.m.
11	North Carolina	ACCN	6 p.m.
12	North Carolina	ACCN	1 p.m.
13	North Carolina	ACCN	1 p.m.
15	at Liberty	LFTV	6 p.m.
17	at Georgia Tech	ACCN	6 p.m.
18	at Georgia Tech	ACCN	6 p.m.
19	at Georgia Tech	ACCN	12:30 p.m.

VANDERBILT (0-0, 0-0 SEC) DUKE (0-0, 0-0 ACC)

FEBRUARY 16-18 || HAWKINS FIELD || NASHVILLE, TENN.

FRIDAY // 4 PM

LHP ADAM LASKEY, SO.
4-5, 6.83 ERA

SATURDAY // 1 PM

RHP RYAN DAY, SR.
4-3, 3.30 ERA

SUNDAY // 12 PM

LHP MITCH STALLINGS, SR.
4-3, 4.50 ERA

RHP DRAKE FELLOWS, SO.
3-3, 3.30 ERA

LHP ZACH KING, SO.
2-1, 2.56 ERA

RHP CHANDLER DAY, JR.
7-2, 3.78 ERA



SEC NETWORK+
Available via
WatchESPN app



**BLUE DEVIL IMG
SPORT NETWORK**
Chris Edwards



GODUKE.COM
Live Stats & Audio
WATCHESPN
Live Video

LEADING OFF

Duke and Vanderbilt meet for the first time in program history to open the 2018 campaign as the Blue Devils travel to Nashville, Tenn., February 16-18, 2018 for a three-game series. Duke returns 22 letterwinners from 2017's 30-28 squad, including eight starting position players and all three weekend starters. The Blue Devils and the Commodores take the field in the season opener Friday, Feb. 16 at 4 p.m., resume the series Saturday, Feb. 17 at 12 p.m., and conclude the weekend Sunday, Feb. 18 at 1 p.m.

BY THE NUMBERS

0 Home runs allowed by right-hander Ryan Day in his first year as a starter in 2017. Day was the only ACC pitcher to throw 1.0 innings per game and not allow a home run.

4 Preseason All-America first team honors for junior outfielder Griffin Conine. Baseball America, D1Baseball, Perfect Game/Rawlings and Collegiate Baseball all tabbed the Weston, Fla., native to their respective lists.

7 Number of current Blue Devils selected in the Major League Baseball Draft: OF Griffin Conine, OF Jimmy Herron, INF Wil Hoyle, LHP Adam Laskey, OF Steve Mann, LHP Chris McGrath and INF/RHP Matt Mervis.

13 Newcomers who joined the 2018 Duke roster. Graduate student transfers Ethan DeCaster and Sam Granoff join freshmen Chris Crabtree, Thomas Girard, Matt Dockman, Wil Hoyle, Toma Shigaki-Tham, Bryce Jarvis, Steve Mann, Joey Loperfido, Josh Nifong, Michael Rothenberg and Tyler Wardwell.

20 Duke's national ranking in the Baseball America Preseason Top 25, marking the first time in program history the Blue Devils are ranked entering the season. D1Baseball also tabbed the Blue Devils at No. 25 on its preseason list while the NCBWA ranked Duke at No. 31.

22 Blue Devil returning letterwinners, including eight starting position players. Preseason first team All-American Griffin Conine (.298/.546/.425) and 2017 MLB Draft pick Jimmy Herron (.326/.474/.412) headline that group as both outfielders return for their junior seasons. Duke also returns starting center fielder Griffin Conine (.314/.496/.383), second baseman Max Miller (.237/.299/.363), shortstop Zack Kone (.291/.359/.345), third baseman Jack Labosky (.275/.464/.399), catcher Chris Proctor (.255/.309/.305) and designated hitter Michael Smiciklas (.302/.436/.385).

41 Career stolen bases for junior outfielder Jimmy Herron to rank 13th all-time in program history. Herron also ranks 12th all-time in career batting average (.325), 14th in on base percentage (.415) and 22nd in doubles (39).

142 Number of consecutive games played for senior captain Max Miller. A versatile infielder, the two-time captain has seen time at second, shortstop and third during that span.

PROBABLE LINEUP

C	Chris Proctor	Jr.	45-43, .255
1B	Matt Mervis	So.	4-2, .333
	Joey Loperfido	Fr.	---
2B	Max Miller	Sr.	58-58, .237
3B	Jack Labosky	Sr.	57-57, .275
SS	Zack Kone	Jr.	57-57, .291
LF	Jimmy Herron	Jr.	58-58, .326
CF	Kennie Taylor	Jr.	45-41, .314
RF	Griffin Conine	Jr.	58-58, .291
DH	Michael Smiciklas	Sr.	47-40, .302



VS



.280	BA	.271
409	R	357
599	H	536
114	2B	120
17	3B	11
51	HR	38
379	RBI	312
.420	SLG%	.400
287	BB	227
475	SO	411
.373	OB%	.359
54	SB	68
3.71	ERA	4.84
227	BB	212
544	K	438
.976	FLD%	.974

BLUE DEVILS IN THE POLLS

Week	BA	CB	D1	NCBWA	PG	USAT
Preseason	NR	NR	25	31	20	RV

2017 ACC STANDINGS

ATLANTIC DIVISION

School	ACC	Pct.	Overall	Pct.
Louisville	23-4	.852	46-7	.868
Wake Forest	17-10	.630	36-16	.692
Clemson	16-11	.593	38-15	.717
NC State	14-13	.519	31-21	.596
Florida State	12-14	.462	33-20	.623
Notre Dame	10-17	.370	26-27	.491
Boston College	8-19	.296	22-26	.458

COASTAL DIVISION

School	ACC	Pct.	Overall	Pct.
North Carolina	21-6	.778	42-10	.808
Virginia	16-11	.593	39-12	.765
Miami	13-13	.500	26-26	.500
Duke	11-16	.407	27-25	.519
Georgia Tech	10-17	.370	26-24	.520
Virginia Tech	9-18	.333	23-29	.442
Pittsburgh	8-19	.296	22-28	.440

ACC WEEKEND SERIES

Boston College at Bethune-Cookman
 Clemson vs. William & Mary
 Duke at Vanderbilt
 Florida State vs. Xavier
 Georgia Tech at Atlanta Challenge
 Louisville at Charleston Crab House Challenge
 Miami vs. Rutgers
 North Carolina at South Florida
 NC State vs. Seton Hall
 Notre Dame at LSU
 Pittsburgh at Sunshine State Classic
 Virginia at UCF Tournament
 Virginia Tech at Coastal Carolina Tournament
 Wake Forest vs. Georgetown, Navy & Gardner-Webb

SERIES HISTORY

Duke and Vanderbilt meet for the first time in program history to open the 2018 season.

AGAINST THE SEC

In program history, Duke has faced seven teams who are currently members of the SEC: Auburn (2-1), Florida (5-3), Georgia (16-17-2), LSU (0-1), Ole Miss (1-2), Mississippi State (2-0), South Carolina (55-35-1) and Tennessee (2-0). Most recently, Duke took the field against South Carolina in the 2016 NCAA Columbia Regional.

UPWARD TREND

With wins over No. 14 Clemson and No. 10 Virginia, Duke not only clinched the Pool D slot in the 2017 ACC Championship semifinals but also secured 30 wins for the fourth straight season. With 30 wins in 2017, Duke recorded the program's first stretch of four-consecutive 30-win seasons since the Blue Devils compiled a run of seven straight 30-win campaigns from 1992-98. In 2016, Duke earned an at-large bid to the NCAA Tournament, ending a drought of 55 years without making the postseason event. The first head coach to guide the Blue Devils to the NCAA Tournament since 1961, **Chris Pollard** is also the first Duke skipper to lead the team to four 30-win seasons in his first five campaigns and is the fastest Duke coach to reach 100 wins with the Blue Devils.

DUKE RANKED IN PRESEASON POLLS

For the first time in program history, Duke appeared in three preseason polls to start the 2018 season, landing at No. 31 on the National Baseball Writers Association (NCBWA) list, No. 25 on D1Baseball's chart and No. 20 in Perfect Game's rankings.

BLUE DEVILS PICKED TO FINISH THIRD IN ACC COASTAL DIVISION

Duke was picked to finish third in the 2018 ACC Coastal Division in a poll of the conference's 14 head coaches. Twelve coaches picked North Carolina to win the Coastal Division, while Virginia received the other two first place votes. The Tar Heels tallied 96 points, ahead of Virginia (83), Duke (62), Miami (60), Georgia Tech (46), Virginia Tech (27), and Pittsburgh (18).

UP FOR THE CHALLENGE

Duke begins the season against a ranked team for the fourth time during head coach **Chris Pollard's** six-year tenure. A season-ago, Duke faced then-No. 7 Oregon State twice at the Sanderson Ford Spring Training Classic in Surprise Arizona. In 2016, Duke won 2-of-3 against then-No. 10 California at the Durham Bulls Athletic Park, securing a pair of walkoff victories. Pollard's first season as Duke's head coach pitted the Blue Devils against then-No. 13 Florida to start the 2013 campaign. Overall, the Blue Devils once again face a challenging slate as 29 of Duke's 56 contests in 2018 are against teams that registered 30 or more wins a season ago. In addition, Duke's 2018 schedule features 22 games versus 2017 NCAA Tournament participants, including match ups against Vanderbilt, Yale, Virginia, Wake Forest, Florida State, Davidson, NC State and North Carolina.

STALLINGS & DAY ANCHOR ROTATION

Senior pitchers **Mitch Stallings** and **Ryan Day** return to once again anchor Duke's weekend rotation. Prior to 2017, both Day and Stallings spent the previous two seasons as key members of the Duke bullpen before moving into the starting rotation. As a junior, Stallings recorded seven quality starts as Duke's Friday starter, leading the team in innings (76.0) and strikeouts (74). The Atlanta native enters his senior season ranked 13th in program history in career ERA, fourth in career saves and seventh in strikeouts per nine innings. Day was the only ACC pitcher to throw 1.0 innings per game and not allow a home run to rank 12th in the league in ERA (3.30), fifth in walks allowed (17), third in doubles allowed (7) and fifth in WHIP (1.10).

2018 HONORS

OF, CHASE CHEEK, SO.

2018 Omaha Award

OF GRIFFIN CONINE, JR.

Baseball America Preseason All-America First Team
 Collegiate Baseball Preseason All-America First Team
 D1Baseball Preseason All-America First Team
 Perfect Game Preseason All-America First Team
 Perfect Game Preseason All-ACC

OF, JIMMY HERRON, JR.

Baseball America Preseason All-America Third Team

LHP, CHRIS MCGRATH, SR.

2018 Omaha Award

PLAYER RANKINGS

BASEBALL AMERICA

2018 TOP 100 COLLEGE PROSPECTS

11	Griffin Conine	OF
42	Jimmy Herron	OF

BASEBALL AMERICA

2018 TOP 200 MLB DRAFT PROSPECTS

16	Griffin Conine	OF
	Jimmy Herron	OF
	Zack Kone	SS

DIBASEBALL TOP 100 COLLEGE PROSPECTS

10	Griffin Conine	OF
55	Jimmy Herron	OF

DIBASEBALL TOP ACC PROSPECTS, 2018 DRAFT

1	Griffin Conine	OF
9	Jimmy Herron	OF
21	Zack Kone	SS
44	Kennie Taylor	OF
49	Chris Proctor	C

DIBASEBALL TOP ACC PROSPECTS, 2019 DRAFT

5	Graeme Stinson	LHP
9	Adam Laskey	LHP
32	Matt Mervis	RHP/INF

DIBASEBALL ACC IMPACT FRESHMEN

10	Michael Rothenberg	C
13	Josh Nifong	RHP

DIBASEBALL

TOP 20 COLLEGE OF, 2018 DRAFT

1	Griffin Conine	OF
10	Jimmy Herron	OF

MLB PIPELINE

TOP 50 MLB DRAFT PROSPECTS

19	Griffin Conine	OF
----	----------------	----

PERFECT GAME

TOP 250 PROSPECTS, 2018 DRAFT

10	Griffin Conine	OF
107	Jimmy Herron	OF

PERFECT GAME

TOP 100 COLLEGE PROSPECTS, 2018 DRAFT

6	Griffin Conine	OF
48	Jimmy Herron	OF

PERFECT GAME

2018 TOP 50 COLLEGE SENIORS

29	Jack Labosky	INF/RHP
----	--------------	---------

PERFECT GAME

2018 TOP 100 COLLEGE JUNIORS

4	Griffin Conine	OF
43	Jimmy Herron	OF

PERFECT GAME

2018 TOP 100 COLLEGE SOPHOMORES

63	Adam Laskey	LHP
----	-------------	-----

PERFECT GAME

2018 TOP 50 COLLEGE FRESHMEN

47	Josh Nifong	RHP
----	-------------	-----

QUICK FACTS

PROGRAM HISTORY

First Year of Program	1889
All-Time Program Record	2,043-1,755-34
Most Victories in a Season	39 (1996)
NCAA Tournament Appearances (Last)	6 (2016)
NCAA Tournament Record	18-14
ACC Tournament Appearances (Last)	35 (2017)
ACC Tournament Record	24-59
ACC Championships	3 (1956, 1957, 1961)
All-ACC Selections	99
All-Americans	9
MLB Draft Selections (Alumni)	69 (42)

UNIVERSITY INFORMATION

Location	Durham, N.C.
Founded	1838 as Trinity College
Enrollment	6,485
Colors	Duke Blue (PMS 287) & White
Nickname	Blue Devils
Conference (Division)	ACC (Coastal)
President	Dr. Vincent Price
Athletic Director	Dr. Kevin M. White

STAFF

Head Coach	Chris Pollard
Career Overall Record	538-446-3
Career Division I Record	397-338-2
Duke Record (ACC)	153-128 (61-88)
Associate Head Coach	Josh Jordan
Assistant Coach // Hitting	Jason Stein
Assistant Coach // Pitching	Dusty Blake
Director of Operations	Chris Gordon
Sports Administrator	Brad Berndt
Athletic Trainer	Aldo Plata

TEAM INFORMATION

2017 Overall Record	30-28
2017 ACC Record (Finish)	12-18 (9th)
2017 Postseason	ACC Semifinals

LETTERMEN RETURNING 22

Chase Cheek, Bill Chillari, Griffin Conine, Hunter Davis, Chris Dutra, Ryan Day, Jimmy Herron, Zack Kone, Jack Labosky, Adam Laskey, Chris McGrath, Matt Mervis, Max Miller, Erikson Nichols, Chris Proctor, Michael Smiciklas, Mitch Stallings, Graeme Stinson, Kennie Taylor, Aaron Therien, Coleman Williams, Peter Zyla

STARTERS RETURNING 11

Griffin Conine, Ryan Day, Jimmy Herron, Zack Kone, Jack Labosky, Adam Laskey, Max Miller, Chris Proctor, Michael Smiciklas, Mitch Stallings, Kennie Taylor

LETTERMEN LOST 9

Justin Bellinger, Karl Blum, Daniel Calabretta, Thomas Crispi, Nick Hendrix, Kevin Lewallyn, Jalen Phillips, Luke Whitten, James Ziemba

NEWCOMERS 13


Chris Crabtree, Thomas Girard, Matt Dockman, Wil Hoyle, Toma Shigaki-Than, Bryce Jarvis, Ethan DeCaster, Steve Mann, Joey Loperfido, Josh Nifong, Michael Rothenberg, Sam Granoff, Tyler Wardwell

SPORTS INFORMATION

Baseball Contact	Ashley Wolf
Office	(919) 668-4393
Cell	(984) 244-0112

DURHAM BULLS ATHLETIC PARK

409 BLACKWELL STREET, DURHAM, NC 27701




Opened	1995
Surface	Grass
Capacity	10,000
Dimensions	305-LF, 371-LC, 400-CF 373-RC, 327-RF

On October 2, 2015, Duke renewed its agreement with the Durham Bulls to play home games at the Durham Bulls Athletic Park (DBAP), home of the Triple-A affiliate of the Tampa Bay Rays. Beginning in 2016, the contract renewal is a seven-year agreement that allows Duke to play up to 36 exhibition and home games at the DBAP each year. The agreement also called for a limited number of Duke practices at the DBAP as well as a new permanent Duke locker room and clubhouse at the facility. Duke and the Durham Bulls began their partnership prior to the Blue Devils' 2010 season. The 2016 campaign marks the seventh consecutive season in which Duke will play home games at the DBAP. Under the new agreement, the Blue Devils will play the vast majority of their home schedule at the minor league venue.

JACK COOMBS FIELD

101 WHITFORD DRIVE., DURHAM, NC 27708



Opened	1931
Surface	Turf
Capacity	2,000
Dimensions	325-LF, 370-LC, 400-CF, 380-RC, 335-RF

Jack Coombs Field is Blue Devils' the on-campus home field, located up the hill from Cameron Indoor Stadium. Duke's home stadium since 1931, Coombs underwent significant renovations over the past several years, including the installation of state-of-the-art synthetic AstroTurf in 2011. The Blue Devils are scheduled to play six games in 2018 at Coombs, including a three-game ACC series against NC State as well as a midweek contest versus East Carolina and a doubleheader versus Gardner-Webb.

CONINE'S BREAKOUT SEASON

Junior outfielder **Griffin Conine** enters the season as one of the nation's most touted players. In addition to first team Preseason All-America honors from Baseball America, Collegiate Baseball, D1Baseball and Perfect Game/Rawlings, Conine was also named to the 55-player Golden Spikes Award watch list. This past season, Conine collected his first career All-ACC honors after leading the Blue Devils in slugging percentage (.571), on base percentage (.437), RBI (56), triples (2), home runs (13), total bases (117) and walks (40). Conine was the first Blue Devil to total 50-plus RBI in a season since first baseman Nate Freiman (62) in 2009. He was also the first Duke player with 10 or more home runs in a season since Jake Lemmerman (10) in 2010. Over the summer, Conine earned the Cape Cod Baseball League's Robert A. McNeece Award, given to the league's top pro prospect as voted on by Major League Baseball scouts. In 45 games with the Cotuit Kettleers, Conine hit .326 with 58 hits, 11 home runs, five doubles and 31 RBI. He was selected to the CCBL All-Star Game and garnered West Division MVP honors as well.

HERRON LEADING OFF

Griffin Conine is not the only Blue Devil outfielder to earn 2018 preseason All-America honors. Selected by the Yankees in the 31st round of the 2017 MLB Draft, junior **Jimmy Herron** was tabbed to the Baseball America Preseason All-America third team. Herron followed his freshman All-America season with another standout campaign this past year. Herron led the team in batting average (.326), doubles (17), runs (53), hits (74) and stolen bases (17). In addition, Herron drove in 39 RBI and knocked five home runs. In two seasons at Duke, Herron owns a .325 batting average, good for 12th in the school's all-time records. Herron also ranks in school history with 41 career stolen bases. Over the summer, he earned CCBL East Division MVP accolades, hitting .343 with 11 doubles, four homers, 22 RBI and 15 stolen bases with the Orleans Firebirds.

CAPE COD LEAGUE SUCCESS

Five Blue Devils spent the summer in Massachusetts, playing in the prestigious Cape Code Baseball League. Outfielder's **Griffin Conine** and **Jimmy Herron** were both named to the all-league team as well as the all-star game, ultimately earning MVP honors. Shortstop **Zack Kone** was also named to the all-start game, while catcher **Chris Proctor** won a gold glove for his position. Lastly, pitcher **Graeme Stinson** posted a 2.45 ERA with 32 strikeouts in 18.1 innings with the Orleans Firebirds.

BLUE DEVILS IN THE 2017 MLB DRAFT

Three Blue Devils and two Duke NLI signees were selected during the 2017 Major League Baseball Amateur Draft. Junior first baseman Justin Bellinger was taken by the Cincinnati Reds in the 22nd round, redshirt junior pitcher James Ziemba was selected in the 22nd round by the Los Angeles Angels and outfielder **Jimmy Herron** was picked in the 31st round by the New York Yankees. Bellinger began his professional career with AZL Reds, Ziemba was assigned to the Orem Owlz and Herron elected to return to Duke for his junior season. Head coach **Chris Pollard** has had 14 players drafted during his Duke tenure, including 11 pitchers and three position players. In addition, the Detroit Tigers picked freshman outfielder **Steve Mann** in the 38th round and the Oakland Athletics drafted freshman infielder **Wil Hoyle** in the 38th round. Both elected to enroll at Duke and join the 2018 Blue Devils.

STAFF ADDITIONS

Head coach **Chris Pollard** made two changes to his staff entering the 2018 season. After five seasons as the head coach at Pfeiffer University, **Dusty Blake** joined the Blue Devils as Duke's pitching coach, taking over for Pete Maki who left to become the Minnesota Twins' minor league pitching coordinator. In addition, Pollard hired **Chris Gordon** as the Blue Devils' Assistant to the Head Coach, a role that coordinates team travel and meals, assists with the recruiting process and on-campus visits, facilitates the team's statistics and analytics technology, and coordinates all Duke baseball camps. Gordon came to Duke from East Tennessee State, where he spent the past four seasons as the program's pitching coach and recruiting coordinator.



CHRIS POLLARD

HEAD COACH
SIXTH SEASON AT DUKE

14

Chris Pollard became Duke University's 25th head baseball coach in June 2012, taking the reigns of the Blue Devil program after successful stints at Pfeiffer University and Appalachian State University. In addition to guiding the Blue Devils to four straight 30-win seasons, Pollard led Duke to an at-large bid to the 2016 NCAA Tournament, ending the program's 55-year drought without making the postseason event. Pollard became the fastest Duke head coach to reach 100 wins with the Blue Devils, recording his 100th victory at Duke March 15, 2016 against Maryland Eastern Shore. During Pollard's tenure, 13 Blue Devils have been selected in the Major League Baseball Draft.

RECORDS

Career	538-446-3
At Duke	153-128
ACC	61-88
ACC Tournament	3-4
NCAA Tournament	2-4

EDUCATION

B.A. Psychology	Davidson '96
M.S. Physical Education	Mississippi St. '04

EXPERIENCE

Duke University (2013-Present)	Head Coach
Appalachian State (2005-12)	Head Coach
Pfeiffer University (2000-04)	Head Coach
Davidson College (1996-99)	Assistant Coach

ACCOMPLISHMENTS

NCAA Tournaments (3)	2004, 2012, 2016
Conference Championships (2)	2004, 2012
Conference Coach of the Year (2)	2004, 2012

YEAR-BY-YEAR

Year	School	Record	%	Conference	Record	%	Finish
2000	Pfeiffer	20-28	.417	Conference Carolinas	10-15	.400	8th
2001	Pfeiffer	21-26	.447	Conference Carolinas	11-12	.478	6th
2002	Pfeiffer	26-23-1	.530	Conference Carolinas	11-14	.440	8th
2003	Pfeiffer	33-17	.660	Conference Carolinas	16-10	.615	3rd
2004	Pfeiffer	41-14	.745	Conference Carolinas	18-6	.750	1st
2005	Appalachian State	10-42	.192	Southern Conference	5-24	.172	11th
2006	Appalachian State	24-31-1	.438	Southern Conference	9-18	.333	8th
2007	Appalachian State	33-26	.559	Southern Conference	14-13	.519	4th
2008	Appalachian State	32-27	.542	Southern Conference	14-13	.519	6th
2009	Appalachian State	33-21	.611	Southern Conference	15-13	.536	6th
2010	Appalachian State	38-18	.675	Southern Conference	14-14-1	.500	7th
2011	Appalachian State	33-27	.550	Southern Conference	15-15	.500	6th
2012	Appalachian State	41-18	.695	Southern Conference	21-9	.700	t-1st
2013	Duke	26-29	.473	Atlantic Coast Conference	9-21	.300	11th
2014	Duke	33-25	.541	Atlantic Coast Conference	16-14	.533	4th
2015	Duke	31-22	.585	Atlantic Coast Conference	10-19	.345	t-12th
2016	Duke	33-24	.579	Atlantic Coast Conference	14-16	.467	7th
2017	Duke	30-28	.517	Atlantic Coast Conference	12-18	.400	9th
2018	Duke	0-0		Atlantic Coast Conference	0-0		

ASSISTANT COACHES



12

JOSH JORDAN

Associate Head Coach



11

JASON STEIN

Assistant Coach // Hitting



39

DUSTY BLAKE

Assistant Coach // Pitching

CHRIS POLLARD VS. ALL OPPONENTS

School	Duke	Total	School	Duke	Total	School	Duke	Total
Akron	1-0	3-0	Furman	0-1	20-11	Oklahoma	0-0	1-2
Alabama	0-0	0-3	Gardner-Webb	2-0	12-7	Oregon State	0-2	0-2
Albany	0-0	0-3	George Mason	0-0	0-2	Penn	1-1	1-1
Army West Point	2-1	4-1	Georgia Southern	0-0	10-18	Penn State	0-1	0-1
Auburn	0-0	1-2	Georgia Tech	8-8	8-8	Pittsburgh	5-6	5-6
Binghamton	2-1	2-1	Gonzaga	0-2	0-2	Presbyterian	2-0	5-0
Boston College	4-5	4-5	Hartford	1-0	1-0	Princeton	5-0	5-0
Bryant	1-0	1-0	High Point	2-0	11-2	Quinnipiac	2-0	3-0
Buffalo	0-0	1-1	Indiana	0-0	0-0	Radford	0-0	2-1
Bucknell	3-0	3-0	Iona	1-0	1-0	Richmond	1-0	1-0
California	4-2	4-2	Jacksonville State	0-0	5-1	Rider	3-0	10-0
Campbell	3-4	4-5	Kentucky	0-0	0-1	Saint Louis	0-1	0-1
Canisius	0-0	5-3	LaSalle	1-0	3-0	Samford	0-0	8-6
Charleston Southern	0-0	0-1	Liberty	5-5	5-5	South Carolina	0-1	0-4
Charlotte	1-0	3-1-1	Louisville	2-4	2-4	Southern California	0-1	0-1
The Citadel	0-0	10-16	Longwood	4-1	9-2	Tennessee	0-0	2-1
Clemson	3-6	3-6	LSU	0-0	2-1	Tennessee Tech	0-0	1-1
Coastal Carolina	1-1	1-1	Marist	0-0	1-0	Toledo	3-0	3-0
College of Charleston	0-0	7-20	Marshall	1-0	1-0	Towson	1-2	1-2
Columbia	2-0	4-0	Maryland	1-2	1-2	UMES	3-0	6-0
Coppin State	0-0	3-0	Miami (Fla.)	4-12	5-13	UNC Asheville	0-0	9-0
Cornell	0-0	2-1	Mount St. Mary's	1-0	1-0	UNCG	4-1	15-16
Davidson	4-1	22-7	NC State	3-6	4-9	Upstate	0-0	2-0
Dayton	0-0	3-0	Niagara	0-0	3-0	Vanderbilt	0-0	0-0
Delaware State	1-0	1-0	Norfolk State	2-0	2-0	Virginia	4-11	5-11
East Carolina	0-4	0-4	North Carolina	4-8	4-14	Virginia Tech	9-6	9-6
East Tennessee State	0-0	5-9	North Carolina A&T	2-0	18-3	Wake Forest	7-6	10-13
Elon	0-0	4-21	North Carolina Central	11-0	12-0	West Virginia	0-1	0-1
Fairleigh Dickinson	0-0	2-1	Notre Dame	4-2	4-2	Western Carolina	0-0	9-16-1
Florida	1-2	1-2	Oakland	0-0	3-0	Wofford	0-0	20-4
Florida State	3-6	3-11	Ohio State	1-0	1-0	Yale	1-0	2-1



2018 ROSTER

CATCHERS: 4 // INFELDERS: 12 // OUTFIELDERS: 7
RHP: 12 // LHP: 8

PRONUNCIATION GUIDE

Bill Chillari	chill-air-ee
Chris Dutra	dew-tra
Thomas Girard	jer-rard
Jimmy Herron	hair-in
Cameron Kovachik	koh-vah-chick
Jack Labosky	luh-boss-key
Toma Shigaki-Tham	toe-ma shih-gah-kee-thon
Michael Smicklas	smick-liss
Mitch Stallings	stahl-ings
Jason Stein	steen
Graeme Stinson	graham
Aaron Therien	thayer-ee-un
Peter Zyla	zye-luh

SUPPORT STAFF

Brad Amersbach	Academic Coordinator
Brad Berndt	Baseball Administrator
Niesha Campbell	Iron Dukes Major Gifts
Anthony Davis	Equipment Manager
Brittany Del Barba	Digital Video Assistant
Matt Duncan	Ticket Operations
Chris Edwards	Play-by-Play Announcer
Chris Gordon	Director of Operations
Matt Hess	Game Operations
Joe Manhertz	Iron Dukes Major Gifts
Dan Perlmutter	Strength & Conditioning Coach
Sam Place	Marketing
Aldo Plata	Athletic Trainer
Sterling Truitt	Live Video Assistant
De'Ana Tyler	Duke Dukes Annual Fund
Ashley Wolf	Sports Information

PLAYERS

#	Name	B/T	Pos.	Ht.	Wt.	Cl.	Hometown (Previous School)
2	Zack Kone	R/R	INF	6-3	200	Jr.	Boca Raton, Fla. (Pine Crest)
3	Chris Crabtree	L/L	INF	6-4	220	Fr.	Bahama, N.C. (Riverside)
4	James McGhee	L/L	OF	5-8	160	RJr.	Pensacola, Fla. (Pensacola Catholic)
5	Max Miller	R/R	INF	5-11	175	Sr.	Ponte Vedra, Fla. (Ponte Vedra)
6	Jack Labosky	R/R	INF/RHP	6-3	235	Sr.	Clovis, Calif. (Clovis North)
7	Chris Dutra	R/R	C	5-11	210	So.	New Rochelle, N.Y. (Iona Prep)
8	Thomas Girard	R/R	RHP	5-11	170	Fr.	Simsbury, Conn. (Avon Old Farms)
9	Griffin Conine	L/R	OF	6-1	200	Jr.	Weston, Fla. (Pine Crest School)
10	Peter Zyla	L/R	INF/C	5-11	180	Sr.	Alpharetta, Ga. (Saint Pius X Catholic)
13	Ryan Day	R/R	INF/RHP	5-11	185	Sr.	Phelan, Calif. (Los Osos)
15	Kennie Taylor	R/R	OF	5-11	170	Jr.	Tampa, Fla. (Jesuit)
16	Michael Smicklas	L/R	OF	6-3	195	Sr.	Boca Raton, Fla. (Boca Raton Community)
17	Matt Dockman	L/L	LHP	6-4	210	Fr.	Hilliard, Ohio (Watterson)
18	Aaron Therien	S/R	C	6-1	195	So.	Durham, N.C. (Durham Academy)
19	Al Pesto	R/R	RHP	6-3	210	Jr.	Savannah, Ga. (Benedictine Military)
20	Matt Mervis	L/R	INF/RHP	6-4	225	So.	North Bethesda, Md. (Georgetown Prep)
21	Chris McGrath	R/L	LHP	6-4	200	Sr.	Atlanta, Ga. (Marist)
22	Wil Hoyle	S/R	INF	5-9	160	Fr.	Durham, N.C. (Jordan)
23	Chris Proctor	L/R	C	6-1	180	Jr.	Lawndale, N.C. (Burns)
24	Toma Shigaki-Tham	R/R	RHP	5-11	150	Fr.	Oakton, Va. (Oakton)
27	Bill Chillari	L/L	LHP	6-2	215	So.	Newport, N.J. (St. Augustine Prep)
28	Bryce Jarvis	L/R	RHP/INF	6-2	170	Fr.	Franklin, Tenn. (Brentwood Academy)
29	Coleman Williams	R/R	RHP	6-4	215	So.	Atlanta, Ga. (Marist)
30	Jimmy Herron	R/L	OF	6-1	195	Jr.	Harleysville, Pa. (LaSalle)
31	Graeme Stinson	L/L	LHP	6-5	250	So.	Norcross, Ga. (Norcross)
32	Ethan DeCaster	R/R	RHP	6-3	190	Gr.	Shoreview, Minn. (Mounds View/Creighton)
33	Adam Laskey	R/L	LHP	6-3	205	So.	Barrington, N.J. (Haddon Heights)
34	Steve Mann	R/R	OF	6-0	195	Fr.	Farmington Hills, Mich. (Detroit County Day)
36	Joey Loperfido	L/R	INF	6-4	195	Fr.	Haddonfield, N.J. (Haddonfield Memorial)
37	Josh Nifong	L/R	RHP	6-7	225	Fr.	High Point, N.C. (High Point Christian Academy)
38	Michael Rothenberg	S/R	C	6-3	210	Fr.	Boca Raton, N.C. (Pine Crest)
40	Sam Granoff	L/L	LHP	6-5	200	Gr.	Naples, Fla. (Naples/San Francisco)
41	Hunter Davis	R/R	RHP	6-4	205	Jr.	Atlanta (The Westminster Schools)
42	Erikson Nichols	R/R	INF	6-4	200	So.	Oradell, N.J. (Bergen Catholic)
43	Chase Cheek	L/L	OF	6-1	180	So.	Orlando, Fla. (Dr. Phillips)
44	Zack Hersh	R/L	LHP	5-10	170	RSo.	Short Hills, N.J. (Seton Hall Prep)
45	Cameron Kovachik	R/R	RHP	6-5	220	So.	Monroe, Conn. (Masuk)
47	Mitch Stallings	L/L	LHP	6-2	170	Sr.	Atlanta, Ga. (The Lovett School)
50	Tyler Wardwell	S/R	INF	6-2	185	Fr.	Cincinnati, Ohio (La Salle)

COACHES

14	Chris Pollard	Head Coach	Davidson ('96)
12	Josh Jordan	Associate Head Coach // Recruiting Coordinator	Catawba ('02)
11	Jason Stein	Assistant Coach // Hitting Coach	Eastern Kentucky ('97)
39	Dusty Blake	Assistant Coach // Pitching Coach	Appalachian State ('03)



TV

ROSTER



2

ZACK KONE

INF • Jr. • Boca Raton, Fla.



3

CHRIS CRABTREE

INF • Fr. • Bahama, N.C.



4

JAMES MCGHEE

OF • R/Jr. • Pensacola, Fla.



5

MAX MILLER

INF • Sr. • Ponte Vedra, Fla.



6

JACK LABOSKY

INF/RHP • Sr. • Clovis, Calif.



7

CHRIS DUTRA

C • So. • New Rochelle, N.Y.



8

THOMAS GIRARD

RHP • Fr. • Simsbury, Conn.



9

GRIFFIN CONINE

OF • Jr. • Weston, Fla.



10

PETER ZYLA

OF/C • Sr. • Alpharetta, Ga.



13

RYAN DAY

INF/RHP • Sr. • Phelan, Calif.



15

KENNIE TAYLOR

OF • Jr. • Tampa, Fla.



16

MICHAEL SMICKLAS

OF • Sr. • Boca Raton, Fla.



17

MATT DOCKMAN

LHP • Fr. • Hilliard, Ohio



18

AARON THERIEN

C • Jr. • Durham, N.C.



19

AL PESTO

RHP • Jr. • Savannah, Ga.



20

MATT MERVIS

INF/RHP • So. • Potomac, Md.



21

CHRIS MCGRATH

LHP • Sr. • Atlanta, Ga.



22

WIL HOYLE

INF • Fr. • Durham, N.C.



23

CHRIS PROCTOR

C • Jr. • Lawndale, N.C.



24

TOMA SHIGAKI-THAM

RHP • Fr. • Oakton, Va.



27

BILL CHILLARI

LHP • So. • Newport, N.J.



28

BRYCE JARVIS

RHP/INF • Fr. • Franklin, Tenn.



29

COLEMAN WILLIAMS

RHP • So. • Atlanta, Ga.



30

JIMMY HERRON

OF • Jr. • Harleysville, Pa.



31

GRAEME STINSON

LHP • So. • Norcross, Ga.



32

ETHAN DECASTER

RHP • Gr. • Shoreview, Minn.



33

ADAM LASKEY

LHP • So. • Barrington, N.J.



34

STEVE MANN

OF • Fr. • Farmington Hills, Mich.



36

JOEY LOPERFIDO

INF • Fr. • Haddonfield, N.J.



37

JOSH NIFONG

RHP • Fr. • High Point, N.C.



38

MICHAEL ROTHENBERG

C • Fr. • Boca Raton, Fla.



40

SAM GRANOFF

LHP • Gr. • Naples, Fla.



41

HUNTER DAVIS

RHP • Jr. • Atlanta, Ga.



42

ERIKSON NICHOLS

INF • So. • Oradell, N.J.



43

CHASE CHEEK

OF • So. • Orlando, Fla.



44

ZACK HERSH

LHP • RSo. • Short Hills, N.J.



45

CAMERON KOVACHIK

RHP • So. • Monroe, Conn.



47

MITCH STALLINGS

LHP • Sr. • Atlanta, Ga.



50

TYLER WARDWELL

INF • Fr. • Cincinnati, Ohio



DUKE MLB

ACTIVE BLUE DEVILS IN THE PROS

Name	Pos	Team	Level	Organization
Justin Bellinger	1B	AZL Reds	RK	Cincinnati Reds
Jordan Betts	3B	Salem Red Sox	A+	Boston Red Sox
Bailey Clark	RHP	South Bend Cubs	A	Chicago Cubs
Andrew Istler	RHP	Rancho Cucamonga Quakes	A+	Los Angeles Dodgers
Kenny Koplove	RHP	Batavia Muckdogs	A (SS)	Miami Marlins
James Marvel	RHP	Bradenton Marauders	A+	Pittsburgh Pirates
Michael Matuella	RHP	Hickory Crawdads	A	Texas Rangers
Sarkis Ohanian	RHP	Dayton Dragons	A	Cincinnati Reds
Marcus Stroman	RHP	Toronto Blue Jays	MLB	Toronto Blue Jays
James Ziemba	LHP	Orem Owlz	RK	Los Angeles Angels

CURRENT BLUE DEVILS IN THE MLB DRAFT



GRIFFIN CONINE

Jr. || OF || 2015 || Marlins || 31st Round



STEVE MANN

Fr. || OF || 2017 || Tigers || 38th Round




JIMMY HERRON

Jr. || OF || 2017 || Yankees || 31st Round



CHRIS McGRATH

Sr. || LHP || 2014 || Mariners || 35th Round



WIL HOYLE

Fr. || 2017 || Athletics || 38th Round



MATT MERVIS

So. || INF/RHP || 2016 || Nationals || 39th Round



ADAM LASKEY

So. || LHP || 2016 || Giants || 31st Round

MAJOR LEAGUE BASEBALL DRAFT SELECTIONS

Year	Name	Pos.	Organization	Rd.	Overall
2017	Justin Bellinger	INF	Cincinnati Reds	22nd	
2017	James Ziemba	LHP	Los Angeles Angels	22nd	
2017	Jimmy Herron ^	OF	New York Yankees	31st	
2016	Bailey Clark	RHP	Chicago Cubs	5th	164
2016	James Ziemba ^	LHP	Philadelphia Phillies	37th	1,097
2016	Brian McAfee	RHP	Tampa Bay Rays	38th	1,140
2015	Michael Matuella	RHP	Texas Rangers	3rd	78
2015	Sarkis Ohanian	RHP	Cincinnati Reds	9th	265
2015	Kenny Koplove	RHP	Philadelphia Phillies	17th	504
2015	Andrew Istler	RHP	Los Angeles Dodgers	23rd	702
2015	James Marvel	RHP	Pittsburgh Pirates	36th	1,087
2014	Drew Van Orden	RHP	Washington Nationals	5th	154
2014	Jordan Betts	3B	Boston Red Sox	18th	554
2014	Robert Huber	RHP	Oakland Athletics	26th	792
2012	Marcus Stroman	RHP	Toronto Blue Jays	1st	22
2011	Dennis O'Grady	RHP	San Diego Padres	34th	1,043
2010	Jake Lemmerman	SS	Los Angeles Dodgers	5th	172
2010	Chris Manno	LHP	Washington Nationals	26th	776
2010	Jeremy Gould	LHP	New York Mets	28th	842
2010	Michael Ness	RHP	Houston Astros	33rd	993
2009	Nate Freiman	1B	San Diego Padres	8th	234
2009	Andrew Wolcott	RHP	Arizona Diamondbacks	17th	516
2009	Matt Williams	C	Chicago Cubs	18th	560
2009	Alex Hassan	RHP/OF	Boston Red Sox	20th	618
2009	Chris Manno ^	LHP	Washington Nationals	38th	1,132
2009	Tim Sherlock	OF	Arizona Diamondbacks	40th	1,206
2009	Michael Ness ^	RHP	San Francisco Giants	47th	1,407
2008	Nate Freiman ^	1B	Texas Rangers	28th	843
2007	Jimmy Gallagher	OF	Chicago White Sox	7th	239
2007	Brett Bartles	INF	Cincinnati Reds	30th	919
2007	Tony Bajoczek	RHP	Boston Red Sox	34th	1,041
2004	Tim Layden	LHP/INF	Chicago Cubs	6th	186
2004	Zach Schreiber	RHP	Atlanta Braves	16th	491
2003	Brian Patrick	OF	Toronto Blue Jays	25th	740
2002	Larry Broadway	1B	Montreal Expos	3rd	77
2002	Kevin Kelly	INF	San Francisco Giants	5th	157
2001	J.D. Alleva	INF	Kansas City Royals	24th	715
1999	Vaughn Schill	SS	Seattle Mariners	4th	125
1999	Chris Capuano	LHP	Arizona Diamondbacks	8th	238
1999	Stephen Cowie	RHP	Seattle Mariners	9th	287
1998	Jeff Becker	INF	Milwaukee Brewers	20th	596
1998	Gregg Maluchnik	C	Atlanta Braves	20th	611
1997	Richard Dishman	RHP	Atlanta Braves	23rd	712
1996	Scott Schoeneweis	LHP	California Angels	3rd	85
1996	David Darwin	LHP	Detroit Tigers	26th	761
1996	Richard Dishman ^	RHP	San Francisco Giants	46th	1,345
1996	Mike King	OF	Tampa Bay Devil Rays	62nd	1,613
1995	Ray Farmer	OF	Seattle Mariners	61st	1,522
1994	Ryan Jackson	LHP/OF	Florida Marlins	7th	180
1994	Sean McNally	3B	Kansas City Royals	16th	443
1994	Scott Pinoni	1B	Kansas City Royals	20th	555
1992	Mike Kotarski	LHP	Colorado Rockies	20th	571
1992	Quinton McCracken	2B	Colorado Rockies	25th	771
1991	John Courtright	LHP	Cincinnati Reds	8th	224
1990	Tim Rumer	LHP	New York Yankees	8th	213
1990	Tim Roberts	LHP	Seattle Mariners	75th	1,445
1989	Mike Trombley	RHP	Minnesota Twins	14th	371
1988	John Furch	1B	Chicago White Sox	23rd	587
1984	Ron Bianco	2B	Chicago Cubs	24th	599
1984	Tommy Decker	C	Cleveland Indians	41st	812
1983	Todd Lamb	RHP	Atlanta Braves	10th	256
1982	Tom Brassil	SS	San Diego Padres	6th	135
1981	Tom Brassil ^	SS	Detroit Tigers	15th	380
1980	Kevin Rigby	2B	Atlanta Braves	14th	341
1979	Larry Doby	OF	Chicago White Sox	34th	811
1976	Steve Kesses !	OF	New York Mets	1st	16
1972	Brian Bochow	SS	Pittsburgh Pirates	32nd	699
1971	Alan Schwartz	P	Cincinnati Reds	3rd	52

Bold Italic Denotes current player; *Italic* Denotes active player

^ Denotes player returned to Duke; ! Denotes January secondary draft



CHASE CHEEK

SOPHOMORE // OF // L/L // 6-1 // 180 // ORLANDO, FLA.

- Co-recipient of the team's Omaha Award, given annually to the squad's top all-around athlete during offseason workouts.
- Program record holder in the 60-yard dash and vertical jump.
- Elected to the team's leadership council.
- Tabbed the No. 19 ACC freshman on Perfect Game's 2017 preseason list.
- 2016 Perfect Game/Rawlings Third Team All-American (HS)
- Listed at the No. 156 overall prospect in the class of 2016 by Perfect Game as well as the No. 23 outfielder.

CAREER STATISTICS

Year	Avg	GP	GS	AB	R	H	2B	3B	HR	RBI	BB	SO	SB	ATT
2017	.190	35	7	42	6	8	2	0	0	1	4	17	2	3
2018	-	-	-	-	-	-	-	-	-	-	-	-	-	-
TOTAL	.190	35	7	42	6	8	2	0	0	1	4	17	2	3

CAREER HIGHS

- Hits: 2, vs Oregon State, Feb 17, 2017
- Doubles: 1, Boston College, Apr 15, 2017 ; Virginia Tech, Mar 10, 2017
- Total bases: 2, Boston College, Apr 15, 2017 ; vs Oregon State, Feb 17, 2017 ; Virginia Tech, Mar 10, 2017
- RBI: 1, Wake Forest, Mar 19, 2017
- Runs scored: 2, vs Oregon State, Feb 17, 2017
- Walks: 1, 4 times
- Struck out: 2, at NCCU, Feb 21, 2017 ; Princeton, Mar 04, 2017 ; Virginia Tech, Mar 11, 2017
- Sac bunts: 1, Virginia Tech, Mar 11, 2017
- At bats: 4, vs Oregon State, Feb 17, 2017 ; Princeton, Mar 04, 2017
- Stolen bases: 2, Princeton, Mar 04, 2017



BILL CHILLARI

SOPHOMORE // LHP // L/L // 6-2 // 215 // NEWPORT, N.J.

- 2016 Rawlings/Perfect Game Honorable Mention All-American (HS)
- Rated among Perfect Game's top 500 overall prospects in the class of 2016 as well as the No. 85 left-handed pitcher.
- Also rated the No. 18 overall prospect and No. 4 left-handed pitcher in the state of New Jersey.

CAREER STATISTICS

Year	ERA	W	L	App	GS	CG	SHO	CBO	SV	IP	H	R	ER	BB	SO
2017	5.87	0	1	15	0	0	0	0	0	15.1	15	11	10	8	12
2018	-	-	-	-	-	-	-	-	-	-	-	-	-	-	-
TOTAL	5.87	0	1	15	0	0	0	0	0	15.1	15	11	10	8	12

CAREER HIGHS

- Innings pitched: 4.0, Mount St. Mary's, Mar 08, 2017
- Walks allowed: 2, Princeton, Mar 04, 2017
- Strikeouts: 4, Mount St. Mary's, Mar 08, 2017
- Batters faced: 12, Mount St. Mary's, Mar 08, 2017
- Field chances: 1, Mount St. Mary's, Mar 08, 2017 ; at Virginia, Mar 26, 2017
- Putouts: 1, at Virginia, Mar 26, 2017
- Assists: 1, Mount St. Mary's, Mar 08, 2017

GAME-BY-GAME

Date	Opponent	GS	IP	H	R	ER	BB	SO	DEC
2/17/17	Gonzaga		1.1	1	0	0	0	0	-
2/19/17	Oregon State		0.2	0	0	0	0	0	-
2/27/17	Southern California		1.1	2	1	1	1	2	L
3/4/17	Princeton		1.2	0	0	0	2	2	-
3/8/17	Mount St. Mary's		4.0	0	0	0	0	4	-
3/11/17	Virginia Tech		0.1	1	2	2	1	0	-
3/19/17	Wake Forest		1.0	0	0	0	1	1	-
3/21/17	Maryland Eastern Shore		1.0	0	0	0	1	1	-
3/24/17	at Virginia		1.0	1	0	0	0	1	-
3/26/17	at Virginia		1.0	1	0	0	1	0	-
3/29/17	North Carolina A&T		1.0	0	0	0	0	1	-
4/2/17	Pittsburgh		0.0	2	1	1	0	0	-
4/15/17	Boston College		0.2	2	3	3	1	0	-
4/19/17	North Carolina Central		0.1	2	2	1	0	0	-
5/16/17	Liberty		0.0	3	2	2	0	0	-



GRIFFIN CONINE

JUNIOR || OF || L/L || 6-1 || 200 || WESTON, FLA.

- Selected to compete at the College Home Run Derby July 1, 2017 in Omaha, Neb.
- Led the team in slugging percentage (.546), on base percentage (.425), RBI (56), home runs (13), total bases (119) and walks (41) last season.
- First Blue Devil with 50+ RBI in a season since Nate Freiman (62) in 2009.
- First Blue Devil with double-digit home runs in a season since Jake Lemmerman (10) in 2010.
- 2017 home run total ranked eighth in the school's single season records while his RBI total was good for 10th all-time at Duke.
- Played for the Cotuit Kettleers of the Cape Code Baseball League over the 2017 summer, earning the Robert A. McNeece Award, given to the league's top pro prospect. Hit .329 in 42 games with the Kettleers, totaling a league-high nine homers to go along with five doubles, a triple and 28 RBI. Named to the CCBL All-Star game and won co-MVP honors with Duke teammate Jimmy Herron.
- Tabbed 2016 Perfect Game/Rawlings Second Team Collegiate All-American after leading the Northwoods League with 16 home runs as a member of the La Crosse Loggers. Ended the summer with a .286 batting average, 15 doubles, 47 RBI, 30 walks and 16 stolen bases with the Loggers.
- High school teammate of current Blue Devil sophomore Zack Kone.
- Selected by the Miami Marlins in the 31st round (No. 926 overall) of the 2015 MLB Draft.
- Son of two-time MLB all-star and World Series champion Jeff Conine.

CAREER STATISTICS

Year	Avg	GP	GS	AB	R	H	2B	3B	HR	RBI	BB	SO	SB	ATT
2016	.205	35	20	73	9	15	3	0	0	6	11	16	3	3
2017	.298	58	58	218	52	65	11	2	13	56	41	45	9	9
2018	-	-	-	-	-	-	-	-	-	-	-	-	-	-
TOTAL	.275	93	78	291	61	80	14	2	13	62	52	61	12	12

CAREER HIGHS

- Hits: 4, at NCCU, Feb 21, 2017
- Doubles: 2, Army West Point, Feb 25, 2017
- Triples: 1, vs Oregon State, Feb 17, 2017 ; Princeton, Mar 04, 2017
- Home runs: 2, at Campbell, Apr 12, 2017
- Total bases: 9, at Campbell, Apr 12, 2017
- RBI: 5, at Campbell, Apr 12, 2017 ; at Virginia, Mar 24, 2017 ; Pittsburgh, Mar 31, 2017
- Runs scored: 3, MD Eastern Shore, Mar 21, 2017
- Walks: 3, East Carolina, Mar 22, 2016 ; Davidson, Mar 28, 2017
- Hit by pitch: 1, 8 times
- Struck out: 3, Virginia Tech, Mar 11, 2017 ; North Carolina, Mar 18, 2016
- Sac flies: 1, at Coastal, Feb 28, 2016 ; at Virginia, Mar 24, 2017
- At bats: 6, at NCCU, Feb 21, 2017 ; at Virginia, Mar 24, 2017
- Stolen bases: 2, Princeton, Mar 04, 2017
- Field chances: 6, at Louisville, Apr 21, 2017
- Putouts: 6, at Louisville, Apr 21, 2017
- Assists: 1, 5 times

HONORS

- 2018 Baseball America Preseason All-America (1st)
- 2018 Collegiate Baseball Preseason All-American (1st)
- 2018 D1Baseball Preseason All-America (1st)
- 2018 Perfect Game/Rawlings Preseason All-American (1st)
- 2018 Perfect Game Rawlings Preseason All-ACC
- 2017 Cape Cod League McNeece Award
- 2017 CCBL All-Star
- 2017 CCBL West Division MVP
- 2017 All-ACC Second Team
- 2017 Perfect Game/Rawlings Midseason All-American
- 2016 Perfect Game/Rawlings Collegiate All-American (2nd)

RANKINGS

- 2018 Baseball America Top 100 College Prospects: No. 11
- 2018 Baseball America Top 200 MLB Draft Prospects: No. 16
- 2018 D1Baseball Top 100 College Prospects: No. 10
- D1Baseball Top ACC Prospects, 2018 Draft: No. 1
- D1Baseball Top 20 College OF, 2018 Draft: No. 1
- 2018 MLB Pipeline Top 50 MLB Draft Prospects: No. 19
- Perfect Game Top 250 Prospects, 2018 Draft: NO. 10
- Perfect Game Top 100 College Prospects, 2018 Draft: No. 6
- Perfect Game 2018 Top 100 College Juniors: No. 4

DUKE SINGLE SEASON RECORDS

HOME RUNS

1	Ryan Jackson	1994	22
2	Nate Freiman	2009	20
3	Scott Pinoni	1994	19
4	Ed Conrey	1998	16
5	Sean McNally	1994	15
6	Vaughn Schill	1998	14
	Gregg Maluchinuk	1998	14
8	Griffin Conine	2017	13
	John Furch	1988	13
9	Jeff Becker	1997	12
	Ryan Jackson	1993	12

RBI

1	Ed Conrey	1998	76
2	Sean McNally	1994	71
3	Gregg Maluchinuk	1996	68
4	Scott Pinoni	1994	63
5	Ryan Jackson	1994	63
6	Nate Freiman	2009	62
	Jeff Becker	1997	62
8	Mike King	1996	60
9	Michael Fletcher	1998	58
10	Griffin Conine	2017	56



CHRIS CRABTREE

FRESHMAN || INF || L/L || 6-4 || 220 || BAHAMA, N.C.

• Rated as a top 500 overall prospect as well as the No. 19 first baseman in the 2017 recruiting class by Perfect Game.

CAREER STATISTICS

Year	Avg	GP	GS	AB	R	H	2B	3B	HR	RBI	BB	SO	SB	ATT
2018	-	-	-	-	-	-	-	-	-	-	-	-	-	-
TOTAL	-	-	-	-	-	-	-	-	-	-	-	-	-	-

CAREER HIGHS

Hits
 Doubles
 Triples
 Home Runs
 Total bases
 RBI
 Runs scored
 Walks
 Struck out
 Sac bunts
 At bats
 Stolen bases



HUNTER DAVIS

JUNIOR || RHP || R/R || 6-4 || 205 || ATLANTA, GA.

• Elected to the team's leadership council for the third straight year.
• Majoring in economics.

CAREER STATISTICS

Year	ERA	W	L	App	GS	CG	SHO	CBO	SV	IP	H	R	ER	BB	SO
2016	4.15	0	0	8	0	0	0	0	0	13.0	16	10	6	10	12
2017	4.20	0	1	12	2	0	0	0	0	15.0	12	9	7	13	15
2018	-	-	-	-	-	-	-	-	-	-	-	-	-	-	-
TOTAL	4.18	0	1	20	2	0	0	0	0	28.0	28	19	13	23	27

SINGLE-GAME HIGHS

Innings pitched: 4.1, at Wake Forest, Mar 25, 2016
 Walks allowed: 2, 6 times
 Strikeouts: 6, at Wake Forest, Mar 25, 2016
 Batters faced: 21, at Wake Forest, Mar 25, 2016

HONORS

2017 ACC Academic Honor Roll
 2016 ACC Academic Honor Roll

GAME-BY-GAME

Date	Opponent	GS	IP	H	R	ER	BB	SO	DEC
3/19/16	North Carolina		1.0	1	0	0	1	0	-
3/20/16	North Carolina		2.2	1	1	1	1	1	-
3/25/16	at Wake Forest		4.1	6	2	2	1	6	-
3/29/16	Liberty		2.0	0	0	0	1	4	-
4/2/16	at Georgia Tech		1.1	3	2	0	1	0	-
4/5/16	UNCG		1.0	1	0	0	2	1	-
4/12/16	at Davidson		0.0	2	2	2	1	0	-
4/30/16	at NC State		0.2	2	3	1	2	0	-
2/17/17	Gonzaga		3.0	3	2	0	1	2	-
2/21/17	North Carolina Central	*	2.1	0	1	1	1	1	-
2/25/17	Army West Point		0.2	1	3	3	2	2	L
2/27/17	Southern California	*	2.0	1	0	0	2	2	-
3/4/17	Princeton		0.1	0	0	0	2	1	-
3/11/17	Virginia Tech		1.1	1	0	0	1	1	-
3/17/17	Wake Forest		0.0	0	0	0	1	0	-
3/28/17	Davidson		2.0	5	3	3	0	2	-
4/2/17	Pittsburgh		1.0	0	0	0	2	1	-
4/19/17	North Carolina Central		1.0	0	0	0	1	2	-
4/23/17	at Louisville		0.1	0	0	0	0	0	-
4/26/17	Presbyterian		1.0	1	0	0	0	1	-



RYAN DAY

SENIOR || RHP || R/R || 5-11 || 185 || PHELAN, CALIF.

- Elected team captain.
- In his first season as a starter, ranked 12th in the ACC in ERA, fifth in walks allowed and third in doubles allowed in 2017.
- This past season, yielded just 10 extra base hits all season and was the only ACC pitcher to throw 1.0 innings per game and not allow a home run
- Led the team in ERA, opposing batting average and wins in 2017.
- Majoring in sociology with a minor in philosophy and a certificate in markets and management studies.

CAREER STATISTICS

Year	ERA	W	L	App	GS	CG	SHO	CBO	SV	IP	H	R	ER	BB	SO
2015	2.55	2	1	16	1	0	0	0	0	17.2	17	8	5	7	12
2016	1.50	1	0	16	0	0	0	0	0	18.0	12	3	3	11	9
2017	3.30	4	3	13	13	0	0	0	0	73.2	64	30	27	17	43
2018	-	-	-	-	-	-	-	-	-	-	-	-	-	-	-
TOTAL	2.88	7	4	45	14	0	0	0	0	109.1	93	41	35	35	64

CAREER HIGHS

Innings pitched: 8.0, at Notre Dame, Apr 29, 2017
 Walks allowed: 3, Boston College, Apr 16, 2017 ; Wake Forest, Mar 19, 2017 ; Georgia Tech, May 13, 2017
 Strikeouts: 6, at Miami, Apr 10, 2017
 Batters faced: 28, at Louisville, Apr 23, 2017 ; at Notre Dame, Apr 29, 2017

HONORS

- 2017 All-ACC Academic Team
- 2017 ACC Academic Honor Roll
- 2016 ACC Academic Honor Roll

GAME-BY-GAME

Date	Opponent	GS	IP	H	R	ER	BB	SO	DEC
2/2/15	North Carolina Central		1.0	0	0	0	0	1	-
3/1/15	Rider (2)		1.0	0	0	0	0	1	-
3/3/15	Liberty	*	1.0	1	0	0	1	1	-
3/6/15	at North Carolina		0.1	0	0	0	0	0	-
3/21/15	Pittsburgh		0.1	0	0	0	0	0	-
3/22/15	Pittsburgh		0.1	0	0	0	0	0	-
3/24/15	at Liberty		1.1	1	0	0	0	1	W
3/27/15	at Boston College		3.1	3	0	0	2	5	-
3/31/15	Campbell		0.0	3	1	1	0	0	L
4/5/15	at Miami		1.0	0	0	0	0	0	-
4/7/15	Davidson		3.0	2	0	0	1	1	W
4/12/15	Louisville		1.2	4	4	1	1	1	-
4/18/15	at Clemson (2)		1.1	0	0	0	0	1	-
4/22/15	at East Carolina		1.2	0	0	0	0	0	-
4/26/15	Virginia Tech		0.0	1	3	3	2	0	-
5/3/15	North Carolina Central (2)		0.1	2	0	0	0	0	-
3/19/16	North Carolina		1.0	0	0	0	1	0	-
3/22/16	East Carolina		0.2	3	2	2	1	0	-
3/27/16	Wake Forest		0.1	0	0	0	0	1	-
3/29/16	Liberty		2.0	1	0	0	1	1	W
4/1/16	Georgia Tech		1.0	0	0	0	1	0	-
4/3/16	Georgia Tech		1.0	2	0	0	0	0	-
4/8/16	Clemson		1.0	0	0	0	0	0	-
4/12/16	at Davidson		2.0	0	0	0	1	1	-
4/17/16	Miami		1.1	0	0	0	1	1	-
4/19/16	at Liberty		1.2	1	0	0	1	0	-
4/23/16	at Virginia Tech		1.1	1	0	0	1	1	-
4/27/16	at North Carolina Central		1.0	1	0	0	1	1	-
5/1/16	at NC State		0.0	0	0	0	1	0	-
5/10/16	Longwood		3.0	1	0	0	1	2	-
5/13/16	Florida State		0.1	0	0	0	0	1	-
2/19/17	Oregon State	*	5.1	7	5	3	1	2	L
2/26/17	Army West Point	*	6.0	4	1	1	0	4	W
3/5/17	Princeton	*	6.0	7	0	0	1	5	W
3/11/17	Virginia Tech	*	4.2	6	3	3	1	4	-
3/19/17	Wake Forest	*	5.0	1	1	0	3	2	-
4/2/17	Pittsburgh	*	4.1	4	2	2	0	4	L
4/10/17	at Miami	*	7.0	1	0	0	0	6	-
4/16/17	Boston College	*	6.0	5	2	2	3	1	W
4/23/17	at Louisville	*	6.1	6	5	5	2	1	L

Date	Opponent	GS	IP	H	R	ER	BB	SO	DEC
4/29/17	Notre Dame	*	8.0	5	2	2	1	5	-
5/13/17	Georgia Tech	*	5.1	8	5	5	3	4	-
5/19/17	at North Carolina	*	3.0	4	1	1	1	4	-
5/25/17	vs. Virginia	*	6.2	6	3	3	1	1	W

Blue denotes quality start

32 ETHAN DECASTER

GRADUATE || RHP || R/R || 6-3 || 190 || SHOREVIEW, MINN.

- Graduate student transfer from Creighton University.
- Completed his undergraduate degree at Creighton in 2017 and enrolled in the Fuqua School of Business' Master of Management Studies program.
- Used redshirt option during the 2014 season.

CAREER STATISTICS

Year	ERA	W	L	App	GS	CG	SHO	CBO	SV	IP	H	R	ER	BB	SO
2014 *	-	-	-	-	-	-	-	-	-	-	-	-	-	-	-
2015 *	2.73	3	2	25	0	0	0	0	2	26.1	25	9	8	6	21
2016 *	3.06	1	1	26	0	0	0	0	2	32.1	31	14	11	8	21
2017 *	1.77	4	2	24	0	0	0	5	5	45.2	37	11	9	12	36
2018	-	-	-	-	-	-	-	-	-	-	-	-	-	-	-
TOTAL	2.42	7	4	75	0	0	0	0	7	104.1	93	34	28	26	78

* at Creighton

CAREER HIGHS

Innings pitched: 6.0, St. John's, April 7, 2017
 Walks allowed: 3, Xavier, April 28, 2017
 Strikeouts: 6, Utah Valley, March 17, 2017

HONORS

2017 All-BIG EAST Second Team

GAME-BY-GAME

Date	Opponent	GS	IP	H	R	ER	BB	SO	DEC
3/8/15	Minnesota		0.2	0	0	0	0	0	-
3/10/15	at Kansas State		0.2	1	0	0	0	0	-
3/11/15	at Kansas State		0.1	1	1	1	1	1	W
3/14/15	Utah Valley (1)		1.0	0	0	0	0	0	-
3/15/15	Utah Valley		2.0	1	0	0	0	1	-
3/17/15	South Dakota State		1.1	1	0	0	0	2	-
3/22/15	Stony Brook		1.2	1	0	0	0	1	-
3/25/15	Air Force		2.2	2	0	0	1	4	W
3/28/15	Stetson		0.2	0	0	0	0	1	SV
3/31/15	Nebraska		1.0	0	0	0	0	2	-
4/2/15	at Georgetown		0.1	1	0	0	0	0	-
4/4/15	at Georgetown (2)		1.2	1	1	1	1	0	-
4/11/15	Xavier		1.0	1	1	0	0	2	-
4/12/15	Xavier		0.0	2	0	0	0	0	-
4/14/15	Nebraska		0.2	1	1	1	0	0	L
4/18/15	St. John's		0.2	1	0	0	1	0	-
4/21/15	Omaha		1.2	1	1	1	0	1	-
4/24/15	at Butler		1.0	3	1	1	0	2	-
4/28/15	Nebraska		0.0	1	2	2	1	0	L
5/3/15	at Seton Hall		1.0	0	0	0	0	0	SV
5/8/15	Nevada		1.0	2	0	0	0	1	-
5/12/15	Arkansas		1.0	0	0	0	0	2	-
5/16/15	Villanova		1.2	1	0	0	0	0	-
5/21/15	Seton Hall		1.1	0	0	0	1	1	W
5/24/15	St. John's		1.1	3	1	1	0	0	-
2/20/16	at Fresno State		1.0	0	0	0	0	0	-
2/21/16	at Fresno State		0.1	0	0	0	0	0	-
2/26/16	at Stetson		0.1	0	0	0	1	0	-
2/28/16	at Stetson		0.1	0	0	0	0	0	-
3/4/16	at Murray State		1.0	2	1	1	0	1	-
3/5/16	at Murray State		0.1	1	0	0	0	0	-
3/9/16	at Kansas State		1.2	0	0	0	0	2	-
3/13/16	UAB		0.2	0	1	1	2	0	-
3/18/16	North Dakota		1.0	0	0	0	0	0	-
3/22/16	Kansas State		2.1	1	0	0	0	3	W
3/27/16	Stony Brook (1)		2.1	1	0	0	0	1	-
3/29/16	at Nebraska		1.0	3	1	1	0	1	-
4/2/16	Jacksonville		2.2	1	0	0	0	2	SV
4/10/16	Seton Hall		0.0	1	2	0	0	0	-
4/13/16	South Dakota State		2.0	0	0	0	0	2	-
4/16/16	Butler		0.2	1	0	0	0	0	-
4/17/16	Butler		1.0	1	0	0	0	0	-
4/19/16	at Arkansas		1.0	2	0	0	0	1	-
4/22/16	at Brigham Young		2.0	4	1	1	0	0	-

Date	Opponent	GS	IP	H	R	ER	BB	SO	DEC
4/23/16	at Brigham Young		1.1	1	0	0	0	0	-
4/30/16	at Villanova (2)		1.0	4	3	3	1	3	-
5/10/16	at Wichita State		2.0	3	1	1	1	1	-
5/14/16	at Xavier		1.2	2	1	1	1	1	L
5/17/16	Omaha		2.1	0	0	0	1	1	SV
5/20/16	at St. John's		0.2	0	1	0	1	0	-
5/29/16	vs. Xavier		1.2	3	2	2	0	2	-
2/18/17	at UAB		0.2	2	0	0	0	1	-
2/24/17	at Santa Clara		1.0	1	0	0	0	3	-
3/3/17	at Abilene Christian		1.2	1	0	0	0	0	-
3/5/17	at Abilene Christian		1.1	2	1	1	0	2	-
3/8/17	at Air Force (1)		1.2	5	3	2	0	0	L
3/17/17	Utah Valley		2.2	0	0	0	1	6	-
3/22/17	at Kansas		2.1	0	0	0	1	1	-
3/27/17	UC Davis		2.0	1	0	0	0	3	SV
3/31/17	Winthrop		1.1	2	0	0	0	2	-
4/2/17	Winthrop		1.1	0	0	0	0	2	-
4/7/17	St. John's		6.0	2	0	0	1	5	-
4/11/17	South Dakota State		1.0	1	0	0	0	0	-
4/13/17	at Georgetown		2.0	2	1	1	0	1	SV
4/15/17	at Georgetown		1.0	0	0	0	0	0	SV
4/18/17	Nebraska		1.0	2	0	0	0	0	-
4/21/17	Villanova		1.0	0	0	0	0	1	-
4/22/17	Villanova		2.0	3	0	0	0	2	W
4/28/17	Xavier		2.0	1	1	1	3	0	-
5/5/17	at Seton Hall		1.2	3	0	0	1	2	W
5/9/17	at Nebraska Omaha		1.2	1	0	0	1	1	W
5/12/17	McNeese State		2.0	5	4	3	2	2	-
5/18/17	at Butler		1.2	0	0	0	0	1	SV
5/25/17	Seton Hall		2.0	0	0	0	0	1	-
5/27/17	St. John's		4.2	3	1	1	2	0	SV

17 MATT DOCKMAN

FRESHMAN || INF || L/L || 6-4 || 220 || BAHAMA, N.C.

- Listed among the top 500 overall prospects and the No. 151 left-handed pitcher in the 2017 recruiting class by Perfect Game
- 2017 Perfect Game/Rawlings Honorable Mention All-American (HS)

CAREER STATISTICS

Year	ERA	W	L	App	GS	CG	SHO	CBO	SV	IP	H	R	ER	BB	SO
2018	-	-	-	-	-	-	-	-	-	-	-	-	-	-	-
TOTAL	-	-	-	-	-	-	-	-	-	-	-	-	-	-	-

CAREER HIGHS

Innings Pitched
 Walks Allowed
 Strikeouts



CHRIS DUTRA

SOPHOMORE || C || R/R || 5-11 || 210 || NEW ROCHELLE, N.Y.

- Played for the Westhampton Aviators of the Hamptons Collegiate Baseball League this past summer.
- Named to the 2017 HCBL All-Star Game.
- Rated by Perfect Game as one of the top 500 prospects nationally in the 2016 recruiting class.

CAREER STATISTICS

Year	Avg	GP	GS	AB	R	H	2B	3B	HR	RBI	BB	SO	SB	ATT
2017	.229	29	13	48	7	11	1	0	0	5	3	17	0	0
2018	-	-	-	-	-	-	-	-	-	-	-	-	-	-
TOTAL	.229	29	13	48	7	11	1	0	0	5	3	17	0	0

CAREER HIGHS

Hits: 2, at NCCU, Feb 21, 2017 ; Mount St. Mary's, Mar 08, 2017
 Doubles: 1, at NCCU, Feb 21, 2017
 Total bases: 3, at NCCU, Feb 21, 2017
 RBI: 2, at NCCU, Feb 21, 2017
 Runs scored: 2, Army West Point, Feb 24, 2017
 Walks: 1, Princeton, Mar 03, 2017 ; Princeton, Mar 04, 2017 ; Princeton, Mar 05, 2017
 Hit by pitch: 1, vs Oregon State, Feb 19, 2017
 Struck out: 2, 5 times
 At bats: 4, Army West Point, Feb 24, 2017 ; Princeton, Mar 04, 2017



THOMAS GIRARD

FRESHMAN || RHP || R/R || 5-11 || 170 || SIMSBURY, CONN.

- 2017 Rawlings-Perfect Game Honorable Mention All-American (HS)
- Rated among the nation's top 500 overall prospects and the No. 360 right-handed pitcher in the 2017 recruiting class by Perfect Game

CAREER STATISTICS

Year	ERA	W	L	App	GS	CG	SHO	CBO	SV	IP	H	R	ER	BB	SO
2018	-	-	-	-	-	-	-	-	-	-	-	-	-	-	-
TOTAL	-	-	-	-	-	-	-	-	-	-	-	-	-	-	-

CAREER HIGHS

Innings pitched:
 Walks allowed:
 Strikeouts:



SAM GRANOFF

GRADUATE || LHP || L/L || 6-5 || 200 || NAPLES, FLA.

- Graduate student transfer from the University of San Francisco.
- Received his undergraduate degree from USF in 2017 and enrolled in Duke's Master of Arts in Liberal Studies program.
- Used redshirt option during the 2014 season.
- Missed the 2016 campaign due to Tommy John surgery.
- Plays the drums, guitar, and ukulele.

CAREER STATISTICS

Year	ERA	W	L	App	GS	CG	SHO	CBO	SV	IP	H	R	ER	BB	SO
2014*	-	-	-	-	-	-	-	-	-	-	-	-	-	-	-
2015*	2.28	3	2	10	7	1	1	0	0	47.1	41	16	12	9	30
2016*	-	-	-	-	-	-	-	-	-	-	-	-	-	-	-
2017*	4.63	2	4	14	13	0	0	0	0	56.1	69	35	29	28	26
2018	-	-	-	-	-	-	-	-	-	-	-	-	-	-	-
TOTAL	3.56	5	6	24	20	1	1	0	0	103.2	110	51	41	37	56

* Denotes at University of San Francisco

CAREER HIGHS

Innings Pitched: 9.0, Santa Clara, April 4, 2015
 Walks Allowed:
 Strikeouts: 6, Santa Clara, April 4, 2015

HONORS

2017 First Team WCC All-Academic
 2015 West Coast Conference All-Freshman Team
 2015 Division I All-American - Jewish Sports Review
 2015 WCC Commissioner's Gold Honor Roll
 2014 USF RBI Volunteer of the Year

GAME-BY-GAME

Date	Opponent	GS	IP	H	R	ER	BB	SO	DEC
2/17/15	at San Jose State		1.0	0	0	0	1	1	-
3/4/15	at California		1.0	0	0	0	0	1	-
3/7/15	UC Riverside		3.0	1	2	1	1	4	L
3/11/15	at Oregon	*	6.1	3	2	2	1	6	W
3/17/15	California	*	7.0	8	1	1	1	6	-
3/24/15	UC Davis	*	7.1	8	1	1	1	1	L
3/31/15	at Stanford	*	2.0	2	0	0	0	0	-
4/4/15	at Santa Clara	*	9.09	5	0	0	3	6	W
4/12/15	Portland	*	7.0	5	3	2	0	4	W
5/17/15	Loyola Marymount	*	3.2	9	7	5	1	1	-
2/19/17	Northern Colorado	*	5.0	4	4	4	4	5	W
2/26/17	at Hawai'i	*	5.0	4	3	0	1	2	L
3/5/17	at Coastal Carolina	*	4.0	7	4	4	5	2	L
3/12/17	at Grand Canyon	*	4.0	7	4	4	2	0	-
3/19/17	Loyola Marymount	*	4.2	7	2	2	2	2	-
3/28/17	at Nevada	*	4.0	8	3	1	0	2	-
4/3/17	at San Diego State	*	2.0	3	2	1	1	1	L
4/11/17	at Fresno State	*	3.2	4	3	3	3	3	-
4/17/17	at Sacramento State	*	3.2	9	4	4	0	2	-
4/25/17	California	*	6.0	7	1	1	1	1	W
5/2/17	at California	*	5.1	4	0	0	0	1	-
5/9/17	at Stanford	*	5.2	4	1	1	3	3	L
5/15/17	at San Jose State	*	1.1	2	2	2	4	2	-
5/21/17	Pacific		0.2	1	2	2	2	0	-



JIMMY HERRON

JUNIOR || OF || R/L || 6-1 || 195 || HARLEYSVILLE, PA.

- Selected by the New York Yankees in the 31st round (No. 932 overall) of the 2017 Major League Baseball Draft.
- Played for the Orleans Firebirds of the Cape Cod Baseball League during the summer of 2017. Named to the CCBL All-Star Game and won East Division MVP honors. Ranked third in the CCBL with a .338 batting average for the summer while also totaling 10 doubles, four homers, 19 RBI and 13 stolen bases.
- As a sophomore in 2017, led the Blue Devils in batting average, runs, doubles and stolen bases.
- Enters the 2018 season ranked 12th in program history in career batting average, 14th in on base percentage, 22nd in doubles and eighth in stolen bases.
- Named ACC Player of the Week March 13, 2017 after totaling 10 hits, two doubles, two home runs, eight RBI, six runs and four stolen bases in five games from March 7-11.
- Elected team captain.
- Earned 2016 Louisville Slugger Freshman All-America honors to become the 11th Blue Devil to garner freshman All-America honors and the first since 2011.
- Tabbed 2016 second team All-ACC to become the first Duke freshman to collect all-league distinction since 1997.
- Named to the 2016 All-ACC Freshman Team along with shortstop Zack Kone.
- Majoring in political science with a certificate in markets and management studies.

CAREER STATISTICS

Year	Avg	GP	GS	AB	R	H	2B	3B	HR	RBI	BB	SO	SB	ATT
2016	.324	57	56	207	35	67	22	1	0	22	29	25	24	28
2017	.326	58	58	230	53	75	17	1	5	39	29	34	17	24
2018	-	-	-	-	-	-	-	-	-	-	-	-	-	-
TOTAL	.325	115	114	437	88	142	39	2	5	61	58	59	41	5

CAREER HIGHS

Hits: 4, at Virginia, Mar 24, 2017 ; at North Carolina, May 18, 2017
 Doubles: 2, 5 times
 Triples: 1, at Virginia Tech, Apr 23, 2016 ; Princeton, Mar 04, 2017
 Home runs: 1, 5 times
 Total bases: 6, at NCCU, Feb 21, 2017 ; at Liberty, Mar 07, 2017 ; Virginia Tech, Mar 11, 2017
 RBI: 3, 4 times
 Runs scored: 4, Pittsburgh, Mar 31, 2017
 Walks: 4, at Liberty, Apr 19, 2016
 Hit by pitch: 1, 16 times
 Struck out: 2, 9 times
 Sac flies: 1, 10 times
 Sac bunts: 1, N.C. Central, Apr 13, 2016 ; Pittsburgh, Mar 31, 2017
 At bats: 6, at Miami, Apr 10, 2017 ; at Virginia, Mar 24, 2017 ; at North Carolina, May 18, 2017
 Stolen bases: 2, 5 times
 Caught stealing: 1, 10 times
 Field chances: 7, at Virginia, Mar 24, 2017 ; Pittsburgh, Mar 31, 2017
 Putouts: 7, at Virginia, Mar 24, 2017 ; Pittsburgh, Mar 31, 2017
 Assists: 1, 4 times

HONORS

- 2017 Cape Cod League East Division MVP
- 2017 Cape Cod League All-Star Game
- 2017 All-ACC Academic Team
- 2017 ACC Academic Honor Roll
- ACC Player of the Week (March 13, 2017)
- 2016 Louisville Slugger Freshman All-American
- 2016 All-ACC Second Team
- 2016 All-ACC Freshman Team
- 2016 ACC Academic Honor Roll

RANKINGS

- Baseball America 2018 Top 100 College Prospects: No. 42
- Baseball America 2018 Top 200 MLB Draft Prospects: No. ?
- D1Baseball Top 100 College Prospects: No. 55
- D1Baseball Top ACC Prospects, 2018 Draft: No. 9
- D1Baseball Top 20 College OF, 2018 Draft: NO. 10
- Perfect Game Top 250 Prospects, 2018 Draft: No. 107
- Perfect Game Top 100 College Prospects, 2018 Draft: No. 48
- Perfect Game 2018 Top 100 College Juniors: NO. 43

DUKE CAREER RECORDS

BATTING AVERAGE

Rk	Avg	Name	Years
1	.380	Vaughn Schill	1997-99
2	.356	Nate Freiman	2006-09
3	.353	Jeff Becker	1996-00
4	.350	Mark Militello	1981-84
5	.349	Quinton McCracken	1989-92
6	.343	Tom Decker	1981-84
7	.337	Scott Pinoni	1992-94
8	.335	Gregg Maluchinuk	1995-98
9	.332	Sean McNally	1991-94
10	.331	Jeremy Gould	2007-10
11	.326	JD Alleva	1998-01
12	.325	Jimmy Herron	2016-17
	.325	Mike King	1993-96
	.325	Bill Werber, Jr	1951-53
15	.324	Larry Broadway	2000-02
16	.322	Ryan Jackson	1991-94
	.322	Alex Hassan	2007-09
18	.320	Jordan Litro	1996-98
	.320	Bobby Brower	1979-82
20	.317	Doug Eastman	1987-88

ON BASE PERCENTAGE

Rk	%	Name	Years
1	.477	Vaughn Schill	1997-99
2	.443	Scott Pinoni	1992-94
3	.435	Nate Freiman	2006-09
4	.432	Quinton McCracken	1989-92
5	.431	Jeff Becker	1996-00
6	.430	Gregg Maluchinuk	1995-98
7	.426	Jeff Kremer	2010-13
8	.420	Larry Doby	1976-79
8	.420	Bobby Brower	1979-82
10	.419	Mark Lumpa	2011-14
11	.418	Ed Conrey	1997-99
12	.417	Mark Militello	1981-84
13	.416	Frankie Chio	1994-97
14	.415	Jimmy Herron	2016-17
15	.413	Jordan Litro	1996-98
16	.412	Tom Decker	1981-84
17	.411	Jeff Piscorik	1992-95
18	.411	Larry Broadway	2000-02
19	.411	Don Pruet	1979-82
20	.407	Rick Torgals	1988-91

STOLEN BASES

Rk	SB	Name	Years
1	98	Quinton McCracken	1989-92
2	97	Mark Militello	1981-84
3	79	Andy Perez	2012-15
4	75	Bobby Brower	1979-82
5	63	Cass Hopkins	1990-93
6	57	Erik Albright	1985-87
7	53	Tim Teer	1968-70
8	52	Bo Bochow	1969-72
9	47	Puryear	1901-03, 07
	47	Seth Edwards	1984-87
11	42	Will Piwnica-Worms	2009-12
	42	Gabriel Saade	2007-10
13	41	Jimmy Herron	2016-17
	41	Jonathan Anderson	2004-07
15	36	Wooten	1902-04

DOUBLES

Rk	2B	Name	Years
1	74	Jeff Becker	1996-00
2	69	Jordan Betts	2011-14
3	60	Vaughn Schill	1997-99
4	57	Will Piwnica-Worms	2009-12
	57	Michael Fletcher	1995-98
6	56	Ryan Jackson	1991-94
7	55	Jeremy Gould	2007-10
7	55	Kevin Kelly	1999-02
9	51	Nate Freiman	2006-09
10	50	JD Alleva	1998-01
11	49	Mike King	1993-96
11	49	Gregg Maluchinuk	1995-98
13	48	Sean McNally	1991-94
14	47	David Norman	1988-91
15	46	Scott Pinoni	1992-94
15	46	Alex Hassan	2007-09
17	45	Jeff Piscorik	1992-95
18	44	Larry Broadway	2000-02
19	43	Chris Marconcini	2011-14
	43	Bryan Smith	2001-05
21	40	Tim Layden	2002-04
22	39	Jimmy Herron	2016-17
	39	Andy Perez	2012-15
	39	Matt Williams	2006-09
	39	Javier Socorro	2003-06
	39	Troy Caradonna	2000-03



BRYCE JARVIS

FRESHMAN || RHP/INF || R/R || 6-2 || 170 || FRANKLIN, TENN.

- Rated the No. 347 overall prospect and the No. 115 right-handed pitcher in the 2017 recruiting class by Perfect Game
- 2017 Perfect Game/Rawlings Honorable Mention All-American (HS)
- Son of former MLB pitcher Kevin Jarvis.

CAREER STATISTICS

Year	ERA	W	L	App	GS	CG	SHO	CBO	SV	IP	H	R	ER	BB	SO
2018	-	-	-	-	-	-	-	-	-	-	-	-	-	-	-
TOTAL	-	-	-	-	-	-	-	-	-	-	-	-	-	-	-

CAREER HIGHS

Innings Pitched
Walks Allowed
Strikeouts



ZACK KONE

JUNIOR || INF || R/R || 6-3 || 200 || BOCA RATON, FLA.

- Played for the Cotuit Kettleers of the Cape Cod Baseball League this past summer and earned a spot in the CCBL All-Star game.
- Two-time All-ACC Academic Team honoree
- Finished his high school career as Pine Crest's all-time leader in hits, total bases, home runs, triples and doubles.
- High school teammate of current Duke teammate Griffin Conine.
- Majoring in economics with a certificate in markets and management studies.

CAREER STATISTICS

2016	.272	56	56	213	24	58	5	1	1	16	12	34	5	10
2017	.291	57	57	234	46	68	10	0	2	28	16	34	12	18
2018	-	-	-	-	-	-	-	-	-	-	-	-	-	-
TOTAL	.282	113	113	447	70	126	15	1	3	44	28	68	17	28

CAREER HIGHS

Hits: 5, Miami, Apr 16, 2016
Doubles: 1, 15 times
Triples: 1, Miami, Apr 16, 2016
Home runs: 1, Miami, Apr 16, 2016 ; at Notre Dame, Apr 28, 2017 ; vs Gonzaga, Feb 18, 2017
Total bases: 10, Miami, Apr 16, 2016
RBI: 3, 4 times
Runs scored: 4, at Virginia, Mar 24, 2017
Walks: 2, Toledo, Mar 05, 2016 ; Virginia Tech, Mar 11, 2017
Hit by pitch: 1, 8 times
Struck out: 3, Virginia Tech, Mar 11, 2017 ; Wake Forest, Mar 17, 2017 ; at North Carolina, May 19, 2017
Sac flies: 1, 4 times
Sac bunts: 1, 5 times
At bats: 6, at Miami, Apr 10, 2017 ; at Virginia, Mar 24, 2017
Stolen bases: 2, Princeton, Mar 04, 2017 ; Mount St. Mary's, Mar 08, 2017

HONORS

2017 Cape Cod League All-Star game
2017 All-ACC Academic Team
2017 Jewish Sports Review D1 All-America Team
2017 ACC Academic Honor Roll
2016 All-ACC Freshman Team
2016 All-ACC Academic Team

RANKINGS

Baseball America 2018 Top 200 MLB Draft Prospects: No. ??
D1Baseball Top ACC Prospects, 2018 Draft: No. 21



CAMERON KOVACHIK

SOPHOMORE || RHP || R/R || 6-5 || 220 || MONROE, CONN.

- Did not see game action as a freshman in 2017.

CAREER STATISTICS

Year	ERA	W	L	App	GS	CG	SHO	CBO	SV	IP	H	R	ER	BB	SO
2018	-	-	-	-	-	-	-	-	-	-	-	-	-	-	-
TOTAL	-	-	-	-	-	-	-	-	-	-	-	-	-	-	-

CAREER HIGHS

Innings Pitched
Walks Allowed
Strikeouts

HONORS

2017 ACC Academic Honor Roll



JACK LABOSKY

SENIOR || INF/RHP || R/R || 6-3 || 235 || CLOVIS, CALIF.

- Duke's starting third baseman the past two years and also plays a prominent role in the Blue Devil bullpen.
- Totaled seven saves in 2017.
- Majoring in history with a law and governance concentration while minoring in political science and pursuing a certificate in markets and management studies.

CAREER STATISTICS

Year	Avg	GP	GS	AB	R	H	2B	3B	HR	RBI	BB	SO	SB	ATT
2015	.265	35	28	98	17	26	3	0	0	9	9	23	2	2
2016	.290	56	56	193	38	56	18	1	8	47	32	54	2	3
2017	.275	57	57	207	33	57	17	2	6	43	37	62	0	0
2018	-	-	-	-	-	-	-	-	-	-	-	-	-	-
TOTAL	.279	148	141	498	88	139	38	3	14	99	78	139	4	5

Year	ERA	W	L	App	GS	CG	SHO	CBO	SV	IP	H	R	ER	BB	SO
2015	2.88	3	0	11	4	0	0	0	0	25.0	22	8	8	5	17
2016	2.20	0	5	24	1	0	0	1	1	32.2	29	9	8	8	33
2017	4.50	2	4	23	0	0	0	0	7	34.0	39	18	17	6	24
2018	-	-	-	-	-	-	-	-	-	-	-	-	-	-	-
TOTAL	3.24	5	9	58	5	0	0	1	8	91.2	90	35	33	19	74

CAREER HIGHS

- Hits: 4, at Georgia Tech, Apr 02, 2016 ; N.C. Central, Feb 25, 2015
- Doubles: 2, at Davidson, Apr 12, 2016
- Triples: 1, at Notre Dame, Apr 28, 2017 ; Davidson, Mar 1, 2016 ; Virginia Tech, Mar 11, 2017
- Home runs: 2, at Georgia Tech, Apr 02, 2016 ; at Virginia, Mar 24, 2017
- Total bases: 11, at Georgia Tech, Apr 02, 2016
- RBI: 8, at Georgia Tech, Apr 02, 2016
- Runs scored: 3, 4 times
- Walks: 3, at Virginia Tech, Apr 23, 2016
- Hit by pitch: 2, at California, Feb 14, 2015 ; Longwood, May 10, 2016 ; Florida State, May 14, 2016
- Struck out: 3, 7 times
- Sac flies: 1, 10 times
- Sac bunts: 1, at California, Feb 14, 2015
- At bats: 7, at Virginia, Mar 24, 2017
- Stolen bases: 1, 4 times
- Caught stealing: 1, Toledo, Mar 04, 2016
- Innings pitched: 5.0, Longwood, May 12, 2015
- Walks allowed: 2, at Campbell, Mar 02, 2016 ; Wake Forest, May 16, 2015 ; at Pitt, May 20, 2016
- Strikeouts: 6, at Campbell, Mar 02, 2016
- Batters faced: 19, Longwood, May 12, 2015

HONORS

- 2016 All-ACC Second Team
- 2016 Gregg Olson Award Semifinalist
- 2016 All-ACC Academic Team

RANKINGS

Perfect Game 2018 Top 50 College Seniors: No. 29

GAME-BY-GAME

Date	Opponent	GS	IP	H	R	ER	BB	SO	DEC
2/21/15	Delaware State		2.0	2	1	1	0	3	W
3/1/15	Rider (1)		1.0	2	1	1	0	1	-
3/10/15	Yale	*	3.0	2	0	0	1	0	-
4/7/15	Davidson	*	3.0	4	2	2	1	4	-
4/18/15	at Clemson (2)		2.0	0	0	0	0	0	-
4/26/15	Virginia Tech		2.0	0	0	0	0	1	-
5/2/15	North Carolina Central		2.0	2	0	0	0	0	-
5/5/15	at Davidson	*	2.1	6	3	3	0	2	-
5/9/15	at Virginia		1.1	0	0	0	1	1	W
5/12/15	Longwood	*	5.0	4	1	1	0	3	W
5/16/15	Wake Forest		1.1	0	0	0	2	2	-
2/19/16	California		1.2	2	1	1	0	1	L
2/26/16	vs. Ohio State		1.0	0	0	0	0	1	-
3/2/16	Campbell	*	3.1	4	4	3	2	6	L
3/9/16	Penn State		2.0	0	0	0	0	3	-
3/15/16	Maryland Eastern Shore		1.0	2	0	0	0	0	-
3/20/16	North Carolina		1.0	2	0	0	0	1	-
3/22/16	East Carolina		2.1	3	0	0	0	2	-
3/26/16	at Wake Forest		2.0	1	0	0	1	2	-
3/29/16	Liberty		1.0	0	0	0	0	1	-
4/1/16	at Georgia Tech		1.0	1	1	1	0	0	L
4/3/16	at Georgia Tech		1.0	0	0	0	0	1	-
4/5/16	UNCG		1.0	1	0	0	0	1	-
4/8/16	Clemson		1.0	1	0	0	0	1	-
4/9/16	Clemson		1.0	1	0	0	0	0	-
4/13/16	North Carolina Central		1.0	1	0	0	0	1	-
4/16/16	Miami		2.0	0	0	0	0	3	-
4/19/16	at Liberty		1.1	0	0	0	1	1	-
4/23/16	at Virginia Tech		0.1	1	1	1	1	0	L
4/27/16	at North Carolina Central		1.0	1	0	0	0	0	-
4/29/16	at NC State		0.2	3	1	1	0	0	L
5/11/16	Norfolk State		1.0	0	0	0	0	2	-
5/13/16	Florida State		1.2	1	0	0	0	2	-
2/18/17	Gonzaga		3.0	2	0	0	0	3	-
2/21/17	North Carolina Central		2.0	3	1	1	0	1	-
2/24/17	Army West Point		1.0	1	0	0	0	0	SV
2/26/17	Army West Point		1.0	0	0	0	1	1	-
3/3/17	Princeton		1.0	0	0	0	0	1	SV
3/11/17	Virginia Tech (1)		3.0	2	1	0	1	2	W
3/18/17	Wake Forest		1.0	0	0	0	0	2	-
3/21/17	Maryland Eastern Shore		1.0	0	0	0	0	2	-
3/26/17	at Virginia		2.2	10	7	7	0	2	-
3/28/17	Davidson		1.0	1	0	0	0	0	SV
4/1/17	Pittsburgh		3.0	6	2	2	1	0	L
4/8/17	at Miami		0.0	2	2	2	0	0	L
4/10/17	at Miami		2.0	2	0	0	0	2	W
4/12/17	at Campbell		1.0	1	0	0	0	1	SV
4/16/17	Boston College		2.0	0	0	0	0	2	-
4/19/27	North Carolina Central		1.0	0	0	0	0	0	-
4/21/17	at Louisville		2.0	1	0	0	0	1	SV
4/29/17	at Notre Dame		0.1	1	1	1	1	0	L
5/10/17	at East Carolina		1.0	1	0	0	0	1	-
5/12/17	Georgia Tech		2.0	1	0	0	0	1	SV
5/14/17	Georgia Tech		1.0	1	2	2	1	1	L
5/20/17	at North Carolina		1.0	4	2	2	0	1	-
5/25/17	vs Virginia		1.0	0	0	0	1	0	SV

DUKE CAREER RECORDS

TIMES HIT BY PITCH

Rk	HBP	Name	Years
1	69	Ryan McCurdy	2007-10
2	39	Will Piwnica-Worms	2009-12
3	35	Nate Freiman	2006-09
4	34	Matt Williams	2006-09
5	32	Michael Fletcher	1995-98
6	31	David Norman	1988-91
7	29	Jeremy Gould	2007-10
	29	Jeff Becker	1996-00
9	27	Gregg Maluchinuk	1995-98
10	26	Jack Labosky	2015-17

SAVES

Rk	SVs	Name	Years
1	11	Kenny Koplove	2015
2	10	Robert Huber	2014
	10	David Darwin	1996
	10	Mark Sikorski	1986
5	9	Mitch Stallings	2016
	9	Michael Seander	2007
7	8	Andrew Istler	2013
	8	Alex Hassan	2009
	8	Vaughn Schill	1998
	8	Mike Kotarski	1992
11	7	Jack Labosky	2017



ADAM LASKEY

SOPHOMORE || LHP || R/L || 6-3 || 205 || BARRINGTON, N.J.

- In 2017, became the first freshman to appear in Duke's weekend rotation since LHP Trent Swart in 2011.
- Tied for the team lead with four wins this past season.
- Selected by the San Francisco Giants in the 31st round (No. 935 overall) of the 2016 MLB Draft.

CAREER STATISTICS

Year	ERA	W	L	App	GS	CG	SHO	CBO	SV	IP	H	R	ER	BB	SO
2017	6.83	4	5	16	14	0	0	1	0	55.1	82	45	42	24	48
2018	-	-	-	-	-	-	-	-	-	-	-	-	-	-	-
TOTAL	6.83	4	5	16	14	0	0	1	0	55.1	82	45	42	24	48

CAREER HIGHS

Innings pitched: 6.0, Princeton, Mar 04, 2017 ; Wake Forest, Mar 18, 2017 ; Georgia Tech, May 14, 2017
 Walks allowed: 4, Pittsburgh, Apr 01, 2017
 Strikeouts: 7, Princeton, Mar 04, 2017 ; Virginia Tech, Mar 11, 2017
 Batters faced: 27, Princeton, Mar 04, 2017 ; Georgia Tech, May 14, 2017

RANKINGS

2018 Perfect Game top 100 College Sophomores: No. 63

GAME-BY-GAME

Date	Opponent	GS	IP	H	R	ER	BB	SO	DEC
2/18/17	Gonzaga	*	3.2	6	3	2	2	4	L
2/25/17	Army West Point	*	5.2	7	3	3	0	5	-
3/4/17	Princeton	*	6.0	8	2	2	1	7	W
3/11/17	Virginia Tech	*	4.1	6	3	3	3	7	-
3/18/17	Wake Forest	*	6.0	5	3	3	2	5	W
3/25/17	at Virginia	*	3.0	12	8	8	1	0	L
4/1/17	Pittsburgh	*	4.2	7	6	6	4	1	-
4/9/17	at Miami	*	0.1	3	4	3	2	0	L
4/19/17	North Carolina Central		1.0	2	1	1	0	1	-
4/23/17	at Louisville		1.0	0	0	0	0	2	-
4/26/17	Presbyterian	*	1.0	2	1	1	0	1	-
4/28/17	at Notre Dame (2)	*	5.1	7	1	1	2	4	W
5/9/17	Campbell	*	3.0	0	0	0	0	1	W
5/14/17	Georgia Tech	*	6.0	6	2	2	3	6	-
5/20/17	at North Carolina	*	2.0	5	4	3	3	1	L
5/27/17	vs. Florida State	*	2.1	6	4	4	1	3	L

Blue denotes quality start



JOEY LOPERFIDO

FRESHMAN || INF || L/R || 6-4 || 195 || HADDONFIELD, N.J.

- Rated among the top 500 overall prospects and the No. 84 shortstop in the 2017 recruiting class by Perfect Game.
- 2017 Perfect Game/Rawlings Honorable Mention All-American (HS)

CAREER STATISTICS

Year	Avg	GP	GS	AB	R	H	2B	3B	HR	RBI	BB	SO	SB	ATT
2018	-	-	-	-	-	-	-	-	-	-	-	-	-	-
TOTAL	-	-	-	-	-	-	-	-	-	-	-	-	-	-

CAREER HIGHS

Hits
 Doubles
 Triples
 Home Runs
 Total bases
 RBI
 Runs scored
 Walks
 Struck out
 Sac bunts
 At bats
 Stolen bases



STEVE MANN

FRESHMAN || OF || R/R || 6-0 || 195 || FARMINGTON HILLS, MICH.

- Drafted in the 28th round (No. 1145 overall) of the 2017 Major League Baseball Draft by the Detroit Tigers.
- Named the 2016-17 Gatorade Michigan Baseball Player of the Year.
- Rated the No. 144 overall prospect and the No. 32 outfielder in the 2017 recruiting class by Perfect Game.
- 2017 Perfect Game/Rawlings Third Team All-American (HS).
- Also played quarterback and defensive back on high school football team, earning all-state honors.

CAREER STATISTICS

Year	Avg	GP	GS	AB	R	H	2B	3B	HR	RBI	BB	SO	SB	ATT
2018	-	-	-	-	-	-	-	-	-	-	-	-	-	-
TOTAL	-	-	-	-	-	-	-	-	-	-	-	-	-	-

CAREER HIGHS

Hits
 Doubles
 Triples
 Home Runs
 Total bases
 RBI
 Runs scored
 Walks
 Struck out
 Sac bunts
 At bats
 Stolen bases



CHRIS McGRATH

SENIOR || LHP || R/L || 6-4 || 200 || ATLANTA, GA.

- First two-time Omaha Award recipient in program history. First pitcher to win Omaha Award, given annually to the team's top all-around athlete in offseason training.
- Selected by the Seattle Mariners in the 35th round (No. 1,041 overall) of the 2014 Major League Baseball Draft.
- Majoring in public policy with a minor in economics and a certificate in markets and management studies.

CAREER STATISTICS

Year	ERA	W	L	App	GS	CG	SHO	CBO	SV	IP	H	R	ER	BB	SO
2015	3.48	2	0	11	3	0	0	0	0	20.2	15	9	8	12	20
2016	-	-	-	-	-	-	-	-	-	-	-	-	-	-	-
2017	4.12	1	2	15	0	0	0	1	0	24.0	18	11	11	14	19
2018	-	-	-	-	-	-	-	-	-	-	-	-	-	-	-
TOTAL	3.83	3	2	26	3	0	0	1	0	44.2	33	20	19	26	39

CAREER HIGHS

Innings pitched: 4.1, at Louisville, Apr 22, 2017
 Walks allowed: 3, N.C. Central, Feb 25, 2015 ; Campbell, May 09, 2017
 Strikeouts: 5, Columbia, Mar 17, 2015
 Batters faced: 18, Richmond, Apr 08, 2015

HONORS

2017 ACC Academic Honor Roll
 2016 ACC Academic Honor Roll

GAME-BY-GAME

Date	Opponent	GS	IP	H	R	ER	BB	SO	DEC
2/21/15	Delaware State	*	2.0	0	0	0	2	1	-
2/25/15	North Carolina A&T	*	1.1	1	1	1	3	1	-
3/10/15	Yale		3.0	3	1	1	1	3	W
3/17/15	Columbia		3.0	2	0	0	1	5	W
3/24/15	at Liberty		1.0	0	0	0	0	2	-
3/31/15	Campbell		2.0	3	2	1	2	2	-
4/5/15	at Miami		1.1	1	0	0	0	1	-
4/8/15	Richmond	*	4.0	4	4	4	1	3	-
4/12/15	Louisville		1.0	0	0	0	0	1	-
4/18/15	at Clemson		1.0	1	1	1	1	1	-
4/26/15	Virginia Tech		1.0	0	0	0	1	0	-
3/7/17	at Liberty		1.0	0	0	0	0	2	-
3/17/17	Wake Forest		1.1	0	1	1	2	0	-
3/25/17	at Virginia		1.1	1	2	2	1	0	-
3/29/17	North Carolina A&T		1.0	0	0	0	0	2	-
4/4/17	Durham Bulls !		1.0	0	0	0	0	0	-
4/9/17	at Miami		3.1	1	0	0	0	2	-
4/12/17	at Campbell		2.0	4	3	3	0	3	-
4/15/17	Boston College		0.1	2	4	4	2	0	L
4/22/17	at Louisville		4.1	2	0	0	0	2	-
4/26/17	Presbyterian		1.0	1	0	0	0	2	-
5/9/17	Campbell		2.0	0	0	0	3	3	-
5/13/17	Georgia Tech		1.2	1	0	0	1	0	W
5/16/17	Liberty		0.2	2	0	0	0	2	-
5/18/17	at North Carolina		1.0	0	0	0	1	0	-
5/19/17	at North Carolina		1.1	3	1	1	2	0	L
5/27/17	vs. Florida State		1.2	1	0	0	2	1	-



MATT MERVIS

SOPHOMORE || INF/RHP || L/R || 6-4 || 225 || POTOMAC, MD.

- Saw time at first base and pitched out of the bullpen as a freshman in 2017.
- Selected by the Washington Nationals in the 39th round (No. 1,174 overall) of the 2016 Major League Baseball Draft.

Year	Avg	GP	GS	AB	R	H	2B	3B	HR	RBI	BB	SO	SB	ATT
2017	.333	4	2	6	3	2	2	0	0	1	2	1	1	1
2018	-	-	-	-	-	-	-	-	-	-	-	-	-	-
TOTAL	.333	4	2	6	3	2	2	0	0	1	2	1	1	1

Year	ERA	W	L	App	GS	CG	SHO	CBO	SV	IP	H	R	ER	BB	SO
2017	7.83	2	2	21	1	0	0	0	0	23.0	25	21	20	18	21
2018	-	-	-	-	-	-	-	-	-	-	-	-	-	-	-
TOTAL	7.83	2	2	21	1	0	0	0	0	23.0	25	21	20	18	21

CAREER HIGHS

Hits: 1, NCCU, Apr 19, 2017 ; MD Eastern Shore, Mar 21, 2017
 Doubles: 1, NCCU, Apr 19, 2017 ; MD Eastern Shore, Mar 21, 2017
 Total bases: 2, NCCU, Apr 19, 2017 ; MD Eastern Shore, Mar 21, 2017
 RBI: 1, MD Eastern Shore, Mar 21, 2017
 Runs scored: 2, MD Eastern Shore, Mar 21, 2017
 Walks: 1, NCCU, Apr 19, 2017 ; MD Eastern Shore, Mar 21, 2017
 Struck out: 1, at NCCU, Feb 21, 2017
 At bats: 3, MD Eastern Shore, Mar 21, 2017
 Stolen bases: 1, NCCU, Apr 19, 2017
 Innings pitched: 3.2, at Miami, Apr 09, 2017
 Walks allowed: 2, 5 times
 Strikeouts: 4, Virginia Tech, Mar 10, 2017
 Batters faced: 16, at Miami, Apr 09, 2017

HONORS

2017 ACC Academic Honor Roll

GAME-BY-GAME

Date	Opponent	GS	IP	H	R	ER	BB	SO	DEC
2/19/17	Oregon State		0.2	3	5	5	2	0	-
2/27/17	Southern California		1.0	1	0	0	1	2	-
3/5/17	Princeton		1.0	0	0	0	1	1	-
3/7/17	at Liberty		2.0	2	1	1	1	2	-
3/10/17	Virginia Tech		1.1	0	0	0	0	4	-
3/11/17	Virginia Tech (2)		1.1	1	2	2	1	1	L
3/14/17	East Carolina		1.0	3	2	2	0	1	-
3/17/17	Wake Forest		0.2	2	2	2	0	2	-
3/19/17	Wake Forest		1.0	1	2	1	1	0	-
3/25/17	at Virginia		0.1	1	0	0	0	0	-
3/26/17	at Virginia		0.1	0	0	0	0	0	-
3/28/17	Davidson	*	3.0	0	0	0	1	3	W
4/4/17	Durham Bulls !		1.0	2	1	1	0	1	L
4/9/17	at Miami		3.2	2	0	0	2	1	-
4/12/17	at Campbell		1.0	3	2	2	0	1	-
4/15/17	Boston College		1.0	2	0	0	0	1	-
4/16/17	Boston College		1.0	1	0	0	0	0	-
4/22/17	at Louisville		0.0	0	0	0	0	2	-
4/23/17	at Louisville		0.0	0	1	1	1	0	-
4/26/17	Presbyterian		1.0	0	0	0	2	0	W
5/10/17	at East Carolina		1.2	3	4	4	2	0	L

5

MAX MILLER

SENIOR || INF || R/R || 5-11 || 175 || PONTE VEDRA, FLA.

- Played in 142 consecutive games.
- Elected team captain as a junior and senior.
- One of three Blue Devils to start every game this past season along with sophomores Griffin Conine and Jimmy Herron.
- Ranked 25th in program history with 27 career stolen bases.
- Versatile infielder known for his defense. Can play second, short and third.
- Majoring in economics with a concentration in financial economics.

CAREER STATISTICS

Year	Avg	GP	GS	AB	R	H	2B	3B	HR	RBI	BB	SO	SB	ATT
2015	.266	46	37	128	21	34	2	0	0	10	20	17	5	8
2016	.232	57	56	194	20	45	7	0	0	10	16	23	10	11
2017	.237	58	58	194	37	46	7	1	1	23	30	26	12	14
2018	-	-	-	-	-	-	-	-	-	-	-	-	-	-
TOTAL	.242	161	151	516	78	125	16	1	1	43	66	66	27	33

CAREER HIGHS

Hits: 3, 6 times
 Doubles: 1, 16 times
 Triples: 1, Princeton, Mar 04, 2017
 Home runs: 1, Georgia Tech, May 14, 2017
 Total bases: 4, Pittsburgh, Mar 31, 2017 ; Georgia Tech, May 14, 2017
 RBI: 2, 4 times
 Runs scored: 3, Pittsburgh, Mar 31, 2017
 Walks: 3, Presbyterian, Apr 26, 2017 ; Princeton, Mar 04, 2017 ; Columbia, Mar 18, 2015
 Hit by pitch: 1, 15 times
 Struck out: 4, Pitt, Mar 21, 2015
 Sac flies: 1, 7 times
 Sac bunts: 2, East Carolina, Mar 22, 2016
 At bats: 5, 18 times
 Stolen bases: 2, Presbyterian, Apr 26, 2017 ; Princeton, Mar 04, 2017 ; Wake Forest, May 14, 2015

HONORS

2015 ACC Academic Honor Roll

42

ERIKSON NICHOLS

SOPHOMORE || INF || R/R || 6-4 || 200 || ORADELL, N.J.

- Saw time at third base and first base as a freshman in 2017.
- Took over at third base when Jack Labosky took the mound.

Year	Avg	GP	GS	AB	R	H	2B	3B	HR	RBI	BB	SO	SB	ATT
2017	.235	39	21	85	12	20	5	0	0	9	3	27	2	2
2018	-	-	-	-	-	-	-	-	-	-	-	-	-	-
TOTAL	.235	39	21	85	12	20	5	0	0	9	3	27	2	2

CAREER HIGHS

Hits: 1, NCCU, Apr 19, 2017 ; MD Eastern Shore, Mar 21, 2017
 Doubles: 1, NCCU, Apr 19, 2017 ; MD Eastern Shore, Mar 21, 2017
 Total bases: 2, NCCU, Apr 19, 2017 ; MD Eastern Shore, Mar 21, 2017
 RBI: 1, MD Eastern Shore, Mar 21, 2017
 Runs scored: 2, MD Eastern Shore, Mar 21, 2017
 Walks: 1, NCCU, Apr 19, 2017 ; MD Eastern Shore, Mar 21, 2017
 Struck out: 1, at NCCU, Feb 21, 2017
 At bats: 3, MD Eastern Shore, Mar 21, 2017
 Stolen bases: 1, NCCU, Apr 19, 2017
 Innings pitched: 3.2, at Miami, Apr 09, 2017
 Walks allowed: 2, 5 times
 Strikeouts: 4, Virginia Tech, Mar 10, 2017
 Batters faced: 16, at Miami, Apr 09, 2017

HONORS

2017 ACC Academic Honor Roll

37

JOSH NIFONG

FRESHMAN || RHP || L/R || 6-7 || 225 || HIGH POINT, N.C.

- 2017 Rawlings-Perfect Game Honorable Mention All-American
- Rated the No. 248 overall prospect and No. 84 RHP in the 2017 recruiting class by Perfect Game.

Year	ERA	W	L	App	GS	CG	SHO	CBO	SV	IP	H	R	ER	BB	SO
2018	-	-	-	-	-	-	-	-	-	-	-	-	-	-	-
TOTAL	-	-	-	-	-	-	-	-	-	-	-	-	-	-	-

CAREER HIGHS

Innings pitched
 Walks allowed
 Strikeouts
 Batters faced

RANKINGS

Perfect Game 2018 Top 50 College Freshmen: No. 47

19

AL PESTO

JUNIOR || RHP || R/R || 6-3 || 210 || SAVANNAH, GA.

- Missed the 2017 season due to injury
- Made 15 relief appearances as a freshman in 2016, seeing the most time of any Duke rookie pitcher.

Year	ERA	W	L	App	GS	CG	SHO	CBO	SV	IP	H	R	ER	BB	SO
2018	-	-	-	-	-	-	-	-	-	-	-	-	-	-	-
TOTAL	-	-	-	-	-	-	-	-	-	-	-	-	-	-	-

CAREER HIGHS

Innings pitched: 2.1, Longwood, May 10, 2016
 Walks allowed: 2, at Liberty, Apr 19, 2016 ; North Carolina, Mar 19, 2016
 Strikeouts: 3, at Wake Forest, Mar 25, 2016
 Batters faced: 11, Longwood, May 10, 2016

HONORS

2016 ACC Academic Honor Roll

GAME-BY-GAME

Date	Opponent	GS	IP	H	R	ER	BB	SO	DEC
3/1/16	Davidson		1.0	1	0	0	1	1	-
3/18/16	North Carolina		0.2	0	0	0	0	2	-
3/19/16	North Carolina		1.0	1	1	1	2	2	-
3/25/16	at Wake Forest		2.0	0	0	0	0	3	-
4/12/16	at Davidson		1.0	2	0	0	0	1	-
4/15/16	Miami		2.0	0	0	0	0	2	-
4/19/16	at Liberty		0.2	0	2	0	2	0	-
4/27/16	at North Carolina Central		1.0	0	0	0	0	1	-
4/30/16	at NC State		0.1	1	0	0	0	1	-
5/8/16	Gardner-Webb (2)		1.0	0	0	0	0	1	-
5/10/16	Longwood		2.1	3	2	2	1	2	W
5/14/16	Florida State		1.0	0	0	0	0	0	-
5/15/16	Florida State		2.0	1	0	0	0	2	-
5/19/16	at Pittsburgh		1.2	1	0	0	0	2	W
5/24/16	vs. Wake Forest		2.0	2	1	1	0	1	-



CHRIS PROCTOR

JUNIOR || C || L/R || 6-1 || 180 || LAWDALE, N.C.

- Played for the Hyannis Harbor Hawks of the Cape Cod Baseball League over the summer.
- Earned 2017 Cape Cod League Gold Glove with a .994 fielding percentage.
- [Majoring in public policy with a minor in economics and a certificate in markets and management studies.](#)

CAREER STATISTICS

Year	Avg	GP	GS	AB	R	H	2B	3B	HR	RBI	BB	SO	SB	ATT
2016	.281	50	46	171	27	48	1	2	0	17	16	27	0	4
2017	.255	45	43	149	24	38	4	2	0	21	12	26	3	3
2018	-	-	-	-	-	-	-	-	-	-	-	-	-	-
TOTAL	.269	95	89	320	51	86	5	4	0	38	28	53	3	7

CAREER HIGHS

Hits: 4, Gardner-Webb, May 08, 2016
 Doubles: 1, 5 times
 Triples: 1, 4 times
 Total bases: 4, 4 times
 RBI: 4, Georgia Tech, May 13, 2017
 Runs scored: 3, at Georgia Tech, Apr 02, 2016 ; at Virginia Tech, Apr 23, 2016
 Walks: 3, at Liberty, Apr 19, 2016
 Hit by pitch: 1, 4 times
 Struck out: 3, South Carolina, Jun 04, 2016 ; North Carolina, Mar 20, 2016
 Sac flies: 2, North Carolina A&T, Mar 29, 2017
 Sac bunts: 1, 10 times
 At bats: 6, at Virginia Tech, Apr 23, 2016
 Stolen bases: 1, at Miami, Apr 10, 2017 ; Princeton, Mar 04, 2017 ; Liberty, May 16, 2017

HONORS

2017 Johnny Bench Award Watch List
 2016 ACC Academic Honor Roll



MICHAEL ROTHENBERG

FRESHMAN || C || S/R || 6-3 || 210 || BOCA RATON, FLA.

- Set high school record for career home runs, breaking current Blue Devil Zack Kone's previous program record.
- 2017 Rawlings-Perfect Game Honorable Mention All-American.

CAREER STATISTICS

Year	Avg	GP	GS	AB	R	H	2B	3B	HR	RBI	BB	SO	SB	ATT
2018	-	-	-	-	-	-	-	-	-	-	-	-	-	-
TOTAL	-	-	-	-	-	-	-	-	-	-	-	-	-	-



MICHAEL SMICKLAS

SENIOR || OF || L/R || 6-3 || 195 || BOCA RATON, FLA.

- Knocked a walkoff single up the middle with two outs in the 10th to secure Duke's series-clinching victory over Virginia Tech March 11, 2017.
- Blasted Duke's first grand slam in seven years March 28, 2017 against Davidson.
- Majoring in sociology.

CAREER STATISTICS

Year	Avg	GP	GS	AB	R	H	2B	3B	HR	RBI	BB	SO	SB	ATT
2015	.215	29	21	65	7	14	2	1	0	7	4	22	2	2
2016	.258	40	29	97	12	25	5	0	1	17	14	35	4	6
2017	.302	47	40	149	24	45	11	0	3	29	12	24	2	2
2018	-	-	-	-	-	-	-	-	-	-	-	-	-	-
TOTAL	.270	116	90	311	43	84	18	1	4	53	30	81	8	10

CAREER HIGHS

Hits: 3, at Notre Dame, Apr 28, 2017 ; Rider, Mar 01, 2015 ; Davidson, Mar 28, 2017
 Doubles: 1, 16 times
 Triples: 1, at Liberty, Mar 24, 2015
 Home runs: 1, 4 times
 Total bases: 7, at Notre Dame, Apr 28, 2017 ; Davidson, Mar 28, 2017
 RBI: 4, at Notre Dame, Apr 28, 2017 ; Davidson, Mar 28, 2017
 Runs scored: 3, Columbia, Mar 18, 2015
 Walks: 2, N.C. Central, Apr 13, 2016 ; Miami, Apr 15, 2016 ; NCCU, Apr 19, 2017
 Hit by pitch: 2, Presbyterian, Apr 26, 2017
 Struck out: 3, at Miami, Apr 10, 2017 ; Pittsburgh, Mar 31, 2017
 Sac bunts: 1, at Georgia Tech, Apr 02, 2016
 At bats: 5, 5 times
 Stolen bases: 2, at Virginia Tech, Apr 23, 2016

HONORS

2017 All-ACC Academic Team
 2017 ACC Academic Honor Roll
 2016 ACC Academic Honor Roll



MITCH STALLINGS

SENIOR || LHP || L/L || 6-2 || 170 || ATLANTA, GA.

- Moved to the Friday night starter role this past season after spending his sophomore and freshman years in Duke's bullpen.
- Led the 2017 team in wins, innings and strikeouts. Also totaled a team-best seven quality starts.
- Totaled 56 relief appearances prior to assuming the starting role.
- Enter his senior season ranked 13th in program history in career ERA, fourth in career saves and seventh in strikeouts per nine innings.
- Majoring in political science with a concentration in security, peace and conflict while pursuing a certificate in markets and management studies.

CAREER STATISTICS

Year	ERA	W	L	App	GS	CG	SHO	CBO	SV	IP	H	R	ER	BB	SO
2015	2.38	3	4	30	1	0	0	1	3	45.1	41	15	12	25	54
2016	3.23	3	2	27	0	0	0	1	9	30.2	31	13	11	16	23
2017	4.50	4	3	14	13	0	0	1	0	76.0	74	41	38	26	74
2018	-	-	-	-	-	-	-	-	-	-	-	-	-	-	-
TOTAL	3.61	10	9	71	14	0	0	3	12	152.0	146	69	61	67	151

CAREER HIGHS

Innings pitched: 8.0, Boston College, Apr 14, 2017

Walks allowed: 4, 4 times

Strikeouts: 11, Princeton, Mar 04, 2017

Batters faced: 31, Georgia Tech, May 12, 2017

HONORS

2015 ACC Academic Honor Roll

GAME-BY-GAME

Date	Opponent	GS	IP	H	R	ER	BB	SO	DEC
2/14/15	at California		1.1	1	1	0	1	1	L
2/21/15	Delaware State		1.0	2	0	0	0	2	-
2/25/15	North Carolina Central		1.0	1	0	0	1	1	-
3/1/15	Rider		2.0	1	0	0	1	2	W
3/3/15	Liberty		2.0	1	0	0	0	5	W
3/7/15	North Carolina		2.0	5	3	2	2	2	L
3/11/15	Bryant	*	3.2	4	1	0	2	2	-
3/15/15	Georgia Tech		2.0	0	0	0	1	3	-
3/17/15	Columbia		1.1	0	0	0	0	1	SV
3/20/15	Pittsburgh		1.0	0	1	1	2	1	W
3/21/15	Pittsburgh		1.0	1	0	0	0	1	-
3/24/15	at Liberty		2.0	0	0	0	2	3	SV
3/28/15	at Boston College		1.1	2	1	1	1	0	L
3/29/15	at Boston College		2.0	0	0	0	1	2	-
4/3/15	at Miami		2.1	4	2	2	2	4	L
4/5/15	at Miami		0.2	3	1	1	1	2	-
4/8/15	Richmond		1.0	0	0	0	0	1	-
4/10/15	Louisville		2.0	1	0	0	0	4	-
4/11/15	Louisville		1.0	0	0	0	1	1	-
4/22/15	at East Carolina		1.2	0	0	0	1	2	-
4/24/15	Virginia Tech		0.2	2	2	2	2	0	-
4/25/15	Virginia Tech		1.0	1	0	0	0	0	-
5/3/15	North Carolina Central		2.0	0	0	0	1	2	SV
5/5/15	at Davidson		1.2	4	1	1	0	3	-
5/8/15	at Virginia		0.1	0	0	0	0	0	-
5/9/15	at Virginia		0.2	4	2	2	1	0	-
5/12/15	Longwood		3.0	1	0	0	0	0	-
5/14/15	Wake Forest		1.1	0	0	0	0	3	-
5/15/15	Wake Forest		1.2	2	0	0	0	4	-
5/16/15	Wake Forest		0.2	1	0	0	2	1	-
3/5/16	Toledo		0.2	2	1	1	2	1	-
3/9/16	Penn State		2.0	0	0	0	1	2	-
3/12/16	Virginia		0.1	2	2	2	0	0	L
3/15/16	Maryland Eastern Shore		1.0	1	0	0	1	1	-
3/18/16	North Carolina		1.0	2	2	2	0	0	-
3/22/16	East Carolina		2.0	1	1	1	0	0	-
3/27/16	Wake Forest		1.1	0	0	0	0	2	SV
3/29/16	Liberty		1.0	1	0	0	0	1	-
4/2/16	Georgia Tech		1.2	0	0	0	1	2	W
4/3/16	Georgia Tech		1.0	0	0	0	0	3	-

DUKE CAREER RECORDS

ERA

Rk	ERA	Name	Years
1	1.58	Art Bradsher	1901-05
2	1.60	Don Altman	1960-61
	2.24	Dick Burton	1956-58
4	2.42	Al Schwartz	1969-72
5	2.48	Dick Smallwood	1956-58
6	3.04	Gordon Jackson	1969-73
7	3.09	Trent Swart	2012-16
8	3.12	Carter Hill	1965-67
9	3.27	Marcus Stroman	2010-12
10	3.33	Andrew Istler	2012-15
11	3.55	Steve Denison	1968-70
12	3.56	Phil Wilhelm	1967-69
13	3.61	Mitch Stallings	2015-17
14	3.69	Larry Brooks	1977-80
15	3.70	Craig Starman	1992-96

STRIKEOUTS/9 INNINGS

Rk	K/9	Name	Years
1	11.86	Marcus Stroman	2010-12
2	10.37	Christopher Manno	2007-10
3	9.96	Art Bradsher	1901-05
	9.96	Richard Dishman	1995-97
5	9.71	Chris Capuano	1997-99
6	9.37	Scott Schoeneweis	1993-96
7	8.94	Mitch Stallings	2015-17
8	8.85	Stephen Cowie	1996-99
9	8.60	Tim Layden	2002-04
10	8.45	Mike Trombley	1987-89

SAVES

Rk	Saves	Name	Years
1	13	Alex Hassan	2007-09
	13	Vaughn Schill	1997-99
	13	Mark Sikorski	1984-86
4	12	Mitch Stallings	2015-17
	12	Andrew Istler	2012-14

Date	Opponent	GS	IP	H	R	ER	BB	SO	DEC
4/5/16	UNCG		1.0	1	0	0	1	0	SV
4/8/16	Clemson		1.0	0	0	0	1	2	SV
4/9/16	Clemson		0.2	1	2	0	2	0	L
4/13/16	North Carolina Central		1.0	1	0	0	0	1	SV
4/17/16	Miami		1.0	3	2	2	1	1	-
4/19/16	at Liberty		1.0	1	0	0	0	0	SV
4/24/16	at Virginia Tech		1.0	0	0	0	0	0	SV
4/27/16	at North Carolina Central		1.0	1	0	0	0	2	SV
4/29/16	at NC State		0.2	1	0	0	0	1	-
5/1/16	at NC State		2.2	2	0	0	1	1	L
5/8/16	Gardner-Webb		1.0	0	0	0	1	0	-
5/11/16	Norfolk State		2.0	3	2	2	0	1	W
5/13/16	Florida State		1.0	1	0	0	0	1	SV
5/14/16	Florida State		2.0	2	0	0	1	1	SV
5/19/16	at Pittsburgh		0.1	1	0	0	2	0	-
5/24/16	vs. Wake Forest		0.1	0	0	0	0	0	-
2/17/17	Oregon State	*	2.0	5	6	6	4	1	L
2/26/17	Army West Point		0.0	2	0	0	0	0	-
3/4/17	Princeton	*	5.0	4	1	1	1	11	-
3/10/17	Virginia Tech	*	6.0	4	0	0	1	8	W
3/17/17	Wake Forest	*	5.1	10	5	5	4	3	L
3/24/17	at Virginia	*	7.0	7	3	3	1	2	W
3/31/17	Pittsburgh	*	7.0	2	0	0	2	8	W
4/8/17	at Miami	*	7.0	6	4	3	0	8	-
4/14/17	Boston College	*	8.0	6	3	2	0	8	L
4/21/17	at Louisville	*	7.0	4	3	3	4	2	W
4/28/17	at Notre Dame	*	6.0	6	4	3	2	7	-
5/12/17	Georgia Tech	*	6.2	9	5	5	2	7	-
5/18/17	at North Carolina	*	3.1	2	4	4	4	3	-
5/23/17	vs. Clemson	*	5.2	7	3	3	1	6	-



GRAEME STINSON

SOPHOMORE || LHP || L/L || 6-5 || 250 || NORCROSS, GA.

• Played for the Orleans Firebirds of the Cape Cod Baseball League over the summer, posting a 2.45 ERA with 32 strikeouts over 18.1 innings.

CAREER STATISTICS

Year	ERA	W	L	App	GS	CG	SHO	CBO	SV	IP	H	R	ER	BB	SO
2017	6.67	3	1	12	9	0	0	0	0	28.1	24	23	21	12	45
2018	-	-	-	-	-	-	-	-	-	-	-	-	-	-	-
TOTAL	6.67	3	1	12	9	0	0	0	0	28.1	24	23	21	12	45

CAREER HIGHS

Innings pitched: 6.0, North Carolina A&T, Mar 29, 2017

Walks allowed: 2, Wake Forest, Mar 19, 2017 ; at Virginia, Mar 26, 2017 ; North Carolina A&T, Mar 29, 2017

Strikeouts: 10, Mount St. Mary's, Mar 08, 2017

Batters faced: 22, North Carolina A&T, Mar 29, 2017

HONORS

2017 ACC Academic Honor Roll

RANKINGS

Perfect Game Top 100 College Sophomores: No. 58

GAME-BY-GAME

Date	Opponent	GS	IP	H	R	ER	BB	SO	DEC
3/4/17	Princeton		1.0	0	0	0	1	3	-
3/8/17	Mount St. Mary's	*	4.0	4	3	3	0	10	W
3/14/17	East Carolina	*	4.1	5	3	3	1	7	-
3/19/17	Wake Forest		0.0	0	2	2	2	0	-
3/21/17	Maryland Eastern Shore	*	4.0	1	0	0	0	6	W
3/26/17	at Virginia	*	0.0	1	5	5	2	0	L
3/29/17	North Carolina A&T	*	6.0	3	2	1	2	8	W
4/6/17	Durham Bulls I	*	4.0	4	1	1	2	3	-
4/12/17	at Campbell	*	1.0	4	4	4	1	0	-
4/19/17	North Carolina Central	*	1.0	1	1	0	0	2	-
4/26/17	Presbyterian		1.0	2	2	2	1	1	-
5/10/17	at East Carolina	*	2.0	2	1	1	1	1	-
5/16/17	Liberty	*	4.0	1	0	0	1	7	-

! Denotes exhibition game



KENNIE TAYLOR

JUNIOR || OF || R/R || 5-11 || 170 || TAMPA, FLA.

• Duke's starting center fielder as a sophomore in 2017.

• Hit a team-best .328 in ACC games this past season.

CAREER STATISTICS

Year	Avg	GP	GS	AB	R	H	2B	3B	HR	RBI	BB	SO	SB	ATT
2016	.167	17	1	12	3	2	1	0	0	1	1	3	0	0
2017	.314	45	41	137	31	43	12	2	3	22	9	20	4	5
2018	-	-	-	-	-	-	-	-	-	-	-	-	-	-
TOTAL	.302	62	42	149	34	45	13	2	3	23	10	23	4	5

CAREER HIGHS

Hits: 3, at Miami, Apr 10, 2017 ; Georgia Tech, May 12, 2017 ; at North Carolina, May 20, 2017

Doubles: 2 [t-3rd], NCCU, Apr 19, 2017

Triples: 1 [t-4th], at Campbell, Apr 12, 2017 ; at Notre Dame, Apr 29, 2017

Home runs: 1, Pittsburgh, Apr 01, 2017 ; at Notre Dame, Apr 28, 2017 ; Georgia Tech, May 12, 2017

Total bases: 7, Georgia Tech, May 12, 2017

RBI: 3, Boston College, Apr 16, 2017

Runs scored: 3, Presbyterian, Apr 26, 2017 ; Georgia Tech, May 12, 2017

Walks: 1, 10 times

Hit by pitch: 2 [t-1st], at North Carolina, May 18, 2017

Struck out: 2, 4 times

Sac flies: 1, vs Oregon State, Feb 19, 2017

Sac bunts: 1, Princeton, Mar 03, 2017

At bats: 5, 6 times



TYLER WARDWELL

FRESHMAN || INF || S/R || 6-2 || 185 || CINCINNATI, OHIO

• 2017 Rawlings Perfect Game Honorable Mention All-American

• Rated among the top 500 overall prospects nationally and the No. 147 shortstop in the 2017 recruiting class by Perfect Game.

CAREER STATISTICS

Year	Avg	GP	GS	AB	R	H	2B	3B	HR	RBI	BB	SO	SB	ATT
2018	-	-	-	-	-	-	-	-	-	-	-	-	-	-
TOTAL	-	-	-	-	-	-	-	-	-	-	-	-	-	-

Duke University Baseball
Overall Statistics for Duke (as of May 31, 2017)
(All games Sorted by Batting avg)

Record: 30-28 Home: 22-11 Away: 7-12 Neutral: 1-5 ACC: 12-18

Player	avg	gp-gs	ab	r	h	2b	3b	hr	rbi	tb	slg%	bb	hp	so	gdp	ob%	sf	sh	sb-att	po	a	e	fld%	
Jimmy Herron	.326	58-58	230	53	75	17	1	5	39	109	.474	29	8	34	1	.412	5	1	17-24	108	2	1	.991	
Kennie Taylor	.314	45-41	137	31	43	12	2	3	22	68	.496	9	7	20	2	.383	1	1	4-5	82	0	0	1.000	
Michael Smiciklas	.302	47-40	149	24	45	11	0	3	29	65	.436	12	8	24	4	.385	0	0	2-2	22	0	1	.957	
Griffin Conine	.298	58-58	218	52	65	11	2	13	56	119	.546	41	8	45	0	.425	1	0	9-9	97	3	0	1.000	
Zack Kone	.291	57-57	234	46	68	10	0	2	28	84	.359	16	5	34	6	.345	3	1	12-18	70	167	20	.922	
Jack Labosky	.275	57-57	207	33	57	17	2	6	43	96	.464	37	9	62	3	.399	5	0	0-0	31	115	8	.948	
Chris Proctor	.255	45-43	149	24	38	4	2	0	21	46	.309	12	1	26	3	.305	5	4	3-3	275	27	0	1.000	
Max Miller	.237	58-58	194	37	46	7	1	1	23	58	.299	30	10	26	8	.363	3	4	12-14	111	167	7	.975	

Matt Mervis	.333	4-2	6	3	2	2	0	0	1	4	.667	2	0	1	0	.500	0	0	1-1	15	1	1	.941	
Peter Zyla	.266	38-18	79	9	21	9	0	0	9	30	.380	7	2	16	1	.333	2	0	2-3	34	1	0	1.000	
Erikson Nichols	.235	39-21	85	12	20	5	0	0	9	25	.294	3	0	27	4	.256	2	2	2-2	148	21	0	1.000	
Chris Dutra	.229	29-13	48	7	11	1	0	0	5	12	.250	3	1	17	1	.288	0	0	0-0	129	12	2	.986	
Daniel Calabretta	.222	13-0	9	1	2	1	0	0	0	3	.333	0	0	5	1	.222	0	1	0-0	0	2	0	1.000	
Justin Bellinger	.193	34-22	88	7	17	6	0	2	13	29	.330	9	0	26	3	.263	2	2	0-0	189	17	0	1.000	
Chase Cheek	.190	35-7	42	6	8	2	0	0	1	10	.238	4	0	17	0	.261	0	1	2-3	28	0	2	.933	
Jalen Phillips	.189	40-24	90	11	17	5	1	3	13	33	.367	10	2	27	1	.282	1	1	1-3	166	8	2	.989	
Ryan Day	.083	6-3	12	1	1	0	0	0	0	1	.083	1	0	4	0	.154	0	0	1-2	11	11	3	.880	
Aaron Therien	.000	2-0	1	0	0	0	0	0	0	0	.000	1	0	0	0	.500	0	0	0-0	0	0	0	.000	
James McGhee	.000	1-0	0	0	0	0	0	0	0	0	.000	1	0	0	0	1.000	0	0	0-0	0	0	0	.000	
Totals	.271	58	1978	357	536	120	11	38	312	792	.400	227	61	411	38	.359	30	18	68-89	1534	604	58	.974	
Opponents	.253	58	1946	304	492	81	10	36	270	701	.360	212	51	438	43	.339	17	22	44-66	1516	537	74	.965	

LOB - Team (441), Opp (410). DPs turned - Team (50), Opp (44). IBB - Team (2), Conine, G. 2, Opp (5). Picked off - Herron, J. 3, Kone, Z. 1, Miller, M. 1, Conine, G. 1, Taylor, K. 1, Smiciklas, M 1.

(All games Sorted by Earned run avg)

Player	era	w-l	app	gs	cg	sho	sv	ip	h	r	er	bb	so	2b	3b	hr	b/avg	wp	hp	bk	sfa	sha		
Ryan Day	3.30	4-3	13	13	0	0/0	0	73.2	64	30	27	17	43	7	3	0	.233	11	11	0	1	1		
Mitch Stallings	4.50	4-3	14	13	0	0/1	0	76.0	74	41	38	26	74	15	0	10	.251	5	2	0	1	1		

Karl Blum	3.18	2-1	21	0	0	0/2	0	28.1	14	10	10	16	20	2	0	0	.147	6	6	0	0	2		
Kevin Lewallyn	3.38	1-0	17	0	0	0/1	1	24.0	22	12	9	9	17	5	0	1	.247	2	1	0	1	1		
Nick Hendrix	3.67	3-1	33	0	0	0/1	1	41.2	32	17	17	6	29	6	0	2	.222	5	3	1	3	3		
Chris McGrath	4.12	1-2	15	0	0	0/1	0	24.0	18	11	11	14	19	1	0	2	.217	0	1	0	2	1		
Hunter Davis	4.20	0-1	12	2	0	0/0	0	15.0	12	9	7	13	15	1	0	1	.211	1	2	0	0	1		
Luke Whitten	4.40	1-0	12	0	0	0/0	0	14.1	6	9	7	13	16	0	0	0	.130	6	0	1	0	0		
Jack Labosky	4.50	2-4	23	0	0	0/0	7	34.0	39	18	17	6	24	4	2	2	.295	2	4	0	0	5		
James Ziemba	5.03	2-4	22	6	0	0/0	0	48.1	51	35	27	22	45	7	0	1	.266	8	10	2	1	1		
Bill Chillari	5.87	0-1	15	0	0	0/0	0	15.1	15	11	10	8	12	0	1	4	.268	5	0	0	6	0		
Graeme Stinson	6.67	3-1	12	9	0	0/0	0	28.1	24	23	21	12	45	3	0	0	.222	12	3	0	1	0		
Coleman Williams	6.75	0-0	5	0	0	0/0	0	4.0	4	3	3	3	3	0	0	0	.250	0	2	0	0	0		
Adam Laskey	6.83	4-5	16	14	0	0/1	0	55.1	82	45	42	24	48	21	4	10	.346	4	4	1	1	5		
Matt Mervis	7.83	2-2	21	1	0	0/0	0	23.0	25	21	20	18	21	6	0	2	.269	8	1	0	0	1		
Thomas Crispi	9.00	1-0	3	0	0	0/0	0	2.0	1	2	2	2	1	1	0	0	.143	0	0	0	0	0		
Zack Kesterson	15.75	0-0	4	0	0	0/0	0	4.0	9	7	7	3	6	2	0	1	.429	2	1	1	0	0		
Totals	4.84	30-28	58	58	0	2/2	9	511.1	492	304	275	212	438	81	10	36	.253	77	51	6	17	22		
Opponents	5.43	28-30	58	58	1	3/3	9	505.1	536	357	305	227	411	120	11	38	.271	68	61	9	30	18		

PB - Team (13), Dutra, C. 7, Proctor, C. 6, Opp (12). Pickoffs - Team (4), Ziemba, J. 2, Whitten, L. 1, Zyla, P. 1, Opp (8). SBA/ATT - Proctor, C. (28-37), Stinson, G. (14-17), Dutra, C. (13-15), Laskey, A. (8-11), Mervis, M. (3-5), Lewallyn, K. (3-4), Labosky, J. (0-3), McGrath, C. (1-3), Day, R. (3-3), Davis, H. (3-3), Chillari, B. (3-3), Blum, K. (2-3), Zyla, P. (3-3), Ziemba, J. (1-3), Stallings, M (1-2), Whitten, L. (0-2), Hendrix, N. (0-2), Crispi, T. (1-1), Kesterson, Z (1-1).

Duke University Baseball
Game Results for Duke (as of Feb 08, 2018)
(All games)

Date	Opponent	Score	Inns	Overall	ACC	Pitcher of record	Attend	Time
Feb 17, 2017	vs Gonzaga	L 1-6	9	0-1-0	0-0-0	Ziemba, J. (L 0-1)	253	2:38
Feb 17, 2017	vs #7 Oregon State	L 3-6	9	0-2-0	0-0-0	Stallings, M (L 0-1)	2149	2:46
Feb 18, 2017	vs Gonzaga	L 1-4	9	0-3-0	0-0-0	Laskey, A. (L 0-1)	203	2:42
Feb 19, 2017	vs #7 Oregon State	L 2-11	9	0-4-0	0-0-0	Day, R. (L 0-1)	1893	2:51
Feb 21, 2017	at NCCU	w 14-6	9	1-4-0	0-0-0	Blum, K. (W 1-0)	139	3:11
Feb 24, 2017	ARMY WEST POINT	w 8-5	9	2-4-0	0-0-0	Ziemba, J. (W 1-1)	504	2:52
Feb 25, 2017	ARMY WEST POINT	L 5-9	9	2-5-0	0-0-0	Davis, H. (L 0-1)	611	2:35
Feb 26, 2017	ARMY WEST POINT	w 5-1	9	3-5-0	0-0-0	Day, R. (W 1-1)	526	2:36
Feb 27, 2017	SOUTHERN CALIFORNIA	L 0-2	9	3-6-0	0-0-0	Chillari, B. (L 0-1)	295	3:38
Mar 03, 2017	PRINCETON	w 3-1	9	4-6-0	0-0-0	Ziemba, J. (W 2-1)	303	2:44
Mar 04, 2017	PRINCETON-1	w 9-2	9	5-6-0	0-0-0	Laskey, A. (W 1-1)	535	2:55
Mar 04, 2017	PRINCETON-2	w 7-1	9	6-6-0	0-0-0	Hendrix, N. (W 1-0)	317	2:49
Mar 05, 2017	PRINCETON	w 6-1	9	7-6-0	0-0-0	Day, R. (W 2-1)	337	2:34
Mar 07, 2017	at Liberty	L 4-8	9	7-7-0	0-0-0	Hendrix, N. (L 1-1)	1014	3:26
Mar 08, 2017	MOUNT ST. MARY'S	w 10-3	9	8-7-0	0-0-0	Stinson, G. (W 1-0)	267	2:34
* Mar 10, 2017	VIRGINIA TECH	w 10-1	9	9-7-0	1-0-0	Stallings, M (W 1-1)	353	3:14
* Mar 11, 2017	VIRGINIA TECH-1	w 6-5	(10)	10-7-0	2-0-0	Labosky, J. (W 1-0)	373	3:45
* Mar 11, 2017	VIRGINIA TECH-2	L 5-7	9	10-8-0	2-1-0	Mervis, M. (L 0-1)	279	3:21
Mar 14, 2017	#18 EAST CAROLINA	L 4-9	9	10-9-0	2-1-0	Blum, K. (L 1-1)	441	3:20
* Mar 17, 2017	WAKE FOREST	L 4-8	9	10-10-0	2-2-0	Stallings, M (L 1-2)	514	3:12
* Mar 18, 2017	WAKE FOREST	w 7-3	9	11-10-0	3-2-0	Laskey, A. (W 2-1)	566	2:44
* Mar 19, 2017	WAKE FOREST	L 2-11	9	11-11-0	3-3-0	Ziemba, J. (L 2-2)	606	3:18
Mar 21, 2017	MD EASTERN SHORE	w 10-3	9	12-11-0	3-3-0	Stinson, G. (W 2-0)	417	2:41
* Mar 24, 2017	at #16 Virginia	w 19-3	9	13-11-0	4-3-0	Stallings, M (W 2-2)	3175	3:26
* Mar 25, 2017	at #16 Virginia	L 6-13	9	13-12-0	4-4-0	Laskey, A. (L 2-2)	3961	3:27
* Mar 26, 2017	at #16 Virginia	L 6-13	9	13-13-0	4-5-0	Stinson, G. (L 2-1)	3173	3:13
Mar 28, 2017	DAVIDSON	w 8-6	9	14-13-0	4-5-0	Mervis, M. (W 1-1)	478	2:58
Mar 29, 2017	NORTH CAROLINA A&T	w 10-2	9	15-13-0	4-5-0	Stinson, G. (W 3-1)	418	2:45
* Mar 31, 2017	PITTSBURGH	w 14-0	9	16-13-0	5-5-0	Stallings, M (W 3-2)	808	2:48
* Apr 01, 2017	PITTSBURGH	L 8-9	(10)	16-14-0	5-6-0	Labosky, J. (L 1-1)	592	3:32
* Apr 02, 2017	PITTSBURGH	L 2-6	9	16-15-0	5-7-0	Day, R. (L 2-2)	714	3:15
* Apr 08, 2017	at Miami	L 7-9	9	16-16-0	5-8-0	Labosky, J. (L 1-2)	2839	2:53
* Apr 09, 2017	at Miami	L 0-7	9	16-17-0	5-9-0	Laskey, A. (L 2-3)	2772	3:20
* Apr 10, 2017	at Miami	w 5-2	(10)	17-17-0	6-9-0	Labosky, J. (W 2-2)	2458	3:19
Apr 12, 2017	at Campbell	w 12-10	9	18-17-0	6-9-0	Whitten, L. (W 1-0)	861	3:42
* Apr 14, 2017	BOSTON COLLEGE	L 1-3	9	18-18-0	6-10-0	Stallings, M (L 3-3)	464	2:12
* Apr 15, 2017	BOSTON COLLEGE	L 6-15	9	18-19-0	6-11-0	McGrath, C. (L 0-1)	518	3:10
* Apr 16, 2017	BOSTON COLLEGE	w 9-2	9	19-19-0	7-11-0	Day, R. (W 3-2)	233	2:52
Apr 19, 2017	NCCU	w 8-4	9	20-19-0	7-11-0	Crispi, T. (W 1-0)	386	3:17
* Apr 21, 2017	at #2 Louisville	w 5-3	9	21-19-0	8-11-0	Stallings, M (W 4-3)	1533	2:58
* Apr 22, 2017	at #2 Louisville	L 5-7	9	21-20-0	8-12-0	Ziemba, J. (L 2-3)	814	3:03
* Apr 23, 2017	at #2 Louisville	L 0-10	9	21-21-0	8-13-0	Day, R. (L 3-3)	2158	2:44
Apr 26, 2017	PRESBYTERIAN	w 14-6	9	22-21-0	8-13-0	Mervis, M. (W 2-1)	218	3:35
* Apr 28, 2017	at Notre Dame-1	L 4-5	9	22-22-0	8-14-0	Ziemba, J. (L 3-3)	-	2:47
* Apr 28, 2017	at Notre Dame-2	w 14-1	9	23-22-0	9-14-0	Laskey, A. (W 3-3)	639	2:48
* Apr 29, 2017	at Notre Dame	L 2-3	9	23-23-0	9-15-0	Labosky, J. (L 2-3)	440	2:12
May 09, 2017	CAMPBELL	w 9-0	9	24-23-0	9-15-0	Laskey, A. (W 4-3)	278	2:46
May 10, 2017	at East Carolina	L 1-5	9	24-24-0	9-15-0	Mervis, M. (L 2-2)	2606	2:22
* May 12, 2017	GEORGIA TECH	w 7-5	9	25-24-0	10-15-0	Hendrix, N. (W 1-1)	249	2:56
* May 13, 2017	GEORGIA TECH	w 12-5	9	26-24-0	11-15-0	McGrath, C. (W 1-1)	438	2:52
* May 14, 2017	GEORGIA TECH	L 3-5	9	26-25-0	11-16-0	Labosky, J. (L 2-4)	589	2:59
May 16, 2017	LIBERTY	w 6-5	9	27-25-0	11-16-0	Blum, K. (W 2-1)	437	3:39
* May 18, 2017	at #3 North Carolina	w 8-4	9	28-25-0	12-16-0	Lewallyn, K. (W 1-0)	2581	3:31
* May 19, 2017	at #3 North Carolina	L 2-3	(10)	28-26-0	12-17-0	McGrath, C. (L 1-2)	3313	3:33
* May 20, 2017	at #3 North Carolina	L 7-9	9	28-27-0	12-18-0	Laskey, A. (L 4-4)	2753	3:30
May 23, 2017	vs #14 Clemson	w 6-3	9	29-27-0	12-18-0	Hendrix, N. (W 3-1)	3381	2:58
May 25, 2017	#10 VIRGINIA	w 4-3	9	30-27-0	12-18-0	Day, R. (W 4-3)	2709	2:59
May 27, 2017	vs Florida State	L 1-5	9	30-28-0	12-18-0	Laskey, A. (L 4-5)	0	2:53

() extra inning game

Duke University Baseball
Games Summary for Duke (as of Feb 08, 2018)
(All games)

Score by innings	1	2	3	4	5	6	7	8	9	EX	Total
Duke	48	32	44	32	25	63	43	45	21	4	357
Opponents	44	36	30	30	25	31	57	32	17	2	304

Record when ...

Overall	30-28	After 6 leading	27-4
Conference	12-18 trailing	2-21
Non-Conference	18-10 tied	1-3
Home games	22-11	After 7 leading	27-2
Away games	7-12 trailing	2-23
Neutral site	1-5 tied	1-3
Day games	18-22	After 8 leading	27-2
Night games	12-6 trailing	1-23
vs Left starter	13-9 tied	2-3
vs Right starter	17-19		
1-Run games	3-4	Hit 0 home runs	15-18
2-Run games	5-7	... 1 home run	8-7
5+Run games	15-9	... 2+ home runs	7-3
Extra innings	2-2		
Shutouts	2-3	Opponent 0 home runs	19-13
	 1 home run	8-11
	 2+ HRs	3-4
Scoring 0-2 runs	0-13	Made 0 errors	16-9
..... 3-5 runs	5-9 1 error	9-9
..... 6-9 runs	14-6 2+ errors	5-10
..... 10+ runs	11-0		
Opponent 0-2 runs	12-1	Opp. made 0 errors	4-13
..... 3-5 runs	14-8 1 error	11-11
..... 6-9 runs	3-13 2+ errors	15-4
..... 10+ runs	1-6		
Scored in 1st inning	19-8	Out-hit opponent	26-3
Opp. scored in 1st	8-13	Out-hit by opponent	3-21
Scores first	22-9	Hits are tied	1-4
Opp. scores first	8-19		

Record when team scores:

Runs	0	1	2	3	4	5	6	7	8	9	10+
W-L	0-3	0-5	0-5	1-2	1-4	3-3	4-3	3-2	4-1	3-0	11-0

Record when opponent scores:

Runs	0	1	2	3	4	5	6	7	8	9	10+
W-L	2-0	6-0	4-1	7-3	2-1	5-4	3-3	0-3	0-2	0-5	1-6

Record when leading after:

Inn.	1	2	3	4	5	6	7	8
W-L	14-3	18-4	20-7	19-6	21-5	27-4	27-2	27-2

Record when trailing after:

Inn.	1	2	3	4	5	6	7	8
W-L	5-12	7-17	9-18	10-20	6-21	2-21	2-23	1-23

Record when tied after:

Inn.	1	2	3	4	5	6	7	8
W-L	11-13	5-7	1-3	1-2	3-2	1-3	1-3	2-3

Current losing streak: 1
 Longest winning streak: 4
 Longest losing streak: 4

Home attendance : 16773 (33 dates avg = 508)
 Away attendance : 45108 (24 dates avg = 1879)
 Total attendance: 61881 (57 dates avg = 1085)

Duke University Baseball
Miscellaneous Stats for Duke (as of Feb 08, 2018)
(All games)

Multiple Hit Games	2	3	4	5+	Total
Jimmy Herron	16	5	2	-	23
Zack Kone	13	4	2	-	19
Griffin Conine	9	5	1	-	15
Jack Labosky	11	3	-	-	14
Michael Smiciklas	10	2	-	-	12
Chris Proctor	8	3	-	-	11
Kennie Taylor	8	3	-	-	11
Max Miller	4	3	-	-	7
Peter Zyla	5	-	-	-	5
Erikson Nichols	4	-	-	-	4
Justin Bellinger	3	1	-	-	4
Jalen Phillips	1	1	-	-	2
Chris Dutra	2	-	-	-	2
Chase Cheek	1	-	-	-	1
TEAM	95	30	5	0	130

Multiple RBI Games	2	3	4	5+	Total
Griffin Conine	6	3	2	3	14
Jack Labosky	8	3	-	1	12
Jimmy Herron	7	3	-	-	10
Zack Kone	5	2	-	-	7
Kennie Taylor	4	1	-	-	5
Michael Smiciklas	2	1	2	-	5
Chris Proctor	4	-	1	-	5
Max Miller	4	-	-	-	4
Justin Bellinger	1	2	-	-	3
Erikson Nichols	2	-	-	-	2
Jalen Phillips	1	1	-	-	2
Peter Zyla	1	-	-	-	1
Chris Dutra	1	-	-	-	1
TEAM	46	16	5	4	71

Hitting Streaks	Longest	Current
Michael Smiciklas	15	1
Jack Labosky	13	4
Griffin Conine	13	1
Kennie Taylor	10	-
Zack Kone	9	-
Jimmy Herron	9	1
Erikson Nichols	6	-
Max Miller	6	-
Jalen Phillips	5	-
Justin Bellinger	4	-
Chris Proctor	4	4
Chris Dutra	3	-
Peter Zyla	3	2
Chase Cheek	2	-
Daniel Calabretta	2	-
Ryan Day	1	-
Matt Mervis	1	1

Reached Base Streaks	Longest	Current
Jack Labosky	19	7
Griffin Conine	16	12
Michael Smiciklas	16	1
Zack Kone	16	-
Kennie Taylor	15	-
Jimmy Herron	14	13
Justin Bellinger	13	-
Max Miller	10	-
Chris Proctor	10	4
Erikson Nichols	6	-
Jalen Phillips	6	-
Peter Zyla	5	4
Chris Dutra	5	-
Ryan Day	2	-
Daniel Calabretta	2	-
Chase Cheek	2	-
James McGhee	1	1
Matt Mervis	1	1
Aaron Therien	1	1