

VANDERBILT

FOOTBALL

Vanderbilt Commodores
1-3 overall • 0-2 SEC

Date	Opponent	Time • Result
8.31	#3/3 Georgia*	L, 6-30
9.7	at Purdue	L, 24-42
9.21	#4/5 LSU*	L, 38-66
9.28	Northern Illinois	W, 24-18
10.5	at Ole Miss* [SEC Network]	6:30 p.m.
10.12	UNLV	3 p.m.
10.19	Missouri* (Homecoming)	TBA
11.2	at South Carolina*	TBA
11.9	at Florida*	TBA
11.16	Kentucky*	TBA
11.23	East Tennessee State	TBA
11.30	at Tennessee*	TBA

* SEC contest • All times CT

Vanderbilt Commodores (1-3, 0-2) Ole Miss Rebels (2-3, 1-1)

VUCommodores.com
Twitter • @VandyFootball
Instagram • @VandyFootball
Facebook • VanderbiltAthletics
In-Game Notes • @VandyNotes

Oct. 5, 2019 • 6:30 p.m. CT
Vaught-Hemingway Stadium • 64,038
Oxford, Miss.

SEC Network

Tom Hart (play-by-play), Jordan Rodgers (analyst),
Cole Cubelic (sideline analyst)

WLAC 1510 AM / WNRQ FM 98.3

Joe Fisher (play-by-play), John Gromos (analyst),
Mitch Light (sideline)

Primary Football Contact • Larry Leathers

larry.leathers@vanderbilt.edu • 615.480.8226

Secondary Football Contact • Andrew Pate

andrew.pate@vanderbilt.edu • 713.387.9119

- Vanderbilt makes its second road trip this Saturday, going to Oxford, Mississippi to face Ole Miss. The Commodores are in search for their first Southeastern Conference victory after early-season losses to Georgia and LSU. Kickoff is scheduled for 6:30 p.m. CT in Vaught-Hemingway Stadium.
- Vanderbilt has faced one of the nation's most difficult early-season schedules. Through the first four weeks of the season, the Commodores were the only team in the nation to have faced two top-5 opponents in No. 3 Georgia and No. 4 LSU. Vanderbilt was also one of five FBS teams to open with three Power 5 opponents in Georgia, Purdue and LSU.
- The Vanderbilt-Ole Miss series, once known for producing long winning streaks by both sides, has become extremely competitive in recent years. Since 2005, the Commodores hold a 8-6 advantage.
- The Commodores are looking to register a road victory in SEC play for the fourth straight year when they trek to Oxford. The Commodores recently have won at Arkansas (2018), Tennessee (2017) and Georgia (2016).
- Sophomore wide receiver C.J. Bolar is the only Vanderbilt student-athlete who hails from Mississippi. Bolar, who has six catches this year after hauling in 34 receptions as a freshman in 2018, is from Purvis. Lashawn Paulino-Bell (R-So., OLB) played at East Mississippi last year.
- Vanderbilt's defense, especially its secondary, has faced a different task in the first four weeks. The unit has opposed veteran signal callers in multi-year starters Jake Fromm (Georgia), Elijah Sindelar (Purdue), Joe Burrow (LSU) and Ross Bowers (Northern Illinois). Both Fromm and Burrow are leaders of undefeated, top-5 teams and rank among the early candidates for Heisman Trophy consideration. Sindelar, who missed Purdue's most recent game, ranks among Big Ten leaders in various passing categories. Bowers is a graduate transfer from California where he threw for 3,039 yards as a 12-game starter in 2017.
- Vanderbilt defensive line coach Jovan Haye will be honored as the Commodores' SEC Football Legend during SEC Championship Weekend activities Dec. 6-7 in Atlanta. Haye was an All-SEC defensive end during his Vanderbilt playing career from 2002-04. Haye became a sixth-round pick in the 2005 NFL Draft and spent six years in the league, playing for Carolina, Cleveland, Tampa Bay, Tennessee and Detroit.
- Ten student-athletes have earned their first collegiate starts this season: BJ Anderson (R-Fr., CB), Daveion Davis (Fr., DT), Dan Dawkins (R-Fr., OG), Randall Haynie (R-So., CB), Kenny Hebert (R-Jr., OLB), Dashaun Jerkins (R-Fr., safety), Grant Miller (R-So., C), Harrison Smith (R-Fr., punter), Tyler Steen (R-Fr., OT) and Jonathan Stewart (R-So., OT). Three others were first-time starters in a Vanderbilt uniform: Riley Neal (Gr., QB), Cam Watkins (Gr., CB) and DC Williams, (Jr., CB).
- Twenty-one student-athletes have logged their first action as Commodores early in the 2019 season: Neal, Watkins, Williams, Ben Bresnahan (R-Fr., TE), Keyon Brooks (Fr., RB), Camden Coleman (R-Fr., S), Pierson Cooke (So., K), Daevion Davis (Fr., DT), Tre Douglas (R-Fr., CB), Rowan Godwin (Gr., OL), Justin Harris (Fr., S), Brandon Maddox (Jr., DT), Jaylen Mahoney (Fr., CB), Salua Masina (R-Fr., LB), Elijah McAlister (R-Fr., OLB), Scott Meyer (Gr., LS), Anfernee Orji (Fr., S), Mitchell Pryor (So., RB), Leshawn Paulino-Bell (R-So., OLB), Javan Rice (R-Fr., K) and Justice Shelton-Mosley (Gr., WR/PR).
- Gerry Gdowski moved into the offensive coordinator role for the Dores this year. Gdowski is the longest-tenured Vanderbilt assistant, having been on campus since Derek Mason's first year in 2014. For the last three years, Gdowski served as quarterbacks coach, helping mold three-year starter and current Kansas City QB Kyle Shurmur into the Commodores' all-time leading passer.
- Four coaches are new to Derek Mason's staff this season: Devin "Fitz" Fitzsimmons, Jovan Haye, Tim Horton and Matt Weikert. Fitzsimmons serves as tight ends coach and special teams coordinator. Haye, a former Commodore All-SEC defensive end, enters his first year as defensive line coach. Horton comes to the staff as running backs coach after extremely successful SEC tenures. Weikert serves as outside linebackers coach, coming from an 12-year tenure at Air Force.
- An 82-hour fundraiser for Turner's Heroes that started at kickoff of the Vanderbilt-LSU game on Sept. 21 reached its initial goal of \$50,000 early in the contest. The non-profit was founded this summer by Vanderbilt senior tight end Cody Markel to honor the legacy of former teammate and classmate Turner Cockrell. The money will fund a discovery grant focused on innovative pediatric cancer research in honor of Cockrell, who passed away Nov. 29, 2018, after a lengthy battle with melanoma. Vanderbilt head coach Derek Mason and his wife, LeighAnne, committed \$25,000 to the effort. For more information, visit TurnersHeroes.org.
- Vanderbilt's 2019 roster includes student-athletes from 27 states.
- Vanderbilt is in its 130th season of college football.

Series History

- Series: Vanderbilt trails, 40-51-2
 - Current series streak: Vanderbilt, W-1
 - Record on the road: Vanderbilt trails
 - At Oxford: Vanderbilt trails, 6-24
 - At Memphis: Vanderbilt leads, 5-2
 - At Jackson: Vanderbilt trails, 0-1
 - In Nashville: Vanderbilt leads, 29-24-2
 - At Vanderbilt Stadium: Vanderbilt leads, 29-23-2
 - At Nissan Stadium: Vanderbilt trails 0-1
 - First meeting: 1894 • Nashville • Vanderbilt 40, Ole Miss 0
 - Last meeting: 2018 • Nashville • Vanderbilt 36, Ole Miss 29 (OT)
 - Last Vanderbilt win: 2018 • Nashville • Vanderbilt 36, Ole Miss 29 OT
 - Longest Vanderbilt win streak: 19 • 1894-1938
 - This marks the 94th meeting between Vanderbilt and Ole Miss. It ranks as the 11th most-played series in SEC history.
 - The only team Vanderbilt has played more often than Ole Miss is Tennessee (113 games).
 - Vanderbilt and Ole Miss have played annually since 1970.
 - The Vanderbilt-Ole Miss game has been played at four sites besides the on-campus stadiums in Nashville and Oxford: Memorial Stadium in Jackson, Mississippi, Crump Stadium and the Liberty Bowl in Memphis, and Nissan Stadium in Nashville.
-
- 1999 • Vanderbilt came out on top in overtime 37-34, giving the Commodores their first SEC road win since 1993. QB Greg Zolman threw for 344 yards, including a last-minute touchdown to WR Todd Yoder to tie the game. In overtime, Zolman hit TE Elliott Carson for the winning score.
- 2002 • Freshman RB/KR Kwane Doster posted one of the most productive games in Vanderbilt and SEC history, compiling 344 all-purpose yards (101 rushing yards and a league-record 243 yards in kick returns).
- 2003 • The Commodores received outstanding performances from a pair of sophomores in QB Jay Cutler and WR Erik Davis. Cutler completed 20 passes for 248 yards while Davis posted a career-best 138 receiving yards.
- 2005 • Using rushing touchdowns from Jeff Jennings and Cassen Jackson-Garrison, the Commodores jumped out to a 24-3 lead before Ole Miss rallied to 24-23. In the fourth quarter, Jay Cutler guided a game-clinching touchdown drive. In the final second, LB Moses Osemwegie sealed the win with a quarterback sack and forced fumble.
- 2007 • Cassen Jackson-Garrison rushed for 119 yards and three scores to give the Commodores their second straight home win in the series.
- 2008 • The Commodore defense forced six turnovers in a 23-17 road win at Ole Miss. Safety Ryan Hamilton earned national defensive player of the week after tying a Vanderbilt record with three interceptions. The victory was saved late when Chris Marve forced a Rebel fumble into the Ole Miss

end zone.
 2012 • Vanderbilt rallied from a 23-6 second-half deficit to edge the Rebels 27-26 in Oxford. The deciding score was a 26-yard touchdown toss by QB Jordan Rodgers with 52 seconds left on the clock. The victory assured bowl eligibility for the Commodores. Rodgers was 20-of-35 for 267 yards and two touchdowns in the game.

2018 • The Commodores and Rebels went to overtime before Vanderbilt went ahead in the extra period on a Kyle Shurmur-to-Kalija Lipscomb touchdown. CB Joejuan Williams sealed the win by knocking down a fourth-down pass by the Rebels. RB Ke'Shawn Vaughn rushed for 127 yards and a score in the Vanderbilt victory.

1894	W	40-0	Nashville, Tenn.
1899	W	11-0	Memphis, Tenn.
1900	W	6-0	Nashville, Tenn.
1902	W	29-0	Nashville, Tenn.
1903	W	33-0	Nashville, Tenn.
1904	W	69-0	Nashville, Tenn.
1906	W	29-0	Nashville, Tenn.
1907	W	60-0	Nashville, Tenn.
1908	W	29-0	Nashville, Tenn.
1909	W	17-0	Nashville, Tenn.
1910	W	9-2	Nashville, Tenn.
1911	W	21-0	Nashville, Tenn.
1912	W	24-0	Nashville, Tenn.
1915	W	91-0	Memphis, Tenn.
1916	W	35-0	Nashville, Tenn.
1925	W	7-0	Nashville, Tenn.
1929	W	19-7	Nashville, Tenn.
1930	W	24-0	Nashville, Tenn.
1938	W	13-7	Nashville, Tenn.
1939	L	7-14	Memphis, Tenn.
1940	L	7-13	Nashville, Tenn.
1942	W	19-0	Memphis, Tenn.
1945	L	7-14	Nashville, Tenn.
1946	W	7-0	Memphis, Tenn.
1947	W	10-6	Nashville, Tenn.
1948	L	7-20	Oxford, Miss.
1949	W	28-27	Nashville, Tenn.
1950	W	20-14	Nashville, Tenn.
1951	W	34-20	Memphis, Tenn.
1952	T	21-21	Nashville, Tenn.
1953	L	6-28	Oxford, Miss.
1954	L	7-22	Nashville, Tenn.
1955	L	0-13	Memphis, Tenn.
1956	L	0-16	Oxford, Miss.
1957	L	0-28	Nashville, Tenn.
1959	L	0-33	Nashville, Tenn.
1960	L	0-26	Nashville, Tenn.
1961	L	0-47	Oxford, Miss.
1962	L	0-35	Nashville, Tenn.
1963	L	7-27	Oxford, Miss.
1964	T	7-7	Nashville, Tenn.
1965	L	7-24	Oxford, Miss.
1966	L	0-34	Jackson, Miss.
1967	L	7-28	Nashville, Tenn.
1970	L	16-26	Nashville, Tenn.
1971	L	7-28	Oxford, Miss.
1972	L	7-31	Nashville, Tenn.
1973	L	14-24	Oxford, Miss.
1974	W	24-14	Nashville, Tenn.
1975	L	7-17	Oxford, Miss.
1976	L	3-20	Nashville, Tenn.
1977	L	14-26	Oxford, Miss.

1978	L	10-35	Nashville, Tenn.
1979	L	28-63	Oxford, Miss.
1980	L	14-27	Nashville, Tenn.
1981	W	27-23	Oxford, Miss.
1982	W	19-10	Nashville, Tenn.
1983	L	14-21	Oxford, Miss.
1984	W	37-20	Nashville, Tenn.
1985	L	7-35	Oxford, Miss.
1986	L	12-28	Nashville, Tenn.
1987	L	14-42	Oxford, Miss.
1988	L	28-36	Nashville, Tenn.
1989	L	16-24	Oxford, Miss.
1990	L	13-14	Nashville, Tenn.
1991	W	30-27	Oxford, Miss.
1992	W	31-9	Nashville, Tenn.
1993	L	7-49	Oxford, Miss.
1994	L	14-20	Nashville, Tenn.
1995	L	10-21	Oxford, Miss.
1996	L	9-20	Nashville, Tenn.
1997	L	3-15	Oxford, Miss.
1998	L	6-30	Nashville, Tenn.
1999	W	37-34 OT	Oxford, Miss.
2000	L	7-12	Nashville, Tenn.
2001	L	27-38	Oxford, Miss.
2002	L	38-45	Oxford, Miss.
2003	L	21-24	Nashville, Tenn.
2004	L	24-27 OT	Oxford, Miss.
2005	W	31-23	Nashville, Tenn.
2006	L	10-17	Oxford, Miss.
2007	W	31-17	Nashville, Tenn.
2008	W	23-17	Oxford, Miss.
2009	L	7-23	Nashville, Tenn.
2010	W	28-14	Oxford, Miss.
2011	W	30-7	Nashville, Tenn.
2012	W	27-26	Oxford, Miss.
2013	L	35-39	Nashville, Tenn.
2014	L	3-41	Nashville, Tenn.
2015	L	16-27	Oxford, Miss.
2016	W	38-17	Nashville, Tenn.
2017	L	35-57	Oxford, Miss.
2018	W	36-29 OT	Nashville, Tenn.

Notes

Offense

- Vanderbilt's offensive attack was balanced in the win over Northern Illinois. The Commodores passed for 189 yards and rushing for 184 yards.
- Ke'Shawn Vaughn produced his seventh 100-yard rushing performance of his Vanderbilt career in the victory over Northern Illinois, running for 138 yards and a touchdown on 17 attempts (8.1 yards/rush).
- Vaughn, who ranks second in the SEC with a 99.5-yard rushing average, has been one of the nation's most productive backs last October. In his last nine appearances, Vaughn is averaging 127.4 rushing yards/game. He has also 11 rushing touchdowns over the same nine-game span.
- Quarterback Riley Neal (Gr.) threw for 189 yards and a touchdown to earn his first victory over the Northern Illinois in four tries. Neal also completed 75% (21-of-28) of his throws.
- Through four games, Neal has produced 858 passing yards and four touchdowns while completing 62.2% of his passes. He is on pace to throw for 2,500 yards this season. That figure would rank as the fifth highest single-season total by a Commodore quarterback.
- In his Ball State and Vanderbilt career, Neal has now amassed 8,251 passing yards and 50 touchdown passes. He ranks fourth nationally in career passing yards, behind Mason Fine of North Texas (10,710), Ben Hicks of SMU-Arkansas (9,510) and McKenzie Milton of UCF (8,683).
- Devin Cochran (R-Jr.) returned to the starting offensive line after missing the first three games of the 2019 season. Cochran started at left tackle against Northern Illinois.
- Kalija Lipscomb (Sr., WR) caught eight passes for 100 yards vs. Northern Illinois, including his 21st career touchdown reception. It was Lipscomb's fourth career 100-yard receiving performance.
- WR Kalija Lipscomb (Sr.) surpassed 2,000 receiving yards against LSU. He now has 2,119 receiving yards as a Commodores. His 21 touchdown catches is tied for second with Dan Stricker (1999-2002) on the team's all-time list, just three behind the record held by Jordan Matthews (2010-13).
- Vanderbilt's 38 points against LSU is its highest scoring output ever against an opponent ranked among the nation's top 5.
- Jonathan Stewart (R-So.) earned his first collegiate start against LSU, manning the left tackle position.
- The Vanderbilt offense returned 83% of its total scoring from 2018 (228 of 276 points).
- The Commodores' scoring average in 2018 (28.5 points/game) was the program's highest scoring average since 2012 (30.1 points/game). It also marked Vanderbilt's fourth highest scoring offense since World War II.
- Vanderbilt's total offense in 2018 (411.2 yards/game) was the most since the 1974 squad averaged 412.8 yards en route to a Peach Bowl appearance. Vanderbilt's 6.29 yards per play ranked fourth in the SEC and 21st nationally.
- The Vanderbilt offense committed just 14 total turnovers (eight fumbles, six interceptions) in 2018. The Commodores ranked tied for 20th nationally with a plus-8 turnover margin.
- Thirty-five of TE Jared Pinkney's 50 receptions in 2018 resulted in first downs, tops in the SEC. Pinkney's 78.8 grade from a year ago is best among returning SEC tight ends.
- Ke'Shawn Vaughn's 7.9-yard/rush in 2018 is the highest average by a modern-day Commodore running back.
 - Vaughn's breakaway percentage of 60.1% in 2018 topped all SEC backs.
 - Vaughn averaged a SEC-best 5.28 yards after contact in 2018. In the Texas Bowl alone, 161 of Vaughn's 243 rushing yards came after contact.
 - Vaughn produced 32 rushes of 10+ yards in 2018.
 - Vaughn produced 749 rushing yards and seven touchdowns in final five games of 2018, averaging 149.8 yards/game.
- WR Kalija Lipscomb was sensational on third and fourth downs in 2018, catching 74% of his targets. He had an SEC-best 27 receptions, including six touchdowns, on third downs.
 - Lipscomb's eight touchdowns in home games last year were tied for fourth nationally among power conference players.
- In the final five games of 2019, the Commodore offense averaged 37.0 points and 466.8 total yards (209.8 rushing/235.4 passing).
- Seven offensive players have double-digit career starts: TE Jared Pinkney (33), WR Kalija Lipscomb (27), OL Devin Cochran (24), OL Cole Clemens (18), OL Saige Young (15), WR Chris Pierce (13) and RB Ke'Shawn Vaughn (13).
- Over the last five games of 2018, Vanderbilt ranked among the SEC's top five offenses in points (37.0 - 2nd), total yards (466.8 - 3rd), yards per play (6.8 - 3rd), rushing yards (209.8 - 5th), yards per rush (5.8 - 3rd) and passing yards (257.0 - 5th).
- The Commodores return 84.6% of their receiving yards from a year ago. The team's top returning receivers from 2018 include Kalija Lipscomb (87 receptions, 916 yards, 9 TDs), Jared Pinkney (50-774-7) and C.J. Bolar (34-440-2).

Notes

Defense

- The Commodore defense held Northern Illinois scoreless into the third quarter. It marked the first time Vanderbilt has kept an opponent off the scoreboard in the first half since the Tennessee regular-season finale in 2018.
- Elijah McAlister (R-Fr., OLB) is becoming known for his big-play abilities on defense. McAlister forced two Northern Illinois fourth-down situations with quarterback sacks that totaled 22 yards. He had two of the Commodores' three sacks last Saturday. One week earlier, McAlister recovered a LSU fumble in the end zone for Vanderbilt's first defensive score since DE Dayo Odeyingbo scooped a Middle Tennessee fumble for a three-yard touchdown in the 2018 season opener.
- Brendon Harris (R-Fr., S) posted his second consecutive strong effort against Northern Illinois. Coming in as a reserve, Harris registered seven tackles, including a team-high five solo stops. He produced a career high one week earlier against LSU with eight tackles.
- Dimitri Moore (R-So., LB) posted seven tackles against Northern Illinois, including his first two tackles for loss on the season.
- The Commodores held Northern Illinois to just four of 13 third-down conversions.
- Kenny Hebert (R-Jr., OLB) broke up a Northern Illinois third-down pass attempt and contributed his team-best fourth tackle for loss in the win.
- Twenty Commodores contributed at least one tackle against Northern Illinois, one week after 26 players on the defense registered stops against LSU.
- Daveion Davis (Fr., DT) is quickly making his presence felt in the middle of the Commodore defensive front. He added two tackles, including a six-yard tackle for loss, against Northern Illinois. It was his second career start.
- Vanderbilt produced two defensive scores against LSU for the first time since the 2011 season opener when cornerback Trey Wilson returned two interceptions for touchdowns against Elon. The defensive touchdowns against LSU came on a fumble recovery in the Tiger end zone by Elijah McAlister (R-Fr., OLB) and a 47-yard interception return by Randall Haynie (R-So., CB).
- The 47-yard interception return for a touchdown by Randall Haynie (R-So., CB) against LSU was the first by a Commodore defender since LB Oren Burks went 30 yards with a pick against Kentucky on Nov. 14, 2015. It was Haynie's second career interception.
- B.J. Anderson (R-Fr., CB) registered a career-high with seven tackles against LSU.
- Feleti Afemui (R-Fr., ILB) had a career-high eight tackles vs. Georgia in his second career start.
- Jerkins, Hebert, Cam Watkins (Gr., CB) and DC Williams (Jr., CB) earned their first starts as Commodores against the Bulldogs.
- In 2018, Vanderbilt produced the fourth-largest increase nationally in takeaways from the previous year. The 2018 defense caused 22 takeaways, 13 more than in 2017. It also marked the most takeaways by a Commodore defense since 2013.
 - This year, the unit has created four turnovers, including two that have resulted in touchdowns.
- The Commodore defense is benefitting from added experience after more than a dozen key players realized their first collegiate action in 2018. Thirteen defenders return with a season of experience under their belt: Afemui, B.J. Anderson (R-Fr., CB), Colin Anderson (R-So., LB), Brayden DeVault-Smith (R-So., ILB), Stone Edwards (R-So., DE), Allan George (R-So., CB), Randall Haynie (R-So., CB), Brendon Harris (R-Fr., S), Dimitri Moore (R-So., ILB), Alston Orji (So., ILB), Michael Owusu (R-So., OLB), Rutger Reitmeier (R-So., DT/DE) and Max Worship (So., S).
- Through four games, the Commodores have featured four new starters at cornerback: graduate transfer Cam Watkins, junior DC Williams, redshirt sophomore Randall Haynie and redshirt freshman B.J. Anderson. The Commodores are working to replace both starting cornerbacks from a year ago: Donovan Sheffield and current New England Patriot Joejuan Williams.
- The 2018 defense accumulated 13 interceptions in 2018, the highest total of the Mason era.

Special Teams

- Devin "Fitz" Fitzsimmons has brought energy and plenty of buy-in through the Commodore roster in his first year as special teams coordinator.
- The Commodores are 5-of-5 on field goals this year. Senior Ryley Guay is 4-of-4 on field goals, including conversions from 46, 48 and 41 yards against Georgia, Purdue and LSU, respectively. Javan Rice (R-Fr.) was the team's primary kicker against Northern Illinois, and converted his only attempt from 28 yards.
- Harrison Smith (R-Fr.) is averaging 45.2 yards in his first year as the starting punter. Ten of Smith's 26 punts have landed inside the 20-yard line.
- Smith was sensational in the win over Northern Illinois, averaging 46.7 yards, with four of six punts downed in the 20-yard line. Two of the six were 50+ yards. Smith enjoyed a 44.3-yard net punting average against the Huskies.
- Smith's 66-yard punt in the first half versus LSU is a career long. It was also the longest punt by a Commodore since Tommy Openshaw boomed a 78-yarder against Missouri on Oct. 24, 2015.
- After returning just 33% of 48 punts last year, the Commodores added graduate transfer Justice Shelton-Mosley from Harvard. Shelton-Mosley was a FCS All-American in 2017 and two-time All-Ivy first team recipient who averaged 14.4 yards/return from 2015-18. He also returned three punts for touchdowns at Harvard.
 - Shelton-Mosley averaged 12 yards on two returns in the win over Northern Illinois, including a Commodore high of 22 yards. He also had a kick return of 20 yards against the Huskies.
- Sophomore Pierson Cooke enjoyed his first collegiate against Northern Illinois, serving as the Commodores' kickoff specialist. The Huskies returned just one of Cooke's six kicks.

Notes

• In 2018, Derek Mason became the second Vanderbilt head coach to guide multiple Commodore squads to postseason bowls. During his tenure, Mason has led the Commodores to the 2018 Texas Bowl and the 2016 Independence Bowl. Mason and James Franklin (2011-13) as the only Vanderbilt head coaches to oversee multiple bowl appearances. Mason's tenure also has been highlighted by successes in regional matchups. Under Mason's direction, the Commodores have won their last eight consecutive games against teams located in the state of Tennessee, including three straight versus cross-state rival Tennessee.

Head Coach	Seasons	Wins
Dan McGugin	1904-17, 19-34	197
Art Guepe	1953-62	39
Red Sanders	1940-48	36
Bobby Johnson	2002-09	29
Ray Morrison	1918, 35-39	29
Derek Mason	2014-current	25
George MacIntyre	1979-85	25
James Franklin	2011-13	24

• Coming off one of the best seasons ever achieved by a Commodore, WR Kalija Lipscomb has a chance to cap his career as one of the top receivers in league history. Lipscomb experienced a break-through campaign in 2018, hauling in 87 passes for 916 yards and nine touchdowns. Lipscomb's receptions total topped the SEC. His season totals for receiving yardage and touchdown catches also ranked among league leaders.

• Lipscomb is the league's active leader with 175 catches and 2,119 receiving yards. He is second to Alabama's Jerry Jeudy with 21 touchdown catches.

• Lipscomb, who had a career-high 174 receiving yards and two touchdowns vs. Tennessee State on Sept. 29, 2018, registered at least four catches in 11 of 13 games, including a 11-catch performance at Notre Dame.

• Lipscomb needs four touchdown catches to break the career school record held by Jordan Matthews (2010-13).

Receptions • Career	
Jordan Matthews (2010-13)	262
Earl Bennett (2005-07)	236
Keith Edwards (1980-83)	200
Boo Mitchell (1985-88)	188
Dan Stricker (1999-2002)	182
Kalija Lipscomb (2016-active)	175

Receiving Yards • Career	
Jordan Matthews (2010-13)	3,759
Boo Mitchell (1985-88)	2,964
Dan Stricker (1999-2002)	2,880
Earl Bennett (2005-07)	2,852
Martin Cox (1975-78)	2,275
Chuck Scott (1981-84)	2,219
Kalija Lipscomb (2016-active)	2,119
Clarence Sevillian (1989-92)	1,978
Trent Sherfield (2014-17)	1,869

Touchdown Receptions • Career	
Jordan Matthews (2010-13)	24
Kalija Lipscomb (2016-active)	21
Dan Stricker (1999-2002)	21
Earl Bennett (2005-07)	20
Chuck Scott (1981-84)	20

Receptions • Season	
Jordan Matthews (2013)	112
Keith Edwards (1983)	97
Jordan Matthews (2012)	94
Kalija Lipscomb (2018)	87
Earl Bennett (2006)	82

• Jared Pinkney, one of the nation's finest tight ends, enters his final season as a top candidate for the Walter Camp Award, John Mackey Award and Biletnikoff Award

• Pinkney, who earned second-team All-SEC recognition from the Associated Press last season, is the SEC's top returning tight end in terms of receptions, receiving yards and touchdown receptions. The three-year starter from Norcross, Georgia, hauled in 50 catches (second-most nationally by a returning tight end) in 2018, good for 774 receiving yards (most nationally by a returning tight end) and seven touchdowns (most by a returning SEC tight end). His 32 receptions on first downs in 2018 topped all returning tight ends.

• Pinkney's 2018 reception and yardage totals were the most by a Vanderbilt tight end since Chuck Scott had 70 catches and 54 catches in 1983 and 1984, respectively.

• Pinkney received John Mackey Award Tight End of the Week twice in 2018. Pinkney's initial recognition came after a five-catch, 111-yard, one-touchdown effort at Notre Dame, where he became just the third SEC tight end in last four years to post 100+ receiving yards vs. a top-10 team. It was also the first 100-yard receiving game by a SEC tight end on the road vs. a top-10 foe since 2014.

• Pinkney has 10 catches for 120 yards this season.

• A 33-game career starter, Pinkney has amassed 104 catches, 1,447 receiving yards and 12 touchdowns.

Receptions (Tight End) • Season	
Chuck Scott (1983)	70
Allama Matthews (1982)	61
Chuck Scott (1984)	54
Jared Pinkney (2018)	50
Steven Scheu (2014)	39

Receiving Yards (Tight End) • Season	
Chuck Scott (1984)	975
Chuck Scott (1983)	971
Allama Matthews (1982)	797
Jared Pinkney (2018)	775
Steven Scheu (2014)	525

Notes

• Doak Walker Award candidate Ke'Shawn Vaughn enters his final season off one of the best seasons ever produced by a Vanderbilt running back.

• Vaughn has 398 rushing yards and four touchdowns on 69 carries this year, including a long carry of 52 yards against LSU. In his last two games, Vaughn has rushed for 138 yards and a touchdown on 17 carries (8.1 yards/rush) against Northern Illinois and 130 yards and two touchdowns on 20 carries (6.5 yards/rush) against LSU.

• In two SEC games this year against team ranked in the nation's top-5 (vs. Georgia, vs. LSU), Vaughn has rushed for 204 yards (102 yards/game) and a pair of touchdowns.

• In 16 appearances in a Vanderbilt uniform, Vaughn is averaging 102.6 rushing yards.

• As a Commodore, Vaughn has produced 12 carries of 40+ yards, which is tied with Memphis' Darrell Henderson as the most in the nation active running backs since the 2018 opener. Vaughn's 40+ carries include a scoring rush of 52 yards this year against LSU. In 2018, he scored from 78 yards against Tennessee State, 69 and 68 yards against Baylor in the Texas Bowl, 65 yards at Missouri and 63 yards at Arkansas. In 2018, Vaughn also led the SEC with six carries of 60 or more yards.

• Vaughn has also produced 13 rushes of 30+ yards since the 2018 opener, tops among all SEC backs and T-3rd nationally.

• The senior put together a tremendous close to the 2018 campaign, amassing 749 yards (149.8 yards/game) and seven touchdowns in his last five appearances. He capped the year even more remarkably, rushing for 243 yards and two touchdowns on just 13 carries in the Texas Bowl. Always saving his best for last, Vaughn averaged an amazing 8.5 yards/rush in fourth-quarter plays.

• Vaughn racked up SEC Newcomer of the Year from the Associated Press, becoming the first Commodore to claim the award. He also earned Big Ten Newcomer of the Year in 2015 at Illinois.

• Vaughn finished the 2018 season with 1,244 rushing yards, second in the SEC behind only Kentucky's Benny Snell. He also posted 12 rushing touchdowns, the third highest total in the league.

• Vaughn displayed remarkable explosiveness in 2018, topping the conference with a 7.9-yards/carry average (second-highest average by a 1,000-yard SEC back since 2000). He is averaging 5.8-yards/carry as a senior.

• Vaughn, a product of Pearl-Cohn High School in Nashville, became the sixth Vanderbilt back to reach 1,000 rushing yards in a season. His 1,244-yard rushing is the team's second highest total, trailing only the 1,283-yard total amassed by Ralph Webb in 2016.

Rushing Yards • Season	
Ralph Webb (2016)	1,283
<i>Ke'Shawn Vaughn (2018)</i>	1,244
Zac Stacy (2011)	1,193
Ralph Webb (2015)	1,152
Zac Stacy (2012)	1,141

Rushing Yards • Game	
Frank Mordica vs. Air Force (1982)	321
<i>Ke'Shawn Vaughn vs. Baylor (2018)</i>	243
Doug Matthews at Tulane (1969)	214
Ralph Webb vs. Middle Tennessee (2016)	211
Zac Stacy vs. Army (2011)	198
Frank Mordica vs. Citadel (1979)	187
Jamie O'Rourke at Tulane (1971)	187
Zac Stacy vs. Army (2011)	184
<i>Ke'Shawn Vaughn at Missouri (2018)</i>	182

• The Northern Illinois-Vanderbilt game was played with a turnover by either team. According to STATS, it was just the sixth Vanderbilt game in the last 20 years without a turnover. The most recent game without a miscue was the 2018 Vanderbilt-Georgia game.

• The 2019 Vanderbilt defense will look to continue forcing turnovers under second-year coordinator Jason Tarver. Tarver's 2018 defense produced 22 takeaways, the most by a Commodore squad since 2013 season. The 2019 unit has four takeaways (two interceptions, two fumbles).

• The 2018 defense produced nine fumble recoveries, seven more than in 2017. The unit also had 13 interceptions, the most of the Derek Mason era. The takeaways have helped Vanderbilt to a positive turnover margin, a statistical category historically important to Vanderbilt team success. The Commodores had a fumble recovery and interception against LSU.

The Tarver Effect	2019	2018	2017	2016	2015	2014
Fumble Recoveries	2	9	2	14	11	7
Interceptions	2	13	9	5	6	6
Total Takeaways	4	22	9	19	17	18
Turnover Margin	0	+8	-5	+4	-7	-16

• The defense has featured five new starters in 2019: Kenny Hebert (R-Jr., OLB), Cam Watkins (Gr., CB), Dashaun Jerkins (R-Fr., safety), DC Williams (Jr., CB), Daveion Davis (Fr., DT), B.J. Anderson (R-Fr., CB) and Randall Haynie (R-So., CB).

• Two young safeties, Dashaun Jerkins (R-Fr.) and Brendon Harris (R-Fr.), are the Commodores' leading tacklers with 28 and 22 stops, respectively. Jerkins also tops the unit with 17 unassisted tackles.

• Moore, a 2018 SEC All-Freshman recipient, was the team's second leading tackler with 47 unassisted tackles and 84 total tackles. Moore posted a team-high nine tackles against LSU, and added seven stops and two tackles for loss in the victory over Northern Illinois.

• Dayo Odeyingbo (Jr., DE) contributed seven tackles for loss, six quarterback hurries and a pair of fumble recoveries in 2018. He ranks as the team's active leader with five sacks. He has opened the 2019 season with four stops, including a tackle for loss.

• Birchmeier, who started 11 games at defensive tackle in 2018, posted a pair of forced fumbles along with 31 total tackles.

• Hebert (R-Jr., OLB) ranks as the team's active leader with four quarterback sacks from a year ago. His two fumble recoveries also shared team honors with Odeyingbo. This year, Hebert tops the defense with four tackles for loss.

• Two young cornerbacks, Allan George (R-So.) and Randall Haynie (R-So.), shared the 2018 team lead with five defended passes.

Turner Cockrell



Turner Cockrell • 1997-2018

- The Commodores remember Vanderbilt student-athlete Turner Cockrell, who passed away on Nov. 29, 2018, after a long battle with cancer. He was 21.
- Cockrell, a third-year tight end on the Commodores' football team, fought bravely after being diagnosed with melanoma in his lymph nodes in November 2017. Despite surgery and treatment that winter, scans determined that the cancer had spread to Cockrell's lungs last summer.
- Cockrell, a native of Acworth, Georgia, is survived by his parents, Randy and Noelle, and two siblings, brother Parker and sister Katheryn.
- The Commodores also wore helmet stickers with Cockrell's No. 82 during a 38-13 victory over Tennessee in the regular-season finale and at the 2018 Texas Bowl.
- In the LSU game, the Commodores introduced a new custom uniform known as the "Battle Ready" apparel. A matching helmet for the uniform is donned with 82 rivets to honor Cockrell.
- Cody Markel, one of Cockrell's fellow tight ends on the roster and among his close friends, has founded "Turner's Heroes," a non-profit that creates hero capes and related activities for ailing youngsters being treated in children's hospital. Turner's parents are members of the non-profit.
- An 82-hour fundraiser for Turner's Heroes, a non-profit effort aiming to support pediatric patients and fund research grants, started at kickoff of the Vanderbilt-LSU game and continued to Sept. 24. The non-profit was started this summer by Vanderbilt senior tight end Cody Markel to honor the legacy of former teammate and classmate Turner Cockrell.
 - The initial \$50,000 fundraiser goal, anchored by a \$25,000 match from Coach Mason and his wife, LeighAnne, was reached early in the Vanderbilt-LSU game. The organization then increased the fundraising target to \$82,000. The effort ended with more than \$70,000 raised from nearly 400 donors.
 - For more information on the fundraiser and non-profit organization, visit turnersheroes.org.
- In July, at Vanderbilt Children's Hospital, Markel saw his vision come to life, a vision that included sights not normally associated with either hospitals or college football: plenty of glitter, stickers and glue guns, and giggling children running around in colorful, personalized superhero capes.
- According to Cockrell's parents, Markel could not have devised a more perfect way to honor their son than through Turner's Heroes, the non-profit created by Markel. Markel, a non-scholarship senior from Middleton, Wisconsin, has been nominated for the American Football Coaches Association (AFCA) Good Works team and National Football Foundation Campbell Trophy.

Feeding Nashville's Homeless

- Wanting to help feed Nashville's homeless and disadvantaged communities, junior quarterback Mo Hasan turned to the Vanderbilt training table for assistance.
- Through his non-profit Second Spoon effort, Hasan, teammates and other Vanderbilt student-athletes have devised a system to deliver extra food from the athletes' dining hall to the homeless living on Nashville's streets.
- This past summer, Hasan and his Commodore helpers spent Friday afternoons at the Nashville mission distributing up to 150 meals to those in need.

Academic Achievement

- Off the field, 59 student-athletes on the 2018 football team earned a grade-point average of 3.0 or higher, including 18 on the dean's list (3.5 or higher) and four with a perfect 4.0.
- Forty Commodores landed on the SEC Academic Honor roll, and Vanderbilt scored a 991 in the NCAA's Academic Progress Rate scores, the highest of any SEC program and fourth-best among Power 5 schools.

Set the Expectation Season Opener

- Vanderbilt's season-opening tilt with Georgia was designated as the program's "Set The Expectation" game. Vanderbilt became the first SEC program to host a "Set The Expectation" game. The event originated in June, when Brenda Tracy, a registered nurse from Oregon, shared with the football team her devastating personal story and vital message of preventing sexual violence. Tracy also serves on the NCAA's Commission to Combat Campus Sexual Violence. Tracy, who calls her campaign "Set The Expectation," was recognized during the Vanderbilt-Georgia game.

Commodores Overseas

- Three members of the football team -- Kenny Hebert (R-Jr., OLB), Braden Kopp (R-Jr., TE) and Andre Mintze (R-Jr., OLB) -- spent last May studying in France.

Horton a Perfect Fit

- Mentoring All-SEC backs like Ke'Shawn Vaughn isn't new to first-year Commodore running backs coach Tim Horton. In previous stints with Auburn and Arkansas, Horton worked with some of the nation's top backs, including Tre Mason, Cameron Artis Payne and Kerryon Johnson at Auburn and Darren McFarren, Felix Jones and Knile Davis at Arkansas.

Half-Dozen Graduate Transfers

- The Vanderbilt roster includes six graduate transfers: OL Rowan Godwin (South Alabama), LS Scott Meyer (Alabama), QB Riley Neal (Ball State), WR/R Justice Shelton-Mosley (Harvard), CB Cam Watkins (Illinois) and DT Eddie Zinn-Turner (Marist).

West End Pipelines

- Four high schools -- St. Thomas Aquinas (Fort Lauderdale, Fla.), Brentwood Academy (Brentwood, Tenn.), Pearl-Cohn (Nashville) and Andalusia (Ala.) -- are well represented on the Vanderbilt roster.
- Six graduates of St. Thomas Aquinas, a perennial power in south Florida, are on the Commodore roster: Frank Coppet (R-Jr., S), Julian Hernandez (Fr., OL), Grant Miller (R-So., OL), Lashawn Paulino-Bell (Jr., OLB), Tyler Steen (R-Fr., OL) and DC Williams (Jr., CB).
- Four players are from Pearl-Cohn in Nashville: Brayden DeVault-Smith (R-So., ILB), Jayden Harrison (Fr., WR), Ke'Shawn Vaughn (R-Sr., RB) and Cam Watkins (Grad., CB).
- Four players also attended Brentwood Academy just south of Nashville: Nate Clifton (Fr., DL), Cam Johnson (R-Fr., WR), Gavin Schoenwald (R-Fr., TE) and Harrison Smith (So., P).
- Andalusia (Ala.) has three graduates with Vanderbilt: BJ Anderson (R-Fr., CB), Will Clark (So., FB) and Allan George (R-So., CB).

Aloha from West End

- The Vanderbilt roster includes three residents of Hawaii: offensive linemen Sean McMoore (Kapolei) and Jonah Buchanan (Honolulu), and inside linebacker Feleti Afemui (Kahului). Afemui is the first player from his high school conference to earn a scholarship in the SEC.
- The Commodores have scheduled a home-and-home series with Hawaii in 2022-23.

Vanderbilt University • Vanderbilt Athletics

- Vanderbilt is ranked 15th among national universities by U.S. News & World Report. It ranks seventh in best value schools by the magazine.
- According to the 2019 Princeton Review, Vanderbilt ranks third for best quality of life, happiest students and most beautiful campuses in the nation.
- The university was founded in 1873 with a \$1 million gift from "Commodore" Cornelius Vanderbilt. Kirkland Hall, which continues as the main administration building on campus, is the only original structure that remains today.
- Vanderbilt teams have captured five NCAA championships, all since 2007. The Commodore baseball team won the most recent national trophy, claiming the 2019 College World Series in June. It was the second NCAA title for head coach Tim Corbin and the Vanderbilt baseball team. Other NCAA titles have been earned by women's bowling (2007, 2018) and women's tennis (2015).
- In 2018-19, Vanderbilt had the smallest undergraduate enrollment (6,861) and total enrollment (12,824) in the Southeastern Conference.
- Vanderbilt is a charter member of the Southeastern Conference.
- Vanderbilt Athletics is the only Power 5 Conference member with an African American in the key roles of athletics director (Malcolm Turner), football head coach (Derek Mason) and men's basketball head coach (Jerry Stackhouse).
- Less than 10% of 34,313 high school applications were accepted for admission to Vanderbilt in 2018-19.
- Sixty-four percent of Vanderbilt's 2018-19 freshman class came from public schools.
- All 50 states are represented by Vanderbilt's diverse undergraduate enrollment.
- The largest college on campus is Arts & Science with 4,036 undergraduates. The Blair School of Music is the smallest college with 217 students.
- Ninety percent of students live on campus, which features 20 residential halls and apartments.
- There are more than 139,000 living alumni of the university.
- The 330-acre Vanderbilt campus, situated in an urban setting just two miles from business and governmental core of Nashville, is designated as an arboretum, and features approximately 190 species of trees and shrubs.
- Sixty-five percent of Vanderbilt undergraduates receive some sort of financial aid.
- The Jean and Alexander Heard Library system contains over eight million items across 10 libraries on campus and stands as one of the nation's top research libraries.
- Notable Vanderbilt alumni include PGA Tour FedEx Cup winner Brandt Snedeker, LPGA golfer and 2019 Solheim Cup USA team member Marina Alex, NBA champions Will Perdue, Festus Ezeli and Damian Jones, numerous Major League Baseball standouts such as David Price, Sonny Gray, Dansby Swanson and Walker Buehler, and more than 20 players active in the NFL such as cornerbacks Casey Hayward and Joejuan Williams, wide receiver Jordan Matthews, linebackers Zach Cunningham and Oren Burks, lineman Stephen Weatherly and receiver Trent Sherfield.
- Off the field, other prominent alumni include NBC Sunday Morning Show host and MSNBC's Morning Joe co-host Willie Geist, country music star Dierks Bentley, best-selling author James Patterson, FOX Sports commentator Skip Bayless and ESPN baseball expert Buster Olney.

Alphabetical Roster

87	Abdur-Rahman, Amir	WR	6-4	210	So.	Atlanta, Ga./Mays	10	Odeyingbo, Dayo	DE	6-6	280	Jr.	Irving, Texas/Carrollton Ranchview
17	Afemui, Feleti	ILB	6-3	243	R-So.	Kahului, Hawaii/Maui	24	Orji, Alston	ILB	6-2	240	So.	Rockwall, Texas/Rockwall
16	Anderson, BJ	CB	6-1	184	R-Fr.	Andalusia, Ala./Andalusia	26	Orji, Anfernee	S	6-2	222	Fr.	Rockwall, Texas/Rockwall
18	Anderson, Colin	ILB	6-2	228	R-So.	Florence, Ala./Brooks	88	Owusu, Michael	OLB	6-5	233	R-So.	Oxnard, Calif./Oaks Christian
78	Bailey, Bryce	OT	6-5	305	R-So.	Newburgh, Ind./Castle	8	Paulino-Bell, Lashawn	OLB	6-4	245	R-So.	Ft. Lauderdale, Fla./St. Thomas Aquinas
84	Ball, Justin	TE	6-6	230	Fr.	Glenn Dale, Md./Gonzaga Prep	9	Peart, Caleb	OLB	6-1	237	Gr.	Chandler, Ariz./Hamilton
69	Bapst, Brayden	OT	6-6	270	Fr.	Washington, D.C./St. John's College	19	Pierce, Chris	WR	6-4	225	Jr.	Smithfield, Va./Smithfield
38	Barksdale, Gil	S	5-10	190	So.	Solon, Ohio/Solon	80	Pinkney, Jared	TE	6-5	260	Sr.	Norcross, Ga./Norcross
91	Birchmeier, Drew	DT/DE	6-4	300	R-Jr.	Midlothian, Va./Cosby	31	Pryor, Mitchell	RB	6-1	211	So.	Darien, Conn./Darien
51	Blanton, Luke	ILB	6-2	225	So.	Dallas, Texas/Highland Park	22	Quillen, Austin	S	5-11	195	R-Jr.	Jenks, Okla./Jenks
14	Boddie, Devin	WR	5-11	178	Fr.	Memphis, Tenn./Whitehaven	94	Reitmaier, Rutger	DT/DE	6-3	265	R-So.	Nashville, Tenn./Lipscomb Academy
40	Boggs, Reece	TE	6-4	230	Fr.	Cincinnati, Ohio/Moeller	39	Rice, Javan	K	6-2	190	R-Fr.	Miami, Fla./Belen Jesuit Prep
83	Bolar, C.J.	WR	6-1	190	So.	Purvis, Miss./Purvis	66	Robinson, Cameron	DT	6-0	290	Jr.	Mobile, Ala./Murphy
81	Bostic, James	WR	6-3	218	R-So.	Ft. Lauderdale, Fla./Cardinal Gibbons	57	Sa'o, Josiah	DT	6-2	295	R-Jr.	San Diego, Calif./Kearney
12	Bowen, Jack	QB	6-0	185	So.	Grand Rapids, Mich./Catholic Central	27	Sands, Tre	DB	5-11	190	Fr.	San Antonio, Texas/Johnson
86	Bresnahan, Ben	TE	6-4	245	R-Fr.	Cumming, Ga./West Forsyth	10	Schoenwald, Gavin	TE	6-4	238	R-Fr.	Brentwood, Tenn./Brentwood Academy
21	Brooks, Keyon	RB	6-1	202	Fr.	Powder Springs, Ga./Kennesaw Mountain	11	Shelton-Mosley, Justice	WR	5-10	196	Gr.	Sacramento, Calif./Capital Christian
52	Brown, Alex	OLB	6-2	235	So.	San Antonio, Texas/Claudia T. Johnson	95	Smith, Harrison	P	5-10	186	So.	Franklin, Tenn./Brentwood Academy
43	Brown, Tré	LB	5-11	205	Fr.	Loganville, Ga./Grayson	46	Starling, Keithian	WR	6-0	184	Jr.	Nashville, Tenn./Nashville Christian
61	Buchanan, Jonah	OG	6-4	285	R-So.	Honolulu, Hawaii/Iolani	29	Starr, Brett	ILB	6-1	228	Jr.	Nashville, Tenn./Montgomery Bell
44	Clark, Will	FB	6-1	228	So.	Andalusia, Ala./Andalusia	54	Steen, Tyler	OT	6-5	305	R-Fr.	Miami, Fla./St. Thomas Aquinas
74	Clemens, Cole	OG/OT	6-6	320	Jr.	South Jordan, Utah/Bingham	77	Stewart, Jonathan	OT	6-7	326	R-So.	Lawrenceville, Ga./Mountain View
96	Clifton, Nate	DL	6-5	260	Fr.	La Vergne, Tenn./Brentwood Academy	93	Surgers, Lorenza	DE	6-5	250	R-Fr.	Cary, N.C./Panther Creek
77	Cochran, Devin	OT	6-7	318	R-Jr.	Norcross, Ga./Greater Atlanta Christian	93	Thomas-Ailara, Tolu	DL	6-3	230	So.	Chicago Heights, Ill./Marian Catholic
42	Coleman, Camden	S	6-2	202	So.	Champaign, Ill./University Laboratory	90	Tidd, Cameron	DT/DE	6-3	300	R-Jr.	Greenwood, Ind./Center Grove
37	Cooke, Pierson	P	6-0	200	So.	Bloomfield Hills, Mich./Cranbrook-Kingswood	9	Tran-Reno, JR	RB	6-1	206	Fr.	Birmingham, Ala./Briarwood Christian
2	Coppet, Frank	S	5-11	192	R-Jr.	Ft. Lauderdale, Fla./St. Thomas Aquinas	5	Vaughn, Ke'Shawn	RB	5-10	218	Sr.	Nashville, Tenn./Pearl-Cohn
3	Daley, Tae	S	6-0	202	Jr.	Warner Robins, Ga./Northside	32	Wakefield, Jamauri	RB	6-1	220	R-Jr.	Jacksonville, Fla./Providence
55	Davis, Daevion	DT	6-2	302	Fr.	Madison, Ala./James Clemens	2	Wallace, Deuce	QB	6-2	212	R-Jr.	Sevierville, Tenn./Sevier County
72	Dawkins, Dan	C/OG	6-3	305	R-Fr.	Staten Island, N.Y./The Peddie School	15	Walters, Allan	QB	6-2	210	R-Fr.	Chatham, N.J./The Peddie School
85	DeCoursey, Joel	TE	6-4	235	Fr.	Zionsville, Ind./Zionsville Community	65	Warden, Michael	OG	6-2	287	Jr.	Loveland, Ohio/Summit Country Day
12	DeVault-Smith, Brayden	ILB	6-3	234	R-So.	Nashville, Tenn./Pearl-Cohn	31	Watkins, Cam	CB	6-0	203	Gr.	Nashville, Tenn./Pearl-Cohn
20	Douglas, Tré	CB	6-2	202	R-Fr.	McDonough, Ga./Eagles Landing Christian	36	Wheatley, Jared	P	6-1	195	Fr.	Indian Trail, N.C./Porter Ridge
49	Dreveno, Zach	LS	6-0	220	So.	Saline, Mich./Saline	35	White, Kyle	TE	6-0	220	So.	Scottsdale, Ariz./Notre Dame Prep
99	Edwards, Stone	DE	6-5	280	R-So.	Hillsborough, N.C./Orange	5	Williams, DC	CB	5-11	192	Jr.	Miami, Fla./St. Thomas Aquinas
47	Farley, Wes	K	6-1	170	So.	New Canaan, Conn./New Canaan	13	Winrow, Jackson	WR	6-0	193	R-Jr.	Shawnee, Okla./Shawnee
71	Fitzgerald, Donald	OT	6-8	300	Fr.	Nashville, Tenn./Hillsboro	14	Worship, Max	S	6-1	202	So.	Ft. Lauderdale, Fla./Cardinal Gibbons
28	George, Allan	CB	6-1	185	R-So.	Andalusia, Ala./Andalusia	56	Young, Saige	OG	6-4	305	Sr.	Versailles, Ky./Woodford County
53	Godwin, Rowan	OG	6-4	308	Grad.	Dothan, Ala./Providence Christian	34	Zinn-Turner, Eddie	DT	6-1	315	Gr.	Canton, Ohio/Malvern
92	Green, Derek	DT	6-5	310	Fr.	Richlands, N.C./Southwest							
98	Guay, Ryley	K	5-10	191	Sr.	Naperville, Ill./Benet Academy							
15	Hamilton, Elijah	CB	6-2	205	R-Jr.	Roswell, Ga./Blessed Trinity Catholic	17	Afumei, Feleti		fah-lah-tee	ah-fuh-moo-ee		
13	Harris, Brendon	S	6-1	208	R-Fr.	Chattanooga, Tenn./Baylor School	87	Abdur-Rahman, Amir		ah-meer-ub-DUR	ruh-man		
11	Harris, Justin	CB	6-1	180	Fr.	Attalla, Ala./Etowah	14	Boddie, Devin			body		
88	Harrison, Jayden	WR	5-10	192	Fr.	Nashville, Tenn./Pearl-Cohn	83	Bolar, CJ			bowler		
18	Hasan, Mo	QB	6-3	205	R-Jr.	Miami, Fla./Dillard	21	Brooks, Keyon			keon		
4	Haynie, Randall	CB	6-0	185	R-So.	Ft. Lauderdale, Fla./Cardinal Gibbons	55	Davis, Daevion			day-vee-on		
21	Hebert, Kenny	OLB	6-4	237	R-Jr.	New Orleans, La./Holy Cross	48	Dreveno, Zach			drev-no		
62	Hernandez, Julian	OG	6-4	295	Fr.	Davie, Fla./St. Thomas Aquinas	98	Guay, Ryley			gay rhy-lee		
44	James, Christian	DE	6-5	255	Fr.	Memphis, Tenn./Christian Brothers	6	Jeudy, Gabe			judy		
33	Jerkins, Dashaun	S	6-0	190	R-Fr.	Woodbridge, Va./Woodbridge	35	Langham, Malik			muh-leak		
6	Judy, Gabe	CB	6-1	180	Fr.	Charlotte, N.C./Ardrey Kell	16	Lipscomb, Kalija			kah-lie-jah		
7	Johnson, Cam	WR	6-0	190	R-Fr.	Brentwood, Tenn./Brentwood Academy	45	Markel, Cody			mar-KELL		
89	Kopp, Braden	TE	6-5	270	R-Jr.	Houston, Texas/Houston Christian	30	Masina, Salua			sah-lou-ah mah-see-na		
35	Langham, Malik	DE	6-4	290	R-Fr.	Huntsville, Ala./Lee	3	Marlow, Ja'Veon			jay-vee-on		
16	Lipscomb, Kalija	WR	6-1	201	Sr.	New Orleans, La./Jesuit	48	Mintze, Andre			mence		
64	Lorenz, Carlton	OG	6-4	285	Jr.	Studio City, Calif./Bishop Alemany	10	Odeyingbo, Dayo			day-oh oh-DANG-bow		
56	Maddox, Brandon	DT/DE	6-3	290	Jr.	North Augusta, S.C./North Augusta	24	Orji, Alston			OR-jee		
23	Mahoney, Jaylen	CB	5-11	183	Fr.	Rock Hill, S.C./South Pointe	26	Orji, Anfernee			OR-jee		
45	Markel, Cody	TE	6-5	250	Sr.	Middleton, Wis./Middleton	88	Owusu, Michael			OH-woo-sue		
3	Marlow, Ja'Veon	RB	5-11	190	R-Fr.	Winter Haven, Fla./Winter Haven Senior	9	Peart, Caleb			peert		
30	Masina, Salua	ILB	6-3	225	R-Fr.	Salt Lake City, Utah/Brighton	94	Reitmaier, Rutger			right-meyer		
41	McAllister, Elijah	OLB	6-6	263	R-Fr.	Rumson, N.J./Rumson Fair Haven	57	Sa'o, Josiah			joe-SIGH-ah sah-oh		
50	McMoore, Sean	C/OG	6-4	292	R-Jr.	Kapolei, Hawaii/Kapolei	32	Wakefield, Jamauri			jah-mar-ee		
59	Meyer, Scott	LS	6-1	235	Gr.	Alpharetta, Ga./Blessed Trinity Catholic							
63	Miller, Grant	C/OG	6-4	295	R-So.	Ft. Lauderdale, Fla./St. Thomas Aquinas							
48	Mintze, Andre	OLB	6-3	246	R-Jr.	Philadelphia, Pa./Imhotep Institute							
7	Moore, Dimitri	ILB	6-3	230	Jr.	Cedar Hill, Texas/Cedar Hill							
6	Neal, Riley	QB	6-6	225	Grad.	Yorktown, Ind./Yorktown							

Numerical Roster

2	Coppet, Frank	S	5-11	192	R-Jr.	Ft. Lauderdale, Fla./St. Thomas Aquinas
2	Wallace, Deuce	QB	6-2	212	R-Jr.	Sevierville, Tenn./Sevier County
3	Daley, Tae	S	6-0	202	Jr.	Warner Robins, Ga./Northside
3	Marlow, Ja'Veon	RB	5-11	190	R-Fr.	Winter Haven, Fla./Winter Haven Senior
4	Haynie, Randall	CB	6-0	185	R-So.	Ft. Lauderdale, Fla./Cardinal Gibbons
5	Williams, DC	DB	5-11	192	Jr.	Miami, Fla./St. Thomas Aquinas
5	Vaughn, Ke'Shawn	RB	5-10	218	R-Sr.	Nashville, Tenn./Pearl-Cohn
6	Jeudy, Gabe	CB	6-1	180	R-Fr.	Charlotte, N.C./Ardrey Kell
6	Neal, Riley	QB	6-6	225	Gr.	Yorktown, Ind./Yorktown
7	Johnson, Cam	WR	6-0	190	R-Fr.	Brentwood, Tenn./Brentwood Academy
7	Moore, Dimitri	ILB	6-3	230	Jr.	Cedar Hill, Texas/Cedar Hill
8	Paulino-Bell, Lashawn	OLB	6-4	245	R-So.	Ft. Lauderdale, Fla./St. Thomas Aquinas
9	Pearl, Caleb	OLB	6-1	237	Gr.	Chandler, Ariz./Hamilton
9	Tran-Reno, JR	RB	6-1	206	Fr.	Birmingham, Ala./Briarwood Christian
10	Odeyingbo, Dayo	DE	6-6	280	Jr.	Irving, Texas/Carrollton Ranchview
10	Schoenwald, Gavin	TE	6-4	238	R-Fr.	Brentwood, Tenn./Brentwood Academy
11	Harris, Justin	S	6-1	180	Fr.	Attala, Ala./Etowah
11	Shelton-Mosley, Justice	WR	5-10	196	Gr.	Sacramento, Calif./Capital Christian
12	Bowen, Jack	QB	6-0	185	So.	Grand Rapids, Mich./Catholic Central
12	DeVault-Smith, Brayden	ILB	6-3	230	R-So.	Nashville, Tenn./Pearl-Cohn
13	Harris, Brendon	S	6-1	208	R-Fr.	Chattanooga, Tenn./Baylor School
13	Winrow, Jackson	WR	6-0	193	R-Jr.	Shawnee, Okla./Shawnee
14	Boddie, Devin	WR	5-11	178	Fr.	Memphis, Tenn./Whitehaven
14	Worship, Max	S	6-1	202	So.	Ft. Lauderdale, Fla./Cardinal Gibbons
15	Hamilton, Elijah	CB	6-2	205	R-Fr.	Roswell, Ga./Blessed Trinity Catholic
15	Walters, Allan	QB	6-2	210	R-Fr.	Chatham, N.J./The Peddie School
16	Anderson, BJ	CB	6-1	184	R-Fr.	Andalusia, Ala./Andalusia
16	Lipscomb, Kalija	WR	6-1	201	Sr.	New Orleans, La./Jesuit
17	Afemui, Feleti	ILB	6-3	243	R-So.	Kahului, Hawaii/Maui
18	Anderson, Colin	ILB	6-2	230	R-So.	Florence, Ala./Brooks
18	Hasan, Mo	QB	6-3	205	R-Jr.	Miami, Fla./Dillard
19	Pierce, Chris	WR	6-4	225	Jr.	Smithfield, Va./Smithfield
20	Douglas, Tré	S	6-2	202	R-Fr.	McDonough, Ga./Eagles Landing Christian
21	Brooks, Keyon	RB	6-1	202	Fr.	Powder Springs, Ga./Kennesaw Mountain
21	Hebert, Kenny	OLB	6-4	237	R-Jr.	New Orleans, La./Holy Cross
22	Quillen, Austin	S	5-11	195	R-Jr.	Jenks, Okla./Jenks
23	Mahoney, Jaylen	DB	5-11	183	Fr.	Rock Hill, S.C./South Pointe
24	Orji, Alston	ILB	6-2	240	So.	Rockwall, Texas/Rockwall
26	Orji, Anfernee	S	6-2	222	Fr.	Rockwall, Texas/Rockwall
27	Sands, Tre	DB	5-11	190	Fr.	San Antonio, Texas/Johnson
28	George, Allan	CB	6-1	185	R-So.	Andalusia, Ala./Andalusia
29	Starr, Brett	ILB	6-1	228	Jr.	Nashville, Tenn./Montgomery Bell
30	Masina, Salua	ILB	6-3	225	R-Fr.	Salt Lake City, Utah/Brighton
31	Pryor, Mitchell	RB	6-1	211	So.	Darien, Conn./Darien
31	Watkins, Cam	CB	6-0	203	Gr.	Nashville, Tenn./Pearl-Cohn
32	Wakefield, Jamauri	RB	6-1	220	R-Jr.	Jacksonville, Fla./Providence
33	Jenkins, Dashaun	CB	6-0	190	R-Fr.	Woodbridge, Va./Woodbridge
34	Zinn-Turner, Eddie	DT	6-1	315	Gr.	Canton, Ohio/Malvern
35	Langham, Malik	DT/DE	6-4	290	R-Fr.	Huntsville, Ala./Lee
35	White, Kyle	TE	6-0	220	So.	Scottsdale, Ariz./Notre Dame Prep
36	Wheatley, Jared	P	6-1	195	Fr.	Indian Trail, N.C./Porter Ridge
37	Cooke, Pierson	P	6-0	200	So.	Bloomfield Hills, Mich./Cranbrook-Kingswood
38	Barksdale, Gil	S	5-10	190	Sr.	Solon, Ohio/Solon
39	Rice, Javan	K	6-2	190	R-Fr.	Miami, Fla./Belen Jesuit Prep
40	Boggs, Reece	TE	6-4	230	Fr.	Cincinnati, Ohio/Moeller
41	McAllister, Elijah	OLB	6-6	263	R-Fr.	Rumson, N.J./Rumson Fair Haven
42	Coleman, Camden	S	6-2	202	So.	Champaign, Ill./University Laboratory
43	Brown, Tré	LB	5-11	205	Fr.	Loganville, Ga./Grayson
44	Clark, Will	FB	6-1	228	So.	Andalusia, Ala./Andalusia
44	James, Christian	DE	6-5	255	Fr.	Memphis, Tenn./Christian Brothers
45	Markel, Cody	TE	6-5	250	Sr.	Middleton, Wis./Middleton
46	Starling, Keithian	WR	6-0	184	Jr.	Nashville, Tenn./Nashville Christian
47	Farley, Wes	K	6-1	170	So.	New Canaan, Conn./New Canaan
48	Mintze, Andre	OLB	6-3	246	R-Fr.	Philadelphia, Pa./Imhotep Institute
49	Drevno, Zach	LS	6-0	220	So.	Saline, Mich./Saline
50	McMoore, Sean	C/OG	6-4	292	R-Jr.	Kapolei, Hawaii/Kapolei
51	Blanton, Luke	ILB	6-2	225	So.	Dallas, Texas/Highland Park
52	Brown, Alex	OLB	6-2	235	So.	San Antonio, Texas/Claudia T. Johnson
53	Godwin, Rowan	OG	6-4	308	Gr.	Dothan, Ala./Providence Christian
54	Steen, Tyler	OG/OT	6-5	305	R-Fr.	Miami, Fla./St. Thomas Aquinas
55	Davis, Daevidon	DT	6-2	302	Fr.	Madison, Ala./James Clemens
56	Maddox, Brandon	DT/DE	6-3	290	Jr.	North Augusta, S.C./North Augusta
56	Young, Saige	OG	6-4	305	Sr.	Versailles, Ky./Woodford County
57	Sa'o, Josiah	DT	6-2	295	R-Jr.	San Diego, Calif./Kearney
59	Meyer, Scott	LS	6-1	235	Gr.	Alpharetta, Ga./Blessed Trinity Catholic
61	Buchanan, Jonah	OG	6-4	285	R-So.	Honolulu, Hawaii/Iolani
62	Hernandez, Julian	OG	6-4	295	Fr.	Davie, Fla./St. Thomas Aquinas
63	Miller, Grant	C/OG	6-4	295	R-So.	Ft. Lauderdale, Fla./St. Thomas Aquinas
64	Lorenz, Carlton	OG	6-4	285	Jr.	Studio City, Calif./Bishop Alemany
65	Warden, Michael	OG	6-2	287	Jr.	Loveland, Ohio/Summit Country Day
66	Robinson, Cameron	DT	6-0	290	Jr.	Mobile, Ala./Murphy
69	Bapst, Brayden	OT	6-6	270	Fr.	Washington, D.C./St. John's College
71	Fitzgerald Donald	OT	6-8	300	Fr.	Nashville, Tenn./Hillsboro
72	Dawkins, Dan	C/OG	6-3	305	R-Fr.	Staten Island, N.Y./The Peddie School
73	Stewart, Jonathan	OT	6-7	326	R-So.	Lawrenceville, Ga./Mountain View
74	Clemens, Cole	OG/OT	6-6	320	Jr.	South Jordan, Utah/Bingham
77	Cochran, Devin	OT	6-7	318	R-Jr.	Norcross, Ga./Greater Atlanta Christian
78	Bailey, Bryce	OT	6-5	305	R-So.	Newburgh, Ind./Castle
80	Pinkney, Jared	TE	6-5	260	Sr.	Norcross, Ga./Norcross
81	Bostic, James	WR	6-3	218	R-So.	Ft. Lauderdale, Fla./Cardinal Gibbons
83	Bolar, C.J.	WR	6-1	190	So.	Purvis, Miss./Purvis
84	Ball, Justin	TE	6-6	230	Fr.	Glenn Dale, Md./Gonzaga Prep
85	DeCoursey, Joel	TE	6-4	235	Fr.	Zionsville, Ind./Zionsville Community
86	Bresnahan, Ben	TE	6-4	245	R-Fr.	Cumming, Ga./West Forsyth
87	Abdur-Rahman, Amir	WR	6-4	210	So.	Atlanta, Ga./Mays
88	Harrison, Jayden	WR	5-10	192	Fr.	Nashville, Tenn./Pearl-Cohn
88	Owusu, Michael	OLB	6-5	238	R-So.	Oxnard, Calif./Oaks Christian
89	Kopp, Braden	TE	6-5	270	R-Jr.	Houston, Texas/Houston Christian
90	Tidd, Cameron	DT/DE	6-3	300	R-Jr.	Greenwood, Ind./Center Grove
91	Birchmeier, Drew	DT/DE	6-4	300	R-Jr.	Midlothian, Va./Cosby
92	Green, Derek	DT	6-5	310	Fr.	Richlands, N.C./Southwest
93	Thomas-Ailara, Tolu	DL	6-3	230	So.	Chicago Heights, Ill./Marian Catholic
94	Reitmaier, Rutger	DT/DE	6-3	265	R-So.	Nashville, Tenn./Lipscomb Academy
95	Smith, Harrison	P	5-10	186	So.	Franklin, Tenn./Brentwood Academy
96	Clifton, Nate	DE	6-5	260	Fr.	La Vergne, Tenn./Brentwood Academy
97	Surgers, Lorenza	DE	6-5	250	R-Fr.	Cary, N.C./Panther Creek
98	Guay, Ryley	K	5-10	191	Sr.	Naperville, Ill./Benet Academy
99	Edwards, Stone	DL	6-5	280	R-So.	Hillsborough, N.C./Orange


Academic Roster


9	Peart, Caleb	OLB	6-1	237	Grad.	African American & Diaspora • Medicine, Health and Society	3	Daley, Tae	S	6-0	202	Jr.	Sociology
2	Wallace, Deuce	QB	6-2	212	R-Jr.	American Studies	64	Lorenz, Carlton	OL	6-4	285	Jr.	Sociology
98	Guay, Ryley	K	5-10	191	Sr.	Biochemistry, Chemical Biology	12	DeVault-Smith, Brayden	ILB	6-3	234	R-So.	Sociology
52	Brown, Alex	OLB	6-2	235	So.	Biology	4	Haynie, Randall	CB	6-0	185	R-So.	Sociology
48	Mintze, Andre	OLB	6-3	246	R-Jr.	Cinema & Media Arts • Medicine, Health and Society	95	Reitmaier, Rutger	DE	6-3	265	R-So.	Sociology
7	Moore, Dimitri	ILB	6-3	230	Jr.	Cinema & Media Arts	8	Lashawn Paulino-Bell	OLB	6-4	245	R-So.	Undeclared
18	Anderson, Colin	ILB	6-2	230	R-So.	Communication of Science and Technology	87	Abdur-Rahman, Amir	WR	6-4	210	So.	Undeclared
80	Pinkney, Jared	TE	6-5	260	R-Sr.	Communication Studies	16	Anderson, BJ	CB	6-1	184	So.	Undeclared
61	Buchanan, Jonah	OG	6-4	285	R-So.	Computer Science • Mathematics	51	Blanton, Luke	ILB	6-2	225	So.	Undeclared
18	Hasan, Mo	QB	6-3	205	R-Jr.	Economics • History	83	Bolar, C.J.	WR	6-1	190	So.	Undeclared
74	Clemens, Cole	OG/OT	6-6	320	Jr.	Economics	12	Bowen, Jack	QB	6-0	185	So.	Undeclared
31	Pryor, Mitchell	RB	6-1	211	So.	Economics	86	Bresnahan, Ben	TE	6-4	245	So.	Undeclared
35	White, Kyle	LS	6-0	210	So.	Economics	52	Brown, Alex	OLB	6-2	235	So.	Undeclared
39	Rice, Javan	K	6-2	190	R-Fr.	Economics	44	Clark, Will	FB	6-1	228	So.	Undeclared
46	Starling, Keithian	WR	6-0	184	Jr.	Engineering Science	42	Coleman, Camden	S	6-2	202	So.	Undeclared
77	Cochran, Devin	OT	6-7	318	R-Jr.	Human & Organizational Development	37	Cooke, Pierson	P	6-0	180	So.	Undeclared
22	Quillen, Austin	S	5-11	195	R-Jr.	Human & Organizational Development	70	Dawkins, Dan	C/OG	6-3	305	So.	Undeclared
63	Miller, Grant	C/OG	6-4	295	R-So.	Human & Organizational Development	22	Douglas, Tré	CB	6-2	200	So.	Undeclared
17	Afemui, Feleti	ILB	6-3	243	So.	Human & Organizational Development	49	Drevno, Zach	LS	6-0	220	So.	Undeclared
12	Bowen, Jack	QB	6-0	185	So.	Human & Organizational Development	47	Farley, Wes	K	5-9	160	So.	Undeclared
49	Drevno, Zach	LS	6-0	220	So.	Human & Organizational Development	13	Harris, Brendon	S	6-1	208	So.	Undeclared
91	Birchmeier, Drew	DT	6-4	300	R-Jr.	Law, History and Society	33	Jerkins, Dashaun	CB	6-0	190	So.	Undeclared
89	Kopp, Braden	TE	6-5	270	R-Jr.	Law, History and Society	7	Johnson, Cam	WR	6-0	190	So.	Undeclared
59	Meyer, Scott	LS	6-1	235	Grad.	Leadership and Organizational Performance	35	Langham, Malik	DE	6-5	290	So.	Undeclared
6	Neal, Riley	QB	6-6	225	Grad.	Learning, Diversity and Health Studies	3	Marlow, Ja'Veon	RB	5-11	190	So.	Undeclared
31	Watkins, Cam	CB	6-0	203	Grad.	Learning, Diversity and Health Studies	30	Masina, Salua	ILB	6-3	225	So.	Undeclared
34	Zinn-Turner, Eddie	DT	6-1	315	Grad.	Learning, Diversity and Health Studies	41	McAllister, Elijah	OLB	6-6	263	So.	Undeclared
11	Shelton-Mosley, Justice	WR	5-10	196	Grad.	Marketing	24	Orji, Alston	ILB	6-2	240	So.	Undeclared
53	Godwin, Rowan	OG	6-4	308	Grad.	Medicine, Health and Society	94	Reitmaier, Rutger	DE	6-3	265	So.	Undeclared
38	Barksdale, Gil	S	5-10	183	Sr.	Medicine, Health and Society	31	Pryor, Mitchell	RB	6-1	211	So.	Undeclared
56	Young, Saige	OG	6-4	305	Sr.	Medicine, Health and Society	39	Rice, Javan	K	6-2	190	So.	Undeclared
2	Coppet, Frank	S	5-11	192	R-Jr.	Medicine, Health and Society	10	Schoenwald, Gavin	TE	6-4	238	So.	Undeclared
15	Hamilton, Elijah	CB	6-1	205	R-Jr.	Medicine, Health and Society	95	Smith, Harrison	P	5-10	186	So.	Undeclared
57	Sa'o, Josiah	DT	6-2	295	R-Jr.	Medicine, Health and Society	54	Steen, Tyler	OL	6-5	305	So.	Undeclared
90	Tidd, Cameron	DT/DE	6-3	300	R-Jr.	Medicine, Health and Society	97	Surgers, Lorenza	DE	6-5	250	So.	Undeclared
56	Maddox, Brandon	DT/DE	6-3	290	Jr.	Medicine, Health and Society	93	Thomas-Ailara, Tolu	DL	6-3	230	So.	Undeclared
10	Odeyingbo, Dayo	DE	6-6	280	Jr.	Medicine, Health and Society	15	Walters, Allan	QB	6-2	210	So.	Undeclared
66	Robinson, Cameron	DT	6-0	290	Jr.	Medicine, Health and Society	35	White, Kyle	TE	6-0	220	So.	Undeclared
5	Williams, DC	CB	5-11	192	Jr.	Medicine, Health and Society	84	Ball, Justin	TE	6-6	230	Fr.	Undeclared
78	Bailey, Bryce	OT	6-5	305	R-So.	Medicine, Health and Society	69	Bapst, Brayden	OT	6-6	270	Fr.	Undeclared
81	Bostic, James	WR	6-3	218	R-So.	Medicine, Health and Society	14	Boddie, Devin	WR	5-11	178	Fr.	Undeclared
88	Owusu, Michael	OLB	6-5	238	R-So.	Medicine, Health and Society	40	Boggs, Reece	TE	6-4	230	Fr.	Undeclared
28	George, Allan	CB	6-1	185	R-So.	Medicine, Health and Society	21	Brooks, Keyon	RB	6-1	202	Fr.	Undeclared
86	Bresnahan, Ben	TE	6-4	245	R-Fr.	Medicine, Health and Society	43	Brown, Tré	LB	5-11	205	Fr.	Undeclared
95	Smith, Harrison	P	5-10	190	So.	Neuroscience	96	Clifton, Nate	DE	6-5	260	Fr.	Undeclared
99	Edwards, Stone	DE	6-5	280	R-So.	Psychology	55	Davis, Daevion	DT	6-2	302	Fr.	Undeclared
5	Vaughn, Ke'Shawn	RB	5-10	218	R-Sr.	Sociology	85	DeCoursey, Joel	TE	6-4	235	Fr.	Undeclared
16	Lipscomb, Kalija	WR	6-1	201	Sr.	Sociology	71	Fitzgerald, Donald	OT	6-8	300	Fr.	Undeclared
21	Hebert, Kenny	OLB	6-4	237	R-Jr.	Sociology	92	Green, Derek	DT	6-5	310	Fr.	Undeclared
50	McMoore, Sean	OL	6-4	292	R-Jr.	Sociology	11	Harris, Justin	S	6-1	180	Fr.	Undeclared
							88	Harrison, Jayden	WR	5-10	192	Fr.	Undeclared
							62	Hernandez, Julian	OG	6-4	295	Fr.	Undeclared
							44	James, Christian	DE	6-5	255	Fr.	Undeclared
							6	Jeudy, Gabe	CB	6-1	180	Fr.	Undeclared
							23	Mahoney, Jaylen	CB	5-11	183	Fr.	Undeclared
							26	Orji, Anfernee	S	6-2	222	Fr.	Undeclared
							27	Sands, Tre	DB	5-11	190	Fr.	Undeclared
							9	Tran-Reno, JR	RB	6-1	206	Fr.	Undeclared
							36	Wheatley, Jared	P	6-1	195	Fr.	Undeclared


Geographical Roster


16 Anderson, BJ	CB	6-1	184	R-Fr.	Andalusia, Ala./Andalusia	12 Bowen, Jack	QB	6-0	185	So.	Grand Rapids, Mich./Catholic Central
18 Anderson, Colin	ILB	6-2	230	R-So.	Florence, Ala./Brooks	37 Cooke, Pierson	P	6-0	200	So.	Bloomfield Hills, Mich./Cranbrook-Kingswood
44 Clark, Will	FB	6-1	228	So.	Andalusia, Ala./Andalusia	49 Drevno, Zach	LS	6-0	220	So.	Saline, Mich./Saline
55 Davis, Daevion	DT	6-2	302	Fr.	Madison, Ala./James Clemens						
28 George, Allan	CB	6-1	185	R-So.	Andalusia, Ala./Andalusia	83 Bolar, C.J.	WR	6-1	190	So.	Purvis, Miss./Purvis
53 Godwin, Rowan	OG	6-4	308	Gr.	Dothan, Ala./Providence Christian						
11 Harris, Justin	S	6-1	180	Fr.	Attalla, Ala./Etowah	41 McAllister, Elijah	OLB	6-6	263	R-Fr.	Rumson, N.J./Rumson Fair Haven
35 Langham, Malik	DT/DE	6-4	290	R-Fr.	Huntsville, Ala./Lee	15 Walters, Allan	QB	6-2	210	R-Fr.	Chatham, N.J./The Peddie School
66 Robinson, Cameron	DT	6-0	290	Jr.	Mobile, Ala./Murphy						
9 Tran-Reno, JR	RB	6-1	206	Fr.	Birmingham, Ala./Briarwood Christian	72 Dawkins, Dan	C	6-3	305	R-Fr.	Staten Island, N.Y./The Peddie School
9 Peart, Caleb	OLB	6-1	232	Gr.	Chandler, Ariz./Hamilton	99 Edwards, Stone	DL	6-5	280	R-So.	Hillsborough, N.C./Orange
35 White, Kyle	TE	6-0	220	So.	Scottsdale, Ariz./Notre Dame Prep	92 Green, Derek	DT	6-5	310	Fr.	Richlands, N.C./Southwest
						6 Jeudy, Gabe	CB	6-1	180	Fr.	Charlotte, N.C./Ardrey Kell
64 Lorenz, Carlton	OG	6-4	285	Jr.	Studio City, Calif./Bishop Alemany	97 Surgers, Lorenza	DE	6-5	250	R-Fr.	Cary, N.C./Panther Creek
88 Owusu, Michael	OLB	6-5	238	R-So.	Oxnard, Calif./Oaks Christian	36 Wheatley, Jared	P	6-1	195	Fr.	Indian Trail, N.C./Porter Ridge
57 Sa'o, Josiah	DT	6-2	295	R-Jr.	San Diego, Calif./Kearney						
11 Shelton-Mosley, Justice	WR	5-10	196	Gr.	Sacramento, Calif./Capital Christian	38 Barksdale, Gil	S	5-10	190	Sr.	Solon, Ohio/Solon
						40 Boggs, Reece	TE	6-4	230	Fr.	Cincinnati, Ohio/Moeller
47 Farley, Wes	K	5-9	160	So.	New Canaan, Conn./New Canaan	65 Warden, Michael	OG	6-2	287	Jr.	Loveland, Ohio/Summit Country Day
31 Pryor, Mitchell	RB	6-1	211	So.	Darien, Conn./Darien	34 Zinn-Turner, Eddie	DT	6-1	315	Gr.	Canton, Ohio/Malvern
87 Abdur-Rahman, Amir	WR	6-4	210	So.	Atlanta, Ga./Mays	22 Quillen, Austin	S	5-11	195	R-Jr.	Jenks, Okla./Jenks
86 Bresnahan, Ben	TE	6-4	245	R-Fr.	Cumming, Ga./West Forsyth	13 Winrow, Jackson	WR	6-0	193	R-Jr.	Shawnee, Okla./Shawnee
21 Brooks, Keyon	RB	6-1	202	Fr.	Powder Springs, Ga./Kennesaw Mountain						
43 Brown, Tré	LB	5-11	205	Fr.	Loganville, Ga./Grayson	48 Mintze, Andre	OLB	6-3	246	R-Fr.	Philadelphia, Pa./Imhotep Institute
77 Cochran, Devin	OT	6-7	318	R-Jr.	Norcross, Ga./Greater Atlanta Christian						
3 Daley, Tae	S	6-0	202	Jr.	Warner Robins, Ga./Northside	56 Maddox, Brandon	DT/DE	6-3	290	Jr.	North Augusta, S.C./North Augusta
20 Douglas, Tré	CB	6-2	202	R-Fr.	McDonough, Ga./Eagles Landing Christian	23 Mahoney, Jaylen	DB	5-11	183	Fr.	Rock Hill, S.C./South Pointe
15 Hamilton, Elijah	CB	6-2	205	R-Jr.	Roswell, Ga./Blessed Trinity Catholic						
59 Meyer, Scott	LS	6-1	235	Gr.	Alpharetta, Ga./Blessed Trinity Catholic	14 Boddie, Devin	WR	5-11	178	Fr.	Memphis, Tenn./Whitehaven
80 Pinkney, Jared	TE	6-5	260	Sr.	Norcross, Ga./Norcross	96 Clifton, Nate	DE	6-5	260	Fr.	La Vergne, Tenn./Brentwood Academy
73 Stewart, Jonathan	OT	6-7	326	R-So.	Lawrenceville, Ga./Mountain View	12 DeVault-Smith, Brayden	ILB	6-3	234	R-So.	Nashville, Tenn./Pearl-Cohn
						71 Fitzgerald Donald	OT	6-8	300	Fr.	Nashville, Tenn./Hillsboro
81 Bostic, James	WR	6-3	218	R-So.	Ft. Lauderdale, Fla./Cardinal Gibbons	13 Harris, Brendon	S	6-1	208	R-Fr.	Chattanooga, Tenn./Baylor School
2 Coppet, Frank	S	5-11	192	R-Jr.	Ft. Lauderdale, Fla./St. Thomas Aquinas	88 Harrison, Jayden	WR	5-10	192	Fr.	Nashville, Tenn./Pearl-Cohn
18 Hasan, Mo	QB	6-3	205	R-Jr.	Miami, Fla./Dillard	44 James, Christian	DE	6-5	255	Fr.	Memphis, Tenn./Christian Brothers
4 Haynie, Randall	CB	6-0	185	R-So.	Ft. Lauderdale, Fla./Cardinal Gibbons	7 Johnson, Cam	WR	6-0	190	R-Fr.	Brentwood, Tenn./Brentwood Academy
62 Hernandez, Julian	OG	6-4	295	Fr.	Davie, Fla./St. Thomas Aquinas	94 Reitmaier, Rutger	DT/DE	6-3	265	R-So.	Nashville, Tenn./Lipscomb Academy
3 Marlow, Ja'Veon	RB	5-11	190	R-Fr.	Winter Haven, Fla./Winter Haven Senior	10 Schoenwald, Gavin	TE	6-4	238	R-Fr.	Brentwood, Tenn./Brentwood Academy
63 Miller, Grant	C/OG	6-4	295	R-So.	Ft. Lauderdale, Fla./St. Thomas Aquinas	95 Smith, Harrison	P	5-10	186	So.	Franklin, Tenn./Brentwood Academy
8 Paulino-Bell, Lashawn	OLB	6-4	245	R-So.	Ft. Lauderdale, Fla./St. Thomas Aquinas	46 Starling, Keithian	WR	6-0	184	Jr.	Nashville, Tenn./Nashville Christian
39 Rice, Javan	K	6-2	190	R-Fr.	Miami, Fla./Belen Jesuit Prep	29 Starr, Brett	ILB	6-1	228	Jr.	Nashville, Tenn./Montgomery Bell
54 Steen, Tyler	OG/OT	6-5	305	R-Fr.	Miami, Fla./St. Thomas Aquinas	5 Vaughn, Ke'Shawn	RB	5-10	218	R-Sr.	Nashville, Tenn./Cohn
32 Wakefield, Jamauri	RB	6-1	220	R-Jr.	Jacksonville, Fla./Providence	2 Wallace, Deuce	QB	6-2	212	R-Jr.	Sevierville, Tenn./Sevier County
5 Williams, DC	DB	5-11	192	Jr.	Miami, Fla./St. Thomas Aquinas	31 Watkins, Cam	CB	6-0	203	Gr.	Nashville, Tenn./Pearl-Cohn
14 Worship, Max	S	6-1	202	So.	Ft. Lauderdale, Fla./Cardinal Gibbons						
17 Afemui, Feleti	ILB	6-3	243	R-So.	Kahului, Hawaii/Maui	51 Blanton, Luke	ILB	6-2	225	So.	Dallas, Texas/Highland Park
61 Buchanan, Jonah	OG	6-4	285	R-So.	Honolulu, Hawaii/Iolani	52 Brown, Alex	OLB	6-2	235	So.	San Antonio, Texas/Claudia T. Johnson
50 McMoore, Sean	C/OG	6-4	292	R-Jr.	Kapolei, Hawaii/Kapolei	89 Kopp, Braden	TE	6-5	270	R-Jr.	Houston, Texas/Houston Christian
						7 Moore, Dimitri	ILB	6-3	230	Jr.	Cedar Hill, Texas/Cedar Hill
56 Young, Saige	OG	6-4	305	Sr.	Versailles, Ky./Woodford County	10 Odeyingbo, Dayo	DE	6-6	280	Jr.	Irving, Texas/Carrollton Ranchview
						24 Orji, Alston	ILB	6-2	240	So.	Rockwall, Texas/Rockwall
21 Hebert, Kenny	OLB	6-4	237	R-Jr.	New Orleans, La./Holy Cross	26 Orji, Anfernee	S	6-2	222	Fr.	Rockwall, Texas/Rockwall
16 Lipscomb, Kalija	WR	6-1	201	Sr.	New Orleans, La./Jesuit	27 Sands, Tre	DB	5-11	190	Fr.	San Antonio, Texas/Johnson
42 Coleman, Camden	S	6-2	202	So.	Champaign, Ill./University Laboratory	74 Clemens, Cole	OG/OT	6-6	320	Jr.	South Jordan, Utah/Bingham
98 Guay, Ryley	K	5-10	191	Sr.	Naperville, Ill./Benet Academy	30 Masina, Salua	ILB	6-3	225	R-Fr.	Salt Lake City, Utah/Brighton
93 Thomas-Ailara, Tolu	DL	6-3	230	So.	Chicago Heights, Ill./Marian Catholic						
						91 Birchmeier, Drew	DT/DE	6-4	300	R-Jr.	Midlothian, Va./Cosby
78 Bailey, Bryce	OT	6-5	305	R-So.	Newburgh, Ind./Castle	33 Jerkins, Dashawn	CB	6-0	190	R-Fr.	Woodbridge, Va./Woodbridge
85 DeCoursey, Joel	TE	6-4	235	Fr.	Zionsville, Ind./Zionsville Community	19 Pierce, Chris	WR	6-4	225	Jr.	Smithfield, Va./Smithfield
6 Neal, Riley	QB	6-6	225	Gr.	Yorktown, Ind./Yorktown						
90 Tidd, Cameron	DT/DE	6-3	300	R-Jr.	Greenwood, Ind./Center Grove	69 Bapst, Brayden	OT	6-6	270	Fr.	Washington, D.C./St. John's College
84 Ball, Justin	TE	6-6	230	Fr.	Glenn Dale, Md./Gonzaga Prep	45 Markel, Cody	TE	6-5	250	Sr.	Middleton, Wis./Middleton


Student-Athlete Profiles


QB		6 • RILEY NEAL • 6-5 • 220 • Graduate • Yorktown, Ind. • Yorktown	PASSING	G	Comp	Att	Pct	Yards	TDs	Int	Long
		<ul style="list-style-type: none"> • 2019 Johnny Unitas Golden Arm preseason watch list • Working toward master's degree in learning, diversity and urban studies • Played last four years at Ball State where he started 30 games at quarterback • Completed 75% of throws (21-of-28) for 189 yards and a TD against Northern Ill. • Two-time Academic All-Mid American Conference (2016, 2018) • Earned undergraduate degree in business administration from Ball State 	2019 (Vandy)	4	74	119	62.2	858	4	2	75
			2018 (Ball St)	9	194	335	57.9	1,917	11	4	52
			2017 (Ball St)	3	67	99	67.7	659	6	3	27
			2016 (Ball St)	11	242	394	61.4	2,541	13	12	62
			2015 (Ball St)	11	228	391	58.3	2,276	16	6	53
		TOTAL	38	805	1,338	60.2	8,251	50	27	75	


QB		2 • DEUCE WALLACE • 6-2 • 212 • Redshirt Junior • Sevierville, Tenn. • Sevier County	PASSING	G	Comp	Att	Pct	Yards	TDs	Int	Long
		<ul style="list-style-type: none"> • Majoring in American studies • Seen action in first three games as top backup to Riley Neal • Three-star prospect at quarterback • Lettered in football, basketball and baseball at Sevier County (Tenn.) • Younger brother, Chase, is a pitcher for the Tennessee Volunteers • Single-digit handicap in golf 	2019	3	13	27	48.1	89	0	1	16
			2018	-	-	-	DNP	-	-	-	-
			2017	4	11	22	50.0	94	0	0	25
			TOTAL	6	24	49	49.0	183	0	1	25


RB		5 • KE'SHAWN VAUGHN • 5-10 • 218 • Redshirt Senior • Nashville, Tenn. • Pearl-Cohn	RUSHING	G	Att	Yards	Avg.	TD	Long
		<ul style="list-style-type: none"> • Majoring in sociology • Preseason watch lists for Doak Walker Award, Maxwell Award • Has back-to-back rushing games of 130 and 138 yards against LSU and Northern Illinois • Finished stellar 2018 campaign with remarkable 243-yard rushing effort vs. Baylor in Texas Bowl • SEC's leading rusher (1,244 yards) returning from 2018 season • Owns huge fanbase in his hometown, where he starred at Pearl-Cohn High School 	2019 (Vandy)	4	69	398	5.8	4	52
			2018 (Vandy)	12	157	1,244	7.9	12	78
			2016 (Illinois)	11	60	301	6.0	3	65
			2015 (Illinois)	11	157	723	4.6	6	78
			TOTAL	37	443	2,666	6.0	25	78


RB		21 • KEYON BROOKS • 6-1 • 205 • Freshman • Powder Springs, Ga. • Kennesaw Mountain	RUSHING	G	Att	Yards	Avg.	TD	Long
		<ul style="list-style-type: none"> • Undecided on a major • First collegiate touchdown came on 61-yard carry against Northern Illinois • Consensus three-star prospect out of high school • Rushed for 3,569 yards and compiled 36 touchdowns at Kennesaw Mountain HS north of Atlanta • 493 all-purpose yards (331 rushing yards, 162 receiving yards) against Lassister • Born in New Orleans 	2019	3	10	68	6.8	1	61
			TOTAL	3	10	68	6.8	1	61

RB		32 • JAMAURI WAKEFIELD • 6-1 • 220 • Redshirt Junior • Jacksonville, Fla. • Providence	RUSHING	G	Att	Yards	Avg.	TD	Long
		<ul style="list-style-type: none"> • Majoring in political science • Averaged 4.5 yards/carry as redshirt sophomore in 2018 • Rushed for 74 yards at Kentucky, and 72 yards against South Carolina • Consensus three-star prospect out of high school • Born and raised in Jacksonville • Three-sport star in high school (football, basketball, track and field) 	2019	1	1	7	7.0	0	7
			2018	11	78	353	4.5	2	26
			2017	11	28	115	4.1	0	13
			TOTAL	23	107	475	4.4	2	26


TE		JARED PINKNEY • 6-4 • 260 • Redshirt Freshman • Norcross, Ga. • Norcross	RECEPTIONS	G	Rec.	Yards	Avg.	TDs	Long	Avg/G
		<ul style="list-style-type: none"> • Majoring in communication studies, with desire to enter broadcasting after football career • Preseason watch lists for Walter Camp Award, John Mackey Award, Biletnikoff Award • Coaches, Media Preseason All-SEC (second team) • Preseason All-America (Associated Press, ESPN, SI.com, The Sporting News, Phil Steele) • Posted 50 catches, 774 yards and seven touchdowns in 2018 • SEC's active leading tight end with 94 receptions, 1,327 receiving yards, 12 touchdowns 	2019	4	10	120	12.0	0	30	30.0
			2018	13	50	774	15.5	7	53	59.5
			2017	12	22	279	12.7	3	38	23.3
			2016	13	22	274	12.5	2	21	21.1
			TOTAL	42	104	1,441	13.9	12	53	34.3


TE		45 • CODY MARKEL • 6-5 • 250 • Senior • Middleton, Wis. • Middleton	
		<ul style="list-style-type: none"> • Majoring in political science and medicine, health and society • Three-time SEC Academic Honor Roll (2016, 2017, 2018) • Earned three starts in multiple tight end formations in 2018; First career catch resulted in a touchdown against Tennessee in 2018 • Nominated for the 2019 National Football Foundation College Football Hall of Fame William V. Campbell Trophy • Nominated to American Football Coaches Association FBS Good Works Team due to community service efforts • Founder of Turner's Heroes, a local non-profit that works to brighten the life of ailing youngsters getting treatments in children's hospital 	


WR		16 • KALIJA LIPSCOMB • 6-1 • 202 • Senior • New Orleans, La. • Jesuit	RECEPTIONS	G	Rec.	Yards	Avg.	TDs	Long	Avg/G
		<ul style="list-style-type: none"> • Majoring in sociology • 2019 Biletnikoff Award watch list • Virtual consensus pick for All-SEC preseason teams as senior • SEC's active leader in receptions (151), receiving yards (1,845) and touchdown catches (19) • 87 receptions in 2018 topped SEC, ranks No. 4 all-time by Commodore • Needs five touchdown receptions to set Vanderbilt career record 	2019	4	24	274	12.3	2	49	68.5
			2018	13	87	916	10.5	9	68	70.5
			2017	12	37	610	16.5	8	47	50.8
			2016	12	27	319	11.8	2	45	26.6
			TOTAL	41	175	2,119	12.1	21	68	51.7


WR		11 • JUSTICE SHELTON-MOSLEY • 5-10 • 196 • Graduate • Sacramento, Calif. • Capital Christian	RECEPTIONS	G	No.	Yds	Avg	TD	Lg
		<ul style="list-style-type: none"> • Enrolled in graduate studies at Vanderbilt this summer • Earned undergraduate degree in economics from Harvard • Averaged 4.7 receptions per outing over 32-game career at Harvard • Amassed big career totals at Harvard: 148 catches, 1,921 receiving yards, 7 TD receptions 	2019 (Vandy)	4	8	53	6.7	0	23
			2018 (Harvard)	4	24	299	12.5	0	46
			2017 (Harvard)	10	36	465	12.9	0	45
			2016 (Harvard)	8	48	568	11.8	1	39
	2015 (Harvard)	10	40	589	14.7	6	53		


Student-Athlete Profiles


WR		83 • C.J. BOLAR • 6-1 • 190 • Sophomore • Purvis, Miss. • Purvis <ul style="list-style-type: none"> • Undeclared on a major • Started eight games at wide receiver in 2018 • 34 receptions is T-4th all-time by a Commodore freshman • Earned SEC Freshman of the Week honors after performance against Tennessee • Posted career-high 93 receiving yards on six catches against Volunteers • Consensus three-star prospect out of Purvis High School (Mississippi) 	<table border="1" style="width: 100%; border-collapse: collapse;"> <thead> <tr> <th>RECEPTIONS</th> <th>G</th> <th>Rec.</th> <th>Yards</th> <th>Avg.</th> <th>TDs</th> <th>Long</th> <th>Avg.G</th> </tr> </thead> <tbody> <tr> <td>2019</td> <td>4</td> <td>6</td> <td>42</td> <td>7.0</td> <td>0</td> <td>9</td> <td>10.5</td> </tr> <tr> <td>2018</td> <td>13</td> <td>34</td> <td>440</td> <td>12.9</td> <td>2</td> <td>49</td> <td>33.8</td> </tr> <tr> <td>TOTAL</td> <td>17</td> <td>40</td> <td>482</td> <td>12.1</td> <td>2</td> <td>49</td> <td>28.4</td> </tr> </tbody> </table>	RECEPTIONS	G	Rec.	Yards	Avg.	TDs	Long	Avg.G	2019	4	6	42	7.0	0	9	10.5	2018	13	34	440	12.9	2	49	33.8	TOTAL	17	40	482	12.1	2	49	28.4
		RECEPTIONS	G	Rec.	Yards	Avg.	TDs	Long	Avg.G																										
		2019	4	6	42	7.0	0	9	10.5																										
2018	13	34	440	12.9	2	49	33.8																												
TOTAL	17	40	482	12.1	2	49	28.4																												


WR		7 • Cam Johnson • 6-0 • 190 • Redshirt Freshman • Brentwood, Tenn. • Brentwood Academy <ul style="list-style-type: none"> • Undeclared on a major • Played four games as freshman in 2018 before injury curtailed his season • Posted three catches for 31 yards and first career touchdown at Purdue • Captured 13 team and individual state titles as prep standout • One of four players on Vanderbilt roster from Brentwood Academy 	<table border="1" style="width: 100%; border-collapse: collapse;"> <thead> <tr> <th>RECEPTIONS</th> <th>G</th> <th>Rec.</th> <th>Yards</th> <th>Avg.</th> <th>TDs</th> <th>Long</th> <th>Avg.G</th> </tr> </thead> <tbody> <tr> <td>2019</td> <td>4</td> <td>13</td> <td>163</td> <td>12.3</td> <td>1</td> <td>28</td> <td>40.8</td> </tr> <tr> <td>2018</td> <td>4</td> <td>4</td> <td>45</td> <td>11.2</td> <td>0</td> <td>14</td> <td>11.2</td> </tr> <tr> <td>TOTAL</td> <td>8</td> <td>17</td> <td>208</td> <td>12.3</td> <td>1</td> <td>28</td> <td>26.0</td> </tr> </tbody> </table>	RECEPTIONS	G	Rec.	Yards	Avg.	TDs	Long	Avg.G	2019	4	13	163	12.3	1	28	40.8	2018	4	4	45	11.2	0	14	11.2	TOTAL	8	17	208	12.3	1	28	26.0
		RECEPTIONS	G	Rec.	Yards	Avg.	TDs	Long	Avg.G																										
		2019	4	13	163	12.3	1	28	40.8																										
2018	4	4	45	11.2	0	14	11.2																												
TOTAL	8	17	208	12.3	1	28	26.0																												


WR		19 • CHRIS PIERCE • 6-4 • 225 • Junior • Smithfield, Va. • Smithfield <ul style="list-style-type: none"> • Majoring in sociology • Started eight games at wide receiver • Had 133 receiving yards on three catches at Purdue • Football and basketball star at Smithfield High School in southeast Virginia • Four-year starter on prep football team • Enjoys boxing 	<table border="1" style="width: 100%; border-collapse: collapse;"> <thead> <tr> <th>RECEPTIONS</th> <th>G</th> <th>Rec.</th> <th>Yards</th> <th>Avg.</th> <th>TDs</th> <th>Long</th> <th>Avg.G</th> </tr> </thead> <tbody> <tr> <td>2019</td> <td>3</td> <td>4</td> <td>149</td> <td>37.2</td> <td>1</td> <td>75</td> <td>74.5</td> </tr> <tr> <td>2018</td> <td>13</td> <td>13</td> <td>128</td> <td>9.8</td> <td>1</td> <td>20</td> <td>9.5</td> </tr> <tr> <td>2017</td> <td>9</td> <td>0</td> <td>0</td> <td>0</td> <td>0</td> <td>0</td> <td>0</td> </tr> <tr> <td>TOTAL</td> <td>25</td> <td>17</td> <td>277</td> <td>16.3</td> <td>2</td> <td>75</td> <td>11.5</td> </tr> </tbody> </table>	RECEPTIONS	G	Rec.	Yards	Avg.	TDs	Long	Avg.G	2019	3	4	149	37.2	1	75	74.5	2018	13	13	128	9.8	1	20	9.5	2017	9	0	0	0	0	0	0	TOTAL	25	17	277	16.3	2	75	11.5
		RECEPTIONS	G	Rec.	Yards	Avg.	TDs	Long	Avg.G																																		
		2019	3	4	149	37.2	1	75	74.5																																		
2018	13	13	128	9.8	1	20	9.5																																				
2017	9	0	0	0	0	0	0																																				
TOTAL	25	17	277	16.3	2	75	11.5																																				

OT		74 • COLE CLEMENS • 6-6 • 320 • Redshirt Sophomore • South Jordan, Utah • Bingham <ul style="list-style-type: none"> • Majoring in economics • Prepped at Bingham, one of Utah's top programs • Versatile lineman with 16 career starts, including left tackle and both guard positions • Started first two games of 2019 season at left tackle • Enjoys snow skiing 	
-----------	---	---	--


OT		77 • DEVIN COCHRAN • 6-7 • 318 • Redshirt Junior • Norcross, Ga. • Greater Atlanta Christian <ul style="list-style-type: none"> • Majoring in human and organizational development • Preseason All-SEC (Athlons, Phil Steele, Lindys) • SEC Academic Honor Roll recipient (2018) • As redshirt sophomore, played in 96% of offensive snaps • 13-game starter in '18, opened holes for Ke'Shawn Vaughn to rush for 1,244 yards, second-highest season total in team history • Plays two musical instruments 	
-----------	--	--	--

OT		63 • GRANT MILLER • 6-4 • 295 • Redshirt Sophomore • Fort Lauderdale, Fla. • St. Thomas Aquinas <ul style="list-style-type: none"> • Undecided on a major • Prepped at powerful St. Thomas Aquinas in south Florida • Father, Fred, played offensive tackle for 12 years in the NFL (St. Louis Rams, Tennessee, Chicago) • One of six Commodores who prepped at powerful St. Thomas Aquinas • 2018 SEC Academic Honor Roll recipient 	
-----------	---	---	--


OT		54 • TYLER STEEN • 6-5 • 305 • Redshirt Freshman • Miami, Fla. • St. Thomas Aquinas <ul style="list-style-type: none"> • Undecided on a major • Competing for starting job at tackle in first full year on the offensive line • Saw action in four games as true freshman, participating at both offensive and defensive tackle • Father, Daris, is a retired Marine who played football at LSU • Grandfather is Vietnam veteran and Medal of Honor recipient • One of six Commodores who prepped at powerful St. Thomas Aquinas in south Florida 	
-----------	---	---	--


OG		56 • SAIGE YOUNG • 6-4 • 305 • Senior • Versailles, Ky. • Woodford County <ul style="list-style-type: none"> • Majoring in health, medicine and society • Has started 17 games at offensive guard during 2017-18 seasons • Has started at left and right guard during Commodore career • Helped open holes for Ke'Shawn Vaughn to produce 1,244 rushing yards, the most of any returning SEC running back • Enjoys fishing 	
-----------	---	---	--


Student-Athlete Profiles


DE		10 • DAYO ODEYINGBO • 6-6 • 275 • Junior • Irving, Texas • Carrollton Ranchview										
		<ul style="list-style-type: none"> • Majoring in medicine, health and society • Four tackles, 1 tackle for loss in opener vs. Georgi • Four-star prospect (ESPN) coming out of Texas high school • Posted several season highs 2018: 28 tackles, 17 solo, 6.5 tackles for loss • Registered two QB sacks in late-season win over Ole Miss • Older brother (Dare) was four-year letter winner at Vanderbilt 	TACKLES	G	U	A	Total	TFL	Sack	QH	FF	FR
			2019	4	5	5	10	3.0-9	0.0-0	1	0	0
			2018	12	17	11	28	6.5-36	2.5-24	6	1	2
			2017	12	10	10	20	4.5-20	2.5-16	0	0	0
		TOTAL	28	32	26	58	14.0-65	5.0-40	7	1	2	


DE		94 • RUTGER REITMAIER • 6-3 • 265 • Redshirt Sophomore • Nashville, Tenn. • Lipscomb Academy										
		<ul style="list-style-type: none"> • Majoring in sociology • Born and raised in Nashville • Played in all 13 games at reserve tackle and end • Four-star prospect (247Sports) out of Lipscomb Academy (Tenn.) • High school now coached by former NFL QB Trent Dilfer • Originally attended Oregon, enrolled at Vanderbilt in July, 2018 	TACKLES	G	U	A	Total	TFL	Sack	PD	FF	FR
			2019	4	1	0	1	0.0-0	0.0-0	1	0	0
			2018	11	3	4	7	0.0-0	0.0-0	0	0	0
			TOTAL	15	4	4	8	0.0-0	0.0-0	1	0	0


DT		91 • DREW BIRCHMEIER • 6-4 • 300 • Redshirt Junior • Midlothian, Va. • Cosby										
		<ul style="list-style-type: none"> • Majoring in law, history and society • 12 starts as sophomore in 2018 • Posted career highs with 31 tackles (14 solo) in 2018 • Posted multiple tackles in 10 games • Two-time SEC Academic Honor Roll (2017, 2018) 	TACKLES	G	U	A	Total	TFL	Sack	PD	FF	FR
			2019	4	2	3	5	0.0-0	0.0-0	0	0	0
			2018	13	14	17	31	3.0-6	0.0-0	4	2	0
			2017	6	1	1	2	0.0-0	0.0-0	0	0	0
		TOTAL	23	17	21	38	3.0-6	0.0-0	4	2	0	


DT		55 • DAEVION DAVIS • 6-2 • 302 • Freshman • Madison, Ala. • James Clemens										
		<ul style="list-style-type: none"> • Undecided on a major • Three-star prospect out of James Clemens near Huntsville, Ala. • One of four true freshman to see action early in the 2019 season • Posted two tackles in first collegiate appearance against Georgia 	TACKLES	G	U	A	Total	TFL	Sack	PD	FF	FR
			2019	4	2	3	5	1.0-6	0.0-0	0	0	0
			TOTAL	4	2	3	5	1.0-6	0.0-0	0	0	0

DT		90 • CAMERON TIDD • 6-3 • 300 • Redshirt Junior • Greenwood, Ind. • Center Grove										
		<ul style="list-style-type: none"> • Majoring in medicine, health and society • 2018 SEC Academic Honor Roll • Played in all 13 games at defensive tackle • Set career highs with 24 tackles (12 solo) in 2018 • Five tackles, 1.5 tackles for loss at Kentucky • Two-time Indiana state champion in discus throw 	TACKLES	G	U	A	Total	TFL	Sack	QH	FF	FR
			2019	4	2	3	5	0.5-1	0.0-0	1	0	0
			2018	13	12	12	24	2.0-6	0.5-3	1	0	0
			2017	12	7	9	16	1.0-7	1.0-7	0	1	0
		TOTAL	29	21	24	45	4.5-14	1.5-10	2	1	0	


OLB		21 • KENNY HEBERT • 6-4 • 237 • Redshirt Junior • New Orleans, La. • Holy Cross										
		<ul style="list-style-type: none"> • Majoring in sociology • SEC Academic Honor Roll (2016) • Five tackles for loss, four QB sacks as redshirt sophomore (2018) • Opened the year with two sacks in winning effort over Middle Tennessee • Born and raised in New Orleans • Lettered in football and track and field at Holy Cross High School 	TACKLES	G	U	A	Total	TFL	Sack	PD	FF	FR
			2019	4	11	5	16	4.0-20	1.0-10	2	0	0
			2018	13	10	4	14	5.0-21	4.0-20	1	1	1
			2017	4	0	1	1	0.0-0	0.0-0	0	0	0
		TOTAL	21	21	10	31	9.0-47	5.0-30	3	1	1	

OLB		8 • LASHAWN PAULINO-BELL • 6-4 • 245 • Redshirt Sophomore • Ft. Lauderdale, Fla. • St. Thomas Aquinas										
		<ul style="list-style-type: none"> • Enrolled at Vanderbilt during summer 2018 • Started collegiate career at Michigan State in 2017 • A 2017 jet ski accident limited Paulino-Bell's production at Michigan State • Came to Vanderbilt after one year at East Mississippi • One of six players on Vanderbilt roster from powerful St. Thomas Aquinas in south Florida 	TACKLES	G	U	A	Total	TFL	Sack	PD	FF	FR
			2019	4	2	4	6	0.0-0	0.0-0	2	0	0
			TOTAL	4	2	4	6	0.0-0	0.0-0	2	0	0


OLB		48 • ANDRE MINTZE • 6-3 • 246 • Redshirt Junior • Philadelphia, Pa. • Imhotep Institute										
		<ul style="list-style-type: none"> • Working toward majors in cinema and media arts, and medicine, health and society • SEC Academic Honor Roll (2018) • Posted QB sack vs. Baylor in Texas Bowl • Directed Vanderbilt Athletics' successful Dance Marathon fundraiser last winter that benefited Monroe Carell Jr. Children's Hospital on campus 	TACKLES	G	U	A	Total	TFL	Sack	QH	FF	FR
			2019	4	4	2	6	0.0-0	0.0-0	1	0	0
			2018	11	6	4	10	3.5-7	1.0-3	0	0	0
			2017	11	4	1	5	0.0-0	0.0-0	0	0	0
		TOTAL	25	14	7	21	3.5-7	1.0-3	1	0	0	

OLB		41 • ELIJAH MCALISTER • 6-6 • 263 • Redshirt Freshman • Rumson, N.J. • Rumson Fair Haven										
		<ul style="list-style-type: none"> • Undecided on a major • Prepped at Rumson Fair Haven, located on Jersey shore near NYC • Earned first collegiate action against Georgia • Dad serves as a pastor and law enforcement officer • Hails from a family of singers 	TACKLES	G	U	A	Total	TFL	Sack	QH	FF	FR
			2019	4	3	2	5	3.0-25	2.0-22	1	0	1
			TOTAL	4	3	2	5	3.0-25	2.0-22	1	0	1


Student-Athlete Profiles


OLB		41 • MICHAEL OWUSU • 6-5 • 238 • Redshirt Sophomore • Ventura, Calif. • Oaks Christian																																						
		<ul style="list-style-type: none"> • Majoring in medicine, health and society • Set career high with two tackles for loss at Purdue • Prepped at powerful Oaks Christian in southern California • Three older brothers, Chris, Brian and Francis - played college football • Sister, Crystal, played basketball at Columbia 																																						
		<table border="1" style="width: 100%; border-collapse: collapse;"> <thead> <tr> <th>TACKLES</th> <th>G</th> <th>U</th> <th>A</th> <th>Total</th> <th>TFL</th> <th>Sack</th> <th>QH</th> <th>FF</th> <th>FR</th> </tr> </thead> <tbody> <tr> <td>2019</td> <td>14</td> <td>2</td> <td>3</td> <td>5</td> <td>2.5-6</td> <td>0.0-0</td> <td>1</td> <td>0</td> <td>0</td> </tr> <tr> <td>2018</td> <td>2</td> <td>2</td> <td>2</td> <td>4</td> <td>2.0-4</td> <td>0.0-0</td> <td>0</td> <td>0</td> <td>0</td> </tr> <tr> <td>TOTAL</td> <td>16</td> <td>4</td> <td>5</td> <td>9</td> <td>4.5-10</td> <td>0.0-0</td> <td>1</td> <td>0</td> <td>0</td> </tr> </tbody> </table>	TACKLES	G	U	A	Total	TFL	Sack	QH	FF	FR	2019	14	2	3	5	2.5-6	0.0-0	1	0	0	2018	2	2	2	4	2.0-4	0.0-0	0	0	0	TOTAL	16	4	5	9	4.5-10	0.0-0	1
TACKLES	G	U	A	Total	TFL	Sack	QH	FF	FR																															
2019	14	2	3	5	2.5-6	0.0-0	1	0	0																															
2018	2	2	2	4	2.0-4	0.0-0	0	0	0																															
TOTAL	16	4	5	9	4.5-10	0.0-0	1	0	0																															

ILB		9 • CALEB PEART • 6-1 • 237 • Grad. • Chandler, Ariz. • Hamilton																																																										
		<ul style="list-style-type: none"> • Working toward master's degree in medicine, health and society • Three-time SEC Academic Honor Roll (2016, 2017, 2018) • Moved to inside 'backer from outside slot during preseason camp • Earned three starts at outside linebacker in 2018 • Has made 36 career appearances • Talented singer away from the football field 																																																										
		<table border="1" style="width: 100%; border-collapse: collapse;"> <thead> <tr> <th>TACKLES</th> <th>G</th> <th>U</th> <th>A</th> <th>Total</th> <th>TFL</th> <th>Sack</th> <th>Int</th> <th>FF</th> <th>FR</th> </tr> </thead> <tbody> <tr> <td>2019</td> <td>4</td> <td>5</td> <td>9</td> <td>14</td> <td>1.0-2</td> <td>0.0-0</td> <td>0-0</td> <td>0</td> <td>0</td> </tr> <tr> <td>2018</td> <td>13</td> <td>6</td> <td>8</td> <td>14</td> <td>1.5-12</td> <td>1.0-11</td> <td>0-0</td> <td>0</td> <td>0</td> </tr> <tr> <td>2017</td> <td>12</td> <td>1</td> <td>10</td> <td>11</td> <td>1.0-3</td> <td>0.0-0</td> <td>0-0</td> <td>0</td> <td>0</td> </tr> <tr> <td>2016</td> <td>11</td> <td>3</td> <td>2</td> <td>5</td> <td>0.0-0</td> <td>0.0-0</td> <td>0-0</td> <td>0</td> <td>0</td> </tr> <tr> <td>TOTAL</td> <td>40</td> <td>15</td> <td>29</td> <td>44</td> <td>3.5-17</td> <td>1.0-11</td> <td>0-0</td> <td>0</td> <td>0</td> </tr> </tbody> </table>	TACKLES	G	U	A	Total	TFL	Sack	Int	FF	FR	2019	4	5	9	14	1.0-2	0.0-0	0-0	0	0	2018	13	6	8	14	1.5-12	1.0-11	0-0	0	0	2017	12	1	10	11	1.0-3	0.0-0	0-0	0	0	2016	11	3	2	5	0.0-0	0.0-0	0-0	0	0	TOTAL	40	15	29	44	3.5-17	1.0-11	0-0
TACKLES	G	U	A	Total	TFL	Sack	Int	FF	FR																																																			
2019	4	5	9	14	1.0-2	0.0-0	0-0	0	0																																																			
2018	13	6	8	14	1.5-12	1.0-11	0-0	0	0																																																			
2017	12	1	10	11	1.0-3	0.0-0	0-0	0	0																																																			
2016	11	3	2	5	0.0-0	0.0-0	0-0	0	0																																																			
TOTAL	40	15	29	44	3.5-17	1.0-11	0-0	0	0																																																			


ILB		7 • DIMITRI MOORE • 6-3 • 230 • Junior • Cedar Hill, Texas • Cedar Hill																																						
		<ul style="list-style-type: none"> • Majoring in cinema and media arts • SEC All-Freshman LB (2018) • Started 10 games at inside linebacker • SEC's top first-year tackler with 84 total tackles • Older brother, Richard, played football at Texas A&M • Enjoys swimming and playing billiards 																																						
		<table border="1" style="width: 100%; border-collapse: collapse;"> <thead> <tr> <th>TACKLES</th> <th>G</th> <th>U</th> <th>A</th> <th>Total</th> <th>TFL</th> <th>Sack</th> <th>Int</th> <th>FF</th> <th>FR</th> </tr> </thead> <tbody> <tr> <td>2019</td> <td>4</td> <td>12</td> <td>9</td> <td>21</td> <td>2.0-21</td> <td>0.0-0</td> <td>0-0</td> <td>0</td> <td>0</td> </tr> <tr> <td>2018</td> <td>13</td> <td>47</td> <td>37</td> <td>84</td> <td>3.5-6</td> <td>1.0-1</td> <td>0-0</td> <td>4</td> <td>3</td> </tr> <tr> <td>TOTAL</td> <td>17</td> <td>59</td> <td>46</td> <td>105</td> <td>5.5-27</td> <td>1.0-1</td> <td>0-0</td> <td>4</td> <td>3</td> </tr> </tbody> </table>	TACKLES	G	U	A	Total	TFL	Sack	Int	FF	FR	2019	4	12	9	21	2.0-21	0.0-0	0-0	0	0	2018	13	47	37	84	3.5-6	1.0-1	0-0	4	3	TOTAL	17	59	46	105	5.5-27	1.0-1	0-0
TACKLES	G	U	A	Total	TFL	Sack	Int	FF	FR																															
2019	4	12	9	21	2.0-21	0.0-0	0-0	0	0																															
2018	13	47	37	84	3.5-6	1.0-1	0-0	4	3																															
TOTAL	17	59	46	105	5.5-27	1.0-1	0-0	4	3																															


ILB		12 • BRAYDEN DEVAULT-SMITH • 6-3 • 234 • Redshirt Sophomore • Nashville, Tenn. • Pearl-Cohn																																						
		<ul style="list-style-type: none"> • Majoring in sociology • Produced eight tackles as redshirt freshman inside linebacker • Four tackles in initial starting assignment (vs. Nevada) • Mom is an infection prevention nurse at Vanderbilt Medical Center • Played at same school as RB Ke'Shawn Vaughn and CB Cam Watkins • Finalist for Hume Award, given annually to Metro Nashville's top student-athlete 																																						
		<table border="1" style="width: 100%; border-collapse: collapse;"> <thead> <tr> <th>TACKLES</th> <th>G</th> <th>U</th> <th>A</th> <th>Total</th> <th>TFL</th> <th>Sack</th> <th>Int</th> <th>FF</th> <th>FR</th> </tr> </thead> <tbody> <tr> <td>2019</td> <td>4</td> <td>5</td> <td>4</td> <td>9</td> <td>0.0-0</td> <td>0.0-0</td> <td>0-0</td> <td>0</td> <td>0</td> </tr> <tr> <td>2018</td> <td>13</td> <td>4</td> <td>4</td> <td>8</td> <td>0.0-0</td> <td>0.0-0</td> <td>0-0</td> <td>0</td> <td>0</td> </tr> <tr> <td>TOTAL</td> <td>17</td> <td>9</td> <td>8</td> <td>17</td> <td>0.0-0</td> <td>0.0-0</td> <td>0-0</td> <td>0</td> <td>0</td> </tr> </tbody> </table>	TACKLES	G	U	A	Total	TFL	Sack	Int	FF	FR	2019	4	5	4	9	0.0-0	0.0-0	0-0	0	0	2018	13	4	4	8	0.0-0	0.0-0	0-0	0	0	TOTAL	17	9	8	17	0.0-0	0.0-0	0-0
TACKLES	G	U	A	Total	TFL	Sack	Int	FF	FR																															
2019	4	5	4	9	0.0-0	0.0-0	0-0	0	0																															
2018	13	4	4	8	0.0-0	0.0-0	0-0	0	0																															
TOTAL	17	9	8	17	0.0-0	0.0-0	0-0	0	0																															

ILB		17 • FELETI AFEMUI • 6-3 • 243 • Redshirt Sophomore • Kahului, Hawaii • Maui																																						
		<ul style="list-style-type: none"> • Majoring in human and organizational development • One of three Commodores from Hawaii • Career high in tackles (8) vs. Georgia in the 2019 opener • Earned first career start against Baylor in Texas Bowl • Family is of Tongan heritage • First-ever SEC scholarship player from Maui conference 																																						
		<table border="1" style="width: 100%; border-collapse: collapse;"> <thead> <tr> <th>TACKLES</th> <th>G</th> <th>U</th> <th>A</th> <th>Total</th> <th>TFL</th> <th>Sack</th> <th>Int</th> <th>FF</th> <th>FR</th> </tr> </thead> <tbody> <tr> <td>2019</td> <td>2</td> <td>3</td> <td>7</td> <td>10</td> <td>0.0-0</td> <td>0.0-0</td> <td>0-0</td> <td>1</td> <td>0</td> </tr> <tr> <td>2018</td> <td>10</td> <td>2</td> <td>0</td> <td>2</td> <td>0.0-0</td> <td>0.0-0</td> <td>0-0</td> <td>0</td> <td>0</td> </tr> <tr> <td>TOTAL</td> <td>12</td> <td>5</td> <td>7</td> <td>12</td> <td>0.0-0</td> <td>0.0-0</td> <td>0-0</td> <td>1</td> <td>0</td> </tr> </tbody> </table>	TACKLES	G	U	A	Total	TFL	Sack	Int	FF	FR	2019	2	3	7	10	0.0-0	0.0-0	0-0	1	0	2018	10	2	0	2	0.0-0	0.0-0	0-0	0	0	TOTAL	12	5	7	12	0.0-0	0.0-0	0-0
TACKLES	G	U	A	Total	TFL	Sack	Int	FF	FR																															
2019	2	3	7	10	0.0-0	0.0-0	0-0	1	0																															
2018	10	2	0	2	0.0-0	0.0-0	0-0	0	0																															
TOTAL	12	5	7	12	0.0-0	0.0-0	0-0	1	0																															


CB		31 • CAM WATKINS • 6-0 • 203 • Grad. • Nashville, Tenn. • Pearl-Cohn																																																		
		<ul style="list-style-type: none"> • Working toward master's in learning, diversity and urban studies • Three-year letter winner at Illinois • In first start at Vanderbilt, had four tackles and a defended pass • Amassed nearly 100 tackles, along with an interception and six defended passes at Illinois • Close friend and prep teammate of Vanderbilt running back Ke'Shawn Vaughn • Standout sprinter, jumper and decathlete in high school 																																																		
		<table border="1" style="width: 100%; border-collapse: collapse;"> <thead> <tr> <th>TACKLES</th> <th>G</th> <th>U</th> <th>A</th> <th>Total</th> <th>TFL</th> <th>Int</th> <th>PD</th> <th>FF</th> <th>FR</th> </tr> </thead> <tbody> <tr> <td>2019 (Vandy)</td> <td>4</td> <td>6</td> <td>2</td> <td>8</td> <td>0.0-0</td> <td>0-0</td> <td>1</td> <td>0</td> <td>0</td> </tr> <tr> <td>2018 (Illinois)</td> <td>10</td> <td>29</td> <td>9</td> <td>38</td> <td>1.0-1</td> <td>0-0</td> <td>3</td> <td>0</td> <td>0</td> </tr> <tr> <td>2017 (Illinois)</td> <td>10</td> <td>24</td> <td>15</td> <td>39</td> <td>3.5-8</td> <td>1-0</td> <td>3</td> <td>0</td> <td>0</td> </tr> <tr> <td>2016 (Illinois)</td> <td>7</td> <td>11</td> <td>10</td> <td>21</td> <td>1.0-2</td> <td>0-0</td> <td>0</td> <td>0</td> <td>0</td> </tr> </tbody> </table>	TACKLES	G	U	A	Total	TFL	Int	PD	FF	FR	2019 (Vandy)	4	6	2	8	0.0-0	0-0	1	0	0	2018 (Illinois)	10	29	9	38	1.0-1	0-0	3	0	0	2017 (Illinois)	10	24	15	39	3.5-8	1-0	3	0	0	2016 (Illinois)	7	11	10	21	1.0-2	0-0	0	0	0
		TACKLES	G	U	A	Total	TFL	Int	PD	FF	FR																																									
		2019 (Vandy)	4	6	2	8	0.0-0	0-0	1	0	0																																									
2018 (Illinois)	10	29	9	38	1.0-1	0-0	3	0	0																																											
2017 (Illinois)	10	24	15	39	3.5-8	1-0	3	0	0																																											
2016 (Illinois)	7	11	10	21	1.0-2	0-0	0	0	0																																											


CB		5 • DC WILLIAMS • 5-11 • 192 • Junior • Miami, Fla. • St. Thomas Aquinas																																																
		<ul style="list-style-type: none"> • Majoring in medicine, health and society • In first start as Commodore, posted five tackles vs. Georgia • Started collegiate career at Wisconsin, seeing action at cornerback as true freshman • 30 tackles, an interception and six defended passes as Wisconsin freshman (2017) • Consensus three-star prospect out of St. Thomas Aquinas (Florida) • Helped St. Thomas Aquinas to back-to-back 7A state championships 																																																
		<table border="1" style="width: 100%; border-collapse: collapse;"> <thead> <tr> <th>TACKLES</th> <th>G</th> <th>U</th> <th>A</th> <th>Total</th> <th>TFL</th> <th>Int</th> <th>PD</th> <th>FF</th> <th>FR</th> </tr> </thead> <tbody> <tr> <td>2019</td> <td>4</td> <td>8</td> <td>4</td> <td>12</td> <td>0.0-0</td> <td>0-0</td> <td>0</td> <td>0</td> <td>0</td> </tr> <tr> <td>2018</td> <td>-</td> <td>-</td> <td>-</td> <td>-</td> <td>-</td> <td>-</td> <td>-</td> <td>-</td> <td>-</td> </tr> <tr> <td>2017 (Wis.)</td> <td>12</td> <td>22</td> <td>8</td> <td>30</td> <td>0.0-0</td> <td>1-0</td> <td>6</td> <td>0</td> <td>0</td> </tr> <tr> <td>TOTAL</td> <td>16</td> <td>30</td> <td>12</td> <td>42</td> <td>0.0-0</td> <td>1-0</td> <td>6</td> <td>0</td> <td>0</td> </tr> </tbody> </table>	TACKLES	G	U	A	Total	TFL	Int	PD	FF	FR	2019	4	8	4	12	0.0-0	0-0	0	0	0	2018	-	-	-	-	-	-	-	-	-	2017 (Wis.)	12	22	8	30	0.0-0	1-0	6	0	0	TOTAL	16	30	12	42	0.0-0	1-0	6
TACKLES	G	U	A	Total	TFL	Int	PD	FF	FR																																									
2019	4	8	4	12	0.0-0	0-0	0	0	0																																									
2018	-	-	-	-	-	-	-	-	-																																									
2017 (Wis.)	12	22	8	30	0.0-0	1-0	6	0	0																																									
TOTAL	16	30	12	42	0.0-0	1-0	6	0	0																																									


CB		4 • RANDALL HAYNIE • 6-0 • 185 • Redshirt Sophomore • Ft. Lauderdale, Fla. • Cardinal Gibbons																																						
		<ul style="list-style-type: none"> • Majoring in sociology • Stopped scoring threat with interception in Texas Bowl appearance against Baylor • Posted 15 tackles (13 solo) and five defended passes in first year as contributor • Started at Missouri • Four-star prospect (Scout) • Two-sport standout (football and track and field) 																																						
		<table border="1" style="width: 100%; border-collapse: collapse;"> <thead> <tr> <th>TACKLES</th> <th>G</th> <th>U</th> <th>A</th> <th>Total</th> <th>TFL</th> <th>Int</th> <th>PD</th> <th>FF</th> <th>FR</th> </tr> </thead> <tbody> <tr> <td>2019</td> <td>4</td> <td>8</td> <td>4</td> <td>12</td> <td>1.0-2</td> <td>1-47</td> <td>1</td> <td>0</td> <td>0</td> </tr> <tr> <td>2018</td> <td>13</td> <td>13</td> <td>2</td> <td>15</td> <td>0.0-0</td> <td>1-0</td> <td>5</td> <td>0</td> <td>0</td> </tr> <tr> <td>TOTAL</td> <td>17</td> <td>21</td> <td>6</td> <td>27</td> <td>1.0-2</td> <td>2-47</td> <td>6</td> <td>0</td> <td>0</td> </tr> </tbody> </table>	TACKLES	G	U	A	Total	TFL	Int	PD	FF	FR	2019	4	8	4	12	1.0-2	1-47	1	0	0	2018	13	13	2	15	0.0-0	1-0	5	0	0	TOTAL	17	21	6	27	1.0-2	2-47	6
TACKLES	G	U	A	Total	TFL	Int	PD	FF	FR																															
2019	4	8	4	12	1.0-2	1-47	1	0	0																															
2018	13	13	2	15	0.0-0	1-0	5	0	0																															
TOTAL	17	21	6	27	1.0-2	2-47	6	0	0																															


CB		28 • ALLAN GEORGE • 6-1 • 185 • Redshirt Sophomore • Andalusia, Ala. • Andalusia																																						
		<ul style="list-style-type: none"> • Majoring in medicine, health and society • 33 tackles (25 solo), 3.5 tackles for loss, an interception and five defended passes when pressed into action as redshirt freshman • Three-star prospect • Four-year starting guard on prep basketball team • One of three players on Vanderbilt roster who prepped at Andalusia 																																						
		<table border="1" style="width: 100%; border-collapse: collapse;"> <thead> <tr> <th>TACKLES</th> <th>G</th> <th>U</th> <th>A</th> <th>Total</th> <th>TFL</th> <th>Int</th> <th>PD</th> <th>FF</th> <th>FR</th> </tr> </thead> <tbody> <tr> <td>2019</td> <td>4</td> <td>8</td> <td>5</td> <td>13</td> <td>0.0-0</td> <td>0-0</td> <td>3</td> <td>0</td> <td>0</td> </tr> <tr> <td>2018</td> <td>12</td> <td>25</td> <td>8</td> <td>33</td> <td>3.5-16</td> <td>1-19</td> <td>5</td> <td>1</td> <td>0</td> </tr> <tr> <td>TOTAL</td> <td>16</td> <td>33</td> <td>13</td> <td>46</td> <td>3.5-16</td> <td>1-19</td> <td>8</td> <td>1</td> <td>0</td> </tr> </tbody> </table>	TACKLES	G	U	A	Total	TFL	Int	PD	FF	FR	2019	4	8	5	13	0.0-0	0-0	3	0	0	2018	12	25	8	33	3.5-16	1-19	5	1	0	TOTAL	16	33	13	46	3.5-16	1-19	8
TACKLES	G	U	A	Total	TFL	Int	PD	FF	FR																															
2019	4	8	5	13	0.0-0	0-0	3	0	0																															
2018	12	25	8	33	3.5-16	1-19	5	1	0																															
TOTAL	16	33	13	46	3.5-16	1-19	8	1	0																															


Student-Athlete Profiles


S		2 • FRANK COPPET • 5-11 • 192 • Redshirt Junior • Ft. Lauderdale • St. Thomas Aquinas																																																			
		<ul style="list-style-type: none"> • Majoring in medicine, health and society • Leader in the Commodore secondary • Started six games at safety in 2018 • Active team leader with three interceptions • One brother, Fred Jr., played running back at Bowling Green (Ohio) • One of six players on Commodore roster that prepped at St. Thomas Aquinas (Florida) 	<table border="1" style="width: 100%; border-collapse: collapse;"> <thead> <tr> <th>TACKLES</th> <th>G</th> <th>U</th> <th>A</th> <th>Total</th> <th>TFL</th> <th>Int</th> <th>PD</th> <th>FF</th> <th>FR</th> </tr> </thead> <tbody> <tr> <td>2019</td> <td>2</td> <td>1</td> <td>1</td> <td>2</td> <td>0.0-0</td> <td>0-0</td> <td>0</td> <td>0</td> <td>0</td> </tr> <tr> <td>2018</td> <td>13</td> <td>24</td> <td>6</td> <td>30</td> <td>0.5-1</td> <td>3-15</td> <td>3</td> <td>1</td> <td>0</td> </tr> <tr> <td>2017</td> <td>4</td> <td>2</td> <td>0</td> <td>2</td> <td>0.0-0</td> <td>0-0</td> <td>0</td> <td>0</td> <td>0</td> </tr> <tr> <td>TOTAL</td> <td>19</td> <td>27</td> <td>7</td> <td>34</td> <td>0.5-1</td> <td>3-15</td> <td>3</td> <td>1</td> <td>0</td> </tr> </tbody> </table>	TACKLES	G	U	A	Total	TFL	Int	PD	FF	FR	2019	2	1	1	2	0.0-0	0-0	0	0	0	2018	13	24	6	30	0.5-1	3-15	3	1	0	2017	4	2	0	2	0.0-0	0-0	0	0	0	TOTAL	19	27	7	34	0.5-1	3-15	3	1	0
		TACKLES	G	U	A	Total	TFL	Int	PD	FF	FR																																										
		2019	2	1	1	2	0.0-0	0-0	0	0	0																																										
		2018	13	24	6	30	0.5-1	3-15	3	1	0																																										
2017	4	2	0	2	0.0-0	0-0	0	0	0																																												
TOTAL	19	27	7	34	0.5-1	3-15	3	1	0																																												


S		3 • TAE DALEY • 6-0 • 202 • Junior • Warner Robins, Ga. • Northside																																																			
		<ul style="list-style-type: none"> • Majoring in sociology • Seven tackles, forced fumble in first start this year (vs. Georgia) • First collegiate interception at Purdue • Started eight games at safety, posting career highs in virtually every category • Produced multiple tackles in 12 games • Older brother, Darius, played in Canadian Football League 	<table border="1" style="width: 100%; border-collapse: collapse;"> <thead> <tr> <th>TACKLES</th> <th>G</th> <th>U</th> <th>A</th> <th>Total</th> <th>TFL</th> <th>Int</th> <th>PD</th> <th>FF</th> <th>FR</th> </tr> </thead> <tbody> <tr> <td>2019</td> <td>3</td> <td>5</td> <td>8</td> <td>13</td> <td>0.0-0</td> <td>1-0</td> <td>0</td> <td>1</td> <td>0</td> </tr> <tr> <td>2018</td> <td>13</td> <td>35</td> <td>10</td> <td>45</td> <td>5.5-14</td> <td>0-0</td> <td>1</td> <td>0</td> <td>0</td> </tr> <tr> <td>2017</td> <td>11</td> <td>4</td> <td>1</td> <td>5</td> <td>0.0-0</td> <td>0-0</td> <td>0</td> <td>0</td> <td>0</td> </tr> <tr> <td>TOTAL</td> <td>27</td> <td>44</td> <td>19</td> <td>63</td> <td>5.5-14</td> <td>1-0</td> <td>1</td> <td>1</td> <td>0</td> </tr> </tbody> </table>	TACKLES	G	U	A	Total	TFL	Int	PD	FF	FR	2019	3	5	8	13	0.0-0	1-0	0	1	0	2018	13	35	10	45	5.5-14	0-0	1	0	0	2017	11	4	1	5	0.0-0	0-0	0	0	0	TOTAL	27	44	19	63	5.5-14	1-0	1	1	0
		TACKLES	G	U	A	Total	TFL	Int	PD	FF	FR																																										
		2019	3	5	8	13	0.0-0	1-0	0	1	0																																										
		2018	13	35	10	45	5.5-14	0-0	1	0	0																																										
2017	11	4	1	5	0.0-0	0-0	0	0	0																																												
TOTAL	27	44	19	63	5.5-14	1-0	1	1	0																																												

S		2 • BRENDON HARRIS • 6-1 • 208 • Redshirt Freshman • Chattanooga, Tenn. • Baylor																															
		<ul style="list-style-type: none"> • Undecided on a major • Played four games as true freshman in 2018 • Career-high five tackles against Georgia in the 2019 opener • Four-star prospect out of Baylor School (Tenn.) • Born and raised in Chattanooga, Tenn. 	<table border="1" style="width: 100%; border-collapse: collapse;"> <thead> <tr> <th>TACKLES</th> <th>G</th> <th>U</th> <th>A</th> <th>Total</th> <th>TFL</th> <th>Int</th> <th>PD</th> <th>FF</th> <th>FR</th> </tr> </thead> <tbody> <tr> <td>2019</td> <td>4</td> <td>13</td> <td>9</td> <td>22</td> <td>1.0-1</td> <td>0-0</td> <td>0</td> <td>0</td> <td>0</td> </tr> <tr> <td>TOTAL</td> <td>4</td> <td>13</td> <td>9</td> <td>22</td> <td>1.0-1</td> <td>0-0</td> <td>0</td> <td>0</td> <td>0</td> </tr> </tbody> </table>	TACKLES	G	U	A	Total	TFL	Int	PD	FF	FR	2019	4	13	9	22	1.0-1	0-0	0	0	0	TOTAL	4	13	9	22	1.0-1	0-0	0	0	0
		TACKLES	G	U	A	Total	TFL	Int	PD	FF	FR																						
		2019	4	13	9	22	1.0-1	0-0	0	0	0																						
TOTAL	4	13	9	22	1.0-1	0-0	0	0	0																								

S		33 • DASHAUN JERKINS • 6-0 • 190 • Redshirt Freshman • Woodbridge, Va. • Woodbridge																																									
		<ul style="list-style-type: none"> • Undecided on a major • Ranks as team leader with • In first career start, amassed 14 tackles and a forced fumble against #3 Georgia • Posted 10 solo stops in opener against Bulldogs • Three-star prospect out of south Washington DC suburb school 	<table border="1" style="width: 100%; border-collapse: collapse;"> <thead> <tr> <th>TACKLES</th> <th>G</th> <th>U</th> <th>A</th> <th>Total</th> <th>TFL</th> <th>Int</th> <th>PD</th> <th>FF</th> <th>FR</th> </tr> </thead> <tbody> <tr> <td>2019</td> <td>4</td> <td>17</td> <td>11</td> <td>28</td> <td>0.0-0</td> <td>0-0</td> <td>1</td> <td>1</td> <td>0</td> </tr> <tr> <td>2018</td> <td>4</td> <td>0</td> <td>0</td> <td>0</td> <td>0.0-0</td> <td>0-0</td> <td>0</td> <td>0</td> <td>0</td> </tr> <tr> <td>TOTAL</td> <td>8</td> <td>17</td> <td>11</td> <td>28</td> <td>0.0-0</td> <td>0-0</td> <td>1</td> <td>1</td> <td>0</td> </tr> </tbody> </table>	TACKLES	G	U	A	Total	TFL	Int	PD	FF	FR	2019	4	17	11	28	0.0-0	0-0	1	1	0	2018	4	0	0	0	0.0-0	0-0	0	0	0	TOTAL	8	17	11	28	0.0-0	0-0	1	1	0
		TACKLES	G	U	A	Total	TFL	Int	PD	FF	FR																																
		2019	4	17	11	28	0.0-0	0-0	1	1	0																																
2018	4	0	0	0	0.0-0	0-0	0	0	0																																		
TOTAL	8	17	11	28	0.0-0	0-0	1	1	0																																		

S		24 • MAX WORSHIP • 6-1 • 202 • Sophomore • Fort Lauderdale, Fla. • Cardinal Gibbons																																									
		<ul style="list-style-type: none"> • Undecided on a major • Posted two tackles against both Georgia and Purdue • Made 13 appearances as true freshman, playing special teams and reserve safety • Three-star prospect out of Cardinal Gibbons in south Florida • Sister, Domonique, serves as an attorney for the NBA 	<table border="1" style="width: 100%; border-collapse: collapse;"> <thead> <tr> <th>TACKLES</th> <th>G</th> <th>U</th> <th>A</th> <th>Total</th> <th>TFL</th> <th>Int</th> <th>PD</th> <th>FF</th> <th>FR</th> </tr> </thead> <tbody> <tr> <td>2019</td> <td>4</td> <td>5</td> <td>3</td> <td>8</td> <td>0.0-0</td> <td>0-0</td> <td>0</td> <td>0</td> <td>0</td> </tr> <tr> <td>2018</td> <td>13</td> <td>3</td> <td>4</td> <td>7</td> <td>0.0-0</td> <td>0-0</td> <td>0</td> <td>0</td> <td>0</td> </tr> <tr> <td>TOTAL</td> <td>17</td> <td>8</td> <td>7</td> <td>15</td> <td>0.0-0</td> <td>0-0</td> <td>0</td> <td>0</td> <td>0</td> </tr> </tbody> </table>	TACKLES	G	U	A	Total	TFL	Int	PD	FF	FR	2019	4	5	3	8	0.0-0	0-0	0	0	0	2018	13	3	4	7	0.0-0	0-0	0	0	0	TOTAL	17	8	7	15	0.0-0	0-0	0	0	0
		TACKLES	G	U	A	Total	TFL	Int	PD	FF	FR																																
		2019	4	5	3	8	0.0-0	0-0	0	0	0																																
2018	13	3	4	7	0.0-0	0-0	0	0	0																																		
TOTAL	17	8	7	15	0.0-0	0-0	0	0	0																																		

K		98 • RYLEY GUAY • 5-10 • 191 • Senior • Napier, Ill. • Benet Academy																																																													
		<ul style="list-style-type: none"> • Majoring in biochemistry and chemical biology • Three-time SEC Academic Honor Roll (2016, 2017, 2018) • Made 8-of-12 field goals inside 40 yards as first-year specialist in 2018 • Converted 53-yarder, fifth longest in team history, vs. Florida • Involved in community service, organizing visits to see ailing youngsters at Monroe Carell Jr. Hospital on Vanderbilt campus 	<table border="1" style="width: 100%; border-collapse: collapse;"> <thead> <tr> <th>FIELD GOALS</th> <th>G</th> <th>FGM-FGA</th> <th>%</th> <th>1-29</th> <th>30-39</th> <th>40-49</th> <th>50+</th> <th>LG</th> <th>PAT</th> </tr> </thead> <tbody> <tr> <td>2019</td> <td>3</td> <td>4-4</td> <td>100.0</td> <td>1-1</td> <td>-</td> <td>3-3</td> <td>-</td> <td>48</td> <td>5-5</td> </tr> <tr> <td>2018</td> <td>13</td> <td>13-22</td> <td>59.1</td> <td>4-7</td> <td>4-5</td> <td>4-9</td> <td>1-1</td> <td>53</td> <td>47-47</td> </tr> <tr> <td>2017</td> <td>4</td> <td>0</td> <td>0</td> <td>0</td> <td>0</td> <td>0</td> <td>0</td> <td>0</td> <td>1-1</td> </tr> <tr> <td>2016</td> <td>2</td> <td>0</td> <td>0</td> <td>0</td> <td>0</td> <td>0</td> <td>0</td> <td>0</td> <td>0</td> </tr> <tr> <td>TOTAL</td> <td>22</td> <td>17-26</td> <td>65.4</td> <td>5-8</td> <td>4-5</td> <td>7-12</td> <td>1-1</td> <td>53</td> <td>53-53</td> </tr> </tbody> </table>	FIELD GOALS	G	FGM-FGA	%	1-29	30-39	40-49	50+	LG	PAT	2019	3	4-4	100.0	1-1	-	3-3	-	48	5-5	2018	13	13-22	59.1	4-7	4-5	4-9	1-1	53	47-47	2017	4	0	0	0	0	0	0	0	1-1	2016	2	0	0	0	0	0	0	0	0	TOTAL	22	17-26	65.4	5-8	4-5	7-12	1-1	53	53-53
		FIELD GOALS	G	FGM-FGA	%	1-29	30-39	40-49	50+	LG	PAT																																																				
		2019	3	4-4	100.0	1-1	-	3-3	-	48	5-5																																																				
		2018	13	13-22	59.1	4-7	4-5	4-9	1-1	53	47-47																																																				
2017	4	0	0	0	0	0	0	0	1-1																																																						
2016	2	0	0	0	0	0	0	0	0																																																						
TOTAL	22	17-26	65.4	5-8	4-5	7-12	1-1	53	53-53																																																						

P		95 • HARRISON SMITH • 5-10 • 186 • Sophomore • Franklin, Tenn. • Brentwood Academy																	
		<ul style="list-style-type: none"> • Majoring in neuroscience • Averaged 43 yards/punt as senior for high school that won third straight state titles • Class salutatorian • Played with three current Commodores - WR Cam Johnson, TE Gavin Schoenwald and DL Nate Clifton - at Brentwood Academy • Lettered in football, wrestling, tennis and track and field 	<table border="1" style="width: 100%; border-collapse: collapse;"> <thead> <tr> <th>PUNTING</th> <th>G</th> <th>NO</th> <th>YARDS</th> <th>AVG.</th> <th>LONG</th> <th>I-20</th> <th>50+</th> </tr> </thead> <tbody> <tr> <td>2019</td> <td>4</td> <td>27</td> <td>1174</td> <td>45.2</td> <td>66</td> <td>10</td> <td>7</td> </tr> </tbody> </table>	PUNTING	G	NO	YARDS	AVG.	LONG	I-20	50+	2019	4	27	1174	45.2	66	10	7
		PUNTING	G	NO	YARDS	AVG.	LONG	I-20	50+										
2019	4	27	1174	45.2	66	10	7												

PR		11 • JUSTICE SHELTON-MOSLEY • 5-10 • 196 • Grad. • Sacramento, Calif. • Capital Christian																																					
		<ul style="list-style-type: none"> • Working toward Master's of Marketing from Vanderbilt's Owen Business School • FCS All-America (2017) and two-time All-Ivy first team return specialist (2016-17) • Averaged 14.4 yards during Harvard career as punt returner • Returned three punts for touchdowns at Harvard, including 91-yarder in 2017 • Named Ivy League Rookie of the Year after averaging 19.0 yards as punt return in 2015 • Earned undergraduate degree in economics 	<table border="1" style="width: 100%; border-collapse: collapse;"> <thead> <tr> <th>PUNT RETURNS</th> <th>No.</th> <th>Yds</th> <th>AVG</th> <th>TD</th> <th>Lg</th> </tr> </thead> <tbody> <tr> <td>2019 (Vandy)</td> <td>3</td> <td>35</td> <td>11.7</td> <td>0</td> <td>22</td> </tr> <tr> <td>2018 (Harvard)</td> <td>5</td> <td>17</td> <td>3.4</td> <td>0</td> <td>13</td> </tr> <tr> <td>2017 (Harvard)</td> <td>17</td> <td>319</td> <td>18.9</td> <td>2</td> <td>91</td> </tr> <tr> <td>2016 (Harvard)</td> <td>12</td> <td>108</td> <td>9.0</td> <td>0</td> <td>26</td> </tr> <tr> <td>2015 (Harvard)</td> <td>10</td> <td>190</td> <td>19.0</td> <td>1</td> <td>86</td> </tr> </tbody> </table>	PUNT RETURNS	No.	Yds	AVG	TD	Lg	2019 (Vandy)	3	35	11.7	0	22	2018 (Harvard)	5	17	3.4	0	13	2017 (Harvard)	17	319	18.9	2	91	2016 (Harvard)	12	108	9.0	0	26	2015 (Harvard)	10	190	19.0	1	86
		PUNT RETURNS	No.	Yds	AVG	TD	Lg																																
		2019 (Vandy)	3	35	11.7	0	22																																
		2018 (Harvard)	5	17	3.4	0	13																																
2017 (Harvard)	17	319	18.9	2	91																																		
2016 (Harvard)	12	108	9.0	0	26																																		
2015 (Harvard)	10	190	19.0	1	86																																		

Coaching Staff



Derek Mason • Head Coach

- Northern Arizona '93
- Became the 28th head coach in Vanderbilt history on Jan. 14, 2014
- 25-41 overall record
- Tied for sixth on all-time wins list by Vanderbilt head coach
- Signed renewed contract after conclusion of 2018 season
- Has coached at schools in eight intercollegiate conferences, ranging from the Big Sky and Pac-12 in the west, Patriot League in northeast, the MAC in middle America and SEC in southeast.
- First Vanderbilt coach since 1923-24, 1926 to defeat Tennessee three consecutive years
- 8-0 in last eight games against Tennessee opponents (3-0 vs. Tennessee, 3-0 vs. Middle Tennessee, 2-0 vs. Tenn State)
- Over last three years, teams are 6-5 in the month of November, including five wins in SEC play
- Needs five wins to become program's fifth winningest head coach
- Has mentored several outstanding defensive players, including cornerbacks Richard Sherman and Joejuan Williams, and linebackers Trent Murphy, Shayne Shov, Zach Cunningham and Oren Burks
- Fourth Vanderbilt head coach in last 50 years to enjoy six-year tenures, joining Bobby Johnson, George MacIntyre and Bill Pace
- As Stanford assistant and Willie Shaw Director of Defense from 2010-13, helped Cardinal to 45-8 overall record, back-to-back Rose Bowl appearances (2012-13), Orange Bowl (2010) and Fiesta Bowl (2011)
- Mason's Stanford defense were regarded among the most punishing in the NCAA, and were recognized by their outstanding play against the run and success against spread offenses
- 2012 Broyles Award finalist. Award is presented annually to the nation's top assistant coach
- Hired by Jim Harbaugh to join Stanford defensive staff away from Minnesota Vikings in NFL
- Known as brilliant defensive strategist, Mason started his collegiate coaching career as an offensive assistant
- Four-year letter winner as defensive back at Northern Arizona (1989-92)
- Born and raised in Phoenix, Arizona

Season	Overall • SEC	Postseason	Notes
2019	1-3 • 0-2	--	--
2018	6-7 • 3-5	Texas Bowl vs. Baylor (L, 38-45)	Became second head coach to lead Commodores to two bowl games
2017	5-7 • 1-7	--	Opened with early-season win over ranked-Kansas State, closed with win over Tennessee
2016	6-7 • 3-5	Independence Bowl vs. N.C. State (L, 17-41)	Closed regular season with impressive, back-to-back victories over Ole Miss, Tennessee
2015	4-8 • 2-6	--	Earned first victories against SEC opponent with home wins over Missouri and Kentucky
2014	3-9 • 0-8	--	Mason's initial squad was 3-1 in nonconference play



Jason Tarver • Defensive Coordinator • Inside Linebackers

- Second season at Vanderbilt
- 23rd season overall, including 16 years of NFL experience
- Santa Clara '97
- Hails from Pleasanton, Calif.
- Mentors including Derek Mason, David Shaw, Bill Walsh, Steve Mariucci, John McVay, Mike Singletary, Chip Kelly, Kyle Shanahan, Bob Toledo



Gerry Gdowski • Offensive Coordinator • Quarterbacks

- Sixth season at Vanderbilt, first year as offensive coordinator
- 26th season overall
- Nebraska '90
- Hails from Fremont, Neb. (played for coach Tom Osborne at Nebraska)
- Mentored Commodores' all-time leading passer Kyle Shurmur last three years as quarterbacks coach



Terrence Brown • Cornerbacks

- Second season at Vanderbilt
- Fifth season overall
- Stanford '13
- Hails from Torrance, Calif., played at with Cardinal under Derek Mason
- Mentored cornerback Joejuan Williams (second round pick of Patriots)



Tim Horton • Running Backs

- First season at Vanderbilt
- 29th season overall
- Arkansas '90
- Hails from Conway, Ark.
- Coached several SEC standout RBs, including Tre Mason, Kerryon Johnson, Darren McFadden and Felix Jones



Jovan Haye • Defensive Line

- First season at Vanderbilt
- Second year overall
- Vanderbilt '07
- Hails from Mandeville, Jamaica
- All-SEC defensive end as Vanderbilt undergraduate



Aaron Moorehead • Wide Receivers

- Second season at Vanderbilt
- 11th season overall
- Illinois '03
- Hails from Aurora, Colo.
- Served as Stanford graduate assistant while Derek Mason was on staff



Marc Mattioli • Defensive Secondary

- Fifth season at Vanderbilt
- Ninth season overall
- Rhodes College '09
- Hails from Roswell, Ga.
- Served as defensive graduate assistant at Stanford under Derek Mason



Cameron Norcross • Offensive Line

- Fourth season at Vanderbilt
- 19th season overall
- Nevada '99
- Hails from Ely, Nev.
- On Chris Ault's Nevada staff that developed popular "Pistol" offense



Matt Weikert • Outside Linebackers

- First season at Vanderbilt
- 16th season overall
- Ohio '02
- Hails from Covington, Ohio
- Spent 12 years as defensive assistant at Air Force



Devin Fitzsimmons • Special Teams Coordinator • Tight Ends

- First season at Vanderbilt
- 14th season overall
- Bucknell '05
- Hails from Folsom, La.
- Played for Bucknell squad that included Derek Mason on coaching staff

2019 Statistics

	Overall	Home	Away	Neutral
Overall	1-3-0	1-2-0	0-1-0	0-0-0
Conference	0-2-0	0-2-0	0-0-0	0-0-0
Nonconference	1-1-0	1-0-0	0-1-0	0-0-0

	Vanderbilt	Opponents
SCORING	92	156
Points Per Game	23.0	39.0
Points Off Turnovers	14	3
FIRST DOWNS	73	98
Rushing	30	38
Passing	34	49
Penalty	9	11
RUSHING YARDAGE	516	643
Yards gained rushing	632	727
Yards lost rushing	116	84
Rushing Attempts	117	125
Average Per Rush	4.4	5.1
Average Per Game	129.0	160.8
TDs Rushing	5	6
PASSING YARDAGE	947	1363
Comp-Att-Int	87-147-3	92-145-2
Average Per Pass	6.4	9.4
Average Per Catch	10.9	14.8
Average Per Game	236.8	340.8
TDs Passing	4	13
TOTAL OFFENSE	1463	2006
Total Plays	264	270
Average Per Play	5.5	7.4
Average Per Game	365.8	501.5
KICK RETURNS: #-Yards	5-75	8-182
PUNT RETURNS: #-Yards	3-35	12-88
INT RETURNS: #-Yards	2-47	3-18
KICK RETURN AVERAGE	15.0	22.8
PUNT RETURN AVERAGE	11.7	7.3
INT RETURN AVERAGE	23.5	6.0
FUMBLES-LOST	3-1	4-2
PENALTIES-Yards	35-287	33-306
Average Per Game	71.8	76.5
PUNTS-Yards	27-1174	20-769
Average Per Punt	43.5	38.5
Net punt average	38.7	33.7
KICKOFFS-Yards	19-1147	29-1846
Average Per Kick	60.4	63.7
Net kick average	37.6	40.4
TIME OF POSSESSION/Game	29:38	30:23
3RD-DOWN Conversions	18/57	17/46
3rd-Down Pct	32%	37%
4TH-DOWN Conversions	2/5	1/2
4th-Down Pct	40%	50%
SACKS BY-Yards	5-43	10-74
MISC YARDS	0	0
TOUCHDOWNS SCORED	11	20
FIELD GOALS-ATTEMPTS	5-5	5-6
ON-SIDE KICKS	0-1	0-0
RED-ZONE SCORES	(8-11) 73%	(16-18) 89%
RED-ZONE TOUCHDOWNS	(5-11) 45%	(13-18) 72%
PAT-ATTEMPTS	(9-9) 100%	(19-19) 100%
ATTENDANCE	96917	50506
Games/Avg Per Game	3/32306	1/50506

SCORE BY QUARTERS	1st	2nd	3rd	4th	Total
Vanderbilt	28	19	21	24	92
Opponents	49	24	48	35	156

RUSHING	GP	Att	Gain	Loss	Net	Avg	TD	Long	Avg/G
Ke'Shawn Vaughn	4	69	424	26	398	5.8	4	52	99.5
Keyon Brooks	3	10	74	6	68	6.8	1	61	22.7
Justice SheltonMosley	4	2	27	0	27	13.5	0	23	6.8
Ja'Veon Marlow	1	3	19	0	19	6.3	0	8	19.0
Kalija Lipscomb	4	1	16	0	16	16.0	0	16	4.0
Mitchell Pryor	3	2	11	0	11	5.5	0	8	3.7
Jamauri Wakefield	1	1	7	0	7	7.0	0	7	7.0
Dashaun Jerkins	4	1	3	0	3	3.0	0	3	0.8
Deuce Wallace	3	1	1	0	1	1.0	0	1	0.3
TEAM	3	3	0	5	-5	-1.7	0	0	-1.7
Riley Neal	4	24	50	79	-29	-1.2	0	11	-7.2
Total	4	117	632	116	516	4.4	5	61	129.0
Opponents	4	125	727	84	643	5.1	6	46	160.8

PASSING	G	Effic	Cmp-Att-Int	Pct	Yds	TD	Lng	Avg/G
Riley Neal	4	130.48	74-119-2	62.2	858	4	75	214.5
Deuce Wallace	3	68.43	13-27-1	48.1	89	0	16	29.7
Cam Johnson	4	0.00	0-1-0	0.0	0	0	0	0.0
Total	4	118.20	87-147-3	59.2	947	4	75	236.8
Opponents	4	169.24	92-145-2	63.4	1363	13	70	340.8

RECEIVING	G	No.	Yds	Avg	TD	Long	Avg/G
Kalija Lipscomb	4	23	268	11.7	2	49	67.0
Cam Johnson	4	13	163	12.5	1	28	40.8
Ke'Shawn Vaughn	4	12	75	6.2	0	19	18.8
Jared Pinkney	4	10	120	12.0	0	30	30.0
Justice Shelton-Mosley	4	9	59	6.6	0	23	14.8
C.J. Bolar	4	6	42	7.0	0	9	10.5
Chris Pierce	4	4	149	37.2	1	75	37.2
James Bostic	4	4	33	8.2	0	12	8.2
Keyon Brooks	3	2	15	7.5	0	10	5.0
Ben Bresnahan	4	2	9	4.5	0	8	2.2
Jamauri Wakefield	1	1	10	10.0	0	10	10.0
Jackson Winrow	2	1	4	4.0	0	4	2.0
Total	4	87	947	10.9	4	75	236.8
Opponents	4	92	1363	14.8	13	70	340.8

PUNT RETURNS	No.	Yds	Avg	TD	Long
Justice Shelton-Mosley	3	35	11.7	0	22
Total	3	35	11.7	0	22
Opponents	12	88	7.3	1	27

KICK RETURNS	No.	Yds	Avg	TD	Long
Justice Shelton-Mosley	3	40	13.3	0	20
Jamauri Wakefield	2	35	17.5	0	18
Total	5	75	15.0	0	20
Opponents	8	182	22.8	0	46

2019 Statistics

Interceptions	No.	Yards	Avg.	TD	Long
Tae Daley	1	0	0.0	0	0
Randall Haynie	1	47	47.0	1	47
Total	2	47	23.5	1	47
Opponents	3	18	6.0	0	18

Fumble Returns	No.	Yards	Avg.	TD	Long
Dashaun Jerkins	1	12	12.0	0	12
Elijah McAllister	0	0	0.0	1	0
Total	1	12	12.0	1	12
Opponents	0	0	0.0	0	0

Punting	No.	Yds	Avg	Long	TB	FC	I20	50+	Blkd.
Harrison Smith	26	1174	45.2	66	2	6	10	7	0
TEAM	1	0	0.0	0	0	0	0	0	1
Total	27	1174	43.5	66	2	6	10	7	1
Opponents	20	769	38.5	65	3	3	6	3	0

Field Goals	FGM-FGA	Pct	01-19	20-29	30-39	40-49	50-99	Lg	Blkd.
Ryley Guay	4-4	100.0	0-0	1-1	0-0	3-3	0-0	48	0
Javan Rice	1-1	100.0	0-0	1-1	0-0	0-0	0-0	28	0

Field Goal Sequence	Vanderbilt	Opponent
Georgia	(26),(46)	(50),(37),(31)
Purdue	(48)	42
LSU	(41)	(25)
Northern Illinois	(28)	(39)

Scoring	TDs	FGs	PATs						Saf	Points
			Kick	Rush	Rec	Pass	DXP	Pass		
Ke'Shawn Vaughn	4	0-0	0-0	0-0	0	0-0	0	0	0	24
Ryley Guay	0	4-4	5-5	0-0	0	0-0	0	0	0	17
Kalija Lipscomb	2	0-0	0-0	0-0	1	0-0	0	0	0	14
Javan Rice	0	1-1	4-4	0-0	0	0-0	0	0	0	7
Elijah McAllister	1	0-0	0-0	0-0	0	0-0	0	0	0	6
Chris Pierce	1	0-0	0-0	0-0	0	0-0	0	0	0	6
Randall Haynie	1	0-0	0-0	0-0	0	0-0	0	0	0	6
Keyon Brooks	1	0-0	0-0	0-0	0	0-0	0	0	0	6
Cam Johnson	1	0-0	0-0	0-0	0	0-0	0	0	0	6
Riley Neal	0	0-0	0-0	0-0	0	1-2	0	0	0	0
Total	11	5-5	9-9	0-0	1	1-2	0	0	0	92
Opponents	20	5-6	19-19	0-0	1	1-1	0	0	0	156

Total Offense	GP	Plays	Rush	Pass	Total	Avg/G
Riley Neal	4	143	-29	858	829	207.2
Ke'Shawn Vaughn	4	69	398	0	398	99.5
Deuce Wallace	3	28	1	89	90	30.0
Keyon Brooks	3	10	68	0	68	22.7
Justice Shelton-Mosley	4	2	27	0	27	6.8
Ja'Veon Marlow	1	3	19	0	19	19.0
Kalija Lipscomb	4	1	16	0	16	4.0
Mitchell Pryor	3	2	11	0	11	3.7
Jamauri Wakefield	1	1	7	0	7	7.0
Dashaun Jerkins	4	1	3	0	3	0.8
TEAM	3	3	-5	0	-5	-1.7
Total	4	264	516	947	1463	365.8
Opponents	4	270	643	1363	2006	501.5

All-Purpose	GP	Rush	Rec	PR	KOR	Ret	Total	Avg
Ke'Shawn Vaughn	4	398	75	0	0	0	473	118.2
Kalija Lipscomb	4	16	268	0	0	0	284	71.0
Cam Johnson	4	0	163	0	0	0	163	40.8
Justice Shelton-Mosley	4	27	59	35	40	0	161	40.2
Chris Pierce	4	0	149	0	0	0	149	37.2
Jared Pinkney	4	0	120	0	0	0	120	30.0
Keyon Brooks	3	68	15	0	0	0	83	27.7
Jamauri Wakefield	1	7	10	0	35	0	52	52.0
Randall Haynie	4	0	0	0	0	47	47	11.8
C.J. Bolar	4	0	42	0	0	0	42	10.5
James Bostic	4	0	33	0	0	0	33	8.2
Ja'Veon Marlow	1	19	0	0	0	0	19	19.0
Mitchell Pryor	3	11	0	0	0	0	11	3.7
Ben Bresnahan	4	0	9	0	0	0	9	2.2
Jackson Winrow	2	0	4	0	0	0	4	2.0
Dashaun Jerkins	4	3	0	0	0	0	3	0.8
Deuce Wallace	3	1	0	0	0	0	1	0.3
TEAM	3	-5	0	0	0	0	-5	-1.7
Riley Neal	4	-29	0	0	0	0	-29	-7.2
Total	4	516	947	35	75	47	1620	405.0
Opponents	4	643	1363	88	182	18	2294	573.

2019 Statistics

No.	Student-Athlete	GP	Solo Tackles	Assists	Total	TFL-Yds	Sacks-Yards	Int-Yds	Pass Breakups	QBH	Fumbles Rcv-Yds	FF	Blocked Kicks	Safety
33	Dashaun Jerkins	4	17	11	28	.	.	.	1	.	1-12	.	.	.
13	Brendon Harris	4	13	9	22	1.0-1
7	Dimitri Moore	4	12	9	21	2.0-21	.	.	.	1
21	Kenny Hebert	4	11	5	16	4.0-20	1.0-10	.	2
9	Caleb Peart	4	5	9	14	1.0-2	.	.	.	1
3	Tae Daley	3	5	8	13	.	.	1-0	.	.	.	1	.	.
28	Allan George	4	8	5	13	.	.	.	3
4	Randall Haynie	4	8	4	12	1.0-2	.	1-47	1
5	Dontye Williams	4	8	4	12
16	BJ Anderson	4	8	3	11	.	.	.	2
10	Dayo Odeyingbo	4	5	5	10	3.0-9	.	.	.	2
17	Feleti Afemui	2	3	7	10	1	.	.
12	Brayden DeVault-Smith	4	5	4	9	1
31	Cam Watkins	4	6	2	8	.	.	.	1
14	Max Worship	4	5	3	8
8	Lashawn Paulino-Bell	4	2	4	6	.	.	.	2	1
48	Andre Mintze	4	4	2	6	1
90	Cameron Tidd	4	2	3	5	0.5-1	.	.	.	1
91	Drew Birchmeier	4	2	3	5
41	Elijah McAllister	4	3	2	5	3.0-25	2.0-22	.	.	1	1-0	.	.	.
88	Michael Owusu	4	2	3	5	2.5-6	.	.	.	1
55	Daevion Davis	4	2	3	5	1.0-6
1A	Justice Shelton-Mosley	4	4	.	4
23	Jaylen Mahoney	4	2	2	4	1.0-10	1.0-10	.	1
30	Salua Masina	3	1	2	3
15	Elijah Hamilton	3	2	1	3
2	Frank Coppet	2	1	1	2
56	Brandon Maddox	4	1	1	2	1.0-1	1.0-1
19	Chris Pierce	4	1	.	1
94	Rutger Reitmaier	4	1	.	1	.	.	.	1
98	Ryley Guay	3	.	1	1
	Total	4	149	116	265	21-104	5-43	2-47	14	10	2-12	2	.	.
	Opponents	4	142	100	242	23.0-113	10-74	3-18	18	9	1-0	2	1	.

2019 Statistics

Passing

Riley Neal	Comp	Att	Int	Pct	Yards	TD	Long
Georgia	14	25	0	56.0	85	0	12
Purdue	24	35	1	68.5	378	2	75
LSU	15	31	1	48.3	206	1	36
Northern Illinois	21	28	0	75.0	189	1	38
Ole Miss							
UNLV							
Missouri							
South Carolina							
Florida							
Kentucky							
East Tennessee State							
Tennessee							

Deuce Wallace	Comp	Att	Int	Pct	Yards	TD	Long
Georgia	2	6	0	33.3	24	0	16
Purdue	7	13	0	53.8	42	0	12
LSU	4	8	1	50.0	23	0	12
Northern Illinois				DNP			
Ole Miss							
UNLV							
Missouri							
South Carolina							
Florida							
Kentucky							
East Tennessee State							
Tennessee							

Rushing	No.-Yards/TD	UGA	PUR	LSU	NIU	MISS	UNLV	MIZZ	SC	FLA	KY	ETSU	UT
Ke'Shawn Vaughn	69-398/4	15-74/0	17-56/1	20-130/2	17-138/1								
Keyon Brooks	10-68/1	DNP	3-7/0	5-0/0	2-61/1								
Justice Shelton-Mosley	2-27/0	1-23/0	-	-	1-4/0								
Ja'Veon Marlow	3-19/0	DNP	DNP	3-19/0	DNP								
Kalija Lipscomb	1-16/0	-	1-16/0	-	-								
Mitchell Pryor	2-11/0	2-11/0	-	-	DNP								
J. Wakefield	1-7/0	1-7/0	DNP	DNP	DNP								
Dashaun Jerkins	1-3/0	1-3/0	-	-	-								
Deuce Wallace	1-1/0	-	1-1/0	-	DNP								
TEAM	3--5/0	-	DNP	-	3--5/0								
Riley Neal	24--29/0	10--2/0	5--9/0	6--4/0	3--14/0								

Receiving	No.-Yards/TD	UGA	PUR	LSU	NIU	MISS	UNLV	MIZZ	SC	FLA	KY	ETSU	UT
Kalija Lipscomb	23-268/2	3-8/0	8-98/0	5-68/1	7-94/1								
Cam Johnson	13-163/1	2-14/0	3-31/1	2-54/0	6-64/0								
Chris Pierce	4-149/1	1-16/0	3-133/1	-	-								
Jared Pinkney	10-120/0	2-11/0	3-61/0	4-47/0	1-1/0								
Ke'Shawn Vaughn	12-75/0	3-24/0	4-22/0	2-21/0	3-8/0								
Justice Shelton-Mosley	9-59/0	1-5/0	4-32/0	2-11/0	2-11/0								
C.J. Bolar	6-42/0	2-13/0	2-16/0	1-7/0	1-6/0								
James Bostic	4-33/0	1-8/0	2-13/0	1-12/0	-								
Keyon Brooks	2-15/0	DNP	1-10/0	-	1-5/0								
Jamauri Wakefield	1-10/0	1-10/0	DNP	DNP	DNP								
Ben Bresnahan	2-9/0	-	-	2-9/0	-								
Jackson Winrow	1-4/0	-	1-4/0	DNP	DNP								

Punt Returns	No.-Yards	UGA	PUR	LSU	NIU	MISS	UNLV	MIZZ	SC	FLA	KY	ETSU	UT
Justice Shelton-Mosley	1-11	-	-	1-11	2-24								

Kick Returns	No.-Yards	UGA	PUR	LSU	NIU	MISS	UNLV	MIZZ	SC	FLA	KY	ETSU	UT
Justice Shelton-Mosley	3-40	-	1-20	-	2-20								
Jamauri Wakefield	2-35	2-35	DNP	DNP	DNP								

2019 Starters • Career Starts

Offense	WR	WR	WR	TE	QB	RB	LT	LG	C	RG	RT
Georgia	Lipscomb	Pierce	Bolar	Pinkney	Neal	Vaughn	Clemens	Bailey	Miller	Dawkins	Steen
Purdue	Lipscomb	Pierce	Bolar	Pinkney	Neal	Vaughn	Clemens	Bailey	Miller	Dawkins	Steen
LSU	Lipscomb	Pierce	Bolar	Pinkney	Neal	Vaughn	Stewart	Young	Miller	Clemens	Steen
Northern Illinois	Lipscomb	Pierce	Johnson	Pinkney	Neal	Vaughn	Cochran	Young	Miller	Clemens	Steen
Ole Miss											
UNLV											
Missouri											
South Carolina											
Florida											
Kentucky											
East Tennessee State											
Tennessee											

Defense	DE	DT	DT	OLB/NB	ILB	ILB	OLB	CB	S	S	CB
Georgia	Odeyingbo	Birchmeier	Tidd	Mintze	Afemui	Devault-Smith	Hebert	Watkins	Jerkins	Daley	Williams
Purdue	Odeyingbo	Birtchmeier	Tidd	George	Peart	Moore	Hebert	Watkins	Jerkins	Daley	Williams
LSU	Odeyingbo	Birtchmeier	Davis	George	Afemui	Hebert	Mintze	Watkins	Jerkins	Daley	Williams
Northern Illinois	Odeyingbo	Birchmeier	Davis	Mintze	Peart	Moore	Hebert	Anderson	Jerkins	Coppet	Haynie
Ole Miss											
UNLV											
Missouri											
South Carolina											
Florida											
Kentucky											
East Tennessee State											
Tennessee											

Games Started	2019	2018	2017	2016	Total	Streak
Jared Pinkney • TE	4	13	9	7	33	19
Kalija Lipscomb • WR	4	12	2	8	26	9
Devin Cochran • OL	1	13	10	-	24	1
Cole Clemens • OL	4	12	1	-	17	7
Saige Young • OL	2	5	8	-	15	2
Chris Pierce • WR	4	9	-	-	13	5
Ke'Shawn Vaughn • RB	4	8	-	-	12	8
CJ Bolar • WR	3	8	-	-	10	-
Cody Markel • TE	-	3	1	-	4	-
Grant Miller • OL	4	-	-	-	4	4
Tyler Steen • OL	4	-	-	-	4	4
Riley Neal • QB	4	-	-	-	4	4
Bryce Bailey • OL	2	1	-	-	3	-
Jamauri Wakefield • RB	-	2	-	-	2	-
Dan Dawkins • OL	2	-	-	-	2	-
Jonathan Stewart • OL	1	-	-	-	1	-
Cam Johnson • WR	1	-	-	-	1	1
Drew Birchmeier • DL	4	11	1	-	16	15
Dayo Odeyingbo • DL	4	10	-	-	14	5
Randall Haynie • CB	1	13	-	-	14	1
Dimitri Moore • DB	2	11	-	-	13	1
Tae Daley • S	3	8	-	-	11	-
Cameron Tidd • DL	2	2	3	-	7	-
Frank Coppet • S	1	6	-	-	7	1
Caleb Peart • OLB	2	3	2	-	7	2
Allan George • NB	2	3	-	-	5	-
Andre Mintze • OLB	3	1	-	-	4	2
Kenny Hebert • OLB	4	-	-	-	4	4
Dashaun Jerkins • S	4	-	-	-	4	4
Feleti Afemui • ILB	2	1	-	-	3	-
Cam Watkins • CB	3	-	-	-	3	-
Dontye Williams • S	3	-	-	-	3	-
Brayden DeVault-Smith • ILB	1	1	-	-	2	-
Daevion Davis • DL	2	-	-	-	2	2
B.J. Anderson • CB	1	-	-	-	1	1

2019 Statistics

Game-by-Game Team Comparisons (Vanderbilt/Opponent)

	Score	1st Downs	Rushing	Passing	Penalties	Rush Yards	Comp-Att-Int	Pass Yards	Plays-Total Yards	Return Yards	Turnovers
GEORGIA	6-30	17/25	10/17	3/6	4/2	30-116/40-323	16-32-0/15-23-0	109/156	62-225/63-479	47/102	1/1
Purdue	24-42	23/27	5/3	16/20	2/4	27-71/18-31	31-48-1/34-52-1	420/509	75-491/70-540	20/77	1/1
LSU	38-66	17/26	5/9	10/15	2/2	34-145/36-181	19-39-2/26-38-1	229/418	73-374/74-599	58/93	2/2
NORTHERN ILLINOIS	24-18	16/20	10/9	5/8	1/3	26-184/31-108	21-28-0/17-32-0	189/280	54-373/63-388	44/16	0/0
Totals	92-156	73/98	30/38	34/49	9/11	117-516/125-643	87-147-3/92-145-2	947/1363	264-1463/270-2006	169/288	4/4

	3rd Down	4th Down	Time Poss	TOP Margin	Yards/Rush	Yards/Pass	Yards/Play	Punting	Penalty Yards
GEORGIA	3-14/1-7	1-2/0-1	25:59/34:01	-8:02	3.9/8.1	3.4/6.8	3.6/7.6	7-47.1/2-54.0	10-63/10-115
Purdue	6-15/5-11	0-1/0-0	31:23/28:37	2:46	2.6/1.7	8.8/9.8	6.5/7.7	6-39.2/5-29.0	13-100/8-63
LSU	6-17/7-15	1-2/1-1	32:33/27:27	5:06	4.3/5.0	5.9/11.0	5.1/8.1	8-41.1/5-42.2	3-27/6-54
NORTHERN ILLINOIS	3-11/4-13	0-0/0-0	28:35/31:25	-2:50	7.1/3.5	6.8/8.8	6.9/6.2	6-46.7/8-38.1	9-97/9-74
Totals	18-57/17-46	2-5/1-2	118:30/121:30	-3:00	4.4/5.1	6.4/9.4	5.5/7.4	27-43.5/20-38.5	287/306

Team Game-by-Game Statistics

	-----RUSHING-----				-----RECEIVING-----				-----PASSING-----				-----KICK RET-----				-----PUNT RET-----				Total Offense
	No.	Yds	TD	Lg	No.	Yds	TD	Lg	Cmp-Att-Int	Yds	TD	Lg	No.	Yds	TD	Lg	No.	Yds	TD	Lg	
GEORGIA	30	116	0	23	16	109	0	16	16-32-0	109	0	16	2	35	0	18	0	0	0	0	225
at Purdue	27	71	1	23	31	420	2	75	31-48-1	420	2	75	1	20	0	20	0	0	0	0	491
LSU	34	145	2	52	19	229	1	36	19-39-2	229	1	36	0	0	0	0	1	11	0	11	374
NORTHERN ILLINOIS	26	184	2	61	21	189	1	38	21-28-0	189	1	38	2	20	0	20	2	24	0	22	373
Totals	117	516	5	61	87	947	4	75	87-147-3	947	4	75	5	75	0	20	3	35	0	22	1463
Opponent	125	643	6	46	92	1363	13	70	92-145-2	1363	13	70	8	182	0	46	12	88	1	27	2006

	--TACKLES--			--SACKS--		--FUMBLE--		--Pass Defense--		Blkd	-----PAT-----					
	Solo	Ast	Total	TFL-Yds	No-Yds	FF	FR-Yds	Int-Yds	QBH		Brk	Kick	Att-Mad	Run	Rcv	Saf
GEORGIA	36	40	76	2.0-4	0.0-0	2	1-12	0-0	4	3	0	0-0	0	0	0	6
at Purdue	39	18	57	6.0-14	0.0-0	0	0-0	1-0	1	5	0	1-1	0	1	0	24
LSU	36	40	76	6.0-29	2.0-20	0	1-0	1-47	2	2	0	5-5	0	0	38	
NORTHERN ILLINOIS	38	18	56	7.0-57	3.0-23	0	0-0	0-0	3	4	0	3-3	0	0	24	
Totals	149	116	265	21.0-104	5.0-43	2	2-12	2-47	10	14	0	9-9	0	1	92	
Opponent	142	100	242	23.0-113	10.0-74	2	1-0	3-18	9	18	1	19-19	0	1	156	

2019 Scoring Drives

Vanderbilt

Opponent	Plays	Yards	Time	Scoring Play
Georgia	12-73	5:36		Guay 26-yard field goal
	7-52	1:02		Guay 46-yard field goal
Purdue	6-78	3:24		Vaughn 1-yard run
	9-45	4:03		Guay 48-yard field goal
	5-44	1:38		Johnson 10-yard pass from Neal
	1-75	0:11		Pierce 75-yard pass from Neal
LSU	8-75	3:56		Vaughn 5-yard run
	11-52	3:37		Guay 41-yard field goal
	-	-		McAllister 0-yard fumble recovery
	3-75	1:23		Vaughn 52-yard run
	7-61	3:39		Lipscomb 18-yard pass from Neal
	-	-		Haynie 47-yard interception return
Northern Illinois	4-80	1:35		Brooks 61-yard run
	5-31	2:49		Vaughn 1-yard run
	4-75	1:49		Lipscomb 38-yard pass from Neal
	10-44	5:06		Rice 28-yard field goal

Opponent

Opponent	Plays	Yards	Time	Scoring Play
Georgia	8-75	3:59		Robertson 3-yard pass from Fromm
	10-89	5:34		Cook 18-yard run
	7-80	4:03		Herrien 1-yard run
	8-56	5:23		Blankenship 50-yard field goal
	5-20	2:21		Blankenship 37-yard field goal
	8-31	3:23		Blankenship 31-yard field goal
Purdue	7-71	2:35		Hopkins 12-yard pass from Sindelar
	4-50	1:55		Durham 2-yard pass from Sindelar
	6-77	1:47		Sparks 50-yard pass from Sindelar
	6-85	1:55		Hopkins 20-yard pass from Sindelar
	7-75	3:00		Moore 34-yard pass from Sindelar
	7-95	3:11		Sindelar 1-yard run
LSU	5-75	1:13		Jefferson 4-yard pass from Burrow
	1-64	0:11		Chase 64-yard pass from Burrow
	5-67	1:56		Ed. Helaire 9-yard run
	4-70	1:15		Chase 25-yard pass from Burrow
	6-50	1:41		York 25-yard field goal
	9-90	2:11		Chase 51-yard pass from Burrow
	1-1	0:04		McMath 6-yard pass from Burrow
	11-75	3:56		Chase 16-yard pass from Burrow
	-	-		Baskerville 0-yard blocked punt return
	5-36	2:06		Emery 6-yard run
Northern Illinois	5-52	2:02		Richardson 39-yard field goal
	8-83	3:34		Brinkman 38-yard pass from Bowers
	6-75	2:02		Jones 1-yard run

2019 Season Highs

Vanderbilt	
Individual	
Rushes	20 Ke'Shawn Vaughn vs LSU (Sep 21, 2019)
Yards Rushing	138 Ke'Shawn Vaughn vs Northern Illinois (Sep 28, 2019)
TD Rushes	2 Ke'Shawn Vaughn vs LSU (Sep 21, 2019)
Long Rush	61 Keyon Brooks vs Northern Illinois (Sep 28, 2019)
Pass attempts	35 Riley Neal at Purdue (Sep 07, 2019)
Pass completions	24 Riley Neal at Purdue (Sep 07, 2019)
Yards Passing	378 Riley Neal at Purdue (Sep 07, 2019)
TD Passes	2 Riley Neal at Purdue (Sep 07, 2019)
Long Pass	75 Riley Neal at Purdue (Sep 07, 2019)
Receptions	8 Kalija Lipscomb at Purdue (Sep 07, 2019)
Yards Receiving	133 Chris Pierce at Purdue (Sep 07, 2019)
TD Receptions	1 Cam Johnson at Purdue (Sep 07, 2019) Chris Pierce at Purdue (Sep 07, 2019) Kalija Lipscomb vs LSU (Sep 21, 2019) Kalija Lipscomb vs Northern Illinois (Sep 28, 2019)
Long Reception	75 Chris Pierce at Purdue (Sep 07, 2019)
Field Goals	2 Ryley Guay vs Georgia (Aug 31, 2019)
Long Field Goal	48 Ryley Guay at Purdue (Sep 07, 2019)
Punts	7 Harrison Smith vs Georgia (Aug 31, 2019) Harrison Smith vs LSU (Sep 21, 2019)
Punting Avg	47.1 Harrison Smith vs Georgia (Aug 31, 2019)
Long Punt	66 Harrison Smith vs LSU (Sep 21, 2019)
Punts inside 20	4 Harrison Smith vs Northern Illinois (Sep 28, 2019)
Long Punt Return	22 J SheltonMosley vs Northern Illinois (Sep 28, 2019)
Long Kickoff Return	20 J SheltonMosley at Purdue (Sep 07, 2019) J SheltonMosley vs Northern Illinois (Sep 28, 2019)
Tackles	14 Dashaun Jerkins vs Georgia (Aug 31, 2019)
Sacks	2.0 E. McAllister vs Northern Illinois (Sep 28, 2019)
Tackles For Loss	2.0 Dayo Odeyingbo at Purdue (Sep 07, 2019) Michael Owusu at Purdue (Sep 07, 2019) Dimitri Moore vs Northern Illinois (Sep 28, 2019) E. McAllister vs Northern Illinois (Sep 28, 2019)
Interceptions	1 Tae Daley at Purdue (Sep 07, 2019) Randall Haynie vs LSU (Sep 21, 2019)
Team	
Rushes	34 vs LSU (Sep 21, 2019)
Yards Rushing	184 vs Northern Illinois (Sep 28, 2019)
Yards Per Rush	7.1 vs Northern Illinois (Sep 28, 2019)
TD Rushes	2 vs LSU (Sep 21, 2019)
Pass attempts	48 vs Northern Illinois (Sep 28, 2019)
Pass completions	31 at Purdue (Sep 07, 2019)
Yards Passing	420 at Purdue (Sep 07, 2019)
Yards Per Pass	8.8 at Purdue (Sep 07, 2019)
TD Passes	2 at Purdue (Sep 07, 2019)
Total Plays	75 at Purdue (Sep 07, 2019)
Total Offense	491 at Purdue (Sep 07, 2019)
Yards Per Play	6.9 vs Northern Illinois (Sep 28, 2019)
Points	38 vs LSU (Sep 21, 2019)
Sacks By	3 vs Northern Illinois (Sep 28, 2019)
First Downs	23 at Purdue (Sep 07, 2019)
Penalties	13 at Purdue (Sep 07, 2019)
Penalty Yards	100 at Purdue (Sep 07, 2019)
Turnovers	2 vs LSU (Sep 21, 2019)
Interceptions By	1 at Purdue (Sep 07, 2019) vs LSU (Sep 21, 2019)
Punts	8 vs LSU (Sep 21, 2019)
Punting Avg	47.1 vs Georgia (Aug 31, 2019)
Long Punt	66 vs LSU (Sep 21, 2019)
Punts inside 20	4 vs Northern Illinois (Sep 28, 2019)
Long Punt Return	22 vs Northern Illinois (Sep 28, 2019)
Longest Plays	
Rush	61 Keyon Brooks, vs. Northern Illinois (Sep 28, 2019)
Pass	75 Riley Neal to Chris Pierce, at Purdue (Sep 7, 2019)
Field Goal	48 Ryley Guay, at Purdue (Sep 7, 2019)
Punt	66 Harrison Smith, vs. LSU (Sep 21, 2019)
Punt Return	22 Justice Shelton-Mosley, vs. Northern Illinois (Sep 28, 2019)
Kickoff Return	20 Justice Shelton Mosley, vs. Northern Illinois (Sep 28, 2019)
Interception Return	47 Randall Haynie, vs. LSU (Sep 21, 2019)

Opponent	
Individual	
Rushes	16 D'Andre Swift, vs Georgia (Aug 31, 2019)
Yards Rushing	147 D'Andre Swift, vs Georgia (Aug 31, 2019)
TD Rushes	1 James Cook, vs Georgia (Aug 31, 2019) Brian Herrien, vs Georgia (Aug 31, 2019) Elijah Sindelar, at Purdue (Sep 07, 2019) C. Ed.-Helair, vs LSU (Sep 21, 2019) John Emery, vs LSU (Sep 21, 2019)
Long Rush	46 JONES, Marcus, vs Northern Illinois (Sep 28, 2019) C. Ed.-Helair, vs LSU (Sep 21, 2019)
Pass attempts	52 Elijah Sindelar, at Purdue (Sep 07, 2019)
Pass completions	34 Elijah Sindelar, at Purdue (Sep 07, 2019)
Yards Passing	509 Elijah Sindelar, at Purdue (Sep 07, 2019)
TD Passes	6 Joe Burrow, vs LSU (Sep 21, 2019)
Long Pass	70 Elijah Sindelar, at Purdue (Sep 07, 2019)
Receptions	13 Rondale Moore, at Purdue (Sep 07, 2019)
Yards Receiving	229 Ja'Marr Chase, vs LSU (Sep 21, 2019)
TD Receptions	4 Ja'Marr Chase, vs LSU (Sep 21, 2019)
Long Reception	70 Rondale Moore, at Purdue (Sep 07, 2019)
Field Goals	3 R. Blankenship, vs Georgia (Aug 31, 2019)
Long Field Goal	50 R. Blankenship, vs Georgia (Aug 31, 2019)
Punts	7 FERENCE, Matt, vs Northern Illinois (Sep 28, 2019)
Punting Avg	54.0 Jake Camarda, vs Georgia (Aug 31, 2019)
Long Punt	65 Jake Camarda, vs Georgia (Aug 31, 2019)
Punts inside 20	2 Z.Von Rosenberg, vs LSU (Sep 21, 2019) FERENCE, Matt, vs Northern Illinois (Sep 28, 2019)
Long Punt Return	27 Tyler Simmons, vs Georgia (Aug 31, 2019)
Long Kickoff Return	46 M. Baskerville, vs LSU (Sep 21, 2019)
Tackles	11 Ben Holt, at Purdue (Sep 07, 2019)
Sacks	1.5 Damone Clark, vs LSU (Sep 21, 2019)
Tackles For Loss	3.0 Jacob Phillips, vs LSU (Sep 21, 2019)
Interceptions	1 Dedrick Mackey, at Purdue (Sep 07, 2019) JaCoby Stevens, vs LSU (Sep 21, 2019) Derek Stingley, vs LSU (Sep 21, 2019)
Team	
Rushes	40 vs Georgia (Aug 31, 2019)
Yards Rushing	323 vs Georgia (Aug 31, 2019)
Yards Per Rush	8.1 vs Georgia (Aug 31, 2019)
TD Rushes	2 vs Georgia (Aug 31, 2019) vs LSU (Sep 21, 2019)
Pass attempts	52 at Purdue (Sep 07, 2019)
Pass completions	34 at Purdue (Sep 07, 2019)
Yards Passing	509 at Purdue (Sep 07, 2019)
Yards Per Pass	11.0 vs LSU (Sep 21, 2019)
TD Passes	6 vs LSU (Sep 21, 2019)
Total Plays	74 vs LSU (Sep 21, 2019)
Total Offense	599 vs LSU (Sep 21, 2019)
Yards Per Play	8.1 vs LSU (Sep 21, 2019)
Points	66 vs LSU (Sep 21, 2019)
Sacks By	3 at Purdue (Sep 07, 2019) vs LSU (Sep 21, 2019)
First Downs	27 at Purdue (Sep 07, 2019)
Penalties	10 vs Georgia (Aug 31, 2019)
Penalty Yards	115 vs Georgia (Aug 31, 2019)
Turnovers	2 vs LSU (Sep 21, 2019)
Interceptions By	2 vs LSU (Sep 21, 2019)
Punts	8 vs Northern Illinois (Sep 28, 2019)
Punting Avg	54.0 vs Georgia (Aug 31, 2019)
Long Punt	65 vs Georgia (Aug 31, 2019)
Punts inside 20	3 vs Northern Illinois (Sep 28, 2019)
Long Punt Return	27 vs Georgia (Aug 31, 2019)
Longest Plays	
Rush	46 C. Ed.-Helair, LSU (Sep 21, 2019)
Pass	70 Elijah Sindelar to Rondale Moore, Purdue (Sep 7, 2019)
Field Goal	50 Rodrigo Blankenship, Georgia (Aug 31, 2019)
Punt	65 Jake Camarda, Georgia (Aug 31, 2019)
Punt Return	27 Tyler Simmons, Georgia (Aug 31, 2019)
Kickoff Return	46 M. Baskerville, LSU (Sep 21, 2019)
Interception Return	18 Dedrick Mackey, Purdue (Sep 7, 2019)

2019 Game Recaps

Vanderbilt vs. Georgia Aug. 31 • Nashville, Tennessee

Score by Quarters	1	2	3	4	Final
Georgia (1-0)	14	7	3	6	30
Vanderbilt (0-1)	0	6	0	0	6

Qtr	Time	Team - Scoring Play	Plays	Yards	TOP
1st	11:01	UGA - D. Robertson 3 yd pass from Jake Fromm	8-75		3:59
	0:56	UGA - James Cook 18 yd run	10-89		5:34
2nd	8:01	UGA - Brian Herrien 1 yd run	7-80		4:03
	2:25	VANDY - Ryley Guay 26 yd field goal	12-73		5:36
	0:04	VANDY - Ryley Guay 46 yd field goal	7-52		1:02
3rd	7:48	UGA - R. Blankenship 50 yd field goal	8-56		5:23
4th	7:20	UGA - R. Blankenship 37 yd field goal	5-20		2:21
	2:13	UGA - R. Blankenship 31 yd field goal	8-31		3:23

	Georgia	Vanderbilt
FIRST DOWNS	25	17
RUSHES-YARDS (NET)	40-325	30-116
PASSING YDS (NET)	156	109
Passes Att-Comp-Int	23-15-0	32-16-0
TOTAL OFFENSE PLAYS-YARDS	63-481	62-225
Fumble Returns-Yards	0-0	1-12
Punt Returns-Yards	4-61	0-0
Kickoff Returns-Yards	2-41	2-35
Interception Returns-Yards	0-0	0-0
Punts (Number-Avg)	2-54.0	7-47.1
Fumbles-Lost	2-1	1-1
Penalties-Yards	10-117	10-63
Possession Time	34:01	25:59
Third-Down Conversions	1 of 7	3 of 14
Fourth-Down Conversions	0 of 1	1 of 2
Red-Zone Scores-Chances	5-6	1-2
Sacks By: Number-Yards	2-22	0-0

RUSHING: Georgia-D'Andre Swift 16-149; Brian Herrien 12-65; Zamir White 5-51; D. Robertson 2-29; James Cook 2-22; Tyler Simmons 2-10; TEAM 1-minus 1. Vanderbilt-Ke'Shawn Vaughn 15-74; J SheltonMosley 1-23; Mitchell Pryor 2-11; J. Wakefield 1-7; Dashaun Jerkins 1-3; Riley Neal 10-minus 2.

PASSING: Georgia-Jake Fromm 15-23-0-156. Vanderbilt-Riley Neal 14-25-0-85; Deuce Wallace 2-6-0-24; Cam Johnson 0-1-0-0.

RECEIVING: Georgia-D. Robertson 3-23; Lawrence Cager 2-41; Kearis Jackson 2-31; Matt Landers 2-26; James Cook 2-13; Charlie Woerner 2-7; Eli Wolf 1-11; Brian Herrien 1-4. Vanderbilt-Ke'Shawn Vaughn 3-24; Kalija Lipscomb 3-8; Cam Johnson 2-14; C.J. Bolar 2-13; Jared Pinkney 2-11; Chris Pierce 1-16; J. Wakefield 1-10; James Bostic 1-8; J SheltonMosley 1-5.

TACKLES (UA-A): Georgia-Monty Rice 4-3; Mark Webb 4-3; Azeez Ojulari 2-4; Quay Walker 3-1; R. LeCounte 2-2; Eric Stokes 3-0; Tae Crowder 2-1; J.R. Reed 1-2; Devonte Wyatt 1-2; Travon Walker 1-1; Divaad Wilson 1-1; Jordan Davis 1-1; Tyler Clark 0-2; David Marshall 0-2; C. Smith 1-0; Nate McBride 1-0; Charlie Woerner 1-0; DJ Daniel 1-0; T. Stevenson 1-0; Michael Barnett 1-0; Nolan Smith 1-0; TEAM 1-0; Tyson Campbell 0-1; Justin Young 0-1; C. Tindall 0-1. Vanderbilt-Dashaun Jerkins 10-4; Feleti Afemui 2-6; Tae Daley 3-4; Kenny Hebert 3-2; Dontye Williams 3-2; B.DeVault-Smith 2-3; Brendon Harris 2-3; Cam Watkins 3-1; Dayo Odeyingbo 1-3; Jaylen Mahoney 1-2; Allan George 2-0; Dimitri Moore 1-1; Max Worship 1-1; Daevion Davis 0-2; Elijah Hamilton 1-0; Andre Mintze 1-0; Randall Haynie 0-1; E. McAllister 0-1; Drew Birchmeier 0-1; L. Paulino-Bell 0-1; Michael Owusu 0-1; Salua Masina 0-1.

Vanderbilt Drops Opener

NASHVILLE, Tenn. - Vanderbilt could not slow down Georgia's ground game in the Commodores' season opener, as the third-ranked Bulldogs opened the season with a 30-6 win.

Vanderbilt debuted a new starting quarterback in Riley Neal along with new offensive coordinator Gerry Gdowski. The Commodores also had Ke'Shawn Vaughn, the SEC's top returning rusher who ran for 1,244 yards last season, and the league's top returning receiver in Kalija Lipscomb.

But the Commodores were without three starters, including two on the offensive line with both left tackle Devin Cochran and left guard Saige Young out with injuries. That left Neal with little time to throw against a Georgia defense that returned seven starters on a unit that was 15th nationally giving up just 19.2 points a game last season.

Neal finished 15 of 25 for 85 yards before being replaced by Deuce Wallace for the final possession. Vaughn was held to 74 yards on 15 carries.

Vanderbilt managed a pair of field goals by Ryley Guay of 26 and 46 yards.

D'Andre Swift ran 16 times for 149 yards, and Brian Herrien added 65 and a touchdown run as the Bulldogs rolled up 326 yards rushing. Georgia finished with a 481-225 edge in total offense, and the Bulldogs also had two sacks and recovered a fumble.

2019 Game Recaps

Vanderbilt at Purdue Sept. 7 • West Lafayette, Ind.

Score by Quarters	1	2	3	4	Final
Vanderbilt (0-2)	7	3	0	14	24
Purdue (1-1)	7	7	14	14	42

Qtr	Time	Team - Scoring Play	Plays-Yards	TOP
1st	6:32	VANDY - Ke'Shawn Vaughn 1 yd run	6-68	3:24
	3:57	PUR - Brycen Hopkins 12 yd pass from Elijah Sindelar	7-71	2:35
2nd	4:56	PUR - Payne Durham 2 yd pass from Elijah Sindelar	4-50	1:55
	0:53	VANDY - Ryley Guay 48 yd field goal	9-45	4:03
3rd	13:13	PUR - Jared Sparks 50 yd pass from Elijah Sindelar	6-77	1:47
	5:06	PUR - Brycen Hopkins 20 yd pass from Elijah Sindelar	6-85	1:55
4th	12:27	VANDY - Cam Johnson 10 yd pass from Riley Neal	5-44	1:38
	9:27	PUR - Rondale Moore 34 yd pass from Elijah Sindelar	7-75	3:00
	9:16	VANDY - Chris Pierce 75 yd pass from Riley Neal	1-75	0:11
	6:05	PUR - Elijah Sindelar 1 yd run	7-95	3:11

	Vanderbilt	Purdue
FIRST DOWNS	23	27
RUSHES-YARDS (NET)	27-71	18-31
PASSING YDS (NET)	420	509
Passes Att-Comp-Int	48-31-1	52-34-1
TOTAL OFFENSE PLAYS-YARDS	75-491	70-540
Fumble Returns-Yards	0-0	0-0
Punt Returns-Yards	0-0	2-8
Kickoff Returns-Yards	1-20	3-51
Interception Returns-Yards	1-0	1-18
Punts (Number-Avg)	6-39.2	5-29.0
Fumbles-Lost	1-0	0-0
Penalties-Yards	13-100	8-63
Possession Time	31:23	28:37
Third-Down Conversions	6 of 15	5 of 11
Fourth-Down Conversions	0 of 1	0 of 0
Red-Zone Scores-Chances	2-4	4-5
Sacks By: Number-Yards	0-0	3-13

RUSHING: Vanderbilt-Ke'Shawn Vaughn 17-56; Kalija Lipscomb 1-16; Keyon Brooks 3-7; Deuce Wallace 1-1; Riley Neal 5-minus 9. Purdue-Zander Horvath 8-15; Elijah Sindelar 4-10; King Doerue 5-9; TEAM 1-minus 3.

PASSING: Vanderbilt-Riley Neal 24-35-1-378; Deuce Wallace 7-13-0-42. Purdue-Elijah Sindelar 34-52-1-509.

RECEIVING: Vanderbilt-Kalija Lipscomb 8-98; J SheltonMosley 4-32; Ke'Shawn Vaughn 4-22; Chris Pierce 3-133; Jared Pinkney 3-61; Cam Johnson 3-31; C.J. Bolar 2-16; James Bostic 2-13; Keyon Brooks 1-10; Jackson Winrow 1-4. Purdue-Rondale Moore 13-220; David Bell 4-82; Amad Anderson 4-44; Brycen Hopkins 3-41; Zander Horvath 3-13; Jared Sparks 2-65; Payne Durham 2-28; Jackson Anthrop 2-9; Milton Wright 1-7.

INTERCEPTIONS: Vanderbilt-Tae Daley 1-0. Purdue-Dedrick Mackey 1-18.

FUMBLES: Vanderbilt-Kalija Lipscomb 1-0. Purdue-None.

SACKS (UA-A): Vanderbilt-None. Purdue-Anthony Watts 1-0; Markus Bailey 1-0; Derrick Barnes 1-0.

TACKLES (UA-A): Vanderbilt-Dashaun Jerkins 4-3; Caleb Peart 4-2; Kenny Hebert 4-1; Allan George 4-0; Randall Haynie 2-2; Dimitri Moore 3-0; Tae Daley 2-1; Dayo Odeyingbo 2-1; Michael Owusu 2-1; Dontye Williams 2-1; L. Paulino-Bell 2-0; Drew Birchmeier 1-1; Salua Masina 1-1; Brendon Harris 1-1; Max Worship 1-1; Daevion Davis 1-0; J SheltonMosley 1-0; Chris Pierce 1-0; Andre Mintze 1-0; Elijah Hamilton 0-1; Cameron Tidd 0-1. Purdue-Ben Holt 6-5; Dedrick Mackey 7-2; Kenneth Major 6-0; Anthony Watts 4-1; Cornel Jones 3-1; Karlaftis 3-1; Markus Bailey 3-1; Derrick Barnes 3-1; Kai Higgins 2-1; Simeon Smiley 1-1; Navon Mosley 1-1; Jalen Graham 1-1; Cam Allen 1-0; L. Johnson 1-0; Jackson Anthrop 1-0; Marvin Grant 1-0; Zander Horvath 1-0; B. Thineneman 0-1; Jack Sullivan 0-1.

Commodores Drop Big Ten Battle

WEST LAFAYETTE, Ind. - Vanderbilt's late fourth-quarter touchdowns weren't enough in a loss to Purdue, 42-24, at Ross-Ade Stadium.

Vanderbilt quarterback Riley Neal set up the game's opening score in the first quarter with a 49-yard pass to Kalija Lipscomb, putting the ball on the Purdue 4. Ke'Shawn Vaughn scored on a 1-yard touchdown.

The Commodores were outscored, 28-14, in the second half. The Boilermakers scored quickly after taking the second-half kickoff to take a 21-10 edge.

Sindelar's 20-yard touchdown pass to Brycen Hopkins, from Nashville, pushed the lead to 28-10. The play was set up after a 15-yard penalty for helmet targeting by Vanderbilt cornerback Randall Haynie, who was disqualified.

Vanderbilt closed the deficit to 28-16 on Neal's 10-yard touchdown pass to Cam Johnson early in the fourth quarter.

Moore's 34-yard touchdown grab gave Purdue a 35-16 lead.

Vandy's final score came on Neal's 75-yard touchdown pass to Chris Pierce and a two-point conversion, closing the deficit to 35-24.

Vanderbilt's Ryley Guay stayed perfect to start 2019 with a 48-yard field goal with 53 seconds left in the first half.

Neal threw for 378 yards for two touchdowns as the Commodores had an improved offensive effort from its opening 30-6 loss to Georgia.

Purdue had just seven yards on nine carries until the final play of third quarter.

2019 Game Recaps

Vanderbilt vs. LSU Sept. 21 • Nashville, Tennessee

Score by Quarters	1	2	3	4	Final
LSU (4-0, 1-0)	28	10	21	7	66
Vanderbilt (0-3, 0-2)	7	10	14	7	38

Qtr	Time	Team - Scoring Play	Plays-Yards	TOP
1st	11:04	VANDY - Ke'Shawn Vaughn 5 yd run	8-75	3:56
	9:51	LSU - Just. Jefferson 4 yd pass from Joe Burrow	5-75	1:13
	8:38	LSU - Ja'Marr Chase 64 yd pass from Joe Burrow	1-64	0:11
	4:58	LSU - C. Ed.-Helaire 9 yd run	5-67	1:56
2nd	0:51	LSU - Ja'Marr Chase 25 yd pass from Joe Burrow	4-70	1:15
	12:14	VANDY - Ryley Guay 41 yd field goal	11-52	3:37
	5:55	LSU - Cade York 25 yd field goal	6-50	1:41
	1:56	LSU - Ja'Marr Chase 51 yd pass from Joe Burrow	9-90	2:11
3rd	0:49	VANDY - E. McAllister 0 yd fumble recovery	--	--
	14:48	LSU - Racey McMath 6 yd pass from Joe Burrow	1-1	0:04
	13:25	VANDY - Ke'Shawn Vaughn 52 yd run (Ryley Guay kick)	3-75	1:23
	9:29	LSU - Ja'Marr Chase 16 yd pass from Joe Burrow	11-75	3:56
4th	7:22	LSU - M. Baskerville 0 yd blocked punt return	--	--
	1:06	VANDY - Kalija Lipscomb 18 yd pass from Riley Neal	7-61	3:39
	9:37	LSU - John Emery 6 yd run	5-36	2:06
	1:51	VANDY - Randall Haynie 47 yd interception return	--	--

	LSU	Vanderbilt
FIRST DOWNS	26	17
RUSHES-YARDS (NET)	36-181	34-145
PASSING YDS (NET)	418	229
Passes Att-Comp-Int	38-26-1	39-19-2
TOTAL OFFENSE PLAYS-YARDS	74-599	73-374
Fumble Returns-Yards	0-0	0-0
Punt Returns-Yards	4-25	1-11
Kickoff Returns-Yards	2-68	0-0
Interception Returns-Yards	2-0	1-47
Punts (Number-Avg)	5-42.2	8-41.1
Fumbles-Lost	1-1	0-0
Penalties-Yards	6-54	3-27
Possession Time	27:27	32:33
Third-Down Conversions	7 of 15	6 of 17
Fourth-Down Conversions	1 of 1	1 of 2
Red-Zone Scores-Chances	6-6	3-3
Sacks By: Number-Yards	3-23	2-20

RUSHING: LSU-C. Ed.-Helaire 14-106; John Emery 9-51; Ty Davis-Price 4-19; Myles Brennan 2-14; Chris Curry 3-7; Derek Stingley 1-3; La. Fournette 1-1; Joe Burrow 2-minus 20. Vanderbilt-Ke'Shawn Vaughn 20-130; Ja'Veon Marlow 3-19; Keyon Brooks 5-0; Riley Neal 6-minus 4.

PASSING: LSU-Joe Burrow 25-34-0-398; Myles Brennan 1-4-1-20. Vanderbilt-Riley Neal 15-31-1-206; Deuce Wallace 4-8-1-23.

RECEIVING: LSU-Ja'Marr Chase 10-229; Racey McMath 5-48; T. Marshall 4-75; Steph. Sullivan 3-48; Just. Jefferson 2-18; C. Ed.-Helaire 1-1; Ty Davis-Price 1-minus 1. Vanderbilt-Kalija Lipscomb 5-68; Jared Pinkney 4-47; Cam Johnson 2-54; Ke'Shawn Vaughn 2-21; J SheltonMosley 2-11; Ben Bresnahan 2-9; James Bostic 1-12; C.J. Bolar 1-7.

INTERCEPTIONS: LSU-JaCoby Stevens 1-0; Derek Stingley 1-0. Vanderbilt-Randall Haynie 1-47.

FUMBLES: LSU-C. Ed.-Helaire 1-1. Vanderbilt-None.

SACKS (UA-A): LSU-Damone Clark 1-1; Breiden Fehoko 0-1; Justin Thomas 1-0. Vanderbilt-Jaylen Mahoney 1-0; Kenny Hebert 1-0.

TACKLES (UA-A): LSU-Jacob Phillips 6-4; Grant Delpit 4-2; Derek Stingley 5-0; Kristian Fulton 4-1; JaCoby Stevens 1-4; Neil Farrell 2-2; Damone Clark 2-2; Tyler Shelvin 2-2; Breiden Fehoko 2-2; Kary Vincent 1-1; Andre Anthony 1-1; Justin Thomas 1-1; Cordale Flott 1-1; Patrick Queen 0-2; Joseph Evans 0-2; M. Baskerville 1-0; Cameron Lewis 1-0; La. Fournette 1-0; M. Divinity 0-1. Vanderbilt-Dimitri Moore 4-5; Brendon Harris 5-3; BJ Anderson 4-3; Allan George 2-4; Dontye Williams 3-1; Max Worship 3-1; Dashaun Jerkins 1-3; Kenny Hebert 1-2; Andre Mintze 1-2; Tae Daley 0-3; Caleb Peart 0-3; Randall Haynie 2-0; Dayo Odeyingbo 2-0; Cam Watkins 2-0; B.Devault-Smith 1-1; E. McAllister 1-1; Feleti Afemui 1-1; L. Paulino-Bell 0-2; Justin Harris 1-0; R. Reitmaier 1-0; Jaylen Mahoney 1-0; Michael Owusu 0-1; Frank Coppet 0-1; Cameron Tidd 0-1; Ryley Guay 0-1; Brandon Maddox 0-1.

Commodores Stumble Against LSU

NASHVILLE, Tenn. - Vanderbilt's Ke'Shawn Vaughn ran for 130 yards and two touchdowns but Vanderbilt could not slow No. 4 LSU, falling 66-38, in its second Southeastern Conference game at Vanderbilt Stadium.

Vanderbilt (0-3, 0-2) scored on its opening drive for the first time this season, but couldn't stop the high-powered offense of LSU (4-0, 1-0).

Vaughn moved into a tie for eighth place in Commodore history with 15 rushing touchdowns. He is tied with Khari Blasingame (2016-18) and Jeff Jennings (2004-08). Vaughn also eclipsed the 100-yard mark for the first time this season and sixth at Vanderbilt.

The Commodores scored their most points this season while adding at least one touchdown in every quarter. Kalija Lipscomb hauled in his 20th career touchdown reception, moving into a tie for third with Earl Bennett (2005-07) and Chuck Scott (1981-84) in Commodore history.

Lipscomb also surpassed 2,000 yards receiving for his Vanderbilt career after hauling in five catches for 68 yards.

Vanderbilt's defense forced two turnovers, both which resulted in points. The Commodores recovered a fumble at the end of the second quarter in the end zone for a touchdown and returned an interception for six points in the second half.

Vanderbilt kicker Ryley Guay stayed perfect on the season after converting a 41-yard field goal in the first half for his fourth field goal this season.

The Tigers came in second in the SEC defending the run, giving up just 80.3 yards a game. They gave up a 41-yarder to Vaughn on Vandy's first offensive play, and he broke loose for a 52-yard touchdown run in the third quarter — the longest run this season for the SEC's top returning rusher. Vaughn finished with 20 carries for 130 yards.

The Commodores came in as the only FBS team without a sack this season. Jaylen Mahoney sacked Joe Burrow early in the second quarter. Kenny Hebert also got a sack, and Elijah McAllister recovered an Edwards-Helaire fumble for a touchdown in the final minute of the first half.

2019 Game Recaps

Vanderbilt vs. Northern Illinois Sept. 28 • Nashville, Tennessee

Score by Quarters	1	2	3	4	Final
Northern Illinois (1-3)	0	0	10	8	18
Vanderbilt (1-3)	14	0	7	3	24

Qtr	Time	Team - Scoring Play	Plays-Yards	TOP
1st	13:25	VANDY - Keyon Brooks 61 yd run	4-80	1:35
	8:57	VANDY - Ke'Shawn Vaughn 1 yd run	5-31	2:49
3rd	12:51	NIU - RICHARDSON, Joh 39 yd field goal	5-52	2:02
	7:01	NIU - BRINKMAN, Mitch 38 yd pass from BOWERS, Ross	8-83	3:34
	5:12	VANDY - Kalija Lipscomb 38 yd pass from Riley Neal	4-75	1:49
4th	13:46	VANDY - Javan Rice 28 yd field goal	10-44	5:06
	11:44	NIU - JONES, Marcus 1 yd run	6-75	2:02

	Northern Illinois	Vanderbilt
FIRST DOWNS	20	16
RUSHES-YARDS (NET)	31-108	26-184
PASSING YDS (NET)	280	189
Passes Att-Comp-Int	32-17-0	28-21-0
TOTAL OFFENSE PLAYS-YARDS	63-388	54-373
Fumble Returns-Yards	0-0	0-0
Punt Returns-Yards	2--6	2-24
Kickoff Returns-Yards	1-22	2-20
Interception Returns-Yards	0-0	0-0
Punts (Number-Avg)	8-38.1	6-46.7
Fumbles-Lost	1-0	1-0
Penalties-Yards	9-74	9-97
Possession Time	31:25	28:35
Third-Down Conversions	4 of 13	3 of 11
Fourth-Down Conversions	0 of 0	0 of 0
Red-Zone Scores-Chances	1-1	2-2
Sacks By: Number-Yards	2-16	3-23

RUSHING: Northern Illinois-NETTLES, Jordan 10-64; HARBISON, Tre 13-62; RICHIE, Tyrice 2-18; JONES, Marcus 2-minus 4; BOWERS, Ross 4-minus 32.
Vanderbilt-Ke'Shawn Vaughn 17-138; Keyon Brooks 2-61; J SheltonMosley 1-4; TEAM 3-minus 5; Riley Neal 3-minus 14.

PASSING: Northern Illinois-BOWERS, Ross 17-32-0-280. Vanderbilt-Riley Neal 21-28-0-189.

RECEIVING: Northern Illinois-TEARS, Spencer 3-100; CRAWFORD, Danie 3-36; JONES, Marcus 3-34; BRINKMAN, Mitch 2-45; TUCKER, Cole 2-43; RICHIE, Tyrice 1-18; GAY, Rayshawn 1-10; HARBISON, Tre 1-1; NETTLES, Jordan 1-minus 7. Vanderbilt-Kalija Lipscomb 7-94; Cam Johnson 6-64; Ke'Shawn Vaughn 3-8; J SheltonMosley 2-11; C.J. Bolar 1-6; Keyon Brooks 1-5; Jared Pinkney 1-1.

INTERCEPTIONS: Northern Illinois-None. Vanderbilt-None.

FUMBLES: Northern Illinois-BOWERS, Ross 1-0. Vanderbilt-Ke'Shawn Vaughn 1-0.

SACKS (UA-A): Northern Illinois-MATTOX, Cam 1-0; KELLY, Marcus 1-0. Vanderbilt-E. McAllister 2-0; Brandon Maddox 1-0.

TACKLES (UA-A): Northern Illinois-WILLIAMS, Mykel 3-5; MCKIE, Jalen 5-2; JONES-DAVIS, A 4-2; WALKER, Antwain 3-3; LABUS, Vinny 4-1; FOSTER, Traysho 1-4; HEFLIN, Jack 1-3; COLE, Jordan 1-2; KELLY, Marcus 2-0; MATTOX, Cam 1-1; HANEY, Devin 1-0; FERENCE, Matt 1-0; KENNEDY, Michae 1-0; STARKS, Jeron 1-0; HARMAN, Nathan 0-1; KRAMER, Weston 0-1; LORBECK, Matt 0-1. Vanderbilt-Brendon Harris 5-2; Dimitri Moore 4-3; Randall Haynie 4-1; Caleb Peart 1-4; BJ Anderson 4-0; Kenny Hebert 3-0; Cameron Tidd 2-1; Dashaun Jerkins 2-1; J SheltonMosley 2-0; E. McAllister 2-0; B.DeVault-Smith 2-0; Daevion Davis 1-1; Cam Watkins 1-1; Drew Birchmeier 1-1; Frank Coppet 1-0; Elijah Hamilton 1-0; Brandon Maddox 1-0; Andre Mintze 1-0; Dayo Odeyingbo 0-1; Allan George 0-1; L. Paulino-Bell 0-1.

Dores Handle Northern Illinois

NASHVILLE, Tenn. - Ke'Shawn Vaughn rushed for 138 yards and one touchdown, Riley Neal threw for 189 yards and a touchdown and Vanderbilt defeated Northern Illinois, 24-18.

The victory was the first of the season for the Commodores (1-3), who dropped their first three games to Power Five teams, two of which came against top-five ranked opponents in No. 3 Georgia and No. 4 LSU.

Vanderbilt's Keyon Brooks and Vaughn scored rushing touchdowns on the first two Vanderbilt drives of the game.

On Vanderbilt's opening drive, Brooks broke loose for a 61-yard touchdown run, the freshman's first of the season. He had only one more carry of the game. Entering the game, Brooks had just eight carries for a total of seven yards in two games this season.

The Huskies pulled to within four in the third quarter after posting points on their first two drives of the second half. John Richardson kicked a 39-yard field goal to get Northern Illinois on the scoreboard, and then Mitchell Brinkman had a 38-yard touchdown reception. But Vanderbilt answered right back 1:49 later when Neal found Kalija Lipscomb with a 38-yard touchdown pass.

Vanderbilt improved its record to 8-2 against Mid-American Conference opponents, including 4-0 against Northern Illinois.

Early in the fourth, the Huskies cut the deficit to six following a one-yard touchdown run by Marcus Jones and a two-point conversion reception by Brinkman, but the Commodore defense denied the Huskies on their final drive, and the Vanderbilt offense was able to run out the remaining three minutes to seal the victory.

The Commodores allowed the Huskies to convert just four of 13 third down opportunities in the game.

Season-by-Season Records • Head Coach Records

Season	W	L	T	Head Coach	1958	5	2	3	Art Guepe	Head Coach	Seasons	W	L	T
1890	1	0	--	Elliott H. Jones	1959	5	3	2	Art Guepe	Elliott H. Jones	1890-92	8	5	--
1891	3	1	--	Elliott H. Jones	1960	3	7	--	Art Guepe	W.J. Keller	1893	6	1	--
1892	4	4	--	Elliott H. Jones	1961	2	8	--	Art Guepe	Henry Thornton	1894	7	1	--
1893	6	1	--	W.J. Keller	1962	1	9	--	Art Guepe	C.L. Upton	1895	5	3	1
1894	7	1	--	Henry Thornton	1963	1	7	2	Jack Green	R.G. Acton	1896-98	10	7	3
1895	5	3	1	C.L. Upton	1964	3	6	1	Jack Green	J.L. Crane	1899-1900	11	6	1
1896	3	2	2	R.G. Acton	1965	2	7	1	Jack Green	W.H. Watkins	1901-02	14	2	1
1897	6	0	1	R.G. Acton	1966	1	9	--	Jack Green	J.H. Henry	1903	6	1	--
1898	1	5	--	R.G. Acton	1967	2	7	1	Bill Pace	Dan McGugin •	1904-34	197	55	19
1899	7	2	--	J.L. Crane	1968	5	4	1	Bill Pace	Ray Morrison	1918, 1935-39	29	22	2
1900	4	4	1	J.L. Crane	1969	4	6	--	Bill Pace	Red Sanders ••	1940-48	36	22	2
1901	6	1	1	W.H. Watkins	1970	4	7	--	Bill Pace	E.H. Alley	1943	5	0	--
1902	8	1	--	W.H. Watkins	1971	4	6	1	Bill Pace	Doby Bartling	1944-45	6	6	1
1903	6	1	1	J.H. Henry	1972	3	8	--	Bill Pace	Bill Edwards	1949-52	21	19	2
1904	9	0	--	Dan McGugin	1973	5	6	--	Steve Sloan	Art Guepe	1953-62	39	54	7
1905	7	1	--	Dan McGugin	1974	7	3	2	Steve Sloan	Jack Green	1963-66	7	29	4
1906	8	1	--	Dan McGugin	1975	7	4	--	Fred Pancoast	Bill Pace	1967-72	22	38	3
1907	5	1	1	Dan McGugin	1976	2	9	--	Fred Pancoast	Steve Sloan	1973-74	12	9	2
1908	7	2	1	Dan McGugin	1977	2	9	--	Fred Pancoast	Fred Pancoast	1975-78	13	31	--
1909	7	3	--	Dan McGugin	1978	2	9	--	Fred Pancoast	George MacIntyre	1979-85	25	52	1
1910	8	0	1	Dan McGugin	1979	1	10	--	George MacIntyre	Watson Brown	1986-90	10	45	--
1911	8	1	--	Dan McGugin	1980	2	9	--	George MacIntyre	Gerry DiNardo	1991-94	19	25	--
1912	8	1	1	Dan McGugin	1981	4	7	--	George MacIntyre	Rod Dowhower	1995-96	4	18	--
1913	5	3	--	Dan McGugin	1982	8	4	--	George MacIntyre	Woody Widenhofer	1997-2001	15	40	--
1914	2	6	--	Dan McGugin	1983	2	9	--	George MacIntyre	Bobby Johnson	2002-09	29	66	--
1915	9	1	--	Dan McGugin	1984	5	6	--	George MacIntyre	Robbie Caldwell	2010	2	10	--
1916	7	1	1	Dan McGugin	1985	3	7	1	George MacIntyre	James Franklin	2011-13	24	15	--
1917	5	3	--	Dan McGugin	1986	1	10	--	Watson Brown	Derek Mason	2014-active	25	41	--
1918	4	2	--	Ray Morrison	1987	4	7	--	Watson Brown		130 seasons	607	623	50
1919	5	1	2	Dan McGugin	1988	3	8	--	Watson Brown					
1920	5	3	1	Dan McGugin	1989	1	10	--	Watson Brown					
1921	7	0	1	Dan McGugin	1990	1	10	--	Watson Brown					
1922	8	0	1	Dan McGugin	1991	5	6	--	Gerry DiNardo					
1923	5	2	1	Dan McGugin	1992	4	7	--	Gerry DiNardo					
1924	6	3	1	Dan McGugin	1993	5	6	--	Gerry DiNardo					
1925	6	3	--	Dan McGugin	1994	5	6	--	Gerry DiNardo					
1926	8	1	--	Dan McGugin	1995	2	9	--	Rod Dowhower					
1927	8	1	2	Dan McGugin	1996	2	9	--	Rod Dowhower					
1928	8	2	--	Dan McGugin	1997	3	8	--	Woody Widenhofer					
1929	7	2	--	Dan McGugin	1998	2	9	--	Woody Widenhofer					
1930	8	2	--	Dan McGugin	1999	5	6	--	Woody Widenhofer					
1931	5	4	--	Dan McGugin	2000	3	8	--	Woody Widenhofer					
1932	6	1	2	Dan McGugin	2001	2	9	--	Woody Widenhofer					
1933	4	3	3	Dan McGugin	2002	2	10	--	Bobby Johnson					
1934	6	3	--	Dan McGugin	2003	2	10	--	Bobby Johnson					
1935	7	3	--	Ray Morrison	2004	2	9	--	Bobby Johnson					
1936	3	5	1	Ray Morrison	2005	5	6	--	Bobby Johnson					
1937	7	2	--	Ray Morrison	2006	4	8	--	Bobby Johnson					
1938	6	3	--	Ray Morrison	2007	5	7	--	Bobby Johnson					
1939	2	7	1	Ray Morrison	2008	7	6	--	Bobby Johnson					
1940	3	6	1	Red Sanders	2009	2	10	--	Bobby Johnson					
1941	8	2	--	Red Sanders	2010	2	10	--	Robbie Caldwell					
1942	6	4	--	Red Sanders	2011	6	7	--	James Franklin					
1943	5	0	--	E.H. Alley	2012	9	4	--	James Franklin					
1944	3	0	1	Doby Bartling	2013	9	4	--	James Franklin					
1945	3	6	--	Doby Bartling	2014	3	9	--	Derek Mason					
1946	5	4	--	Red Sanders	2015	4	8	--	Derek Mason					
1947	6	4	--	Red Sanders	2016	6	7	--	Derek Mason					
1948	8	2	1	Red Sanders	2017	5	7	--	Derek Mason					
1949	5	5	--	Bill Edwards	2018	6	7	--	Derek Mason					
1950	7	4	--	Bill Edwards	2019	1	3	--	Derek Mason					
1951	6	5	--	Bill Edwards	130 seasons	609	623	50						
1952	3	5	2	Bill Edwards										
1953	3	7	--	Art Guepe										
1954	2	7	--	Art Guepe										
1955	8	3	--	Art Guepe										
1956	5	5	--	Art Guepe										
1957	5	3	2	Art Guepe										

• McGugin missed the 1918 season on military duty during World War I.

•• Sanders missed the 1943-45 seasons on military duty during World War II.

Unbeaten (8)

1944	3-0-1	Doby Bartling
1943	5-0-0	E.H. Alley
1922	8-0-1	Dan McGugin
1921	7-0-1	Dan McGugin
1910	8-0-1	Dan McGugin
1904	9-0-0	Dan McGugin
1897	6-0-1	R.G. Acton
1890	1-0-0	Elliott H. Jones

Nine-Win Seasons (4)

2013	9-4	James Franklin
2012	9-4	James Franklin
1915	9-1	Dan McGugin
1904	9-0	Dan McGugin

Eight-Win Seasons (13)

1982	8-4	George MacIntyre
1955	8-3	Art Guepe
1948	8-2-1	Red Sanders
1941	8-2	Red Sanders
1930	8-2	Dan McGugin
1928	8-2	Dan McGugin
1927	8-1-2	Dan McGugin
1926	8-1	Dan McGugin
1922	8-0-1	Dan McGugin
1912	8-1-1	Dan McGugin
1911	8-1	Dan McGugin
1910	8-0-1	Dan McGugin
1902	8-1	W.H. Watkins

The Last Time

Vanderbilt

Three touchdowns	Ke'Shawn Vaughn vs. Baylor (3 • 12.27.18)
Four or more touchdowns	Earl Bennett vs. Kentucky (5 • 11.12.05)
Three passing touchdowns.....	Kyle Shurmur vs. Tennessee (3 • 11.24.18)
Four or more passing touchdowns.....	Kyle Shurmur at Tennessee (4 • 11.25.17)
200 or more passing yards	Riley Neal at Purdue (378 • 9.7.19)
300 or more passing yards	Riley Neal at Purdue (378 • 9.7.19)
400 or more passing yards	Kyle Shurmur vs. Tennessee (416 • 11.26.16)
70-yard completion	Riley Neal-Chris Pierce at Purdue (75 • 9.7.19)
100 or more rushing yards	Ke'Shawn Vaughn vs. Northern Illinois (138 • 9.28.19)
200 or more rushing yards	Ke'Shawn Vaughn vs. Baylor (243 • 12.27.18)
300 or more rushing yards	Frank Mordica vs. Air Force (321 • 11.18.78)
70-yard rush.....	Ke'Shawn Vaughn vs. Tennessee State (78 • 9.29.18)
Three or more rushing touchdowns.....	Ke'Shawn Vaughn at Arkansas (3 • 10.27.18)
100 or more receiving yards.....	Kalija Lipscomb vs. Northern Illinois (100 • 9.28.19)
200 or more receiving yards.....	Trent Sherfield vs. Austin Peay (240 • 9.1.15)
Two touchdown receptions	Kalija Lipscomb vs. Ole Miss (2 • 11.17.18)
Three or more touchdown receptions	Earl Bennett vs. Richmond (3 • 9.1.07)
Kickoff return for touchdown	Darrius Sims vs. South Carolina (100 • 9.12.14)
Punt return for touchdown	Jonathan Krause at Wake Forest (83 • 11.24.12)
Interception return for touchdown	Oren Burks vs. Kentucky (30 • 11.14.15)
Fumble return for touchdown	Dayo Odeyingbo vs. Middle Tennessee (3 • 9.1.18)
Three or more field goals made.....	Tommy Openshaw at Auburn (3 • 11.5.16)
50-yard field goal	Ryley Guay vs. Florida (53 • 10.13.18)
60-yard punt	Harrison Smith, vs. LSU (66 • 9.21.19)
70-yard punt	Tommy Openshaw vs. Missouri (78 • 10.24.15)
10 or more tackles.....	Dashaun Jerkins vs. Georgia (14 • 8.31.19)
Three or more tackles for loss	Dare Odeyingbo • C. Wright at Middle Tennessee (3.0 • 9.2.17)
Forced multiple fumbles.....	LaDarius Wiley at Missouri (2 • 11.10.18)
Two or more sacks	Elijah McAlister vs. Northern Illinois (2 • 9.28.19)
Three or more sacks.....	Charles Wright at Middle Tennessee (3.0 • 9.2.17)
Blocked punt	Max Worship vs. Ole Miss (11.17.18)
Blocked punt returned for touchdown	Stephen Weatherly vs. UMass (11 • 9.13.14)
Blocked field goal.....	Zach Cunningham at Auburn (11.5.16)
Blocked PAT	Nifae Lealao at Middle Tennessee (9.2.17)
Safety	Team vs. Ole Miss (11.17.18)
30 or more first downs	at Tennessee (33 • 11.25.17)
500 or more yards of total offense.....	vs. Tennessee State (553 • 9.29.18)
300 or more passing yards	at Purdue (420 • 9.7.19)
400 or more passing yards	at Purdue (420 • 9.7.19)
200 or more rushing yards	at Missouri (218 • 11.10.18)
300 or more rushing yards	vs. Tennessee State (358 • 10.22.16)
400 or more rushing yards	vs. Presbyterian (410 • 9.15.12)
40 points or more	at Arkansas (45 • 10.27.18)
Held opponent under 100 total yards	vs. Chattanooga (93 • 9.6.03)
Held opponent under 200 total yards	vs. Alabama A&M (103 • 9.9.17)
Held opponent under 250 total yards	vs. Tennessee (242 • 11.24.18)
Held opponent under 100 rushing yards	at Purdue (31 • 9.7.19)
Held opponent under 100 passing yards	at Kentucky (18 • 10.29.17)
Shut out opponent.....	vs. Alabama A&M (9.9.17)

Opponent

Three touchdowns	Ja'Marr Chase • LSU (4 • 9.21.19)
Four or more touchdowns	Justin Boyle • Duke (4 • 10.28.06)
Three passing touchdowns	Joe Burrow • LSU (6 • 9.21.19)
Four or more passing touchdowns.....	Joe Burrow • LSU (6 • 9.21.19)
200 or more passing yards	Ross Bowers • Northern Illinois (280 • 9.28.19)
300 or more passing yards	Joe Burrow • LSU (398 • 9.21.19)
400 or more passing yards	Elijah Sindelar • Purdue (509 • 9.7.19)
70-yard completion	Sindelar-Moore • Purdue (70 • 9.7.19)
100 or more rushing yards	D'Andre Swift • Georgia (149 • 8.31.19)
200 or more rushing yards	Arian Foster • Tennessee (223 • 11.19.05)
Three or more rushing touchdowns.....	Benny Snell • Kentucky (3 • 11.11.17)
70-yard rush.....	Ty Chandler • Tennessee (75 • 11.24.18)
100 or more receiving yards.....	Spencer Tears • Northern Illinois (100 • 9.28.19)
200 or more receiving yards.....	Ja'Marr Chase • LSU (229 • 9.21.19)
Three or more touchdown receptions	Ja'Marr Chase • LSU (4 • 9.21.19)
Kickoff return for touchdown	Nyheim Hines • NC State (100 • 12.26.16)
Punt return for touchdown	Richaud Floyd • Missouri (74 • 11.18.17)
Interception return for touchdown	Brandon Lee • Missouri (42 • 11.18.17)
Fumble return for touchdown	Christian Holmes • Mississippi State (51 • 11.22.14)
Three or more field goals made.....	Rodrigo Blankenship • Georgia (3 • 8.31.19)
50-yard field goal.....	Rodrigo Blankenship • Georgia (50 • 8.31.19)
70-yard punt	Ryan Janvion • Wake Forest (71 • 11.30.13)
10 or more tackles.....	Ben Holt • Purdue (11 • 9.7.19)
Three or more tackles for loss	Marquis Haynes • Ole Miss (3.5 • 10.14.17)
Two or more sacks	Benito Jones • Ole Miss (2 • 11.17.18)
Blocked punt	Drell Greene • Western Kentucky (9.24.16)
Blocked punt returned for touchdown	L. Mathis • Charleston Southern (17 • 10.11.14)
Blocked field goal.....	Sharrif Floyd • Florida (11.5.11)
Blocked PAT	D.J. Wonnum • South Carolina (10.28.17)
Safety.....	Marquis Haynes • Ole Miss (10.14.17)
30 or more first downs	Missouri (31 • 11.10.18)
500 or more yards of total offense.....	Purdue (540 • 9.7.19)
300 or more passing yards	Purdue (509 • 9.7.19)
400 or more passing yards	Purdue (509 • 9.7.19)
200 or more rushing yards	Georgia (325 • 8.31.19)
300 or more rushing yards	Georgia (325 • 8.31.19)
400 or more rushing yards	Georgia (423 • 10.7.17)
40 points or more	Purdue (42 • 9.7.19)
Held Vanderbilt under 200 total yards	Alabama (78 • 9.23.17)
Held Vanderbilt under 100 rushing yards.....	Purdue (71 • 9.7.19)
Held Vanderbilt under 100 passing yards	Alabama (38 • 9.23.17)
Shut out Vanderbilt.....	Alabama (9.23.17)