

# VANDERBILT FOOTBALL

## Vanderbilt Commodores 2-7 overall • 1-5 SEC

Date	Opponent	Time • Result
8.31	#3/3 Georgia*	L, 6-30
9.7	at Purdue	L, 24-42
9.21	#4/5 LSU*	L, 38-66
9.28	Northern Illinois	W, 24-18
10.5	at Ole Miss*	L, 6-31
10.12	UNLV	L, 10-34
10.19	#22/NR Missouri*	W, 21-14
11.2	at South Carolina*	L, 7-24
11.9	at #10/11 Florida*	L, 0-56
11.16	Kentucky* [SEC Network]	2:30 p.m.
11.23	East Tennessee State [SEC Network ALT]	2:30 p.m.
11.30	at Tennessee* [SEC Network]	3 p.m.

\* SEC contest • All times CT

## Vanderbilt Commodores (2-7, 1-5) Kentucky Wildcats (4-5, 2-5)

VUCommodores.com  
Twitter • @VandyFootball  
Instagram • @VandyFootball  
Facebook • VanderbiltAthletics  
In-Game Notes • @VandyNotes

Nov. 16, 2019 • 2:30 p.m. CT  
Vanderbilt Stadium • 40,350  
Nashville, Tenn.

### SEC Network

Taylor Zazour (play-by-play), Matt Stinchcomb (analyst),  
Alyssa Lang (sideline)

### WLAC 1510 AM / WNRQ FM 98.3

Joe Fisher (play-by-play), Norman Jordan (analyst),  
Mitch Light (sideline)

### Primary Football Contact • Larry Leathers

larry.leathers@vanderbilt.edu • 615.480.8226

### Secondary Football Contact • Andrew Pate

andrew.pate@vanderbilt.edu • 713.387.9119

- Vanderbilt returns to campus this Saturday to face Kentucky looking for their second straight SEC home win. The Commodores and Wildcats will kick off at 2:30 p.m. in Vanderbilt Stadium.
- Vanderbilt has played only two other schools -- Tennessee and Ole Miss -- more than Kentucky. This marks the 92nd meeting between the Commodores and Wildcats, with Kentucky holding a slim 45-42-4 series advantage. Vanderbilt is looking for its first victory in the rivalry since 2015.
- Vanderbilt is seeking its sixth November win against an SEC opponent since 2015 when Kentucky visits campus. In the last three years, the Commodores have defeated Ole Miss (2016, 2018) and Tennessee (2016-18) in the month of November.
- Vanderbilt Athletics will honor members of the U.S. Armed Forces and Middle Tennessee first responders with Salute to Service activities at the Kentucky game. Scheduled pregame activities include a military flyover from personnel at Fort Campbell, located in Clarksville, and arrival of the game ball from Army Golden Knights paratroopers. The Nashville Firefighter Pipe and Drum Corps will perform the national anthem, with soldiers from Fort Campbell joining Vanderbilt ROTC students and family members of fallen soldiers holding a large American flag on the field. Some 5,000 t-shirts honoring 21 fallen soldiers through the Memories of Honor organization will be distributed at stadium entrances.
- Seventeen student-athletes have earned their first collegiate starts for the Commodores this season: BJ Anderson (R-Fr., CB), Ben Bresnahan (R-Fr., TE), Daeion Davis (Fr., DT), Dan Dawkins (R-Fr., OG), Mo Hasan (R-Jr., QB), Brendon Harris (R-Fr., safety), Randall Haynie (R-So., CB), Kenny Hebert (R-Jr., OLB), Dashaun Jerkins (R-Fr., safety), Cam Johnson (R-Fr., WR), Jaylen Mahoney (Fr., CB), Sean McMoore (R-Jr., C), Grant Miller (R-So., C), Harrison Smith (R-Fr., punter), Tyler Steen (R-Fr., OT), Jonathan Stewart (R-So., OT) and Deuce Wallace (R-Jr., QB). Four more were first-time starters in a Vanderbilt uniform: Riley Neal (Gr., QB), Justice Shelton-Mosley (Gr., WR), Cam Watkins (Gr., CB) and DC Williams (Jr., CB).
- Twenty-two student-athletes have logged their first action as Commodores this season: Ben Bresnahan (R-Fr., TE), Keyon Brooks (Fr., RB), Camden Coleman (R-Fr., S), Pierson Cooke (So., K), Daeion Davis (Fr., DT), Tre Douglas (R-Fr., CB), Rowan Godwin (Gr., OL), Justin Harris (Fr., S), Gabe Jeudy (Fr., CB), Brandon Maddox (Jr., DT), Jaylen Mahoney (Fr., CB), Salua Masina (R-Fr., LB), Elijah McAllister (R-Fr., OLB), Scott Meyer (Gr., LS), Riley Neal (Gr., QB), Anfernee Orji (Fr., S), Leshawn Paulino-Bell (R-So., OLB), Mitchell Pryor (So., RB), Javan Rice (R-Fr., K), Justice Shelton-Mosley (Gr., WR/PR), Cam Watkins (Gr., CB) and DC Williams (Jr., CB).
- Ke'Shawn Vaughn (R-Sr., RB) has entered Vanderbilt's all-time top 10 for rushing touchdowns, rushing yards and 100-yard rushing games in just 21 appearances. He ranks tied for fourth in rushing touchdowns (18), tied for fourth in 100-yard rushing games (8) and ninth in rushing yards (2,034). Vaughn is averaging 90.9 yards/game, third among SEC running backs. He ranks 13th among active NCAA backs with 3,086 career rushing yards. At Florida, Vaughn was limited to 28 rushing yards on 15 carries.
- One year after the graduation of 43-game starting quarterback Kyle Shurmur, the Commodores have faced a revolving door at the position. Due to a string of injuries, three quarterbacks have earned starts this season: Riley Neal (Gr.), Mo Hasan (R-Jr.) and Deuce Wallace (R-Jr.). A fourth quarterback, Allan Walters (R-So.) also has played this season.
- Vanderbilt's starting defense against Florida did not include a senior. It marks the fourth consecutive game without a senior in the starting defensive unit. Against Florida, the defensive starters included four juniors, four sophomores, two redshirt freshmen and a true freshman.
- Saige Young (Sr., OL) is the only Commodore from Kentucky. Young has started 20 games at guard in his Vanderbilt career, including seven this season at left guard.
- Of Vanderbilt's top 16 tacklers, only three -- Tae Daley (S), Dimitri Moore (LB) and Dayo Odeyingbo (DL) -- started more than five games a year ago. Linebacker Caleb Peart is the only senior among Vanderbilt's top dozen tacklers.
- Vanderbilt has faced four ranked opponents this season: No. 3 Georgia, No. 4 LSU, No. 22 Missouri and No. 10 Florida. The Commodores are 1-3 in those games.
- An 82-hour fundraiser for Turner's Heroes that started at kickoff of the Vanderbilt-LSU game in mid-September surpassed its goal of \$50,000 early in the contest. The non-profit was founded this summer by Vanderbilt senior tight end Cody Markel to honor the legacy of former teammate and classmate Turner Cockrell. The money will fund a discovery grant focused on innovative pediatric cancer research in honor of Cockrell, who passed away Nov. 29, 2018, after a lengthy battle with melanoma. Vanderbilt head coach Derek Mason and his wife, LeighAnne, committed \$25,000 to the effort. For more information, visit TurnersHeroes.org.
- Vanderbilt defensive line coach Jovan Haye will be honored as the Commodores' SEC Football Legend during SEC Championship Weekend activities Dec. 6-7 in Atlanta. Haye was an All-SEC defensive end during his Vanderbilt playing career from 2002-04. Haye became a sixth-round pick in the 2005 NFL Draft and spent six years in the league.

## Series History

- Series: Vanderbilt trails, 42-45-4
- Current series streak: Kentucky, W3
- In Nashville: Vanderbilt leads, 27-18-2
- In Lexington: Vanderbilt trails, 15-27-2
- First meeting: 1896 • Nashville • Vanderbilt 6, Kentucky 0
- Last meeting: 2018 • Lexington • Vanderbilt 7, Kentucky 14
- Last Vanderbilt win: 2015 • Nashville • Vanderbilt 21, Kentucky 17
- Longest Vanderbilt win streak: 9, 1896-1918
- This marks the 92nd meeting between Vanderbilt and Kentucky.
- The Commodores and Wildcats have met annually since 1953.
- The Vanderbilt-Kentucky series ranks 15th among most frequently played in the SEC. The Commodores have played only two schools more frequently: Tennessee (113) and Ole Miss (94).
- Vanderbilt controlled the infancy of the Kentucky rivalry, holding a 16-0-1 record against the Wildcats in the first 17 games played (1896-1938).

1901 • In a 22-0 win, Vanderbilt back John Tigert scored one of the Commodores' three touchdowns. Later, Tigert would go on to become a Rhodes Scholar, University of Florida president and U.S. Commissioner of Education (1921-28). He also served as a professor at the University of Kentucky where he worked as the Wildcats' head basketball coach in 1913 and head football coach from 1915-16. Tigert was elected to the College Football Hall of Fame in 1970.

1940 • With Vanderbilt head coach Red Sanders ill in the hospital, fans poured on the field to salute Vanderbilt players after a 7-7 tie with favored Kentucky. Filling in for Sanders was Vanderbilt assistant/line coach Paul "Bear" Bryant. Six years later, Bryant accepted the Kentucky head coaching position, guiding the Wildcats to a 60-23-5 record in eight years.

1970 • Down 17-0, the Commodores roared back behind quarterback Steve Burger and end Jeff Peebles to score 18 second-half points in a 18-17 road victory.

1995 • Tailback Jermaine Johnson rushed for 137 yards and Damian Allen hit Kenny Simon with a touchdown pass in the fourth quarter to help Vanderbilt claim a fifth straight victory in the series.

2000 • Quarterback Greg Zolman and right end Tom Simone hooked up for a 7-yard touchdown pass with 1:34 left to give Vanderbilt a 24-20 win.

2003 • Three touchdown passes from Jay Cutler gave Bobby Johnson his first SEC victory as Vanderbilt's head coach.

2005 • A classic in the series due to individual performances from both teams. Kentucky back Rafael Little produced 372 all-purpose yards. For Vanderbilt, Jay Cutler set team records with 39 completions and five touchdown passes - all

to freshman receiver Earl Bennett, who tied a SEC mark in the process.

2008 • Vanderbilt reached six victories and bowl eligibility behind versatile D.J. Moore, who put together one of the most remarkable performances in Commodore and SEC history. Moore posted two interceptions as a cornerback and two catches for touchdowns as a receiver.

2011 • Behind the rushing of Zac Stacy and receiving from Jordan Matthews, the Commodores earn their six victory of the season with an impressive 38-8 home win over the Wildcats. Stacy produced 135 rushing yards and three touchdowns, while Matthews had 131 yards on six catches. The Vanderbilt defense also held Kentucky to nine first downs and 32 rushing yards.

2015 • Using trick plays and two interceptions from linebacker Oren Burks, the Commodores upended Kentucky 21-17. The winning touchdown came off the "Sneaky Pete" trick play - a 37-yard pass from quarterback Kyle Shurmur to wideout Caleb Scott.

1896	W	6-0	Nashville, Tenn.	1973	L	17-27	Nashville, Tenn.
1897	W	50-0	Nashville, Tenn.	1974	L	12-38	Lexington, Ky.
1901	W	22-0	Nashville, Tenn.	1975	W	13-3	Nashville, Tenn.
1906	W	28-0	Nashville, Tenn.	1976	L	0-14	Lexington, Ky.
1907	W	40-0	Nashville, Tenn.	1977	L	6-28	Nashville, Tenn.
1911	W	18-0	Nashville, Tenn.	1978	L	3-52	Lexington, Ky.
1916	W	45-0	Lexington, Ky.	1979	L	10-29	Nashville, Tenn.
1917	W	5-0	Lexington, Ky.	1980	L	10-31	Lexington, Ky.
1918	W	33-0	Nashville, Tenn.	1981	L	10-17	Nashville, Tenn.
1919	T	0-0	Lexington, Ky.	1982	W	23-10	Lexington, Ky.
1920	W	20-0	Nashville, Tenn.	1983	L	8-17	Nashville, Tenn.
1921	W	21-14	Lexington, Ky.	1984	L	18-27	Lexington, Ky.
1922	W	9-0	Nashville, Tenn.	1985	W	31-24	Nashville, Tenn.
1927	W	34-6	Nashville, Tenn.	1986	L	22-34	Lexington, Ky.
1928	W	14-7	Nashville, Tenn.	1987	W	38-29	Nashville, Tenn.
1937	W	12-0	Nashville, Tenn.	1988	L	13-14	Lexington, Ky.
1938	W	14-7	Lexington, Ky.	1989	L	11-15	Nashville, Tenn.
1939	L	13-21	Nashville, Tenn.	1990	L	21-28	Lexington, Ky.
1940	T	7-7	Nashville, Tenn.	1991	W	17-7	Nashville, Tenn.
1941	W	39-15	Lexington, Ky.	1992	W	20-7	Lexington, Ky.
1942	W	7-6	Lexington, Ky.	1993	W	12-7	Nashville, Tenn.
1945	W	19-6	Nashville, Tenn.	1994	W	24-6	Lexington, Ky.
1946	L	7-10	Lexington, Ky.	1995	W	14-10	Nashville, Tenn.
1947	L	0-14	Nashville, Tenn.	1996	L	0-25	Lexington, Ky.
1948	W	26-7	Lexington, Ky.	1997	L	10-21	Nashville, Tenn.
1953	L	14-40	Nashville, Tenn.	1998	L	17-55	Lexington, Ky.
1954	L	7-19	Lexington, Ky.	1999	L	17-19	Nashville, Tenn.
1955	W	34-0	Nashville, Tenn.	2000	W	24-20	Lexington, Ky.
1956	L	6-7	Lexington, Ky.	2001	L	30-56	Nashville, Tenn.
1957	W	12-7	Nashville, Tenn.	2002	L	21-41	Lexington, Ky.
1958	T	0-0	Lexington, Ky.	2003	W	28-17	Nashville, Tenn.
1959	W	11-6	Nashville, Tenn.	2004	L	13-14	Lexington, Ky.
1960	L	0-27	Lexington, Ky.	2005	L	43-48	Nashville, Tenn.
1961	L	3-16	Nashville, Tenn.	2006	L	26-38	Lexington, Ky.
1962	L	0-7	Lexington, Ky.	2007	L	20-27	Nashville, Tenn.
1963	T	0-0	Nashville, Tenn.	2008	W	31-24	Lexington, Ky.
1964	L	21-22	Lexington, Ky.	2009	L	13-24	Nashville, Tenn.
1965	L	0-34	Nashville, Tenn.	2010	L	20-38	Lexington, Ky.
1966	L	10-14	Lexington, Ky.	2011	W	38-8	Nashville, Tenn.
1967	L	7-12	Nashville, Tenn.	2012	W	40-0	Lexington, Ky.
1968	W	6-0	Lexington, Ky.	2013	W	22-6	Nashville, Tenn.
1969	W	42-6	Nashville, Tenn.	2014	L	7-17	Lexington, Ky.
1970	W	18-17	Lexington, Ky.	2015	W	21-17	Nashville, Tenn.
1971	L	7-14	Nashville, Tenn.	2016	L	13-20	Lexington, Ky.
1972	L	13-14	Lexington, Ky.	2017	L	21-44	Nashville, Tenn.
				2018	L	7-14	Lexington, Ky.

# Notes

## Offense

- Vanderbilt is among four Power 5 teams to feature a 3,000-yard career rusher (Ke'Shawn Vaughn) and 2,000-yard career receiver (Kalija Lipscomb). Minnesota (RB Rodney Smith, WR Tyler Johnson), Ohio State (RB J.K. Dobbins, WR K.J. Hill), and SMU (RB Xavier Jones, WR James Proche) are the others. The Commodores also have a quarterback (Riley Neal) with more than 8,500 career passing yards.
- Vanderbilt shares the SEC lead -- and ranks 10th nationally -- with only three fumbles lost. The Commodore offense has just five fumbles, which ranks second in the NCAA.
- The team's 12 total offensive turnovers lost is tied for fifth in the conference and 39th in the NCAA.
- The Vanderbilt offense struggled at Florida, producing just 12 first downs and 128 total yards (51 rushing/77 passing). It marked the first shutout against the Commodores since a tilt with Alabama on Sept. 23, 2017.
- Keyon Brooks (Fr., RB) paced the Commodores with 34 yards on 11 carries at Florida.
- Vaughn was held to a season-low 28 rushing yards on 15 carries. He also had one catch for 14 yards.
- Two young receivers, James Bostic (R-So.) and Cam Johnson (R-Fr.) each posted a pair of receptions at Florida.
- Vaughn paced the Vanderbilt offensive attack against South Carolina on Nov. 2 with 98 all-purpose yards -- 87 rushing on 20 carries and 11 receiving on two catches.
- Vaughn produced 176 all-purpose yards and two touchdowns in Vanderbilt's 21-14 victory over No. 22 Missouri on Oct. 19. Vaughn's second touchdown against Missouri came on a 61-yard reception, the second longest of his career.
- Since the 2018 season, Vaughn has scored seven touchdowns of 60+ yards -- the most among active FBS players.
- Vaughn's 1,066 all-purpose yards is fourth among SEC backs, ranks fifth in the league behind Kentucky QB/WR Lynn Bowden Jr., LSU RB Clyde Edwards-Helaire, Georgia RB De'Andre Swift and Mississippi State RB Kylin Hill. He ranks 43rd in the nation.
- Vaughn has 818 rushing yards (fourth in SEC) and six touchdowns (t-8th in SEC) on 166 carries, including a long carry of 52 yards against LSU.
- Vaughn's 818-yard rushing total ranks No. 7 all-time among Vanderbilt senior backs. He is on pace to challenge the team's senior record of 1,141 yards set by Zac Stacy in 2012.
- In his last seven appearances, Vaughn has 688 rushing yards (98.3 yards/game) and five rushing touchdowns.
- Vaughn has eight 100-yard rushing performances in his Vanderbilt career, which is fourth on the team's all-time list.
- Of Vaughn's 166 carries this season, 26 have resulted in gains of at least 10 yards. He has seven rushes of 20+ yards.
- Vaughn, who ranks fourth in the SEC with a 90.9-yard rushing average, has been one of the nation's most productive backs over the last 12 months. In his last 13 appearances dating to Oct. 27, 2018, Vaughn is averaging 113.2 rushing yards/game. He has also 12 rushing touchdowns over the 13-game span.
- Vaughn's 140 rushing yards and 193 all-purpose yards against UNLV were season highs.
- Vaughn's 53-yard reception on Vanderbilt's first offensive possession against UNLV was the second longest of his Commodore career, trailing only a 75-yard touchdown catch against Florida in 2018.
- Vaughn entered the team's top 10 in career rushing yards earlier this season. With 2,062 yards, he ranks ninth all-time. He needs 34 yards to surpass Lonnie Sadler (1972-75) into eighth place, and 140 yards to move into the team's top five backs.
- In his Ball State and Vanderbilt career, Riley Neal (Gr., QB) has now amassed 8,500 passing yards and 50 touchdown passes. He ranks fourth nationally in career passing yards, behind Mason Fine of North Texas (10,710), Ben Hicks of SMU/Arkansas (9,510) and McKenzie Milton of UCF (8,683).
- Neal, who did not play at Florida, was off to his best start as a Commodore at South Carolina before leaving due to injury. On the team's opening possession, Neal completed 3 of 4 passes for 45 yards, including a 26-yard scoring strike to Cam Johnson (R-Fr., WR) in the brief appearance in South Carolina.
- Seven different receivers had a catch at South Carolina, with C.J. Bolar (So., WR) leading the way with three receptions.
- Quarterback Mo Hasan became the first Commodore signal caller to earn a win in his first career start since Kyle Shurmur did so against Missouri in 2015. Hasan is the first Commodore quarterback to defeat a ranked opponent in his first start since Mackenzi Adams guided the 2007 Commodores to a win at No. 6 South Carolina.
- Hasan was efficient against Missouri, passing for 120 yards and a touchdown (7-of-11) and rushing for 34 yards on nine carries. His 21-yard rush early in the second quarter led to Vanderbilt's first touchdown.
- Vanderbilt's leading two receivers against UNLV -- James Bostic (R-So., WR) and Keyon Brooks (Fr., RB) -- set single-game highs with four and three catches, respectively.
- Lipscomb caught eight passes for 100 yards vs. Northern Illinois, including his 21st career touchdown reception. It was Lipscomb's fourth career 100-yard receiving performance. He went without a catch against UNLV.
- Remarkably, the Vanderbilt offense played turnover-free football for more than 165+ minutes of game clock until an interception late in the third quarter against UNLV. The stretch included all 60 minutes of action against Northern Illinois and Ole Miss.
- Lipscomb surpassed 2,000 receiving yards against LSU. He now has 2,188 receiving yards as a Commodore. His 21 touchdown catches is tied for second with Dan Stricker (1999-2002) on the team's all-time list, just three behind the record held by Jordan Matthews (2010-13).
- Vanderbilt's 38 points against LSU is its highest scoring output ever against an opponent ranked among the nation's top five.
- Jonathan Stewart (R-So.) earned his first collegiate start against LSU, manning the left tackle position. He later started at right tackle against Missouri.
- The Commodores' scoring average in 2018 (28.5 points/game) was the program's highest scoring average since 2012 (30.1 points/game). It also marked Vanderbilt's fourth highest scoring offense since World War II.
- Vanderbilt's total offense in 2018 (411.2 yards/game) was the most since the 1974 squad averaged 412.8 yards en route to a Peach Bowl appearance. Vanderbilt's 6.29 yards per play ranked fourth in the SEC and 21st nationally.
- The Vanderbilt offense has 12 turnovers (three fumbles, nine interceptions) this season after committing just 14 total turnovers (eight fumbles, six interceptions) in 2018. The Commodores ranked tied for 20th nationally in 2018 with a plus-8 turnover margin. This year, the Commodores are tied for 86th in the NCAA with a minus-3 turnover margin.
- Thirty-five of TE Jared Pinkney's 50 receptions in 2018 resulted in first downs, tops in the SEC. Pinkney's 78.8 grade from a year ago is best among returning SEC tight ends.
- Lipscomb was sensational on third and fourth downs in 2018, catching 74% of his targets. He had an SEC-best 27 receptions, including six touchdowns, on third downs.
- In the final five games of 2018, the Commodore offense averaged 37.0 points and 466.8 total yards (209.8 rushing/235.4 passing).
- Seven offensive players have double-digit career starts: Pinkney (38), Lipscomb (30), Cochran (29), OL Cole Clemens (22), OL Saige Young (20), Vaughn (17), WR Chris Pierce (14) and C.J. Bolar (11).

# Notes

## Defense

- The Vanderbilt defense ranks third in the SEC -- and 15th in the NCAA -- with three defensive touchdowns.
- For the fourth straight game, the Vanderbilt starting defense versus South Carolina did not include a senior. The unit featured four juniors (DL Drew Birchmeier, S Tae Daley, OLB Andre Mintze and DL Cameron Tidd), four sophomores (ILB Feleti Afemui, CB Allan George, ILB Dimitri Moore and DL Rutger Reitmaier), two redshirt freshmen (CB BJ Anderson and S Dashaun Jerkins) and one true freshman (CB Jaylen Mahoney).
- Against Missouri and South Carolina, the Vanderbilt defense has kept opponents without points on four of nine possessions inside the 20-yard line. The unit also held Florida without points on two red-zone possessions in the first half.
- One week after establishing career highs with 12 solo stops and 16 total tackles against South Carolina, Daley became the first Commodore in four years to register two interceptions. Daley's picks ended two Gator scoring threats before intermission. Linebacker Oren Burks was the last Commodore to post two interceptions, coming against Kentucky on Nov. 14, 2015. Daley also had a team-high five solo stops at Florida.
- Moore put together his fourth straight impressive effort at Florida, contributing nine tackles, two defended passes and a tackle for loss. In his last four games, Moore has amassed 43 tackles, 3.5 tackles for loss and three defended passes. He has contributed at least seven tackles in his last seven appearances.
- Moore, who produced his fourth career game of 10+ tackles against the Gamecocks, leads the Vanderbilt defense 34 unassisted tackles and 71 total stops.
- Allan George (R-So., CB) and Andre Mintze (R-Jr, OLB) posted quarterback sacks against Florida. It's was Mintze's fourth sack of the season.
- For the seventh straight week, at least 20 Commodore defenders contributed tackles. Twenty-one Commodores registered at least one stop against South Carolina. Earlier this season, 26 Commodores posted tackles against LSU.
- Elijah McAllister (R-Fr., OLB), who had two quarterback sacks against Northern Illinois, recovered a fumble against LSU for Vanderbilt's first defensive score of the season. He also had a forced fumble at South Carolina.
- Jaylen Mahoney (Fr., DB) made his first career start at nickel back, contributing five tackles.
- Against No. 22 Missouri, the Commodore defense registered season bests in points allowed (14), total yards allowed (293), yards per play (4.4 yards) and yards per pass (5.4 yards).
  - It was the fewest total yards allowed Vanderbilt defense since the unit allowed just 242 yards in a 38-13 victory over Tennessee (Nov. 24, 2018).
- The defense contained Missouri's big three playmakers: quarterback Kelly Bryant, running back Larry Rountree III and wide receiver Jonathan Johnson. Bryant completed just 50% of his passes, threw for only 140 yards and was sacked three times. Rountree was limited to 29 rushing yards on 12 carries. Johnson had just three receptions for nine yards.
- The defense held strong against Missouri on third downs. The unit allowed the Tigers to a 20% success rate on third downs (3-of-15).
- The defense posted a season-high eight tackles for loss against Missouri. They also matched a season high with three quarterback sacks.
- The defense also limited explosive plays in the win against Missouri, holding the Tigers to one play of 30+ yards and just two plays of 20+ yards.
- Dayo Odeyingbo (Jr., DE) was a frequent visitor in the Missouri backfield, registering a career high with three quarterback hurries.
- The Commodore defense held Northern Illinois scoreless into the third quarter. It marked the first time Vanderbilt has kept an opponent off the scoreboard in the first half since the Tennessee regular-season finale in 2018.
- Vanderbilt produced two defensive scores against LSU for the first time since the 2011 season

opener when cornerback Trey Wilson returned two interceptions for touchdowns against Elon. The defensive touchdowns against LSU came on a fumble recovery in the Tiger end zone by McAllister and a 47-yard interception return by Haynie.

- The 47-yard interception return for a touchdown by Haynie against LSU was the first by a Commodore defender since LB Oren Burks went 30 yards with a pick against Kentucky on Nov. 14, 2015. It was Haynie's second career interception.
- Six defenders have earned their first collegiate starts this year: BJ Anderson (R-Fr., CB), Daveion Davis (DT), Harris (S), Hebert (OLB), Jerkins and DC Williams (Jr., CB).
- This year, the defense has created nine turnovers (five interceptions, four fumbles), including three that have resulted in touchdowns. In 2018, Vanderbilt produced the fourth-largest increase nationally in takeaways from the previous year. The 2018 defense caused 22 takeaways, 13 more than in 2017. It also marked the most takeaways by a Commodore defense since 2013.
- The Commodores have featured six new starters at cornerback -- graduate transfer Cam Watkins, Williams, sophomore Allan George, Haynie, Anderson and Mahoney. The Commodores are working to replace both starting cornerbacks from a year ago: Donovan Sheffield and current New England Patriot Joejuan Williams.
- The Vanderbilt secondary faced a different task in September. The unit has opposed veteran signal callers in multi-year starters Jake Fromm (Georgia), Elijah Sindelar (Purdue), Joe Burrow (LSU) and Ross Bowers (Northern Illinois). Both Fromm and Burrow are leaders of undefeated, top-5 teams and rank among the early candidates for Heisman Trophy consideration. Sindelar, who missed Purdue's most recent game, ranks among Big Ten leaders in various passing categories. Bowers is a graduate transfer from California where he threw for 3,039 yards as a 12-game starter in 2017.

## Special Teams

- Devin "Fitz" Fitzsimmons has brought energy and plenty of buy-in through the Commodore roster in his first year as special teams coordinator.
- Senior Ryley Guay is 7-of-9 on field goals the season. Guay is off to the best start by a Vanderbilt kicker since Bryant Hahnfeldt opened the 2008 season with seven successful field goal conversions.
- Guay is 5-of-6 on field goals beyond 40 yards this season, including a 48-yarder against UNLV. He has also hit from 48, 46, 43 and 41 yards. Guay's only misses came from 46 yards against UNLV and 50 yards at Florida.
- Vanderbilt placekickers are 80% (8-of-10) on field goals on the season. Besides Guay's successful conversions, Javan Rice (R-Fr.) also converted a 28-yard field goal against Northern Illinois.
- Harrison Smith (R-Fr.) averaged 42.6 yards on nine punts at Florida, including two of more than 50 yards.
- Smith earned SEC Special Teams Player of the Week after the win over Missouri. He averaged 43.1 yards on eight punts, with six punts of 40+ yards. He also had three efforts land inside the Missouri 20-yard line.
- Smith's 66-yard punt in the first half versus LSU is a career long. It was also the longest punt by a Commodore since Tommy Openshaw boomed a 78-yarder against Missouri on Oct. 24, 2015.
- Graduate transfer Justice Shelton-Mosley, a FCS All-American in 2017 and two-time All-Ivy first team recipient as a Harvard undergrad, averaged 12.5 yards on four punt returns, including a season-long of 31 yards.
  - Shelton-Mosley is averaging 10.8 yards on 10 returns this season.
- Sophomore Pierson Cooke has handled Vanderbilt's kickoff role against UNLV, Ole Miss, Northern Illinois, Missouri and Florida. Opponents have returned just four of Cooke's 18 kicks.

## Notes

• Gerry Gdowski moved into the offensive coordinator role for the Dores this year. Gdowski is the longest-tenured Vanderbilt assistant, having been on campus since Derek Mason's first year in 2014. For the last three years, Gdowski served as quarterbacks coach, helping mold three-year starter and current Kansas City QB Kyle Shurmur into the Commodores' all-time leading passer.

• Four coaches are new to Derek Mason's staff: Devin "Fitz" Fitzsimmons, Jovan Haye, Tim Horton and Matt Weikert. Fitzsimmons serves as tight ends coach and special teams coordinator. Haye enters his first year as defensive line coach. Horton comes to the staff as running backs coach after extremely successful SEC tenures. Weikert serves as outside linebackers coach, coming from an 12-year tenure at Air Force.

• In 2018, Derek Mason became just the second Vanderbilt head coach to guide multiple Commodore squads to postseason bowls. During his tenure, Mason has led the Commodores to the 2018 Texas Bowl and the 2016 Independence Bowl. Mason and James Franklin (2011-13) as the only Vanderbilt head coaches to oversee multiple bowl appearances. Mason's tenure also has been highlighted by successes in regional matchups. Under Mason's direction, the Commodores have won their last eight consecutive games against teams located in the state of Tennessee, including three straight versus cross-state rival Tennessee.

Head Coach	Seasons	Wins
Dan McGugin	1904-17, 19-34	197
Art Guepe	1953-62	39
Red Sanders	1940-48	36
Bobby Johnson	2002-09	29
Ray Morrison	1918, 35-39	29
Derek Mason	2014-current	26

• Coming off one of the best seasons ever produced by a Vanderbilt running back, Doak Walker Award candidate Ke'Shawn Vaughn is putting together another superb campaign in his final season in black and gold.

• Vaughn ranks 13th in the NCAA with 3,086 career rushing yards. He has gained 2,062 of the rushing yards as a Commodore back.

• In SEC games against team ranked in the nation's top-5 this year (vs. Georgia, vs. LSU), Vaughn has rushed for 204 yards (102 yards/game) and a pair of touchdowns.

• Vaughn second second among SEC backs (and ranks 10th nationally) with 248 receiving yards. He is one of two backs in the NCAA with at least two receptions of 50+ yards.

• In 21 appearances in a Vanderbilt uniform, Vaughn is averaging 98.2. rushing yards. He has scored 21 touchdowns (18 rushing, 3 receiving).

• Since the 2018 opener, Vaughn has produced produced 18 rushes of 30+ yards, tops among all SEC backs. He also has 16 plays of 40+ yards, 10 plays of 50+ yards, eight plays of 60+ yards and two plays of 70+ yards.

• As a Commodore running back, Vaughn has produced 13 carries of 40+ yards, which is tied with Memphis' Darrell Henderson as the most in the NCAA among active running backs since the 2018 opener. Vaughn's 40+ carries include a scoring rush of 52 yards this year against LSU. In 2018, he scored from 78 yards against Tennessee State, 69, 68 and 66 yards against Baylor in the Texas Bowl, 65 yards at Missouri and 63 yards at Arkansas. In 2018, Vaughn also led the SEC with six carries of 60 or more yards.

• The senior put together a tremendous close to the 2018 campaign, amassing 749 yards (149.8 yards/game) and seven touchdowns in his last five appearances. He capped the year even more remarkably, rushing for 243 yards and two touchdowns on just 13 carries in the Texas Bowl. Always saving his best for last, Vaughn averaged an amazing 8.5 yards/rush in fourth-quarter plays.

• Vaughn racked up 2018 SEC Newcomer of the Year from the Associated Press, becoming the first Commodore to claim the award. He also earned Big Ten Newcomer of the Year in 2015 at Illinois.

• Vaughn finished the 2018 season with 1,244 rushing yards, second in the SEC behind only Kentucky's Benny Snell. He also posted 12 rushing touchdowns, third most in the league.

• Vaughn, a product of Pearl-Cohn High School in Nashville, became the sixth Vanderbilt back to reach 1,000 rushing yards in a season. His 1,244-yard rushing is the team's second highest total, trailing only the 1,283-yard total amassed by Ralph Webb in 2016.

• Vaughn displayed remarkable explosiveness in 2018, topping the conference with a 7.9-yards/carry average (second-highest average by a 1,000-yard SEC back since 2000). He is averaging 5.4-yards/carry as a senior.

• Vaughn's 7.9-yard/rush in 2018 is the highest average by a modern-day Commodore running back.

- Vaughn's breakaway percentage of 60.1% in 2018 topped all SEC backs.
- Vaughn averaged a SEC-best 5.28 yards after contact in 2018. In the Texas Bowl alone, 161 of Vaughn's 243 rushing yards came after contact.
- Vaughn produced 32 rushes of 10+ yards in 2018.
- Vaughn produced 749 rushing yards and seven touchdowns in the final five games of 2018, averaging 149.8 yards/game.

Rushing Yards • Career	
Ralph Webb (2014-17)	4,173
Zac Stacy (2009-12)	3,143
Frank Mordica (1976-79)	2,632
Carl Woods (1983-86)	2,490
Jamie O'Rourke (1971, 1973-74)	2,202
Jermaine Johnson (1993-95)	2,152
Jared McGrath (1997-2000)	2,151
Lonnie Sadler (1972-75)	2,096
Ke'Shawn Vaughn (2018-current)	2,062

Rushing Yards • Season	
Ralph Webb (2016)	1,283
Ke'Shawn Vaughn (2018)	1,244
Zac Stacy (2011)	1,193
Ralph Webb (2015)	1,152
Zac Stacy (2012)	1,141

Rushing Yards • Game	
Frank Mordica vs. Air Force (1982)	321
Ke'Shawn Vaughn vs. Baylor (2018)	243
Doug Matthews at Tulane (1969)	214
Ralph Webb vs. Middle Tennessee (2016)	211
Zac Stacy vs. Army (2011)	198
Frank Mordica vs. Citadel (1979)	187
Jamie O'Rourke at Tulane (1971)	187
Zac Stacy vs. Army (2011)	184
Ke'Shawn Vaughn at Missouri (2018)	182

Rushing Touchdowns • Career	
Ralph Webb (2014-17)	32
Zac Stacy (2009-12)	30
Jerron Seymour (2011-14)	19
Ke'Shawn Vaughn (2018-current)	18
Cassen Jackson-Garrison (2004-07)	18

# Notes

• Coming off one of the best seasons ever achieved by a Commodore, Kalija Lipscomb has a chance to cap his career as one of the top receivers in league history. Lipscomb experienced a break-through campaign in 2018, hauling in 87 passes for 916 yards and nine touchdowns. Lipscomb's receptions total topped the SEC. His season totals for receiving yardage and touchdown catches also ranked among league leaders.

• Lipscomb is the league's active leader with 184 catches and 2,226 receiving yards. He is second to Alabama's Jerry Jeudy with 21 touchdown catches. He ranks eighth among active NCAA players in receptions. Lipscomb's teammate Justice Shelton-Mosley, a graduate transfer from Harvard, ranks among the NCAA top 25 with 2,004 career receiving yards.

• Lipscomb, who had a career-high 174 receiving yards and two touchdowns vs. Tennessee State on Sept. 29, 2018, registered at least four catches in 11 of 13 games, including a 11-catch performance at Notre Dame.

• Lipscomb needs four touchdown catches to break the career school record held by Jordan Matthews (2010-13).

Receptions • Career	
Jordan Matthews (2010-13)	262
Earl Bennett (2005-07)	236
Keith Edwards (1980-83)	200
Boo Mitchell (1985-88)	188
<i>Kalija Lipscomb (2016-active)</i>	184
Dan Stricker (1999-2002)	182

Receiving Yards • Career	
Jordan Matthews (2010-13)	3,759
Boo Mitchell (1985-88)	2,964
Dan Stricker (1999-2002)	2,880
Earl Bennett (2005-07)	2,852
Martin Cox (1975-78)	2,275
<i>Kalija Lipscomb (2016-active)</i>	2,226
Chuck Scott (1981-84)	2,219
Clarence Sevilian (1989-92)	1,978
Trent Sherfield (2014-17)	1,869

Touchdown Receptions • Career	
Jordan Matthews (2010-13)	24
<i>Kalija Lipscomb (2016-active)</i>	21
Dan Stricker (1999-2002)	21
Earl Bennett (2005-07)	20
Chuck Scott (1981-84)	20

Receptions • Season	
Jordan Matthews (2013)	112
Keith Edwards (1983)	97
Jordan Matthews (2012)	94
<i>Kalija Lipscomb (2018)</i>	87
Earl Bennett (2006)	82

• Jared Pinkney enters his final season as a candidate for the Walter Camp Award, John Mackey Award and Biletnikoff Award

• Pinkney, who earned second-team All-SEC recognition from the Associated Press last season, is the SEC's top returning tight end in terms of receptions, receiving yards and

touchdown receptions. The three-year starter from Norcross, Georgia, hauled in 50 catches (second-most nationally by a returning tight end) in 2018, good for 774 receiving yards (most nationally by a returning tight end) and seven touchdowns (most by a returning SEC tight end). His 32 receptions on first downs in 2018 topped all returning tight ends.

• Pinkney's 2018 reception and yardage totals were the most by a Vanderbilt tight end since Chuck Scott had 70 catches and 54 catches in 1983 and 1984, respectively. A 35-game career starter, Pinkney has amassed 107 catches, 1,470 receiving yards and 12 touchdowns. He has 15 catches for 157 yards this season.

• Pinkney received John Mackey Award Tight End of the Week twice in 2018. Pinkney's initial recognition came after a five-catch, 111-yard, one-touchdown effort at Notre Dame, where he became just the third SEC tight end in last four years to post 100+ receiving yards vs. a top-10 team. It was also the first 100-yard receiving game by a SEC tight end on the road vs. a top-10 foe since 2014.

Receptions (Tight End) • Season	
Chuck Scott (1983)	70
Allama Matthews (1982)	61
Chuck Scott (1984)	54
<i>Jared Pinkney (2018)</i>	50
Steven Scheu (2014)	39

Receiving Yards (Tight End) • Season	
Chuck Scott (1984)	975
Chuck Scott (1983)	971
Allama Matthews (1982)	797
<i>Jared Pinkney (2018)</i>	775
Steven Scheu (2014)	525

• The Commodores did not commit a turnover versus Ole Miss, marking the team's second consecutive games without an interception or fumble. The last time Vanderbilt played back-to-back games without turnovers was in 2018 -- at Arkansas (Oct. 27) and at Missouri (Nov. 10).

• The Ole Miss-Vanderbilt game was played with a turnover by either team. One week earlier, the Commodores and Northern Illinois game ended without a turnover. According to STATS, it marks the first time that Vanderbilt has played back-to-back games with either team committing a turnover since 1996.

• Two young safeties, Dashaun Jerkins (R-Fr.) and Brendon Harris (R-Fr.), are among Commodores' leading tacklers with 53 and 44 stops, respectively.

• Dayo Odeyingbo (Jr., DE) has six a team-high six tackles for loss this season and ranks as the Commodores' active leader with 17 tackles for loss and six quarterback sacks.

• The 2018 defense produced nine fumble recoveries, seven more than in 2017. The unit also had 13 interceptions, the most of the Derek Mason era. The takeaways have helped Vanderbilt to a positive turnover margin, a statistical category historically important to Vanderbilt team success. The Commodores had a fumble recovery and interception against LSU.

The Tarver Effect	2019	2018	2017	2016	2015	2014
Fumble Recoveries	4	9	2	14	11	7
Interceptions	5	13	9	5	6	6
Total Takeaways	9	22	9	19	17	18
Turnover Margin	-3	+8	-5	+4	-7	-16

• The 2019 defense has featured nine new starters: BJ Anderson (R-Fr., CB), Daveion Davis (Fr., DT), Brendon Harris (R-Fr., S), Randall Haynie (R-So., CB), Kenny Hebert (R-Jr., OLB), Dashaun Jerkins (R-Fr., S), Jaylen Mahoney (Fr., CB), Cam Watkins (Gr., CB) and DC Williams (Jr., CB).

## Turner Cockrell



**Turner Cockrell • 1997-2018**

- The Commodores remember Vanderbilt student-athlete Turner Cockrell, who passed away on Nov. 29, 2018, after a long battle with cancer. He was 21.
- Cockrell, a third-year tight end on the Commodores' football team, fought bravely after being diagnosed with melanoma in his lymph nodes in November 2017. Despite surgery and treatment that winter, scans determined that the cancer had spread to Cockrell's lungs last summer.
- Cockrell, a native of Acworth, Georgia, is survived by his parents, Randy and Noelle, and two siblings, brother Parker and sister Katheryn.
- The Commodores also wore helmet stickers with Cockrell's No. 82 during a 38-13 victory over Tennessee in the regular-season finale and at the 2018 Texas Bowl.
- In the LSU game, the Commodores introduced a new custom uniform known as the "Battle Ready" apparel. A matching helmet for the uniform is donned with 82 rivets to honor Cockrell.
- Cody Markel, one of Cockrell's fellow tight ends on the roster and among his close friends, has founded "Turner's Heroes," a non-profit that creates hero capes and related activities for ailing youngsters being treated in children's hospital. Turner's parents are members of the non-profit.
- An 82-hour fundraiser for Turner's Heroes, a non-profit effort aiming to support pediatric patients and fund research grants, started at kickoff of the Vanderbilt-LSU game and continued to Sept. 24. The non-profit was started this summer by Vanderbilt senior tight end Cody Markel to honor the legacy of former teammate and classmate Turner Cockrell.
  - The initial \$50,000 fundraiser goal, anchored by a \$25,000 match from Coach Mason and his wife, LeighAnne, was reached early in the Vanderbilt-LSU game. The organization then increased the fundraising target to \$82,000. The effort ended with more than \$70,000 raised from nearly 400 donors.
  - For more information on the fundraiser and non-profit organization, visit [turnersheroes.org](http://turnersheroes.org).
- In July, at Vanderbilt Children's Hospital, Markel saw his vision come to life, a vision that included sights not normally associated with either hospitals or college football: plenty of glitter, stickers and glue guns, and giggling children running around in colorful, personalized superhero capes.
- According to Cockrell's parents, Markel could not have devised a more perfect way to honor their son than through Turner's Heroes, the non-profit created by Markel. Markel, a non-scholarship senior from Middleton, Wisconsin, has been nominated for the American Football Coaches Association (AFCA) Good Works team and National Football Foundation Campbell Trophy.

## **Feeding Nashville's Homeless**

- Wanting to help feed Nashville's homeless and disadvantaged communities, junior quarterback Mo Hasan turned to the Vanderbilt training table for assistance.
- Through his non-profit Second Spoon effort, Hasan, teammates and other Vanderbilt student-athletes have devised a system to deliver extra food from the athletes' dining hall to the homeless living on Nashville's streets.
- This past summer, Hasan and his Commodore helpers spent Friday afternoons at the Nashville mission distributing up to 150 meals to those in need.
- In early October, Hasan also received recognition on another front, for his inclusion in Nashville Lifestyles' Most Beautiful People edition. He was joined in the magazine by former Vanderbilt football player Andrew East.

## **Academic Achievement**

- Off the field, the Vanderbilt football team topped the SEC with a Graduation Success Rate (GSR) of 95 for the 2018-19 academic year. The Dores scored among the highest five teams in the GSR data - and ranked second among programs affiliated with a Power 5 conference.
- 59 student-athletes on the 2018 football team earned a grade-point average of 3.0 or higher, including 18 on the dean's list (3.5 or higher) and four with a perfect 4.0.
- Forty Commodores landed on the 2018-19 SEC Academic Honor roll, and Vanderbilt scored a 991 in the NCAA's Academic Progress Rate scores, the highest of any SEC program and fourth-best among Power 5 schools.

## **Set the Expectation Season Opener**

- Vanderbilt's season-opening tilt with Georgia was designated as the program's "Set The Expectation" game. Vanderbilt became the first SEC program to host a "Set The Expectation" game. The event originated in June, when Brenda Tracy, a registered nurse from Oregon, shared with the football team her devastating personal story and vital message of preventing sexual violence. Tracy also serves on the NCAA's Commission to Combat Campus Sexual Violence. Tracy, who calls her campaign "Set The Expectation," was recognized during the Vanderbilt-Georgia game.

## **Commodores Overseas**

- Three members of the football team -- Kenny Hebert (R-Jr., OLB), Braden Kopp (R-Jr., TE) and Andre Mintze (R-Jr., OLB) -- spent last May studying in France.

## **Horton a Perfect Fit**

- Mentoring All-SEC backs like Ke'Shawn Vaughn isn't new to first-year Commodore running backs coach Tim Horton. In previous stints with Auburn and Arkansas, Horton worked with some of the nation's top backs, including Tre Mason, Cameron Artis Payne and Kerryon Johnson at Auburn and Darren McFarren, Felix Jones and Knile Davis at Arkansas.

## **Half-Dozen Graduate Transfers**

- The Vanderbilt roster includes six graduate transfers: OL Rowan Godwin (South Alabama), LS Scott Meyer (Alabama), QB Riley Neal (Ball State), WR/R Justice Shelton-Mosley (Harvard), CB Cam Watkins (Illinois) and DT Eddie Zinn-Turner (Marist).

## **West End Pipelines**

- Four high schools -- St. Thomas Aquinas (Fort Lauderdale, Fla.), Brentwood Academy (Brentwood, Tenn.), Pearl-Cohn (Nashville) and Andalusia (Ala.) -- are well represented on the Vanderbilt roster.
- Six graduates of St. Thomas Aquinas, a perennial power in south Florida, are on the Commodore roster: Frank Coppet (R-Jr., S), Julian Hernandez (Fr., OL), Grant Miller (R-So., OL), Lashawn Paulino-Bell (Jr., OLB), Tyler Steen (R-Fr., OL) and DC Williams (Jr., CB).
- Four players are from Pearl-Cohn in Nashville: Brayden DeVault-Smith (R-So., ILB), Jayden Harrison (Fr., WR), Ke'Shawn Vaughn (R-Sr., RB) and Cam Watkins (Grad., CB).
- Four players also attended Brentwood Academy just south of Nashville: Nate Clifton (Fr., DL), Cam Johnson (R-Fr., WR), Gavin Schoenwald (R-Fr., TE) and Harrison Smith (R-Fr., P).
- Andalusia (Ala.) has three graduates with Vanderbilt: BJ Anderson (R-Fr., CB), Will Clark (So., FB) and Allan George (R-So., CB).

## **Aloha from West End**

- The Vanderbilt roster includes three residents of Hawaii: offensive linemen Sean McMoore (Kapolei) and Jonah Buchanan (Honolulu), and inside linebacker Feleti Afemui (Kahului). Afemui is the first player from his high school conference to earn a scholarship in the SEC.

## **Vanderbilt University • Vanderbilt Athletics**

- Vanderbilt is ranked 15th among national universities by U.S. News & World Report. It ranks seventh in best value schools by the magazine.
- According to the 2019 Princeton Review, Vanderbilt ranks third for best quality of life, happiest students and most beautiful campuses in the nation.
- The university was founded in 1873 with a \$1 million gift from "Commodore" Cornelius Vanderbilt. Kirkland Hall, which continues as the main administration building on campus, is the only original structure that remains today.
- Vanderbilt teams have captured five NCAA championships, all since 2007. The Commodore baseball team won the most recent national trophy, claiming the 2019 College World Series in June. It was the second NCAA title for head coach Tim Corbin and the Vanderbilt baseball team. Other NCAA titles have been earned by women's bowling (2007, 2018) and women's tennis (2015).
- In 2018-19, Vanderbilt had the smallest undergraduate enrollment (6,861) and total enrollment (12,824) in the Southeastern Conference.
- Vanderbilt is a charter member of the Southeastern Conference.
- Vanderbilt Athletics is the only Power 5 Conference member with an African American in the key roles of athletics director (Malcolm Turner), football head coach (Derek Mason) and men's basketball head coach (Jerry Stackhouse).
- Less than 10% of 34,313 high school applications were accepted for admission to Vanderbilt in 2018-19.
- Sixty-four percent of Vanderbilt's 2018-19 freshman class came from public schools.
- All 50 states are represented by Vanderbilt's diverse undergraduate enrollment.
- The largest college on campus is Arts & Science with 4,036 undergraduates. The Blair School of Music is the smallest college with 217 students.
- Ninety percent of students live on campus, which features 20 residential halls and apartments.
- There are more than 139,000 living alumni of the university.
- The 330-acre Vanderbilt campus, situated in an urban setting just two miles from business and governmental core of Nashville, is designated as an arboretum, and features approximately 190 species of trees and shrubs.
- Sixty-five percent of Vanderbilt undergraduates receive some sort of financial aid.
- The Jean and Alexander Heard Library system contains over eight million items across 10 libraries on campus and stands as one of the nation's top research libraries.
- Notable Vanderbilt alumni include PGA Tour FedEx Cup winner Brandt Snedeker, LPGA golfer and 2019 Solheim Cup USA team member Marina Alex, NBA champions Will Perdue, Festus Ezeli and Damian Jones, numerous Major League Baseball standouts such as David Price, Sonny Gray, Dansby Swanson and Walker Buehler, and more than 20 players active in the NFL such as cornerbacks Casey Hayward and Joejuan Williams, wide receiver Jordan Matthews, linebackers Zach Cunningham and Oren Burks, lineman Stephen Weatherly and receiver Trent Sherfield.
- Off the field, other prominent alumni include NBC Sunday Morning Show host and MSNBC's Morning Joe co-host Willie Geist, country music star Dierks Bentley, best-selling author James Patterson, FOX Sports commentator Skip Bayless and ESPN baseball expert Buster Olney.



# Alphabetical Roster

87	Abdur-Rahman, Amir	WR	6-4	210	So.	Atlanta, Ga./Mays
17	Afemui, Feleti	ILB	6-3	243	R-So.	Kahului, Hawaii/Maui
16	Anderson, BJ	CB	6-1	184	R-Fr.	Andalusia, Ala./Andalusia
18	Anderson, Colin	ILB	6-2	228	R-So.	Florence, Ala./Brooks
87	Bailey, Bryce	OT	6-5	305	R-So.	Newburgh, Ind./Castle
84	Ball, Justin	TE	6-6	230	Fr.	Glenn Dale, Md./Gonzaga Prep
69	Bapst, Brayden	OT	6-6	270	Fr.	Washington, D.C./St. John's College
38	Barksdale, Gil	S	5-10	190	So.	Solon, Ohio/Solon
91	Birchmeier, Drew	DT/DE	6-4	300	R-Jr.	Midlothian, Va./Cosby
51	Blanton, Luke	ILB	6-2	225	So.	Dallas, Texas/Highland Park
14	Boddie, Devin	WR	5-11	178	Fr.	Memphis, Tenn./Whitehaven
40	Boggs, Reece	TE	6-4	230	Fr.	Cincinnati, Ohio/Moeller
83	Bolar, C.J.	WR	6-1	190	So.	Purvis, Miss./Purvis
81	Bostic, James	WR	6-3	218	R-So.	Ft. Lauderdale, Fla./Cardinal Gibbons
12	Bowen, Jack	QB	6-0	185	So.	Grand Rapids, Mich./Catholic Central
86	Bresnahan, Ben	TE	6-4	245	R-Fr.	Cumming, Ga./West Forsyth
21	Brooks, Keyon	RB	6-1	202	Fr.	Powder Springs, Ga./Kennesaw Mountain
52	Brown, Alex	OLB	6-2	235	So.	San Antonio, Texas/Claudia T. Johnson
43	Brown, Tré	LB	5-11	205	Fr.	Loganville, Ga./Grayson
61	Buchanan, Jonah	OG	6-4	285	R-So.	Honolulu, Hawaii/Iolani
44	Clark, Will	FB	6-1	228	So.	Andalusia, Ala./Andalusia
74	Clemens, Cole	OG/OT	6-6	320	Jr.	South Jordan, Utah/Bingham
96	Clifton, Nate	DL	6-5	260	Fr.	La Vergne, Tenn./Brentwood Academy
77	Cochran, Devin	OT	6-7	318	R-Jr.	Norcross, Ga./Greater Atlanta Christian
42	Coleman, Camden	S	6-2	202	So.	Champaign, Ill./University Laboratory
37	Cooke, Pierson	P	6-0	200	So.	Bloomfield Hills, Mich./Cranbrook-Kingswood
2	Coppet, Frank	S	5-11	192	R-Jr.	Ft. Lauderdale, Fla./St. Thomas Aquinas
3	Daley, Tae	S	6-0	202	Jr.	Warner Robins, Ga./Northside
55	Davis, Daevion	DT	6-2	302	Fr.	Madison, Ala./James Clemens
72	Dawkins, Dan	C/OG	6-3	305	R-Fr.	Staten Island, N.Y./The Peddie School
85	DeCoursey, Joel	TE	6-4	235	Fr.	Zionsville, Ind./Zionsville Community
12	DeVault-Smith, Brayden	ILB	6-3	234	R-So.	Nashville, Tenn./Pearl-Cohn
20	Douglas, Tré	CB	6-2	202	R-Fr.	McDonough, Ga./Eagles Landing Christian
49	Drevno, Zach	LS	6-0	220	So.	Saline, Mich./Saline
99	Edwards, Stone	DE	6-5	280	R-So.	Hillsborough, N.C./Orange
47	Farley, Wes	K	6-1	170	So.	New Canaan, Conn./New Canaan
71	Fitzgerald, Donald	OT	6-8	300	Fr.	Nashville, Tenn./Hillsboro
28	George, Allan	CB	6-1	185	R-So.	Andalusia, Ala./Andalusia
53	Godwin, Rowan	OG	6-4	308	Grad.	Dothan, Ala./Providence Christian
92	Green, Derek	DT	6-5	310	Fr.	Richlands, N.C./Southwest
98	Guay, Ryley	K	5-10	191	Sr.	Naperville, Ill./Benet Academy
15	Hamilton, Elijah	CB	6-2	205	R-Jr.	Roswell, Ga./Blessed Trinity Catholic
27	Harris, Brendon	S	6-1	208	R-Fr.	Chattanooga, Tenn./Baylor School
11	Harris, Justin	CB	6-1	180	Fr.	Attalla, Ala./Etowah
88	Harrison, Jayden	WR	5-10	192	Fr.	Nashville, Tenn./Pearl-Cohn
18	Hasan, Mo	QB	6-3	205	R-Jr.	Miami, Fla./Dillard
4	Haynie, Randall	CB	6-0	185	R-So.	Ft. Lauderdale, Fla./Cardinal Gibbons
21	Hebert, Kenny	OLB	6-4	237	R-Jr.	New Orleans, La./Holy Cross
62	Hernandez, Julian	OG	6-4	295	Fr.	Davie, Fla./St. Thomas Aquinas
44	James, Christian	DE	6-5	255	Fr.	Memphis, Tenn./Christian Brothers
33	Jerkins, Dashaun	S	6-0	190	R-Fr.	Woodbridge, Va./Woodbridge
6	Judy, Gabe	CB	6-1	180	Fr.	Charlotte, N.C./Ardrey Kell
7	Johnson, Cam	WR	6-0	190	R-Fr.	Brentwood, Tenn./Brentwood Academy
89	Kopp, Braden	TE	6-5	270	R-Jr.	Houston, Texas/Houston Christian
35	Langham, Malik	DL	6-4	290	R-Fr.	Huntsville, Ala./Lee
16	Lipscomb, Kalija	WR	6-1	201	Sr.	New Orleans, La./Jesuit
64	Lorenz, Carlton	OG	6-4	285	Jr.	Studio City, Calif./Bishop Alemany
56	Maddox, Brandon	DT/DE	6-3	290	Jr.	North Augusta, S.C./North Augusta
23	Mahoney, Jaylen	CB	5-11	183	Fr.	Rock Hill, S.C./South Pointe
45	Markel, Cody	TE	6-5	250	Sr.	Middleton, Wis./Middleton
3	Marlow, Ja'Veon	RB	5-11	190	R-Fr.	Winter Haven, Fla./Winter Haven Senior
30	Masina, Salua	ILB	6-3	225	R-Fr.	Salt Lake City, Utah/Brighton
41	McAllister, Elijah	OLB	6-6	263	R-Fr.	Rumson, N.J./Rumson Fair Haven
50	McMoore, Sean	C/OG	6-4	292	R-Jr.	Kapolei, Hawaii/Kapolei
59	Meyer, Scott	LS	6-1	235	Gr.	Alpharetta, Ga./Blessed Trinity Catholic
63	Miller, Grant	C/OG	6-4	295	R-So.	Ft. Lauderdale, Fla./St. Thomas Aquinas
48	Mintze, Andre	OLB	6-3	246	R-Jr.	Philadelphia, Pa./Imhotep Institute
7	Moore, Dimitri	ILB	6-3	230	R-So.	Cedar Hill, Texas/Cedar Hill
6	Neal, Riley	QB	6-6	220	Grad.	Yorktown, Ind./Yorktown
10	Odeyingbo, Dayo	DE	6-6	280	Jr.	Irving, Texas/Carrollton Ranchview
24	Orji, Alston	ILB	6-2	240	So.	Rockwall, Texas/Rockwall
26	Orji, Anfernee	S	6-2	222	Fr.	Rockwall, Texas/Rockwall
88	Owusu, Michael	OLB	6-5	233	R-So.	Oxnard, Calif./Oaks Christian
8	Paulino-Bell, Lashawn	OLB	6-4	245	R-So.	Ft. Lauderdale, Fla./St. Thomas Aquinas
9	Pearl, Caleb	OLB	6-1	237	Gr.	Chandler, Ariz./Hamilton
19	Pierce, Chris	WR	6-4	225	Jr.	Smithfield, Va./Smithfield
80	Pinkney, Jared	TE	6-5	260	Sr.	Norcross, Ga./Norcross
25	Pryor, Mitchell	RB	6-1	211	So.	Darien, Conn./Darien
22	Quillen, Austin	S	5-11	195	R-Jr.	Jenks, Okla./Jenks
94	Reitmaier, Rutger	DT/DE	6-3	265	R-So.	Nashville, Tenn./Lipscomb Academy
39	Rice, Javan	K	6-2	190	R-Fr.	Miami, Fla./Belen Jesuit Prep
66	Robinson, Cameron	DT	6-0	290	Jr.	Mobile, Ala./Murphy
57	Sa'o, Josiah	DT	6-2	295	R-Jr.	San Diego, Calif./Kearney
27	Sands, Tre	DB	5-11	190	Fr.	San Antonio, Texas/Johnson
10	Schoenwald, Gavin	TE	6-4	238	R-Fr.	Brentwood, Tenn./Brentwood Academy
11	Shelton-Mosley, Justice	WR	5-10	196	Gr.	Sacramento, Calif./Capital Christian
95	Smith, Harrison	P	5-10	186	So.	Franklin, Tenn./Brentwood Academy
46	Starling, Keithian	WR	6-0	184	Jr.	Nashville, Tenn./Nashville Christian
29	Starr, Brett	ILB	6-1	228	Jr.	Nashville, Tenn./Montgomery Bell
54	Steen, Tyler	OT	6-5	305	R-Fr.	Miami, Fla./St. Thomas Aquinas
73	Stewart, Jonathan	OT	6-7	326	R-So.	Lawrenceville, Ga./Mountain View
97	Surgers, Lorenza	DE	6-5	250	R-Fr.	Cary, N.C./Panther Creek
93	Thomas-Ailara, Tolu	DL	6-3	230	So.	Chicago Heights, Ill./Marian Catholic
90	Tidd, Cameron	DT/DE	6-3	300	R-Jr.	Greenwood, Ind./Center Grove
9	Tran-Reno, JR	RB	6-1	206	Fr.	Birmingham, Ala./Briarwood Christian
5	Vaughn, Ke'Shawn	RB	5-10	218	Sr.	Nashville, Tenn./Pearl-Cohn
32	Wakefield, Jamauri	RB	6-1	220	R-Jr.	Jacksonville, Fla./Providence
2	Wallace, Deuce	QB	6-2	212	R-Jr.	Sevierville, Tenn./Sevier County
15	Walters, Allan	QB	6-2	210	R-Fr.	Chatham, N.J./The Peddie School
65	Warden, Michael	OG	6-2	287	Jr.	Loveland, Ohio/Summit Country Day
31	Watkins, Cam	CB	6-0	203	Gr.	Nashville, Tenn./Pearl-Cohn
36	Wheatley, Jared	P	6-1	195	Fr.	Indian Trail, N.C./Porter Ridge
35	White, Kyle	TE	6-0	220	So.	Scottsdale, Ariz./Notre Dame Prep
5	Williams, DC	CB	5-11	192	Jr.	Miami, Fla./St. Thomas Aquinas
13	Winrow, Jackson	WR	6-0	193	R-Jr.	Shawnee, Okla./Shawnee
14	Worship, Max	S	6-1	202	So.	Ft. Lauderdale, Fla./Cardinal Gibbons
56	Young, Saige	OG	6-4	305	Sr.	Versailles, Ky./Woodford County
34	Zinn-Turner, Eddie	DT	6-1	315	Gr.	Canton, Ohio/Malvern

17	Afumei, Feleti	fah-le-tee ah-fuh-moo-ee
87	Abdur-Rahman, Amir	ah-meer ub-DUR ruh-man
14	Boddie, Devin	body
83	Bolar, CJ	bowler
21	Brooks, Keyon	keon
55	Davis, Daevion	day-vee-on
48	Drevno, Zach	drev-no
98	Guay, Ryley	gay rhy-lee
6	Judy, Gabe	judy
35	Langham, Malik	muh-leak
16	Lipscomb, Kalija	kah-lie-jah
45	Markel, Cody	mar-KELL
30	Masina, Salua	sah-lou-ah mah-see-na
3	Marlow, Ja'Veon	jay-vee-on
48	Mintze, Andre	mence
10	Odeyingbo, Dayo	die-oh oh-DANG-bow
24	Orji, Alston	OR-jee
26	Orji, Anfernee	OR-jee
88	Owusu, Michael	OH-woo-sue
9	Pearl, Caleb	peert
94	Reitmaier, Rutger	right-meyer
57	Sa'o, Josiah	joe-SIGH-ah sah-oh
32	Wakefield, Jamauri	jah-mar-ee

# Numerical Roster

2	Coppet, Frank	S	5-11	192	R-Jr.	Ft. Lauderdale, Fla./St. Thomas Aquinas
2	Wallace, Deuce	QB	6-2	212	R-Jr.	Sevierville, Tenn./Sevier County
3	Daley, Tae	S	6-0	202	Jr.	Warner Robins, Ga./Northside
3	Marlow, Ja'Veon	RB	5-11	190	R-Fr.	Winter Haven, Fla./Winter Haven Senior
4	Haynie, Randall	CB	6-0	185	R-So.	Ft. Lauderdale, Fla./Cardinal Gibbons
5	Williams, DC	DB	5-11	192	Jr.	Miami, Fla./St. Thomas Aquinas
5	Vaughn, Ke'Shawn	RB	5-10	218	R-Sr.	Nashville, Tenn./Pearl-Cohn
6	Jeudy, Gabe	CB	6-1	180	R-Fr.	Charlotte, N.C./Ardrey Kell
6	Neal, Riley	QB	6-6	225	Gr.	Yorktown, Ind./Yorktown
7	Johnson, Cam	WR	6-0	190	R-Fr.	Brentwood, Tenn./Brentwood Academy
7	Moore, Dimitri	ILB	6-3	230	R-So.	Cedar Hill, Texas/Cedar Hill
8	Paulino-Bell, Lashawn	OLB	6-4	245	R-So.	Ft. Lauderdale, Fla./St. Thomas Aquinas
9	Pearl, Caleb	OLB	6-1	237	Gr.	Chandler, Ariz./Hamilton
9	Tran-Reno, JR	RB	6-1	206	Fr.	Birmingham, Ala./Briarwood Christian
10	Odeyingbo, Dayo	DE	6-6	280	Jr.	Irving, Texas/Carrollton Ranchview
10	Schoenwald, Gavin	TE	6-4	238	R-Fr.	Brentwood, Tenn./Brentwood Academy
11	Harris, Justin	S	6-1	180	Fr.	Attalla, Ala./Etowah
11	Shelton-Mosley, Justice	WR	5-10	196	Gr.	Sacramento, Calif./Capital Christian
12	Bowen, Jack	QB	6-0	185	So.	Grand Rapids, Mich./Catholic Central
12	DeVault-Smith, Brayden	ILB	6-3	230	R-So.	Nashville, Tenn./Pearl-Cohn
13	Winrow, Jackson	WR	6-0	193	R-Jr.	Shawnee, Okla./Shawnee
14	Boddie, Devin	WR	5-11	178	Fr.	Memphis, Tenn./Whitehaven
14	Worship, Max	S	6-1	202	So.	Ft. Lauderdale, Fla./Cardinal Gibbons
15	Hamilton, Elijah	CB	6-2	205	R-Fr.	Roswell, Ga./Blessed Trinity Catholic
15	Walters, Allan	QB	6-2	210	R-Fr.	Chatham, N.J./The Peddie School
16	Anderson, BJ	CB	6-1	184	R-Fr.	Andalusia, Ala./Andalusia
16	Lipscomb, Kalija	WR	6-1	201	Sr.	New Orleans, La./Jesusit
17	Afemui, Feleti	ILB	6-3	243	R-So.	Kahului, Hawaii/Maui
18	Anderson, Colin	ILB	6-2	230	R-So.	Florence, Ala./Brooks
18	Hasan, Mo	QB	6-3	205	R-Jr.	Miami, Fla./Dillard
19	Pierce, Chris	WR	6-4	225	Jr.	Smithfield, Va./Smithfield
20	Douglas, Tré	S	6-2	202	R-Fr.	McDonough, Ga./Eagles Landing Christian
21	Brooks, Keyon	RB	6-1	202	R-Fr.	Powder Springs, Ga./Kennesaw Mountain
21	Hebert, Kenny	OLB	6-4	237	R-Jr.	New Orleans, La./Holy Cross
22	Quillen, Austin	S	5-11	195	R-Jr.	Jenks, Okla./Jenks
23	Mahoney, Jaylen	DB	5-11	183	Fr.	Rock Hill, S.C./South Pointe
24	Orji, Alston	ILB	6-2	240	So.	Rockwall, Texas/Rockwall
25	Pryor, Mitchell	RB	6-1	211	So.	Darien, Conn./Darien
26	Orji, Anfernee	S	6-2	222	Fr.	Rockwall, Texas/Rockwall
27	Harris, Brendon	S	6-1	208	R-Fr.	Chattanooga, Tenn./Baylor School
27	Sands, Tre	DB	5-11	190	Fr.	San Antonio, Texas/Johnson
28	George, Allan	CB	6-1	185	R-So.	Andalusia, Ala./Andalusia
29	Starr, Brett	ILB	6-1	228	Jr.	Nashville, Tenn./Montgomery Bell
30	Masina, Salua	ILB	6-3	225	R-Fr.	Salt Lake City, Utah/Brighton
31	Watkins, Cam	CB	6-0	203	Gr.	Nashville, Tenn./Pearl-Cohn
32	Wakefield, Jamauri	RB	6-1	220	R-Jr.	Jacksonville, Fla./Providence
33	Jenkins, Dashaun	CB	6-0	190	R-Fr.	Woodbridge, Va./Woodbridge
34	Zinn-Turner, Eddie	DT	6-1	315	Gr.	Canton, Ohio/Malvern
35	Langham, Malik	DL	6-4	290	R-Fr.	Huntsville, Ala./Lee
35	White, Kyle	TE	6-0	220	So.	Scottsdale, Ariz./Notre Dame Prep
36	Wheatley, Jared	P	6-1	195	Fr.	Indian Trail, N.C./Porter Ridge
37	Cooke, Pierson	P	6-0	200	So.	Bloomfield Hills, Mich./Cranbrook-Kingswood
38	Barksdale, Gil	S	5-10	190	Sr.	Solon, Ohio/Solon
39	Rice, Javan	K	6-2	190	R-Fr.	Miami, Fla./Belen Jesuit Prep
40	Boggs, Reece	TE	6-4	230	Fr.	Cincinnati, Ohio/Moeller
41	McAllister, Elijah	OLB	6-6	263	R-Fr.	Rumson, N.J./Rumson Fair Haven
42	Coleman, Camden	S	6-2	202	So.	Champaign, Ill./University Laboratory
43	Brown, Tré	LB	5-11	205	Fr.	Loganville, Ga./Grayson
44	Clark, Will	FB	6-1	228	So.	Andalusia, Ala./Andalusia
44	James, Christian	DE	6-5	255	Fr.	Memphis, Tenn./Christian Brothers
45	Markel, Cody	TE	6-5	250	Sr.	Middleton, Wis./Middleton
46	Starling, Keithian	WR	6-0	184	Jr.	Nashville, Tenn./Nashville Christian
47	Farley, Wes	K	6-1	170	So.	New Canaan, Conn./New Canaan
48	Mintze, Andre	OLB	6-3	246	R-Fr.	Philadelphia, Pa./Imhotep Institute
49	Drevno, Zach	LS	6-0	220	So.	Saline, Mich./Saline
50	McMoore, Sean	C/OG	6-4	292	R-Jr.	Kapolei, Hawaii/Kapolei
51	Blanton, Luke	ILB	6-2	225	So.	Dallas, Texas/Highland Park
52	Brown, Alex	OLB	6-2	235	So.	San Antonio, Texas/Claudia T. Johnson
53	Godwin, Rowan	OG	6-4	308	Gr.	Dothan, Ala./Providence Christian
54	Steen, Tyler	OG/OT	6-5	305	R-Fr.	Miami, Fla./St. Thomas Aquinas
55	Davis, Daevion	DT	6-2	302	Fr.	Madison, Ala./James Clemens
56	Maddox, Brandon	DT/DE	6-3	290	Jr.	North Augusta, S.C./North Augusta
56	Young, Saige	OG	6-4	305	Sr.	Versailles, Ky./Woodford County
57	Sa'o, Josiah	DT	6-2	295	R-Jr.	San Diego, Calif./Kearney
59	Meyer, Scott	LS	6-1	235	Gr.	Alpharetta, Ga./Blessed Trinity Catholic
61	Buchanan, Jonah	OG	6-4	285	R-So.	Honolulu, Hawaii/Iolani
62	Hernandez, Julian	OG	6-4	295	Fr.	Davie, Fla./St. Thomas Aquinas
63	Miller, Grant	C/OG	6-4	295	R-So.	Ft. Lauderdale, Fla./St. Thomas Aquinas
64	Lorenz, Carlton	OG	6-4	285	Jr.	Studio City, Calif./Bishop Alemany
65	Warden, Michael	OG	6-2	287	Jr.	Loveland, Ohio/Summit Country Day
66	Robinson, Cameron	DT	6-0	290	Jr.	Mobile, Ala./Murphy
69	Bapst, Brayden	OT	6-6	270	Fr.	Washington, D.C./St. John's College
71	Fitzgerald Donald	OT	6-8	300	Fr.	Nashville, Tenn./Hillsboro
72	Dawkins, Dan	C/OG	6-3	305	R-Fr.	Staten Island, N.Y./The Peddie School
73	Stewart, Jonathan	OT	6-7	326	R-So.	Lawrenceville, Ga./Mountain View
74	Clemens, Cole	OG/OT	6-6	320	Jr.	South Jordan, Utah/Bingham
77	Cochran, Devin	OT	6-7	318	R-Jr.	Norcross, Ga./Greater Atlanta Christian
80	Pinkney, Jared	TE	6-5	260	Sr.	Norcross, Ga./Norcross
81	Bostic, James	WR	6-3	218	R-So.	Ft. Lauderdale, Fla./Cardinal Gibbons
83	Bolar, C.J.	WR	6-1	190	So.	Purvis, Miss./Purvis
84	Ball, Justin	TE	6-6	230	Fr.	Glenn Dale, Md./Gonzaga Prep
85	DeCoursey, Joel	TE	6-4	235	Fr.	Zionsville, Ind./Zionsville Community
86	Bresnahan, Ben	TE	6-4	245	R-Fr.	Cumming, Ga./West Forsyth
87	Abdur-Rahman, Amir	WR	6-4	210	So.	Atlanta, Ga./Mays
87	Bailey, Bryce	OT	6-5	305	R-So.	Newburgh, Ind./Castle
88	Harrison, Jayden	WR	5-10	192	Fr.	Nashville, Tenn./Pearl-Cohn
88	Owusu, Michael	OLB	6-5	238	R-So.	Oxnard, Calif./Oaks Christian
89	Kopp, Braden	TE	6-5	270	R-Jr.	Houston, Texas/Houston Christian
90	Tidd, Cameron	DT/DE	6-3	300	R-Jr.	Greenwood, Ind./Center Grove
91	Birchmeier, Drew	DT/DE	6-4	300	R-Jr.	Midlothian, Va./Cosby
92	Green, Derek	DT	6-5	310	Fr.	Richlands, N.C./Southwest
93	Thomas-Ailara, Tolu	DL	6-3	230	So.	Chicago Heights, Ill./Marian Catholic
94	Reitmaier, Rutger	DT/DE	6-3	265	R-So.	Nashville, Tenn./Lipscomb Academy
95	Smith, Harrison	P	5-10	186	So.	Franklin, Tenn./Brentwood Academy
96	Clifton, Nate	DE	6-5	260	Fr.	La Vergne, Tenn./Brentwood Academy
97	Surgers, Lorenza	DE	6-5	250	R-Fr.	Cary, N.C./Panther Creek
98	Guay, Ryley	K	5-10	191	Sr.	Naperville, Ill./Benet Academy
99	Edwards, Stone	DL	6-5	280	R-So.	Hillsborough, N.C./Orange


# Academic Roster


9	Peart, Caleb	OLB	6-1	237	Grad.	African American & Diaspora • Medicine, Health and Society	3	Daley, Tae	S	6-0	202	Jr.	Sociology
2	Wallace, Deuce	QB	6-2	212	R-Jr.	American Studies	64	Lorenz, Carlton	OL	6-4	285	Jr.	Sociology
98	Guay, Ryley	K	5-10	191	Sr.	Biochemistry, Chemical Biology	12	DeVault-Smith, Brayden	ILB	6-3	234	R-So.	Sociology
52	Brown, Alex	OLB	6-2	235	So.	Biology	4	Haynie, Randall	CB	6-0	185	R-So.	Sociology
48	Mintze, Andre	OLB	6-3	246	R-Jr.	Cinema & Media Arts • Medicine, Health and Society	95	Reitmaier, Rutger	DE	6-3	265	R-So.	Sociology
7	Moore, Dimitri	ILB	6-3	230	R-So.	Cinema & Media Arts	8	Lashawn Paulino-Bell	OLB	6-4	245	R-So.	Undeclared
18	Anderson, Colin	ILB	6-2	230	R-So.	Communication of Science and Technology	87	Abdur-Rahman, Amir	WR	6-4	210	So.	Undeclared
80	Pinkney, Jared	TE	6-5	260	R-Sr.	Communication Studies	16	Anderson, BJ	CB	6-1	184	So.	Undeclared
61	Buchanan, Jonah	OG	6-4	285	R-So.	Computer Science • Mathematics	51	Blanton, Luke	ILB	6-2	225	So.	Undeclared
18	Hasan, Mo	QB	6-3	205	R-Jr.	Economics • History	83	Bolar, C.J.	WR	6-1	190	So.	Undeclared
74	Clemens, Cole	OG/OT	6-6	320	Jr.	Economics	12	Bowen, Jack	QB	6-0	185	So.	Undeclared
31	Pryor, Mitchell	RB	6-1	211	So.	Economics	86	Bresnahan, Ben	TE	6-4	245	So.	Undeclared
35	White, Kyle	LS	6-0	210	So.	Economics	52	Brown, Alex	OLB	6-2	235	So.	Undeclared
39	Rice, Javan	K	6-2	190	R-Fr.	Economics	44	Clark, Will	FB	6-1	228	So.	Undeclared
46	Starling, Keithian	WR	6-0	184	Jr.	Engineering Science	42	Coleman, Camden	S	6-2	202	So.	Undeclared
77	Cochran, Devin	OT	6-7	318	R-Jr.	Human & Organizational Development	37	Cooke, Pierson	P	6-0	180	So.	Undeclared
22	Quillen, Austin	S	5-11	195	R-Jr.	Human & Organizational Development	70	Dawkins, Dan	C/OG	6-3	305	So.	Undeclared
63	Miller, Grant	C/OG	6-4	295	R-So.	Human & Organizational Development	22	Douglas, Tré	CB	6-2	200	So.	Undeclared
17	Afemui, Feleti	ILB	6-3	243	So.	Human & Organizational Development	49	Drevno, Zach	LS	6-0	220	So.	Undeclared
12	Bowen, Jack	QB	6-0	185	So.	Human & Organizational Development	47	Farley, Wes	K	5-9	160	So.	Undeclared
49	Drevno, Zach	LS	6-0	220	So.	Human & Organizational Development	13	Harris, Brendon	S	6-1	208	So.	Undeclared
91	Birchmeier, Drew	DT	6-4	300	R-Jr.	Law, History and Society	33	Jerkins, Dashaun	CB	6-0	190	So.	Undeclared
89	Kopp, Braden	TE	6-5	270	R-Jr.	Law, History and Society	7	Johnson, Cam	WR	6-0	190	So.	Undeclared
59	Meyer, Scott	LS	6-1	235	Grad.	Leadership and Organizational Performance	35	Langham, Malik	DL	6-5	290	So.	Undeclared
6	Neal, Riley	QB	6-6	225	Grad.	Learning, Diversity and Health Studies	3	Marlow, Ja'Veon	RB	5-11	190	So.	Undeclared
31	Watkins, Cam	CB	6-0	203	Grad.	Learning, Diversity and Health Studies	30	Masina, Salua	ILB	6-3	225	So.	Undeclared
34	Zinn-Turner, Eddie	DT	6-1	315	Grad.	Learning, Diversity and Health Studies	41	McAllister, Elijah	OLB	6-6	263	So.	Undeclared
11	Shelton-Mosley, Justice	WR	5-10	196	Grad.	Marketing	24	Orji, Alston	ILB	6-2	240	So.	Undeclared
53	Godwin, Rowan	OG	6-4	308	Grad.	Medicine, Health and Society	94	Reitmaier, Rutger	DE	6-3	265	So.	Undeclared
38	Barksdale, Gil	S	5-10	183	Sr.	Medicine, Health and Society	25	Pryor, Mitchell	RB	6-1	211	So.	Undeclared
56	Young, Saige	OG	6-4	305	Sr.	Medicine, Health and Society	39	Rice, Javan	K	6-2	190	So.	Undeclared
2	Coppet, Frank	S	5-11	192	R-Jr.	Medicine, Health and Society	10	Schoenwald, Gavin	TE	6-4	238	So.	Undeclared
15	Hamilton, Elijah	CB	6-1	205	R-Jr.	Medicine, Health and Society	95	Smith, Harrison	P	5-10	186	So.	Undeclared
57	Sa'o, Josiah	DT	6-2	295	R-Jr.	Medicine, Health and Society	54	Steen, Tyler	OL	6-5	305	So.	Undeclared
90	Tidd, Cameron	DT/DE	6-3	300	R-Jr.	Medicine, Health and Society	97	Surgers, Lorenza	DE	6-5	250	So.	Undeclared
56	Maddox, Brandon	DT/DE	6-3	290	Jr.	Medicine, Health and Society	93	Thomas-Ailara, Tolu	DL	6-3	230	So.	Undeclared
10	Odeyingbo, Dayo	DE	6-6	280	Jr.	Medicine, Health and Society	15	Walters, Allan	QB	6-2	210	So.	Undeclared
66	Robinson, Cameron	DT	6-0	290	Jr.	Medicine, Health and Society	35	White, Kyle	TE	6-0	220	So.	Undeclared
5	Williams, DC	CB	5-11	192	Jr.	Medicine, Health and Society	84	Ball, Justin	TE	6-6	230	Fr.	Undeclared
87	Bailey, Bryce	OT	6-5	305	R-So.	Medicine, Health and Society	69	Bapst, Brayden	OT	6-6	270	Fr.	Undeclared
81	Bostic, James	WR	6-3	218	R-So.	Medicine, Health and Society	14	Boddie, Devin	WR	5-11	178	Fr.	Undeclared
88	Owusu, Michael	OLB	6-5	238	R-So.	Medicine, Health and Society	40	Boggs, Reece	TE	6-4	230	Fr.	Undeclared
28	George, Allan	CB	6-1	185	R-So.	Medicine, Health and Society	21	Brooks, Keyon	RB	6-1	202	Fr.	Undeclared
86	Bresnahan, Ben	TE	6-4	245	R-Fr.	Medicine, Health and Society	43	Brown, Tré	LB	5-11	205	Fr.	Undeclared
95	Smith, Harrison	P	5-10	190	So.	Neuroscience	96	Clifton, Nate	DE	6-5	260	Fr.	Undeclared
99	Edwards, Stone	DE	6-5	280	R-So.	Psychology	55	Davis, Daevion	DT	6-2	302	Fr.	Undeclared
5	Vaughn, Ke'Shawn	RB	5-10	218	R-Sr.	Sociology	85	DeCoursey, Joel	TE	6-4	235	Fr.	Undeclared
16	Lipscomb, Kalija	WR	6-1	201	Sr.	Sociology	71	Fitzgerald, Donald	OT	6-8	300	Fr.	Undeclared
21	Hebert, Kenny	OLB	6-4	237	R-Jr.	Sociology	92	Green, Derek	DT	6-5	310	Fr.	Undeclared
50	McMoore, Sean	OL	6-4	292	R-Jr.	Sociology	27	Harris, Justin	S	6-1	180	Fr.	Undeclared
							88	Harrison, Jayden	WR	5-10	192	Fr.	Undeclared
							62	Hernandez, Julian	OG	6-4	295	Fr.	Undeclared
							44	James, Christian	DE	6-5	255	Fr.	Undeclared
							6	Jeudy, Gabe	CB	6-1	180	Fr.	Undeclared
							23	Mahoney, Jaylen	CB	5-11	183	Fr.	Undeclared
							26	Orji, Anfernee	S	6-2	222	Fr.	Undeclared
							27	Sands, Tre	DB	5-11	190	Fr.	Undeclared
							9	Tran-Reno, JR	RB	6-1	206	Fr.	Undeclared
							36	Wheatley, Jared	P	6-1	195	Fr.	Undeclared


## Geographical Roster


16 Anderson, BJ	CB	6-1	184	R-Fr.	Andalusia, Ala./Andalusia	12 Bowen, Jack	QB	6-0	185	So.	Grand Rapids, Mich./Catholic Central
18 Anderson, Colin	ILB	6-2	230	R-So.	Florence, Ala./Brooks	37 Cooke, Pierson	P	6-0	200	So.	Bloomfield Hills, Mich./Cranbrook-Kingswood
44 Clark, Will	FB	6-1	228	So.	Andalusia, Ala./Andalusia	49 Drevno, Zach	LS	6-0	220	So.	Saline, Mich./Saline
55 Davis, Daevion	DT	6-2	302	Fr.	Madison, Ala./James Clemens						
28 George, Allan	CB	6-1	185	R-So.	Andalusia, Ala./Andalusia	83 Bolar, C.J.	WR	6-1	190	So.	Purvis, Miss./Purvis
53 Godwin, Rowan	OG	6-4	308	Gr.	Dothan, Ala./Providence Christian						
11 Harris, Justin	S	6-1	180	Fr.	Attalla, Ala./Etowah	41 McAllister, Elijah	OLB	6-6	263	R-Fr.	Rumson, N.J./Rumson Fair Haven
35 Langham, Malik	DL	6-4	290	R-Fr.	Huntsville, Ala./Lee	15 Walters, Allan	QB	6-2	210	R-Fr.	Chatham, N.J./The Peddie School
66 Robinson, Cameron	DT	6-0	290	Jr.	Mobile, Ala./Murphy						
9 Tran-Reno, JR	RB	6-1	206	Fr.	Birmingham, Ala./Briarwood Christian	72 Dawkins, Dan	C	6-3	305	R-Fr.	Staten Island, N.Y./The Peddie School
9 Peart, Caleb	OLB	6-1	232	Gr.	Chandler, Ariz./Hamilton	99 Edwards, Stone	DL	6-5	280	R-So.	Hillsborough, N.C./Orange
35 White, Kyle	TE	6-0	220	So.	Scottsdale, Ariz./Notre Dame Prep	92 Green, Derek	DT	6-5	310	Fr.	Richlands, N.C./Southwest
						6 Jeudy, Gabe	CB	6-1	180	Fr.	Charlotte, N.C./Ardrey Kell
64 Lorenz, Carlton	OG	6-4	285	Jr.	Studio City, Calif./Bishop Alemany	97 Surgers, Lorenza	DE	6-5	250	R-Fr.	Cary, N.C./Panther Creek
88 Owusu, Michael	OLB	6-5	238	R-So.	Oxnard, Calif./Oaks Christian	36 Wheatley, Jared	P	6-1	195	Fr.	Indian Trail, N.C./Porter Ridge
57 Sa'o, Josiah	DT	6-2	295	R-Jr.	San Diego, Calif./Kearney						
11 Shelton-Mosley, Justice	WR	5-10	196	Gr.	Sacramento, Calif./Capital Christian	38 Barksdale, Gil	S	5-10	190	Sr.	Solon, Ohio/Solon
						40 Boggs, Reece	TE	6-4	230	Fr.	Cincinnati, Ohio/Moeller
47 Farley, Wes	K	5-9	160	So.	New Canaan, Conn./New Canaan	65 Warden, Michael	OG	6-2	287	Jr.	Loveland, Ohio/Summit Country Day
25 Pryor, Mitchell	RB	6-1	211	So.	Darien, Conn./Darien	34 Zinn-Turner, Eddie	DT	6-1	315	Gr.	Canton, Ohio/Malvern
87 Abdur-Rahman, Amir	WR	6-4	210	So.	Atlanta, Ga./Mays	22 Quillen, Austin	S	5-11	195	R-Jr.	Jenks, Okla./Jenks
86 Bresnahan, Ben	TE	6-4	245	R-Fr.	Cumming, Ga./West Forsyth	13 Winrow, Jackson	WR	6-0	193	R-Jr.	Shawnee, Okla./Shawnee
21 Brooks, Keyon	RB	6-1	202	Fr.	Powder Springs, Ga./Kennesaw Mountain						
43 Brown, Tré	LB	5-11	205	Fr.	Loganville, Ga./Grayson	48 Mintze, Andre	OLB	6-3	246	R-Fr.	Philadelphia, Pa./Imhotep Institute
77 Cochran, Devin	OT	6-7	318	R-Jr.	Norcross, Ga./Greater Atlanta Christian						
3 Daley, Tae	S	6-0	202	Jr.	Warner Robins, Ga./Northside	56 Maddox, Brandon	DT/DE	6-3	290	Jr.	North Augusta, S.C./North Augusta
20 Douglas, Tré	CB	6-2	202	R-Fr.	McDonough, Ga./Eagles Landing Christian	23 Mahoney, Jaylen	DB	5-11	183	Fr.	Rock Hill, S.C./South Pointe
15 Hamilton, Elijah	CB	6-2	205	R-Jr.	Roswell, Ga./Blessed Trinity Catholic						
59 Meyer, Scott	LS	6-1	235	Gr.	Alpharetta, Ga./Blessed Trinity Catholic	14 Boddie, Devin	WR	5-11	178	Fr.	Memphis, Tenn./Whitehaven
80 Pinkney, Jared	TE	6-5	260	Sr.	Norcross, Ga./Norcross	96 Clifton, Nate	DE	6-5	260	Fr.	La Vergne, Tenn./Brentwood Academy
73 Stewart, Jonathan	OT	6-7	326	R-So.	Lawrenceville, Ga./Mountain View	12 DeVault-Smith, Brayden	ILB	6-3	234	R-So.	Nashville, Tenn./Pearl-Cohn
						71 Fitzgerald Donald	OT	6-8	300	Fr.	Nashville, Tenn./Hillsboro
81 Bostic, James	WR	6-3	218	R-So.	Ft. Lauderdale, Fla./Cardinal Gibbons	27 Harris, Brendon	S	6-1	208	R-Fr.	Chattanooga, Tenn./Baylor School
2 Coppet, Frank	S	5-11	192	R-Jr.	Ft. Lauderdale, Fla./St. Thomas Aquinas	88 Harrison, Jayden	WR	5-10	192	Fr.	Nashville, Tenn./Pearl-Cohn
18 Hasan, Mo	QB	6-3	205	R-Jr.	Miami, Fla./Dillard	44 James, Christian	DE	6-5	255	Fr.	Memphis, Tenn./Christian Brothers
4 Haynie, Randall	CB	6-0	185	R-So.	Ft. Lauderdale, Fla./Cardinal Gibbons	7 Johnson, Cam	WR	6-0	190	R-Fr.	Brentwood, Tenn./Brentwood Academy
62 Hernandez, Julian	OG	6-4	295	Fr.	Davie, Fla./St. Thomas Aquinas	94 Reitmaier, Rutger	DT/DE	6-3	265	R-So.	Nashville, Tenn./Lipscomb Academy
3 Marlow, Ja'Veon	RB	5-11	190	R-Fr.	Winter Haven, Fla./Winter Haven Senior	10 Schoenwald, Gavin	TE	6-4	238	R-Fr.	Brentwood, Tenn./Brentwood Academy
63 Miller, Grant	C/OG	6-4	295	R-So.	Ft. Lauderdale, Fla./St. Thomas Aquinas	95 Smith, Harrison	P	5-10	186	So.	Franklin, Tenn./Brentwood Academy
8 Paulino-Bell, Lashawn	OLB	6-4	245	R-So.	Ft. Lauderdale, Fla./St. Thomas Aquinas	46 Starling, Keithian	WR	6-0	184	Jr.	Nashville, Tenn./Nashville Christian
39 Rice, Javan	K	6-2	190	R-Fr.	Miami, Fla./Belen Jesuit Prep	29 Starr, Brett	ILB	6-1	228	Jr.	Nashville, Tenn./Montgomery Bell
54 Steen, Tyler	OG/OT	6-5	305	R-Fr.	Miami, Fla./St. Thomas Aquinas	5 Vaughn, Ke'Shawn	RB	5-10	218	R-Sr.	Nashville, Tenn./Montgomery Bell
32 Wakefield, Jamauri	RB	6-1	220	R-Jr.	Jacksonville, Fla./Providence	2 Wallace, Deuce	QB	6-2	212	R-Jr.	Sevierville, Tenn./Sevier County
5 Williams, DC	DB	5-11	192	Jr.	Miami, Fla./St. Thomas Aquinas	31 Watkins, Cam	CB	6-0	203	Gr.	Nashville, Tenn./Pearl-Cohn
14 Worship, Max	S	6-1	202	So.	Ft. Lauderdale, Fla./Cardinal Gibbons						
17 Afemui, Feleti	ILB	6-3	243	R-So.	Kahului, Hawaii/Maui	51 Blanton, Luke	ILB	6-2	225	So.	Dallas, Texas/Highland Park
61 Buchanan, Jonah	OG	6-4	285	R-So.	Honolulu, Hawaii/Iolani	52 Brown, Alex	OLB	6-2	235	So.	San Antonio, Texas/Claudia T. Johnson
50 McMoore, Sean	C/OG	6-4	292	R-Jr.	Kapolei, Hawaii/Kapolei	89 Kopp, Braden	TE	6-5	270	R-Jr.	Houston, Texas/Houston Christian
						7 Moore, Dimitri	ILB	6-3	230	R-So.	Cedar Hill, Texas/Cedar Hill
56 Young, Saige	OG	6-4	305	Sr.	Versailles, Ky./Woodford County	10 Odeyingbo, Dayo	DE	6-6	280	Jr.	Irving, Texas/Carrollton Ranchview
						24 Orji, Alston	ILB	6-2	240	So.	Rockwall, Texas/Rockwall
21 Hebert, Kenny	OLB	6-4	237	R-Jr.	New Orleans, La./Holy Cross	26 Orji, Anfernee	S	6-2	222	Fr.	Rockwall, Texas/Rockwall
16 Lipscomb, Kalija	WR	6-1	201	Sr.	New Orleans, La./Jesuit	27 Sands, Tre	DB	5-11	190	Fr.	San Antonio, Texas/Johnson
42 Coleman, Camden	S	6-2	202	So.	Champaign, Ill./University Laboratory	74 Clemens, Cole	OG/OT	6-6	320	Jr.	South Jordan, Utah/Bingham
98 Guay, Ryley	K	5-10	191	Sr.	Naperville, Ill./Benet Academy	30 Masina, Salua	ILB	6-3	225	R-Fr.	Salt Lake City, Utah/Brighton
93 Thomas-Ailara, Tolu	DL	6-3	230	So.	Chicago Heights, Ill./Marian Catholic						
						91 Birchmeier, Drew	DT/DE	6-4	300	R-Jr.	Midlothian, Va./Cosby
87 Bailey, Bryce	OT	6-5	305	R-So.	Newburgh, Ind./Castle	33 Jerkins, Dashawn	CB	6-0	190	R-Fr.	Woodbridge, Va./Woodbridge
85 DeCoursey, Joel	TE	6-4	235	Fr.	Zionsville, Ind./Zionsville Community	19 Pierce, Chris	WR	6-4	225	Jr.	Smithfield, Va./Smithfield
6 Neal, Riley	QB	6-6	225	Gr.	Yorktown, Ind./Yorktown						
90 Tidd, Cameron	DT/DE	6-3	300	R-Jr.	Greenwood, Ind./Center Grove	69 Bapst, Brayden	OT	6-6	270	Fr.	Washington, D.C./St. John's College
84 Ball, Justin	TE	6-6	230	Fr.	Glenn Dale, Md./Gonzaga Prep	45 Markel, Cody	TE	6-5	250	Sr.	Middleton, Wis./Middleton


## Student-Athlete Profiles


<b>QB</b>		<b>18 • MO HASAN • 6-3 • 205 • Redshirt Junior • Miami, Fla. • Dillard</b>																																					
		<ul style="list-style-type: none"> <li>• Majoring in economics and history</li> <li>• Guided Commodores to victory over Missouri in first career start at Vanderbilt</li> <li>• Three-star prospect out of powerful Dillard in south Florida</li> <li>• Helped organize Second Spoon non-profit to help homeless citizens in Nashville; started program when in South Florida hometown</li> <li>• One of five siblings</li> </ul>	<table border="1" style="width: 100%; border-collapse: collapse;"> <thead> <tr> <th>PASSING</th> <th>G</th> <th>Comp</th> <th>Att</th> <th>Pct</th> <th>Yards</th> <th>TDs</th> <th>Int</th> <th>Long</th> </tr> </thead> <tbody> <tr> <td>2019</td> <td>1</td> <td>7</td> <td>11</td> <td>63.6</td> <td>120</td> <td>1</td> <td>0</td> <td>61</td> </tr> <tr> <td>2018</td> <td>4</td> <td>4</td> <td>6</td> <td>66.7</td> <td>45</td> <td>0</td> <td>0</td> <td>12</td> </tr> <tr> <td><b>TOTAL</b></td> <td><b>5</b></td> <td><b>11</b></td> <td><b>17</b></td> <td><b>64.7</b></td> <td><b>165</b></td> <td><b>1</b></td> <td><b>0</b></td> <td><b>61</b></td> </tr> </tbody> </table>	PASSING	G	Comp	Att	Pct	Yards	TDs	Int	Long	2019	1	7	11	63.6	120	1	0	61	2018	4	4	6	66.7	45	0	0	12	<b>TOTAL</b>	<b>5</b>	<b>11</b>	<b>17</b>	<b>64.7</b>	<b>165</b>	<b>1</b>	<b>0</b>	<b>61</b>
		PASSING	G	Comp	Att	Pct	Yards	TDs	Int	Long																													
2019	1	7	11	63.6	120	1	0	61																															
2018	4	4	6	66.7	45	0	0	12																															
<b>TOTAL</b>	<b>5</b>	<b>11</b>	<b>17</b>	<b>64.7</b>	<b>165</b>	<b>1</b>	<b>0</b>	<b>61</b>																															


<b>QB</b>		<b>6 • RILEY NEAL • 6-5 • 220 • Graduate • Yorktown, Ind. • Yorktown</b>																																																																
		<ul style="list-style-type: none"> <li>• 2019 Johnny Unitas Golden Arm preseason watch list</li> <li>• Working toward master's degree in learning, diversity and urban studies</li> <li>• Played previous four years at Ball State where he started 34 games at quarterback</li> <li>• Completed 75% of throws (21-of-28) for 189 yards and a TD against Northern Ill.</li> <li>• Two-time Academic All-Mid American Conference (2016, 2018)</li> <li>• Earned undergraduate degree in business administration from Ball State</li> </ul>	<table border="1" style="width: 100%; border-collapse: collapse;"> <thead> <tr> <th>PASSING</th> <th>G</th> <th>Comp</th> <th>Att</th> <th>Pct</th> <th>Yards</th> <th>TDs</th> <th>Int</th> <th>Long</th> </tr> </thead> <tbody> <tr> <td>2019 (Vandy)</td> <td>8</td> <td>109</td> <td>186</td> <td>58.6</td> <td>1,293</td> <td>6</td> <td>4</td> <td>75</td> </tr> <tr> <td>2018 (Ball St)</td> <td>9</td> <td>194</td> <td>335</td> <td>57.9</td> <td>1,917</td> <td>11</td> <td>4</td> <td>52</td> </tr> <tr> <td>2017 (Ball St)</td> <td>3</td> <td>67</td> <td>99</td> <td>67.7</td> <td>659</td> <td>6</td> <td>3</td> <td>27</td> </tr> <tr> <td>2016 (Ball St)</td> <td>11</td> <td>242</td> <td>394</td> <td>61.4</td> <td>2,541</td> <td>13</td> <td>12</td> <td>62</td> </tr> <tr> <td>2015 (Ball St)</td> <td>11</td> <td>228</td> <td>391</td> <td>58.3</td> <td>2,276</td> <td>16</td> <td>6</td> <td>53</td> </tr> <tr> <td><b>TOTAL</b></td> <td><b>42</b></td> <td><b>840</b></td> <td><b>1,405</b></td> <td><b>59.8</b></td> <td><b>8,586</b></td> <td><b>52</b></td> <td><b>29</b></td> <td><b>75</b></td> </tr> </tbody> </table>	PASSING	G	Comp	Att	Pct	Yards	TDs	Int	Long	2019 (Vandy)	8	109	186	58.6	1,293	6	4	75	2018 (Ball St)	9	194	335	57.9	1,917	11	4	52	2017 (Ball St)	3	67	99	67.7	659	6	3	27	2016 (Ball St)	11	242	394	61.4	2,541	13	12	62	2015 (Ball St)	11	228	391	58.3	2,276	16	6	53	<b>TOTAL</b>	<b>42</b>	<b>840</b>	<b>1,405</b>	<b>59.8</b>	<b>8,586</b>	<b>52</b>	<b>29</b>	<b>75</b>
		PASSING	G	Comp	Att	Pct	Yards	TDs	Int	Long																																																								
2019 (Vandy)	8	109	186	58.6	1,293	6	4	75																																																										
2018 (Ball St)	9	194	335	57.9	1,917	11	4	52																																																										
2017 (Ball St)	3	67	99	67.7	659	6	3	27																																																										
2016 (Ball St)	11	242	394	61.4	2,541	13	12	62																																																										
2015 (Ball St)	11	228	391	58.3	2,276	16	6	53																																																										
<b>TOTAL</b>	<b>42</b>	<b>840</b>	<b>1,405</b>	<b>59.8</b>	<b>8,586</b>	<b>52</b>	<b>29</b>	<b>75</b>																																																										


<b>QB</b>		<b>2 • DEUCE WALLACE • 6-2 • 212 • Redshirt Junior • Sevierville, Tenn. • Sevier County</b>																																														
		<ul style="list-style-type: none"> <li>• Majoring in American studies</li> <li>• Seen action in four of five games as backup to Riley Neal</li> <li>• Three-star prospect at quarterback</li> <li>• Lettered in football, basketball and baseball at Sevier County (Tenn.)</li> <li>• Younger brother, Chase, is a pitcher for the Tennessee Volunteers</li> <li>• Single-digit handicap in golf</li> </ul>	<table border="1" style="width: 100%; border-collapse: collapse;"> <thead> <tr> <th>PASSING</th> <th>G</th> <th>Comp</th> <th>Att</th> <th>Pct</th> <th>Yards</th> <th>TDs</th> <th>Int</th> <th>Long</th> </tr> </thead> <tbody> <tr> <td>2019</td> <td>7</td> <td>40</td> <td>94</td> <td>42.5</td> <td>277</td> <td>0</td> <td>4</td> <td>19</td> </tr> <tr> <td>2018</td> <td>-</td> <td>-</td> <td>-</td> <td>DNP</td> <td>-</td> <td>-</td> <td>-</td> <td>-</td> </tr> <tr> <td>2017</td> <td>4</td> <td>11</td> <td>22</td> <td>50.0</td> <td>94</td> <td>0</td> <td>0</td> <td>25</td> </tr> <tr> <td><b>TOTAL</b></td> <td><b>11</b></td> <td><b>51</b></td> <td><b>116</b></td> <td><b>44.0</b></td> <td><b>371</b></td> <td><b>0</b></td> <td><b>4</b></td> <td><b>25</b></td> </tr> </tbody> </table>	PASSING	G	Comp	Att	Pct	Yards	TDs	Int	Long	2019	7	40	94	42.5	277	0	4	19	2018	-	-	-	DNP	-	-	-	-	2017	4	11	22	50.0	94	0	0	25	<b>TOTAL</b>	<b>11</b>	<b>51</b>	<b>116</b>	<b>44.0</b>	<b>371</b>	<b>0</b>	<b>4</b>	<b>25</b>
		PASSING	G	Comp	Att	Pct	Yards	TDs	Int	Long																																						
2019	7	40	94	42.5	277	0	4	19																																								
2018	-	-	-	DNP	-	-	-	-																																								
2017	4	11	22	50.0	94	0	0	25																																								
<b>TOTAL</b>	<b>11</b>	<b>51</b>	<b>116</b>	<b>44.0</b>	<b>371</b>	<b>0</b>	<b>4</b>	<b>25</b>																																								


<b>RB</b>		<b>5 • KE'SHAWN VAUGHN • 5-10 • 218 • Redshirt Senior • Nashville, Tenn. • Pearl-Cohn</b>																																																		
		<ul style="list-style-type: none"> <li>• Majoring in sociology</li> <li>• Preseason watch lists for Doak Walker Award, Maxwell Award</li> <li>• Has back-to-back rushing games of 130 and 138 yards against LSU and Northern Illinois</li> <li>• Finished stellar 2018 campaign with remarkable 243-yard rushing effort vs. Baylor in Texas Bowl</li> <li>• SEC's leading rusher (1,244 yards) returning from 2018 season</li> <li>• Owns large fanbase in his hometown, where he starred at Pearl-Cohn High School</li> </ul>	<table border="1" style="width: 100%; border-collapse: collapse;"> <thead> <tr> <th>RUSHING</th> <th>G</th> <th>Att</th> <th>Yards</th> <th>Avg.</th> <th>TD</th> <th>Long</th> </tr> </thead> <tbody> <tr> <td>2019 (Vandy)</td> <td>9</td> <td>166</td> <td>818</td> <td>4.9</td> <td>6</td> <td>52</td> </tr> <tr> <td>2018 (Vandy)</td> <td>12</td> <td>157</td> <td>1,244</td> <td>7.9</td> <td>12</td> <td>78</td> </tr> <tr> <td><b>VU TOTAL</b></td> <td><b>21</b></td> <td><b>323</b></td> <td><b>2,062</b></td> <td><b>6.4</b></td> <td><b>18</b></td> <td><b>78</b></td> </tr> <tr> <td>2016 (Illinois)</td> <td>11</td> <td>60</td> <td>301</td> <td>6.0</td> <td>3</td> <td>65</td> </tr> <tr> <td>2015 (Illinois)</td> <td>11</td> <td>157</td> <td>723</td> <td>4.6</td> <td>6</td> <td>78</td> </tr> <tr> <td><b>TOTAL</b></td> <td><b>42</b></td> <td><b>525</b></td> <td><b>3,085</b></td> <td><b>5.8</b></td> <td><b>27</b></td> <td><b>78</b></td> </tr> </tbody> </table>	RUSHING	G	Att	Yards	Avg.	TD	Long	2019 (Vandy)	9	166	818	4.9	6	52	2018 (Vandy)	12	157	1,244	7.9	12	78	<b>VU TOTAL</b>	<b>21</b>	<b>323</b>	<b>2,062</b>	<b>6.4</b>	<b>18</b>	<b>78</b>	2016 (Illinois)	11	60	301	6.0	3	65	2015 (Illinois)	11	157	723	4.6	6	78	<b>TOTAL</b>	<b>42</b>	<b>525</b>	<b>3,085</b>	<b>5.8</b>	<b>27</b>	<b>78</b>
		RUSHING	G	Att	Yards	Avg.	TD	Long																																												
2019 (Vandy)	9	166	818	4.9	6	52																																														
2018 (Vandy)	12	157	1,244	7.9	12	78																																														
<b>VU TOTAL</b>	<b>21</b>	<b>323</b>	<b>2,062</b>	<b>6.4</b>	<b>18</b>	<b>78</b>																																														
2016 (Illinois)	11	60	301	6.0	3	65																																														
2015 (Illinois)	11	157	723	4.6	6	78																																														
<b>TOTAL</b>	<b>42</b>	<b>525</b>	<b>3,085</b>	<b>5.8</b>	<b>27</b>	<b>78</b>																																														

<b>RB</b>		<b>21 • KEYON BROOKS • 6-1 • 205 • Freshman • Powder Springs, Ga. • Kennesaw Mountain</b>																						
		<ul style="list-style-type: none"> <li>• Undecided on a major</li> <li>• First collegiate touchdown came on 61-yard carry against Northern Illinois</li> <li>• Consensus three-star prospect out of high school</li> <li>• Rushed for 3,569 yards and compiled 36 touchdowns at Kennesaw Mountain HS north of Atlanta</li> <li>• 493 all-purpose yards (331 rushing yards, 162 receiving yards) against Lassister</li> <li>• Born in New Orleans</li> </ul>	<table border="1" style="width: 100%; border-collapse: collapse;"> <thead> <tr> <th>RUSHING</th> <th>G</th> <th>Att</th> <th>Yards</th> <th>Avg.</th> <th>TD</th> <th>Long</th> </tr> </thead> <tbody> <tr> <td>2019</td> <td>8</td> <td>33</td> <td>155</td> <td>4.7</td> <td>1</td> <td>61</td> </tr> <tr> <td><b>TOTAL</b></td> <td><b>8</b></td> <td><b>33</b></td> <td><b>155</b></td> <td><b>4.7</b></td> <td><b>1</b></td> <td><b>61</b></td> </tr> </tbody> </table>	RUSHING	G	Att	Yards	Avg.	TD	Long	2019	8	33	155	4.7	1	61	<b>TOTAL</b>	<b>8</b>	<b>33</b>	<b>155</b>	<b>4.7</b>	<b>1</b>	<b>61</b>
		RUSHING	G	Att	Yards	Avg.	TD	Long																
2019	8	33	155	4.7	1	61																		
<b>TOTAL</b>	<b>8</b>	<b>33</b>	<b>155</b>	<b>4.7</b>	<b>1</b>	<b>61</b>																		


<b>RB</b>		<b>32 • JAMAURI WAKEFIELD • 6-1 • 220 • Redshirt Junior • Jacksonville, Fla. • Providence</b>																																				
		<ul style="list-style-type: none"> <li>• Majoring in political science</li> <li>• Averaged 4.5 yards/carry as redshirt sophomore in 2018</li> <li>• Rushed for 74 yards at Kentucky, and 72 yards against South Carolina</li> <li>• Consensus three-star prospect out of high school</li> <li>• Born and raised in Jacksonville</li> <li>• Three-sport star in high school (football, basketball, track and field)</li> </ul>	<table border="1" style="width: 100%; border-collapse: collapse;"> <thead> <tr> <th>RUSHING</th> <th>G</th> <th>Att</th> <th>Yards</th> <th>Avg.</th> <th>TD</th> <th>Long</th> </tr> </thead> <tbody> <tr> <td>2019</td> <td>1</td> <td>1</td> <td>7</td> <td>7.0</td> <td>0</td> <td>7</td> </tr> <tr> <td>2018</td> <td>11</td> <td>78</td> <td>353</td> <td>4.5</td> <td>2</td> <td>26</td> </tr> <tr> <td>2017</td> <td>11</td> <td>28</td> <td>115</td> <td>4.1</td> <td>0</td> <td>13</td> </tr> <tr> <td><b>TOTAL</b></td> <td><b>23</b></td> <td><b>107</b></td> <td><b>475</b></td> <td><b>4.4</b></td> <td><b>2</b></td> <td><b>26</b></td> </tr> </tbody> </table>	RUSHING	G	Att	Yards	Avg.	TD	Long	2019	1	1	7	7.0	0	7	2018	11	78	353	4.5	2	26	2017	11	28	115	4.1	0	13	<b>TOTAL</b>	<b>23</b>	<b>107</b>	<b>475</b>	<b>4.4</b>	<b>2</b>	<b>26</b>
		RUSHING	G	Att	Yards	Avg.	TD	Long																														
2019	1	1	7	7.0	0	7																																
2018	11	78	353	4.5	2	26																																
2017	11	28	115	4.1	0	13																																
<b>TOTAL</b>	<b>23</b>	<b>107</b>	<b>475</b>	<b>4.4</b>	<b>2</b>	<b>26</b>																																


<b>TE</b>		<b>JARED PINKNEY • 6-4 • 260 • Redshirt Senior • Norcross, Ga. • Norcross</b>																																																	
		<ul style="list-style-type: none"> <li>• Majoring in communication studies, with desire to enter broadcasting after football career</li> <li>• Preseason watch lists for Walter Camp Award, John Mackey Award, Biletnikoff Award</li> <li>• Coaches, Media Preseason All-SEC (second team)</li> <li>• Preseason All-America (Associated Press, ESPN, SI.com, The Sporting News, Phil Steele)</li> <li>• Posted 50 catches, 774 yards and seven touchdowns in 2018</li> <li>• SEC's active leading tight end with 94 receptions, 1,327 receiving yards, 12 touchdowns</li> </ul>	<table border="1" style="width: 100%; border-collapse: collapse;"> <thead> <tr> <th>RECEPTIONS</th> <th>G</th> <th>Rec.</th> <th>Yards</th> <th>Avg.</th> <th>TDs</th> <th>Long</th> <th>Avg/G</th> </tr> </thead> <tbody> <tr> <td>2019</td> <td>9</td> <td>15</td> <td>157</td> <td>10.5</td> <td>0</td> <td>30</td> <td>17.4</td> </tr> <tr> <td>2018</td> <td>13</td> <td>50</td> <td>774</td> <td>15.5</td> <td>7</td> <td>53</td> <td>59.5</td> </tr> <tr> <td>2017</td> <td>12</td> <td>22</td> <td>279</td> <td>12.7</td> <td>3</td> <td>38</td> <td>23.3</td> </tr> <tr> <td>2016</td> <td>13</td> <td>22</td> <td>274</td> <td>12.5</td> <td>2</td> <td>21</td> <td>21.1</td> </tr> <tr> <td><b>TOTAL</b></td> <td><b>47</b></td> <td><b>109</b></td> <td><b>1,484</b></td> <td><b>13.6</b></td> <td><b>12</b></td> <td><b>53</b></td> <td><b>31.6</b></td> </tr> </tbody> </table>	RECEPTIONS	G	Rec.	Yards	Avg.	TDs	Long	Avg/G	2019	9	15	157	10.5	0	30	17.4	2018	13	50	774	15.5	7	53	59.5	2017	12	22	279	12.7	3	38	23.3	2016	13	22	274	12.5	2	21	21.1	<b>TOTAL</b>	<b>47</b>	<b>109</b>	<b>1,484</b>	<b>13.6</b>	<b>12</b>	<b>53</b>	<b>31.6</b>
		RECEPTIONS	G	Rec.	Yards	Avg.	TDs	Long	Avg/G																																										
2019	9	15	157	10.5	0	30	17.4																																												
2018	13	50	774	15.5	7	53	59.5																																												
2017	12	22	279	12.7	3	38	23.3																																												
2016	13	22	274	12.5	2	21	21.1																																												
<b>TOTAL</b>	<b>47</b>	<b>109</b>	<b>1,484</b>	<b>13.6</b>	<b>12</b>	<b>53</b>	<b>31.6</b>																																												


<b>TE</b>		<b>45 • CODY MARKEL • 6-5 • 250 • Senior • Middleton, Wis. • Middleton</b>	
		<ul style="list-style-type: none"> <li>• Majoring in political science and medicine, health and society</li> <li>• Three-time SEC Academic Honor Roll (2016, 2017, 2018)</li> <li>• Earned three starts in multiple tight end formations in 2018; First career catch resulted in a touchdown against Tennessee in 2018</li> <li>• Nominated for the 2019 National Football Foundation College Football Hall of Fame William V. Campbell Trophy</li> <li>• Nominated to American Football Coaches Association FBS Good Works Team due to community service efforts</li> <li>• Founder of Turner's Heroes, a local non-profit that works to brighten the life of ailing youngsters getting treatments in children's hospital</li> </ul>	


<b>WR</b>		<b>16 • KALIJA LIPSCOMB • 6-1 • 202 • Senior • New Orleans, La. • Jesuit</b>																																																	
		<ul style="list-style-type: none"> <li>• Majoring in sociology</li> <li>• 2019 Biletnikoff Award watch list</li> <li>• Virtual consensus pick for All-SEC preseason teams as senior</li> <li>• SEC's active leader in receptions (151), receiving yards (1,845) and touchdown catches (19)</li> <li>• 87 receptions in 2018 topped SEC, ranks No. 4 all-time by Commodore</li> <li>• Needs five touchdown receptions to set Vanderbilt career record</li> </ul>	<table border="1" style="width: 100%; border-collapse: collapse;"> <thead> <tr> <th>RECEPTIONS</th> <th>G</th> <th>Rec.</th> <th>Yards</th> <th>Avg.</th> <th>TDs</th> <th>Long</th> <th>Avg.G</th> </tr> </thead> <tbody> <tr> <td>2019</td> <td>8</td> <td>33</td> <td>381</td> <td>11.6</td> <td>2</td> <td>49</td> <td>47.7</td> </tr> <tr> <td>2018</td> <td>13</td> <td>87</td> <td>916</td> <td>10.5</td> <td>9</td> <td>68</td> <td>70.5</td> </tr> <tr> <td>2017</td> <td>12</td> <td>37</td> <td>610</td> <td>16.5</td> <td>8</td> <td>47</td> <td>50.8</td> </tr> <tr> <td>2016</td> <td>12</td> <td>27</td> <td>319</td> <td>11.8</td> <td>2</td> <td>45</td> <td>26.6</td> </tr> <tr> <td><b>TOTAL</b></td> <td><b>45</b></td> <td><b>184</b></td> <td><b>2,226</b></td> <td><b>12.1</b></td> <td><b>21</b></td> <td><b>68</b></td> <td><b>49.5</b></td> </tr> </tbody> </table>	RECEPTIONS	G	Rec.	Yards	Avg.	TDs	Long	Avg.G	2019	8	33	381	11.6	2	49	47.7	2018	13	87	916	10.5	9	68	70.5	2017	12	37	610	16.5	8	47	50.8	2016	12	27	319	11.8	2	45	26.6	<b>TOTAL</b>	<b>45</b>	<b>184</b>	<b>2,226</b>	<b>12.1</b>	<b>21</b>	<b>68</b>	<b>49.5</b>
		RECEPTIONS	G	Rec.	Yards	Avg.	TDs	Long	Avg.G																																										
2019	8	33	381	11.6	2	49	47.7																																												
2018	13	87	916	10.5	9	68	70.5																																												
2017	12	37	610	16.5	8	47	50.8																																												
2016	12	27	319	11.8	2	45	26.6																																												
<b>TOTAL</b>	<b>45</b>	<b>184</b>	<b>2,226</b>	<b>12.1</b>	<b>21</b>	<b>68</b>	<b>49.5</b>																																												


## Student-Athlete Profiles


<b>WR</b>		<b>11 • JUSTICE SHELTON-MOSLEY • 5-10 • 196 • Graduate • Sacramento, Calif. • Capital Christian</b>	<b>RECEPTIONS</b>	<b>G</b>	<b>No.</b>	<b>Yds</b>	<b>Avg</b>	<b>TD</b>	<b>Lg</b>
		<ul style="list-style-type: none"> <li>• Enrolled in graduate studies at Vanderbilt this summer</li> <li>• Ranks 20th in NCAA among punt returners</li> <li>• Earned undergraduate degree in economics from Harvard</li> <li>• Averaged 4.7 receptions per outing over 32-game career at Harvard</li> <li>• Amassed big career totals at Harvard: 148 catches, 1,921 receiving yards, 7 TD receptions</li> </ul>	2019 (Vandy)	8	12	83	6.9	0	23
			2018 (Harvard)	4	24	299	12.5	0	46
			2017 (Harvard)	10	36	465	12.9	0	45
			2016 (Harvard)	8	48	568	11.8	1	39
		2015 (Harvard)	10	40	589	14.7	6	53	


<b>WR</b>		<b>83 • C.J. BOLAR • 6-1 • 190 • Sophomore • Purvis, Miss. • Purvis</b>	<b>RECEPTIONS</b>	<b>G</b>	<b>Rec.</b>	<b>Yards</b>	<b>Avg.</b>	<b>TDs</b>	<b>Long</b>	<b>Avg.G</b>
		<ul style="list-style-type: none"> <li>• Undeclared on a major</li> <li>• Started eight games at wide receiver in 2018</li> <li>• 34 receptions is T-4th all-time by a Commodore freshman</li> <li>• Earned SEC Freshman of the Week honors after performance against Tennessee</li> <li>• Posted career-high 93 receiving yards on six catches against Volunteers</li> <li>• Consensus three-star prospect out of Purvis High School (Mississippi)</li> </ul>	2019	9	11	79	7.2	0	16	8.8
			2018	13	34	440	12.9	2	49	33.8
			TOTAL	22	45	519	11.5	2	49	23.2


<b>WR</b>		<b>7 • CAM JOHNSON • 6-0 • 190 • Redshirt Freshman • Brentwood, Tenn. • Brentwood Academy</b>	<b>RECEPTIONS</b>	<b>G</b>	<b>Rec.</b>	<b>Yards</b>	<b>Avg.</b>	<b>TDs</b>	<b>Long</b>	<b>Avg.G</b>
		<ul style="list-style-type: none"> <li>• Undeclared on a major</li> <li>• Played four games as freshman in 2018 before injury curtailed his season</li> <li>• Posted three catches for 31 yards and first career touchdown at Purdue</li> <li>• Captured 13 team and individual state titles as prep standout</li> <li>• One of four players on Vanderbilt roster from Brentwood Academy</li> </ul>	2019	9	22	257	11.7	3	28	28.5
			2018	4	4	45	11.2	0	14	11.2
			TOTAL	13	26	302	11.6	2	28	23.0

<b>WR</b>		<b>19 • CHRIS PIERCE • 6-4 • 225 • Junior • Smithfield, Va. • Smithfield</b>	<b>RECEPTIONS</b>	<b>G</b>	<b>Rec.</b>	<b>Yards</b>	<b>Avg.</b>	<b>TDs</b>	<b>Long</b>	<b>Avg.G</b>
		<ul style="list-style-type: none"> <li>• Majoring in sociology</li> <li>• Started eight games at wide receiver</li> <li>• Had 133 receiving yards on three catches at Purdue</li> <li>• Football and basketball star at Smithfield High School in southeast Virginia</li> <li>• Four-year starter on prep football team</li> <li>• Enjoys boxing</li> </ul>	2019	9	12	202	16.8	1	75	22.4
			2018	13	13	128	9.8	1	20	9.5
			2017	9	0	0	0	0	0	0
			TOTAL	31	25	330	13.2	2	75	10.7

<b>OG</b>		<b>74 • COLE CLEMENS • 6-6 • 320 • Redshirt Sophomore • South Jordan, Utah • Bingham</b>	<ul style="list-style-type: none"> <li>• Majoring in economics</li> <li>• Prepped at Bingham, one of Utah's top programs</li> <li>• Has started every game during 2019 season, opening the year at left tackle and moving to right guard</li> <li>• Versatile lineman with 21 career starts, including left tackle and both guard positions</li> <li>• Started first two games of 2019 season at left tackle, before moving to right guard</li> <li>• Enjoys snow skiing</li> </ul>
-----------	--	--	---

<b>OT</b>		<b>77 • DEVIN COCHRAN • 6-7 • 318 • Redshirt Junior • Norcross, Ga. • Greater Atlanta Christian</b>	<ul style="list-style-type: none"> <li>• Majoring in human and organizational development</li> <li>• Preseason All-SEC (Athlons, Phil Steele, Lindys)</li> <li>• SEC Academic Honor Roll recipient (2018)</li> <li>• As earned starts at left tackle in last six games after missing first three games due to injury, and has 29 career starts, most on the offensive line</li> <li>• 13-game starter in '18, opened holes for Ke'Shawn Vaughn to rush for 1,244 yards, second-highest season total in team history</li> <li>• Plays two musical instruments</li> </ul>
-----------	---	---	---


<b>OT</b>		<b>54 • TYLER STEEN • 6-5 • 305 • Redshirt Freshman • Miami, Fla. • St. Thomas Aquinas</b>	<ul style="list-style-type: none"> <li>• Undecided on a major</li> <li>• Eight-game starter at right tackle in first full year on the offensive line</li> <li>• Saw action in four games as true freshman, participating at both offensive and defensive tackle</li> <li>• Father, Daris, is a retired Marine who played football at LSU</li> <li>• Grandfather is Vietnam veteran and Medal of Honor recipient</li> <li>• One of six Commodores who prepped at powerful St. Thomas Aquinas in south Florida</li> </ul>
-----------	---	--	---


<b>OG</b>		<b>56 • SAIGE YOUNG • 6-4 • 305 • Senior • Versailles, Ky. • Woodford County</b>	<ul style="list-style-type: none"> <li>• Majoring in health, medicine and society</li> <li>• Started 20 games at offensive guard during 2017-19 seasons</li> <li>• Has started at left and right guard during Commodore career</li> <li>• Helped open holes for Ke'Shawn Vaughn to produce 1,244 rushing yards in 2018, the most of any returning SEC running back</li> <li>• Enjoys fishing</li> </ul>
-----------	---	--	---


## Student-Athlete Profiles

<b>DE</b>		<b>10 • DAYO ODEYINGBO • 6-6 • 275 • Junior • Irving, Texas • Carrollton Ranchview</b>									
		<ul style="list-style-type: none"> <li>• Majoring in medicine, health and society</li> <li>• Four tackles, 1 tackle for loss in opener vs. Georgia</li> <li>• Four-star prospect (ESPN) coming out of Texas high school</li> <li>• Posted several season highs 2018: 28 tackles, 17 solo, 6.5 tackles for loss</li> <li>• Registered two QB sacks in late-season win over Ole Miss</li> <li>• Older brother (Dare) was four-year letter winner at Vanderbilt</li> </ul>									
		<b>TACKLES</b>	<b>G</b>	<b>U</b>	<b>A</b>	<b>Total</b>	<b>TFL</b>	<b>Sack</b>	<b>QH</b>	<b>FF</b>	<b>FR</b>
		2019	9	13	14	27	6.0-16	0.0-0	4	0	0
		2018	12	17	11	28	6.5-36	2.5-24	6	1	2
2017	12	10	10	20	4.5-20	2.5-16	0	0	0		
<b>TOTAL</b>			<b>33</b>	<b>40</b>	<b>35</b>	<b>75</b>	<b>17.0-72</b>	<b>5.0-40</b>	<b>10</b>	<b>1</b>	<b>2</b>


<b>DE</b>		<b>94 • RUTGER REITMAIER • 6-3 • 265 • Redshirt Sophomore • Nashville, Tenn. • Lipscomb Academy</b>									
		<ul style="list-style-type: none"> <li>• Majoring in sociology</li> <li>• Born and raised in Nashville</li> <li>• Played in all 13 games at reserve tackle and end</li> <li>• Four-star prospect (247Sports) out of Lipscomb Academy (Tenn.)</li> <li>• High school now coached by former NFL QB Trent Dilfer</li> <li>• Originally attended Oregon, enrolled at Vanderbilt in July, 2018</li> </ul>									
		<b>TACKLES</b>	<b>G</b>	<b>U</b>	<b>A</b>	<b>Total</b>	<b>TFL</b>	<b>Sack</b>	<b>PD</b>	<b>FF</b>	<b>FR</b>
		2019	8	2	4	6	1.0-2	0.0-0	1	0	0
		2018	11	3	4	7	0.0-0	0.0-0	0	0	0
<b>TOTAL</b>			<b>18</b>	<b>5</b>	<b>8</b>	<b>13</b>	<b>1.0-2</b>	<b>0.0-0</b>	<b>1</b>	<b>0</b>	<b>0</b>


<b>DT</b>		<b>91 • DREW BIRCHMEIER • 6-4 • 300 • Redshirt Junior • Midlothian, Va. • Cosby</b>									
		<ul style="list-style-type: none"> <li>• Majoring in law, history and society</li> <li>• 12 starts as sophomore in 2018</li> <li>• Posted career highs with 31 tackles (14 solo) in 2018</li> <li>• Posted multiple tackles in 10 games</li> <li>• Two-time SEC Academic Honor Roll (2017, 2018)</li> </ul>									
		<b>TACKLES</b>	<b>G</b>	<b>U</b>	<b>A</b>	<b>Total</b>	<b>TFL</b>	<b>Sack</b>	<b>PD</b>	<b>FF</b>	<b>FR</b>
		2019	9	6	10	16	1.0-3	0.0-0	0	0	0
		2018	13	14	17	31	3.0-6	0.0-0	4	2	0
2017	6	1	1	2	0.0-0	0.0-0	0	0	0		
<b>TOTAL</b>			<b>28</b>	<b>21</b>	<b>28</b>	<b>49</b>	<b>4.0-9</b>	<b>0.0-0</b>	<b>4</b>	<b>2</b>	<b>0</b>


<b>DT</b>		<b>55 • DAEVION DAVIS • 6-2 • 302 • Freshman • Madison, Ala. • James Clemens</b>									
		<ul style="list-style-type: none"> <li>• Undecided on a major</li> <li>• Three-star prospect out of James Clemens near Huntsville, Ala.</li> <li>• One of four true freshman to see action early in the 2019 season</li> <li>• Posted two tackles in first collegiate appearance against Georgia</li> </ul>									
		<b>TACKLES</b>	<b>G</b>	<b>U</b>	<b>A</b>	<b>Total</b>	<b>TFL</b>	<b>Sack</b>	<b>PD</b>	<b>FF</b>	<b>FR</b>
		2019	8	3	8	11	1.0-6	0.0-0	0	0	0
		<b>TOTAL</b>			<b>8</b>	<b>3</b>	<b>8</b>	<b>11</b>	<b>1.0-6</b>	<b>0.0-0</b>	<b>0</b>

<b>DT</b>		<b>90 • CAMERON TIDD • 6-3 • 300 • Redshirt Junior • Greenwood, Ind. • Center Grove</b>									
		<ul style="list-style-type: none"> <li>• Majoring in medicine, health and society</li> <li>• 2018 SEC Academic Honor Roll</li> <li>• Played in all 13 games during 2018 season at defensive tackle</li> <li>• Set career highs with 24 tackles (12 solo) in 2018</li> <li>• Five tackles, 1.5 tackles for loss at Kentucky</li> <li>• Two-time Indiana state champion in discus throw</li> </ul>									
		<b>TACKLES</b>	<b>G</b>	<b>U</b>	<b>A</b>	<b>Total</b>	<b>TFL</b>	<b>Sack</b>	<b>QH</b>	<b>FF</b>	<b>FR</b>
		2019	9	8	13	21	2.0-11	1.0-9	1	0	0
		2018	13	12	12	24	2.0-6	0.5-3	1	0	0
2017	12	7	9	16	1.0-7	1.0-7	0	1	0		
<b>TOTAL</b>			<b>34</b>	<b>27</b>	<b>34</b>	<b>61</b>	<b>6.0-24</b>	<b>2.5-19</b>	<b>2</b>	<b>1</b>	<b>0</b>


<b>OLB</b>		<b>21 • KENNY HEBERT • 6-4 • 237 • Redshirt Junior • New Orleans, La. • Holy Cross</b>									
		<ul style="list-style-type: none"> <li>• Majoring in sociology</li> <li>• SEC Academic Honor Roll (2016)</li> <li>• Five tackles for loss, four QB sacks as redshirt sophomore (2018)</li> <li>• Has at least shared in tackle for loss in every game this season</li> <li>• Born and raised in New Orleans</li> <li>• Lettered in football and track and field at Holy Cross High School</li> </ul>									
		<b>TACKLES</b>	<b>G</b>	<b>U</b>	<b>A</b>	<b>Total</b>	<b>TFL</b>	<b>Sack</b>	<b>PD</b>	<b>FF</b>	<b>FR</b>
		2019	8	16	10	26	5.5-22	1.0-10	2	0	0
		2018	13	10	4	14	5.0-21	4.0-20	1	1	1
2017	4	0	1	1	0.0-0	0.0-0	0	0	0		
<b>TOTAL</b>			<b>24</b>	<b>26</b>	<b>15</b>	<b>41</b>	<b>10.5-49</b>	<b>5.0-30</b>	<b>3</b>	<b>1</b>	<b>1</b>


<b>OLB</b>		<b>8 • LASHAWN PAULINO-BELL • 6-4 • 245 • Redshirt Sophomore • Ft. Lauderdale, Fla. • St. Thomas Aquinas</b>									
		<ul style="list-style-type: none"> <li>• Enrolled at Vanderbilt during summer 2018</li> <li>• Started collegiate career at Michigan State in 2017</li> <li>• A 2017 jet ski accident limited Paulino-Bell's production at Michigan State</li> <li>• Came to Vanderbilt after one year at East Mississippi</li> <li>• One of six players on Vanderbilt roster from powerful St. Thomas Aquinas in south Florida</li> </ul>									
		<b>TACKLES</b>	<b>G</b>	<b>U</b>	<b>A</b>	<b>Total</b>	<b>TFL</b>	<b>Sack</b>	<b>PD</b>	<b>FF</b>	<b>FR</b>
		2019	9	7	6	13	3.0-9	1.0-7	2	0	0
		<b>TOTAL</b>			<b>9</b>	<b>7</b>	<b>6</b>	<b>13</b>	<b>3.0-9</b>	<b>1.0-7</b>	<b>2</b>


<b>OLB</b>		<b>48 • ANDRE MINTZE • 6-3 • 246 • Redshirt Junior • Philadelphia, Pa. • Imhotep Institute</b>									
		<ul style="list-style-type: none"> <li>• Working toward majors in cinema and media arts, and medicine, health and society</li> <li>• SEC Academic Honor Roll (2018)</li> <li>• Posted two QB sacks at Ole Miss (Oct. 5, 2019)</li> <li>• Directed Vanderbilt Athletics' successful Dance Marathon fundraiser last winter that benefited Monroe Carell Jr. Children's Hospital on campus</li> </ul>									
		<b>TACKLES</b>	<b>G</b>	<b>U</b>	<b>A</b>	<b>Total</b>	<b>TFL</b>	<b>Sack</b>	<b>QH</b>	<b>FF</b>	<b>FR</b>
		2019	9	19	11	30	5.0-24	3.5-13	3	0	0
		2018	11	6	4	10	3.5-7	1.0-3	0	0	0
2017	11	4	1	5	0.0-0	0.0-0	0	0	0		
<b>TOTAL</b>			<b>31</b>	<b>29</b>	<b>16</b>	<b>45</b>	<b>8.5-31</b>	<b>4.5-16</b>	<b>3</b>	<b>0</b>	<b>0</b>


<b>OLB</b>		<b>41 • ELIJAH MCALISTER • 6-6 • 263 • Redshirt Freshman • Rumson, N.J. • Rumson Fair Haven</b>									
		<ul style="list-style-type: none"> <li>• Undecided on a major</li> <li>• Prepped at Rumson Fair Haven, located on Jersey shore near NYC</li> <li>• Earned first collegiate action against Georgia (Aug. 30, 2019)</li> <li>• Dad serves as a pastor and law enforcement officer</li> <li>• Hails from a family of singers</li> </ul>									
		<b>TACKLES</b>	<b>G</b>	<b>U</b>	<b>A</b>	<b>Total</b>	<b>TFL</b>	<b>Sack</b>	<b>QH</b>	<b>FF</b>	<b>FR</b>
		2019	9	9	8	17	3.0-25	2.0-22	1	1	2
		<b>TOTAL</b>			<b>9</b>	<b>9</b>	<b>8</b>	<b>17</b>	<b>3.0-25</b>	<b>2.0-22</b>	<b>1</b>


## Student-Athlete Profiles


<b>OLB</b>		41 • MICHAEL OWUSU • 6-5 • 238 • Redshirt Sophomore • Ventura, Calif. • Oaks Christian																																								
		<ul style="list-style-type: none"> <li>• Majoring in medicine, health and society</li> <li>• Set career high with two tackles for loss at Purdue</li> <li>• Prepped at powerful Oaks Christian in southern California</li> <li>• Three older brothers, Chris, Brian and Francis - played college football</li> <li>• Sister, Crystal, played basketball at Columbia</li> </ul>																																								
		<table border="1" style="width: 100%; border-collapse: collapse;"> <thead> <tr> <th>TACKLES</th> <th>G</th> <th>U</th> <th>A</th> <th>Total</th> <th>TFL</th> <th>Sack</th> <th>QH</th> <th>FF</th> <th>FR</th> </tr> </thead> <tbody> <tr> <td>2019</td> <td>5</td> <td>2</td> <td>5</td> <td>7</td> <td>3.0-7</td> <td>0.0-0</td> <td>1</td> <td>0</td> <td>0</td> </tr> <tr> <td>2018</td> <td>12</td> <td>2</td> <td>2</td> <td>4</td> <td>2.0-4</td> <td>0.0-0</td> <td>0</td> <td>0</td> <td>0</td> </tr> <tr> <td>TOTAL</td> <td>17</td> <td>4</td> <td>7</td> <td>11</td> <td>5.0-11</td> <td>0.0-0</td> <td>1</td> <td>0</td> <td>0</td> </tr> </tbody> </table>	TACKLES	G	U	A	Total	TFL	Sack	QH	FF	FR	2019	5	2	5	7	3.0-7	0.0-0	1	0	0	2018	12	2	2	4	2.0-4	0.0-0	0	0	0	TOTAL	17	4	7	11	5.0-11	0.0-0	1	0	0
TACKLES	G	U	A	Total	TFL	Sack	QH	FF	FR																																	
2019	5	2	5	7	3.0-7	0.0-0	1	0	0																																	
2018	12	2	2	4	2.0-4	0.0-0	0	0	0																																	
TOTAL	17	4	7	11	5.0-11	0.0-0	1	0	0																																	


<b>ILB</b>		9 • CALEB PEART • 6-1 • 237 • Grad. • Chandler, Ariz. • Hamilton																																																												
		<ul style="list-style-type: none"> <li>• Working toward master's degree in medicine, health and society</li> <li>• Three-time SEC Academic Honor Roll (2016, 2017, 2018)</li> <li>• Moved to inside 'backer from outside slot during preseason camp</li> <li>• Earned three starts at outside linebacker in 2018</li> <li>• Has made 36 career appearances</li> <li>• Talented singer away from the football field</li> </ul>																																																												
		<table border="1" style="width: 100%; border-collapse: collapse;"> <thead> <tr> <th>TACKLES</th> <th>G</th> <th>U</th> <th>A</th> <th>Total</th> <th>TFL</th> <th>Sack</th> <th>Int</th> <th>FF</th> <th>FR</th> </tr> </thead> <tbody> <tr> <td>2019</td> <td>9</td> <td>10</td> <td>13</td> <td>23</td> <td>1.0-2</td> <td>0.0-0</td> <td>0-0</td> <td>0</td> <td>0</td> </tr> <tr> <td>2018</td> <td>13</td> <td>6</td> <td>8</td> <td>14</td> <td>1.5-12</td> <td>1.0-11</td> <td>0-0</td> <td>0</td> <td>0</td> </tr> <tr> <td>2017</td> <td>12</td> <td>1</td> <td>10</td> <td>11</td> <td>1.0-3</td> <td>0.0-0</td> <td>0-0</td> <td>0</td> <td>0</td> </tr> <tr> <td>2016</td> <td>11</td> <td>3</td> <td>2</td> <td>5</td> <td>0.0-0</td> <td>0.0-0</td> <td>0-0</td> <td>0</td> <td>0</td> </tr> <tr> <td>TOTAL</td> <td>45</td> <td>20</td> <td>33</td> <td>53</td> <td>3.5-17</td> <td>1.0-11</td> <td>0-0</td> <td>0</td> <td>0</td> </tr> </tbody> </table>	TACKLES	G	U	A	Total	TFL	Sack	Int	FF	FR	2019	9	10	13	23	1.0-2	0.0-0	0-0	0	0	2018	13	6	8	14	1.5-12	1.0-11	0-0	0	0	2017	12	1	10	11	1.0-3	0.0-0	0-0	0	0	2016	11	3	2	5	0.0-0	0.0-0	0-0	0	0	TOTAL	45	20	33	53	3.5-17	1.0-11	0-0	0	0
TACKLES	G	U	A	Total	TFL	Sack	Int	FF	FR																																																					
2019	9	10	13	23	1.0-2	0.0-0	0-0	0	0																																																					
2018	13	6	8	14	1.5-12	1.0-11	0-0	0	0																																																					
2017	12	1	10	11	1.0-3	0.0-0	0-0	0	0																																																					
2016	11	3	2	5	0.0-0	0.0-0	0-0	0	0																																																					
TOTAL	45	20	33	53	3.5-17	1.0-11	0-0	0	0																																																					


<b>ILB</b>		7 • DIMITRI MOORE • 6-3 • 230 • Junior • Cedar Hill, Texas • Cedar Hill																																								
		<ul style="list-style-type: none"> <li>• Majoring in cinema and media arts</li> <li>• SEC All-Freshman LB (2018)</li> <li>• Three double-digit tackle totals (at Ole Miss, vs. Missouri, at So. Carolina)</li> <li>• SEC's top first-year tackler with 84 total tackles</li> <li>• Older brother, Richard, played football at Texas A&amp;M</li> <li>• Enjoys swimming and playing billiards</li> </ul>																																								
		<table border="1" style="width: 100%; border-collapse: collapse;"> <thead> <tr> <th>TACKLES</th> <th>G</th> <th>U</th> <th>A</th> <th>Total</th> <th>TFL</th> <th>Sack</th> <th>Int</th> <th>FF</th> <th>FR</th> </tr> </thead> <tbody> <tr> <td>2019</td> <td>9</td> <td>34</td> <td>37</td> <td>71</td> <td>5.5-27</td> <td>0.0-0</td> <td>0-0</td> <td>0</td> <td>0</td> </tr> <tr> <td>2018</td> <td>13</td> <td>47</td> <td>37</td> <td>84</td> <td>3.5-6</td> <td>1.0-1</td> <td>0-0</td> <td>4</td> <td>3</td> </tr> <tr> <td>TOTAL</td> <td>22</td> <td>81</td> <td>74</td> <td>154</td> <td>9.0-33</td> <td>1.0-1</td> <td>0-0</td> <td>4</td> <td>3</td> </tr> </tbody> </table>	TACKLES	G	U	A	Total	TFL	Sack	Int	FF	FR	2019	9	34	37	71	5.5-27	0.0-0	0-0	0	0	2018	13	47	37	84	3.5-6	1.0-1	0-0	4	3	TOTAL	22	81	74	154	9.0-33	1.0-1	0-0	4	3
TACKLES	G	U	A	Total	TFL	Sack	Int	FF	FR																																	
2019	9	34	37	71	5.5-27	0.0-0	0-0	0	0																																	
2018	13	47	37	84	3.5-6	1.0-1	0-0	4	3																																	
TOTAL	22	81	74	154	9.0-33	1.0-1	0-0	4	3																																	


<b>ILB</b>		12 • BRAYDEN DEVAULT-SMITH • 6-3 • 234 • Redshirt Sophomore • Nashville, Tenn. • Pearl-Cohn																																								
		<ul style="list-style-type: none"> <li>• Majoring in sociology</li> <li>• Produced eight tackles as redshirt freshman inside linebacker</li> <li>• Four tackles in initial starting assignment (vs. Nevada)</li> <li>• Mom is an infection prevention nurse at Vanderbilt Medical Center</li> <li>• Played at same school as RB Ke'Shawn Vaughn and CB Cam Watkins</li> <li>• Finalist for Hume Award, given annually to Metro Nashville's top student-athlete</li> </ul>																																								
		<table border="1" style="width: 100%; border-collapse: collapse;"> <thead> <tr> <th>TACKLES</th> <th>G</th> <th>U</th> <th>A</th> <th>Total</th> <th>TFL</th> <th>Sack</th> <th>Int</th> <th>FF</th> <th>FR</th> </tr> </thead> <tbody> <tr> <td>2019</td> <td>9</td> <td>10</td> <td>7</td> <td>17</td> <td>0.0-0</td> <td>0.0-0</td> <td>0-0</td> <td>0</td> <td>0</td> </tr> <tr> <td>2018</td> <td>13</td> <td>4</td> <td>4</td> <td>8</td> <td>0.0-0</td> <td>0.0-0</td> <td>0-0</td> <td>0</td> <td>0</td> </tr> <tr> <td>TOTAL</td> <td>22</td> <td>14</td> <td>11</td> <td>25</td> <td>0.0-0</td> <td>0.0-0</td> <td>0-0</td> <td>0</td> <td>0</td> </tr> </tbody> </table>	TACKLES	G	U	A	Total	TFL	Sack	Int	FF	FR	2019	9	10	7	17	0.0-0	0.0-0	0-0	0	0	2018	13	4	4	8	0.0-0	0.0-0	0-0	0	0	TOTAL	22	14	11	25	0.0-0	0.0-0	0-0	0	0
TACKLES	G	U	A	Total	TFL	Sack	Int	FF	FR																																	
2019	9	10	7	17	0.0-0	0.0-0	0-0	0	0																																	
2018	13	4	4	8	0.0-0	0.0-0	0-0	0	0																																	
TOTAL	22	14	11	25	0.0-0	0.0-0	0-0	0	0																																	

<b>ILB</b>		17 • FELETI AFEMUI • 6-3 • 243 • Redshirt Sophomore • Kahului, Hawaii • Maui																																								
		<ul style="list-style-type: none"> <li>• Majoring in human and organizational development</li> <li>• One of three Commodores from Hawaii</li> <li>• Career high in tackles (8) came vs. Georgia and at South Carolina</li> <li>• Earned first career start against Baylor in Texas Bowl</li> <li>• Family is of Tongan heritage</li> <li>• First-ever SEC scholarship player from Maui conference</li> </ul>																																								
		<table border="1" style="width: 100%; border-collapse: collapse;"> <thead> <tr> <th>TACKLES</th> <th>G</th> <th>U</th> <th>A</th> <th>Total</th> <th>TFL</th> <th>Sack</th> <th>Int</th> <th>FF</th> <th>FR</th> </tr> </thead> <tbody> <tr> <td>2019</td> <td>7</td> <td>11</td> <td>27</td> <td>38</td> <td>1.5-1</td> <td>0.0-0</td> <td>0-0</td> <td>1</td> <td>0</td> </tr> <tr> <td>2018</td> <td>10</td> <td>2</td> <td>0</td> <td>2</td> <td>0.0-0</td> <td>0.0-0</td> <td>0-0</td> <td>0</td> <td>0</td> </tr> <tr> <td>TOTAL</td> <td>17</td> <td>13</td> <td>27</td> <td>40</td> <td>1.5-1</td> <td>0.0-0</td> <td>0-0</td> <td>1</td> <td>0</td> </tr> </tbody> </table>	TACKLES	G	U	A	Total	TFL	Sack	Int	FF	FR	2019	7	11	27	38	1.5-1	0.0-0	0-0	1	0	2018	10	2	0	2	0.0-0	0.0-0	0-0	0	0	TOTAL	17	13	27	40	1.5-1	0.0-0	0-0	1	0
TACKLES	G	U	A	Total	TFL	Sack	Int	FF	FR																																	
2019	7	11	27	38	1.5-1	0.0-0	0-0	1	0																																	
2018	10	2	0	2	0.0-0	0.0-0	0-0	0	0																																	
TOTAL	17	13	27	40	1.5-1	0.0-0	0-0	1	0																																	


<b>CB</b>		16 • BJ ANDERSON • 6-1 • 180 • Redshirt Freshman • Andalusia, Ala. • Andalusia																																								
		<ul style="list-style-type: none"> <li>• Undeclared on major</li> <li>• One of three players on Vanderbilt roster who prepped at Andalusia</li> <li>• Career-high eight tackles in opener vs. Georgia</li> <li>• Two defended passes in 2018 regular-season finale win over Tennessee</li> <li>• Three-star prospect</li> <li>• Three-sport (football, basketball, track and field) as prep athlete</li> </ul>																																								
		<table border="1" style="width: 100%; border-collapse: collapse;"> <thead> <tr> <th>TACKLES</th> <th>G</th> <th>U</th> <th>A</th> <th>Total</th> <th>TFL</th> <th>Int</th> <th>PD</th> <th>FF</th> <th>FR</th> </tr> </thead> <tbody> <tr> <td>2019</td> <td>9</td> <td>17</td> <td>8</td> <td>25</td> <td>0.5-1</td> <td>0-0</td> <td>2</td> <td>0</td> <td>0</td> </tr> <tr> <td>2018</td> <td>4</td> <td>2</td> <td>0</td> <td>2</td> <td>0.0-0</td> <td>0-0</td> <td>2</td> <td>0</td> <td>0</td> </tr> <tr> <td>TOTAL</td> <td>13</td> <td>19</td> <td>8</td> <td>27</td> <td>0.5-1</td> <td>0-0</td> <td>4</td> <td>0</td> <td>0</td> </tr> </tbody> </table>	TACKLES	G	U	A	Total	TFL	Int	PD	FF	FR	2019	9	17	8	25	0.5-1	0-0	2	0	0	2018	4	2	0	2	0.0-0	0-0	2	0	0	TOTAL	13	19	8	27	0.5-1	0-0	4	0	0
TACKLES	G	U	A	Total	TFL	Int	PD	FF	FR																																	
2019	9	17	8	25	0.5-1	0-0	2	0	0																																	
2018	4	2	0	2	0.0-0	0-0	2	0	0																																	
TOTAL	13	19	8	27	0.5-1	0-0	4	0	0																																	


<b>S</b>		2 • FRANK COPPET • 5-11 • 192 • Redshirt Junior • Ft. Lauderdale • St. Thomas Aquinas																																																		
		<ul style="list-style-type: none"> <li>• Majoring in medicine, health and society</li> <li>• Leader in the Commodore secondary</li> <li>• Started six games at safety in 2018</li> <li>• Active team leader with three interceptions</li> <li>• One brother, Fred Jr., played running back at Bowling Green (Ohio)</li> <li>• One of six players on Commodore roster that prepped at St. Thomas Aquinas (Florida)</li> </ul>																																																		
		<table border="1" style="width: 100%; border-collapse: collapse;"> <thead> <tr> <th>TACKLES</th> <th>G</th> <th>U</th> <th>A</th> <th>Total</th> <th>TFL</th> <th>Int</th> <th>PD</th> <th>FF</th> <th>FR</th> </tr> </thead> <tbody> <tr> <td>2019</td> <td>2</td> <td>1</td> <td>1</td> <td>2</td> <td>0.0-0</td> <td>0-0</td> <td>0</td> <td>0</td> <td>0</td> </tr> <tr> <td>2018</td> <td>13</td> <td>24</td> <td>6</td> <td>30</td> <td>0.5-1</td> <td>3-15</td> <td>3</td> <td>1</td> <td>0</td> </tr> <tr> <td>2017</td> <td>4</td> <td>2</td> <td>0</td> <td>2</td> <td>0.0-0</td> <td>0-0</td> <td>0</td> <td>0</td> <td>0</td> </tr> <tr> <td>TOTAL</td> <td>19</td> <td>27</td> <td>7</td> <td>34</td> <td>0.5-1</td> <td>3-15</td> <td>3</td> <td>1</td> <td>0</td> </tr> </tbody> </table>	TACKLES	G	U	A	Total	TFL	Int	PD	FF	FR	2019	2	1	1	2	0.0-0	0-0	0	0	0	2018	13	24	6	30	0.5-1	3-15	3	1	0	2017	4	2	0	2	0.0-0	0-0	0	0	0	TOTAL	19	27	7	34	0.5-1	3-15	3	1	0
TACKLES	G	U	A	Total	TFL	Int	PD	FF	FR																																											
2019	2	1	1	2	0.0-0	0-0	0	0	0																																											
2018	13	24	6	30	0.5-1	3-15	3	1	0																																											
2017	4	2	0	2	0.0-0	0-0	0	0	0																																											
TOTAL	19	27	7	34	0.5-1	3-15	3	1	0																																											


<b>S</b>		3 • TAE DALEY • 6-0 • 202 • Junior • Warner Robins, Ga. • Northside																																																		
		<ul style="list-style-type: none"> <li>• Majoring in sociology</li> <li>• Career-high 16 tackles (12 solo) this year at South Carolina</li> <li>• Seven tackles, forced fumble in first start this year (vs. Georgia)</li> <li>• First collegiate interception at Purdue</li> <li>• Produced multiple tackles in 12 games during 2018 season</li> <li>• Older brother, Darius, played in Canadian Football League</li> </ul>																																																		
		<table border="1" style="width: 100%; border-collapse: collapse;"> <thead> <tr> <th>TACKLES</th> <th>G</th> <th>U</th> <th>A</th> <th>Total</th> <th>TFL</th> <th>Int</th> <th>PD</th> <th>FF</th> <th>FR</th> </tr> </thead> <tbody> <tr> <td>2019</td> <td>7</td> <td>30</td> <td>17</td> <td>47</td> <td>0.0-0</td> <td>2-20</td> <td>2</td> <td>1</td> <td>0</td> </tr> <tr> <td>2018</td> <td>13</td> <td>35</td> <td>10</td> <td>45</td> <td>5.5-14</td> <td>0-0</td> <td>1</td> <td>0</td> <td>0</td> </tr> <tr> <td>2017</td> <td>11</td> <td>4</td> <td>1</td> <td>5</td> <td>0.0-0</td> <td>0-0</td> <td>0</td> <td>0</td> <td>0</td> </tr> <tr> <td>TOTAL</td> <td>31</td> <td>69</td> <td>27</td> <td>97</td> <td>5.5-14</td> <td>3-20</td> <td>3</td> <td>1</td> <td>0</td> </tr> </tbody> </table>	TACKLES	G	U	A	Total	TFL	Int	PD	FF	FR	2019	7	30	17	47	0.0-0	2-20	2	1	0	2018	13	35	10	45	5.5-14	0-0	1	0	0	2017	11	4	1	5	0.0-0	0-0	0	0	0	TOTAL	31	69	27	97	5.5-14	3-20	3	1	0
TACKLES	G	U	A	Total	TFL	Int	PD	FF	FR																																											
2019	7	30	17	47	0.0-0	2-20	2	1	0																																											
2018	13	35	10	45	5.5-14	0-0	1	0	0																																											
2017	11	4	1	5	0.0-0	0-0	0	0	0																																											
TOTAL	31	69	27	97	5.5-14	3-20	3	1	0																																											


<b>CB</b>		28 • ALLAN GEORGE • 6-1 • 185 • Redshirt Sophomore • Andalusia, Ala. • Andalusia																																								
		<ul style="list-style-type: none"> <li>• Majoring in medicine, health and society</li> <li>• 33 tackles (25 solo), 3.5 tackles for loss, an interception and five defended passes when pressed into action as redshirt freshman</li> <li>• First pick of 2019 ended end-zone possession in win over No. 22 Missouri</li> <li>• Four-year starting guard on prep basketball team</li> <li>• One of three players on Vanderbilt roster who prepped at Andalusia</li> </ul>																																								
		<table border="1" style="width: 100%; border-collapse: collapse;"> <thead> <tr> <th>TACKLES</th> <th>G</th> <th>U</th> <th>A</th> <th>Total</th> <th>TFL</th> <th>Int</th> <th>PD</th> <th>FF</th> <th>FR</th> </tr> </thead> <tbody> <tr> <td>2019</td> <td>9</td> <td>22</td> <td>11</td> <td>33</td> <td>4.0-11</td> <td>1-0</td> <td>4</td> <td>0</td> <td>0</td> </tr> <tr> <td>2018</td> <td>12</td> <td>25</td> <td>8</td> <td>33</td> <td>3.5-16</td> <td>1-19</td> <td>5</td> <td>1</td> <td>0</td> </tr> <tr> <td>TOTAL</td> <td>21</td> <td>67</td> <td>19</td> <td>66</td> <td>7.5-27</td> <td>2-19</td> <td>9</td> <td>1</td> <td>0</td> </tr> </tbody> </table>	TACKLES	G	U	A	Total	TFL	Int	PD	FF	FR	2019	9	22	11	33	4.0-11	1-0	4	0	0	2018	12	25	8	33	3.5-16	1-19	5	1	0	TOTAL	21	67	19	66	7.5-27	2-19	9	1	0
TACKLES	G	U	A	Total	TFL	Int	PD	FF	FR																																	
2019	9	22	11	33	4.0-11	1-0	4	0	0																																	
2018	12	25	8	33	3.5-16	1-19	5	1	0																																	
TOTAL	21	67	19	66	7.5-27	2-19	9	1	0																																	

## Student-Athlete Profiles


<b>S</b>		<b>13 • BRENDON HARRIS • 6-1 • 208 • Redshirt Freshman • Chattanooga, Tenn. • Baylor</b> <ul style="list-style-type: none"> <li>• Undecided on a major</li> <li>• Played four games as true freshman in 2018</li> <li>• Four-star prospect out of Baylor School (Tenn.)</li> <li>• Born and raised in Chattanooga, Tenn.</li> </ul>	<table border="1" style="width: 100%; border-collapse: collapse;"> <thead> <tr> <th>TACKLES</th> <th>G</th> <th>U</th> <th>A</th> <th>Total</th> <th>TFL</th> <th>Int</th> <th>PD</th> <th>FF</th> <th>FR</th> </tr> </thead> <tbody> <tr> <td>2019</td> <td>9</td> <td>27</td> <td>17</td> <td>44</td> <td>1.0-1</td> <td>0-0</td> <td>0</td> <td>1</td> <td>0</td> </tr> <tr> <td>TOTAL</td> <td>9</td> <td>27</td> <td>17</td> <td>44</td> <td>1.0-1</td> <td>0-0</td> <td>0</td> <td>1</td> <td>0</td> </tr> </tbody> </table>	TACKLES	G	U	A	Total	TFL	Int	PD	FF	FR	2019	9	27	17	44	1.0-1	0-0	0	1	0	TOTAL	9	27	17	44	1.0-1	0-0	0	1	0
		TACKLES	G	U	A	Total	TFL	Int	PD	FF	FR																						
		2019	9	27	17	44	1.0-1	0-0	0	1	0																						
TOTAL	9	27	17	44	1.0-1	0-0	0	1	0																								


<b>CB</b>		<b>4 • RANDALL HAYNIE • 6-0 • 185 • Redshirt Sophomore • Ft. Lauderdale, Fla. • Cardinal Gibbons</b> <ul style="list-style-type: none"> <li>• Majoring in sociology</li> <li>• Stopped scoring threat with interception in Texas Bowl appearance against Baylor</li> <li>• Posted 15 tackles (13 solo) and five defensed passes in first year as contributor</li> <li>• Started in win over Northern Illinois</li> <li>• Four-star prospect (Scout)</li> <li>• Two-sport standout (football and track and field)</li> </ul>	<table border="1" style="width: 100%; border-collapse: collapse;"> <thead> <tr> <th>TACKLES</th> <th>G</th> <th>U</th> <th>A</th> <th>Total</th> <th>TFL</th> <th>Int</th> <th>PD</th> <th>FF</th> <th>FR</th> </tr> </thead> <tbody> <tr> <td>2019</td> <td>8</td> <td>12</td> <td>5</td> <td>17</td> <td>1.0-2</td> <td>1-47</td> <td>3</td> <td>0</td> <td>0</td> </tr> <tr> <td>2018</td> <td>13</td> <td>13</td> <td>2</td> <td>15</td> <td>0.0-0</td> <td>1-0</td> <td>5</td> <td>0</td> <td>0</td> </tr> <tr> <td>TOTAL</td> <td>21</td> <td>25</td> <td>7</td> <td>32</td> <td>1.0-2</td> <td>2-47</td> <td>8</td> <td>0</td> <td>0</td> </tr> </tbody> </table>	TACKLES	G	U	A	Total	TFL	Int	PD	FF	FR	2019	8	12	5	17	1.0-2	1-47	3	0	0	2018	13	13	2	15	0.0-0	1-0	5	0	0	TOTAL	21	25	7	32	1.0-2	2-47	8	0	0
		TACKLES	G	U	A	Total	TFL	Int	PD	FF	FR																																
		2019	8	12	5	17	1.0-2	1-47	3	0	0																																
2018	13	13	2	15	0.0-0	1-0	5	0	0																																		
TOTAL	21	25	7	32	1.0-2	2-47	8	0	0																																		


<b>S</b>		<b>33 • DASHAUN JERKINS • 6-0 • 190 • Redshirt Freshman • Woodbridge, Va. • Woodbridge</b> <ul style="list-style-type: none"> <li>• Undecided on a major</li> <li>• Ranks second on the team with 30 unassisted tackles</li> <li>• In first career start, amassed 14 tackles and a forced fumble against #3 Georgia</li> <li>• Posted 10 solo stops in opener against Bulldogs</li> <li>• Three-star prospect out of south Washington DC suburb school</li> </ul>	<table border="1" style="width: 100%; border-collapse: collapse;"> <thead> <tr> <th>TACKLES</th> <th>G</th> <th>U</th> <th>A</th> <th>Total</th> <th>TFL</th> <th>Int</th> <th>PD</th> <th>FF</th> <th>FR</th> </tr> </thead> <tbody> <tr> <td>2019</td> <td>9</td> <td>31</td> <td>22</td> <td>53</td> <td>0.0-0</td> <td>0-0</td> <td>1</td> <td>1</td> <td>0</td> </tr> <tr> <td>2018</td> <td>4</td> <td>0</td> <td>0</td> <td>0</td> <td>0.0-0</td> <td>0-0</td> <td>0</td> <td>0</td> <td>0</td> </tr> <tr> <td>TOTAL</td> <td>13</td> <td>31</td> <td>22</td> <td>53</td> <td>0.0-0</td> <td>0-0</td> <td>1</td> <td>1</td> <td>0</td> </tr> </tbody> </table>	TACKLES	G	U	A	Total	TFL	Int	PD	FF	FR	2019	9	31	22	53	0.0-0	0-0	1	1	0	2018	4	0	0	0	0.0-0	0-0	0	0	0	TOTAL	13	31	22	53	0.0-0	0-0	1	1	0
		TACKLES	G	U	A	Total	TFL	Int	PD	FF	FR																																
		2019	9	31	22	53	0.0-0	0-0	1	1	0																																
2018	4	0	0	0	0.0-0	0-0	0	0	0																																		
TOTAL	13	31	22	53	0.0-0	0-0	1	1	0																																		

<b>CB</b>		<b>31 • CAM WATKINS • 6-0 • 203 • Grad. • Nashville, Tenn. • Pearl-Cohn</b> <ul style="list-style-type: none"> <li>• Working toward master's in learning, diversity and urban studies</li> <li>• Three-year letter winner at Illinois</li> <li>• In first start at Vanderbilt, had four tackles and a defensed pass against Georgia</li> <li>• Amassed nearly 100 tackles, an interception and six defensed passes at Illinois</li> <li>• Close friend and prep teammate of Vanderbilt running back Ke'Shawn Vaughn</li> <li>• Standout sprinter, jumper and decathlete in high school</li> </ul>	<table border="1" style="width: 100%; border-collapse: collapse;"> <thead> <tr> <th>TACKLES</th> <th>G</th> <th>U</th> <th>A</th> <th>Total</th> <th>TFL</th> <th>Int</th> <th>PD</th> <th>FF</th> <th>FR</th> </tr> </thead> <tbody> <tr> <td>2019 (Vandy)</td> <td>9</td> <td>13</td> <td>4</td> <td>17</td> <td>0.0-0</td> <td>0-0</td> <td>2</td> <td>0</td> <td>0</td> </tr> <tr> <td>2018 (Illinois)</td> <td>10</td> <td>29</td> <td>9</td> <td>38</td> <td>1.0-1</td> <td>0-0</td> <td>3</td> <td>0</td> <td>0</td> </tr> <tr> <td>2017 (Illinois)</td> <td>10</td> <td>24</td> <td>15</td> <td>39</td> <td>3.5-8</td> <td>1-0</td> <td>3</td> <td>0</td> <td>0</td> </tr> <tr> <td>2016 (Illinois)</td> <td>7</td> <td>11</td> <td>10</td> <td>21</td> <td>1.0-2</td> <td>0-0</td> <td>0</td> <td>0</td> <td>0</td> </tr> </tbody> </table>	TACKLES	G	U	A	Total	TFL	Int	PD	FF	FR	2019 (Vandy)	9	13	4	17	0.0-0	0-0	2	0	0	2018 (Illinois)	10	29	9	38	1.0-1	0-0	3	0	0	2017 (Illinois)	10	24	15	39	3.5-8	1-0	3	0	0	2016 (Illinois)	7	11	10	21	1.0-2	0-0	0	0	0
		TACKLES	G	U	A	Total	TFL	Int	PD	FF	FR																																										
		2019 (Vandy)	9	13	4	17	0.0-0	0-0	2	0	0																																										
		2018 (Illinois)	10	29	9	38	1.0-1	0-0	3	0	0																																										
		2017 (Illinois)	10	24	15	39	3.5-8	1-0	3	0	0																																										
2016 (Illinois)	7	11	10	21	1.0-2	0-0	0	0	0																																												

<b>CB</b>		<b>5 • DC WILLIAMS • 5-11 • 192 • Junior • Miami, Fla. • St. Thomas Aquinas</b> <ul style="list-style-type: none"> <li>• Majoring in medicine, health and society</li> <li>• In first start as Commodore, posted five tackles vs. Georgia</li> <li>• Started collegiate career at Wisconsin, seeing action at cornerback as true freshman</li> <li>• 30 tackles, an interception and six defensed passes as Wisconsin freshman (2017)</li> <li>• Consensus three-star prospect out of St. Thomas Aquinas (Florida)</li> <li>• Helped St. Thomas Aquinas to back-to-back 7A state championships</li> </ul>	<table border="1" style="width: 100%; border-collapse: collapse;"> <thead> <tr> <th>TACKLES</th> <th>G</th> <th>U</th> <th>A</th> <th>Total</th> <th>TFL</th> <th>Int</th> <th>PD</th> <th>FF</th> <th>FR</th> </tr> </thead> <tbody> <tr> <td>2019</td> <td>5</td> <td>8</td> <td>4</td> <td>12</td> <td>0.0-0</td> <td>0-0</td> <td>0</td> <td>0</td> <td>0</td> </tr> <tr> <td>2018</td> <td>-</td> <td>-</td> <td>-</td> <td>-</td> <td>-</td> <td>-</td> <td>-</td> <td>-</td> <td>-</td> </tr> <tr> <td>2017 (Wis.)</td> <td>12</td> <td>22</td> <td>8</td> <td>30</td> <td>0.0-0</td> <td>1-0</td> <td>6</td> <td>0</td> <td>0</td> </tr> <tr> <td>TOTAL</td> <td>17</td> <td>30</td> <td>12</td> <td>42</td> <td>0.0-0</td> <td>1-0</td> <td>6</td> <td>0</td> <td>0</td> </tr> </tbody> </table>	TACKLES	G	U	A	Total	TFL	Int	PD	FF	FR	2019	5	8	4	12	0.0-0	0-0	0	0	0	2018	-	-	-	-	-	-	-	-	-	2017 (Wis.)	12	22	8	30	0.0-0	1-0	6	0	0	TOTAL	17	30	12	42	0.0-0	1-0	6	0	0
		TACKLES	G	U	A	Total	TFL	Int	PD	FF	FR																																										
		2019	5	8	4	12	0.0-0	0-0	0	0	0																																										
		2018	-	-	-	-	-	-	-	-	-																																										
		2017 (Wis.)	12	22	8	30	0.0-0	1-0	6	0	0																																										
TOTAL	17	30	12	42	0.0-0	1-0	6	0	0																																												

<b>S</b>		<b>24 • MAX WORSHIP • 6-1 • 202 • Sophomore • Fort Lauderdale, Fla. • Cardinal Gibbons</b> <ul style="list-style-type: none"> <li>• Undecided on a major</li> <li>• Posted two tackles against both Georgia and Purdue</li> <li>• Made 13 appearances as true freshman, playing special teams and reserve safety</li> <li>• Three-star prospect out of Cardinal Gibbons in south Florida</li> <li>• Sister, Domanique, serves as an attorney for the NBA</li> </ul>	<table border="1" style="width: 100%; border-collapse: collapse;"> <thead> <tr> <th>TACKLES</th> <th>G</th> <th>U</th> <th>A</th> <th>Total</th> <th>TFL</th> <th>Int</th> <th>PD</th> <th>FF</th> <th>FR</th> </tr> </thead> <tbody> <tr> <td>2019</td> <td>6</td> <td>6</td> <td>5</td> <td>11</td> <td>0.0-0</td> <td>0-0</td> <td>0</td> <td>0</td> <td>0</td> </tr> <tr> <td>2018</td> <td>13</td> <td>3</td> <td>4</td> <td>7</td> <td>0.0-0</td> <td>0-0</td> <td>0</td> <td>0</td> <td>0</td> </tr> <tr> <td>TOTAL</td> <td>19</td> <td>9</td> <td>9</td> <td>18</td> <td>0.0-0</td> <td>0-0</td> <td>0</td> <td>0</td> <td>0</td> </tr> </tbody> </table>	TACKLES	G	U	A	Total	TFL	Int	PD	FF	FR	2019	6	6	5	11	0.0-0	0-0	0	0	0	2018	13	3	4	7	0.0-0	0-0	0	0	0	TOTAL	19	9	9	18	0.0-0	0-0	0	0	0
		TACKLES	G	U	A	Total	TFL	Int	PD	FF	FR																																
		2019	6	6	5	11	0.0-0	0-0	0	0	0																																
2018	13	3	4	7	0.0-0	0-0	0	0	0																																		
TOTAL	19	9	9	18	0.0-0	0-0	0	0	0																																		

<b>K</b>		<b>98 • RYLEY GUAY • 5-10 • 191 • Senior • Napier, Ill. • Benet Academy</b> <ul style="list-style-type: none"> <li>• Majoring in biochemistry and chemical biology</li> <li>• Three-time SEC Academic Honor Roll (2016, 2017, 2018)</li> <li>• Made 8-of-12 field goals inside 40 yards as first-year specialist in 2018</li> <li>• Converted 53-yarder, fifth longest in team history, vs. Florida</li> <li>• Involved in community service, including visiting ailing children at Monroe Carell Jr. Hospital on Vanderbilt campus</li> </ul>	<table border="1" style="width: 100%; border-collapse: collapse;"> <thead> <tr> <th>FIELD GOALS</th> <th>G</th> <th>FGM-FGA</th> <th>%</th> <th>1-29</th> <th>30-39</th> <th>40-49</th> <th>50+</th> <th>LG</th> <th>PAT</th> </tr> </thead> <tbody> <tr> <td>2019</td> <td>8</td> <td>7-9</td> <td>87.8</td> <td>2-2</td> <td>-</td> <td>5-6</td> <td>0-1</td> <td>48</td> <td>10-10</td> </tr> <tr> <td>2018</td> <td>13</td> <td>13-22</td> <td>59.1</td> <td>4-7</td> <td>4-5</td> <td>4-9</td> <td>1-1</td> <td>53</td> <td>47-47</td> </tr> <tr> <td>2017</td> <td>4</td> <td>0</td> <td>0</td> <td>0</td> <td>0</td> <td>0</td> <td>0</td> <td>0</td> <td>1-1</td> </tr> <tr> <td>2016</td> <td>2</td> <td>0</td> <td>0</td> <td>0</td> <td>0</td> <td>0</td> <td>0</td> <td>0</td> <td>0</td> </tr> <tr> <td>TOTAL</td> <td>76</td> <td>20-31</td> <td>64.5</td> <td>6-9</td> <td>4-5</td> <td>9-15</td> <td>1-2</td> <td>53</td> <td>58-58</td> </tr> </tbody> </table>	FIELD GOALS	G	FGM-FGA	%	1-29	30-39	40-49	50+	LG	PAT	2019	8	7-9	87.8	2-2	-	5-6	0-1	48	10-10	2018	13	13-22	59.1	4-7	4-5	4-9	1-1	53	47-47	2017	4	0	0	0	0	0	0	0	1-1	2016	2	0	0	0	0	0	0	0	0	TOTAL	76	20-31	64.5	6-9	4-5	9-15	1-2	53	58-58
		FIELD GOALS	G	FGM-FGA	%	1-29	30-39	40-49	50+	LG	PAT																																																				
		2019	8	7-9	87.8	2-2	-	5-6	0-1	48	10-10																																																				
		2018	13	13-22	59.1	4-7	4-5	4-9	1-1	53	47-47																																																				
		2017	4	0	0	0	0	0	0	0	1-1																																																				
		2016	2	0	0	0	0	0	0	0	0																																																				
TOTAL	76	20-31	64.5	6-9	4-5	9-15	1-2	53	58-58																																																						

<b>P</b>		<b>95 • HARRISON SMITH • 5-10 • 186 • Sophomore • Franklin, Tenn. • Brentwood Academy</b> <ul style="list-style-type: none"> <li>• Majoring in neuroscience</li> <li>• SEC Special Teams Player of the Week (vs. Missouri, 10/19/2019)</li> <li>• Averaged 43 yards/punt as senior for high school that won third straight state titles</li> <li>• Class salutatorian</li> <li>• Played with three current Commodores - WR Cam Johnson, TE Gavin Schoenwald and DL Nate Clifton - at Brentwood Academy</li> <li>• Lettered in football, wrestling, tennis and track and field</li> </ul>	<table border="1" style="width: 100%; border-collapse: collapse;"> <thead> <tr> <th>PUNTING</th> <th>G</th> <th>NO</th> <th>YARDS</th> <th>AVG.</th> <th>LONG</th> <th>I-20</th> <th>50+</th> </tr> </thead> <tbody> <tr> <td>2019</td> <td>9</td> <td>62</td> <td>2734</td> <td>44.1</td> <td>66</td> <td>22</td> <td>15</td> </tr> </tbody> </table>	PUNTING	G	NO	YARDS	AVG.	LONG	I-20	50+	2019	9	62	2734	44.1	66	22	15
		PUNTING	G	NO	YARDS	AVG.	LONG	I-20	50+										
2019	9	62	2734	44.1	66	22	15												

<b>PR</b>		<b>11 • JUSTICE SHELTON-MOSLEY • 5-10 • 196 • Grad. • Sacramento, Calif. • Capital Christian</b> <ul style="list-style-type: none"> <li>• Working toward Master's of Marketing from Vanderbilt's Owen Business School</li> <li>• Ranks 20th in NCAA with 10.8-yard punt return average</li> <li>• FCS All-America (2017) and two-time All-Ivy first team return specialist (2016-17)</li> <li>• Averaged 14.4 yards during Harvard career as punt returner</li> <li>• Returned three punts for touchdowns at Harvard, including 91-yarder in 2017</li> <li>• Earned undergraduate degree in economics</li> </ul>	<table border="1" style="width: 100%; border-collapse: collapse;"> <thead> <tr> <th>PUNT RETURNS</th> <th>No.</th> <th>Yds</th> <th>AVG</th> <th>TD</th> <th>LG</th> </tr> </thead> <tbody> <tr> <td>2019 (Vandy)</td> <td>10</td> <td>108</td> <td>10.8</td> <td>0</td> <td>31</td> </tr> <tr> <td>2018 (Harvard)</td> <td>5</td> <td>17</td> <td>3.4</td> <td>0</td> <td>13</td> </tr> <tr> <td>2017 (Harvard)</td> <td>17</td> <td>319</td> <td>18.9</td> <td>2</td> <td>91</td> </tr> <tr> <td>2016 (Harvard)</td> <td>12</td> <td>108</td> <td>9.0</td> <td>0</td> <td>26</td> </tr> <tr> <td>2015 (Harvard)</td> <td>10</td> <td>190</td> <td>19.0</td> <td>1</td> <td>86</td> </tr> </tbody> </table>	PUNT RETURNS	No.	Yds	AVG	TD	LG	2019 (Vandy)	10	108	10.8	0	31	2018 (Harvard)	5	17	3.4	0	13	2017 (Harvard)	17	319	18.9	2	91	2016 (Harvard)	12	108	9.0	0	26	2015 (Harvard)	10	190	19.0	1	86
		PUNT RETURNS	No.	Yds	AVG	TD	LG																																
		2019 (Vandy)	10	108	10.8	0	31																																
		2018 (Harvard)	5	17	3.4	0	13																																
		2017 (Harvard)	17	319	18.9	2	91																																
		2016 (Harvard)	12	108	9.0	0	26																																
2015 (Harvard)	10	190	19.0	1	86																																		

## Coaching Staff



### **Derek Mason • Head Coach**

- Northern Arizona '93
- Became the 28th head coach in Vanderbilt history on Jan. 14, 2014
- 26-45 overall record
  - Sixth on all-time wins list by Vanderbilt head coach
- Signed renewed contract after conclusion of 2018 season
- Has coached at schools in eight intercollegiate conferences, ranging from the Big Sky and Pac-12 in the west, Patriot League in northeast, the MAC in middle America and SEC in southeast.
- First Vanderbilt coach since 1923-24, 1926 to defeat Tennessee three consecutive years
- 8-0 in last eight games against Tennessee opponents (3-0 vs. Tennessee, 3-0 vs. Middle Tennessee, 2-0 vs. Tenn State)
- Over last three years, teams are 6-5 in the month of November, including five wins in SEC play
- Needs four wins to become program's fifth winningest head coach
- Has mentored several outstanding defensive players, including cornerbacks Richard Sherman and Joejuan Williams, and linebackers Trent Murphy, Shayne Shov, Zach Cunningham and Oren Burks
- Fourth Vanderbilt head coach in last 50 years to enjoy six-year tenures, joining Bobby Johnson, George MacIntyre and Bill Pace
- As Stanford assistant and Willie Shaw Director of Defense from 2010-13, helped Cardinal to 45-8 overall record, back-to-back Rose Bowl appearances (2012-13), Orange Bowl (2010) and Fiesta Bowl (2011)
- Mason's Stanford defense were regarded among the most punishing in the NCAA, and were recognized by their outstanding play against the run and success against spread offenses
- 2012 Broyles Award finalist. Award is presented annually to the nation's top assistant coach
- Hired by Jim Harbaugh to join Stanford defensive staff away from Minnesota Vikings in NFL
- Known as brilliant defensive strategist, Mason started his collegiate coaching career as an offensive assistant
- Four-year letter winner as defensive back at Northern Arizona (1989-92)
- Born and raised in Phoenix, Arizona

Season	Overall • SEC	Postseason	Notes
2019	2-6 • 1-4	--	Earned third victory over AP Top 25 opponent when Commodores defeated No. 22 Missouri (Oct. 19)
2018	6-7 • 3-5	Texas Bowl vs. Baylor (L, 38-45)	Became second head coach to lead Commodores to two bowl games
2017	5-7 • 1-7	--	Opened with early-season win over ranked-Kansas State, closed with win over Tennessee
2016	6-7 • 3-5	Independence Bowl vs. N.C. State (L, 17-41)	Closed regular season with impressive, back-to-back victories over Ole Miss, Tennessee
2015	4-8 • 2-6	--	Earned first victories against SEC opponent with home wins over Missouri and Kentucky
2014	3-9 • 0-8	--	Mason's initial squad was 3-1 in nonconference play



### **Jason Tarver • Defensive Coordinator • Inside Linebackers**

- Second season at Vanderbilt
- 23rd season overall, including 16 years of NFL experience
- Santa Clara '97
- Hails from Pleasanton, Calif.
- Mentors including Derek Mason, David Shaw, Bill Walsh, Steve Mariucci, John McVay, Mike Singletary, Chip Kelly, Kyle Shanahan, Bob Toledo



### **Gerry Gdowski • Offensive Coordinator • Quarterbacks**

- Sixth season at Vanderbilt, first year as offensive coordinator
- 26th season overall
- Nebraska '90
- Hails from Fremont, Neb. (played for coach Tom Osborne at Nebraska)
- Mentored Commodores' all-time leading passer Kyle Shurmur last three years as quarterbacks coach



### **Terrence Brown • Cornerbacks**

- Second season at Vanderbilt
- Fifth season overall
- Stanford '13
- Hails from Torrance, Calif., played at with Cardinal under Derek Mason
- Mentored cornerback Joejuan Williams (second round pick of Patriots)



### **Tim Horton • Running Backs**

- First season at Vanderbilt
- 29th season overall
- Arkansas '90
- Hails from Conway, Ark.
- Coached several SEC standout RBs, including Tre Mason, Kerryon Johnson, Darren McFadden and Felix Jones



### **Jovan Haye • Defensive Line**

- First season at Vanderbilt
- Second year overall
- Vanderbilt '07
- Hails from Mandeville, Jamaica
- All-SEC defensive end as Vanderbilt undergraduate



### **Aaron Moorehead • Wide Receivers**

- Second season at Vanderbilt
- 11th season overall
- Illinois '03
- Hails from Aurora, Colo.
- Served as Stanford graduate assistant while Derek Mason was on staff



### **Marc Mattioli • Defensive Secondary**

- Fifth season at Vanderbilt
- Ninth season overall
- Rhodes College '09
- Hails from Roswell, Ga.
- Served as defensive graduate assistant at Stanford under Derek Mason



### **Cameron Norcross • Offensive Line**

- Fourth season at Vanderbilt
- 19th season overall
- Nevada '99
- Hails from Ely, Nev.
- On Chris Ault's Nevada staff that developed popular "Pistol" offense



### **Matt Weikert • Outside Linebackers**

- First season at Vanderbilt
- 16th season overall
- Ohio '02
- Hails from Covington, Ohio
- Spent 12 years as defensive assistant at Air Force



### **Devin Fitzsimmons • Special Teams Coordinator • Tight Ends**

- First season at Vanderbilt
- 14th season overall
- Bucknell '05
- Hails from Folsom, La.
- Played for Bucknell squad that included Derek Mason on coaching staff

## 2019 Statistics

	Overall	Home	Away	Neutral
Overall	2-7-0	2-3-0	0-4-0	0-0-0
Conference	1-5-0	1-2-0	0-3-0	0-0-0
Nonconference	1-2-0	1-1-0	0-1-0	0-0-0

	Vanderbilt	Opponents
SCORING	136	315
Points Per Game	15.1	35.0
Points Off Turnovers	14	44
FIRST DOWNS	143	210
Rushing	63	94
Passing	60	95
Penalty	20	21
RUSHING YARDAGE	1058	1770
Yards gained rushing	1295	1937
Yards lost rushing	237	171
Rushing Attempts	317	369
Average Per Rush	3.8	5.2
Average Per Game	117.6	196.7
TDs Rushing	7	18
PASSING YARDAGE	1607	2419
Comp-Att-Int	157-295-9	177-276-5
Average Per Pass	5.4	8.8
Average Per Catch	10.2	13.7
Average Per Game	178.6	268.8
TDs Passing	7	21
TOTAL OFFENSE	665	4189
Total Plays	572	616
Average Per Play	4.7	6.8
Average Per Game	296.1	465.4
KICK RETURNS: #-Yards	21-388	11-250
PUNT RETURNS: #-Yards	10-108	24-170
INT RETURNS: #-Yards	5-67	9-141
KICK RETURN AVERAGE	18.5	22.7
PUNT RETURN AVERAGE	10.8	7.1
INT RETURN AVERAGE	13.4	15.7
FUMBLES-LOST	5-3	6-4
PENALTIES-Yards	58-496	69-649
Average Per Game	55.1	72.1
PUNTS-Yards	64-2776	38-1575
Average Per Punt	43.4	41.5
Net punt average	38.8	36.3
KICKOFFS-Yards	30-1861	59-3684
Average Per Kick	62.0	62.4
Net kick average	38.7	40.6
TIME OF POSSESSION/Game	29:37	30:23
3RD-DOWN Conversions	35/127	41/112
3rd-Down Pct	28%	37%
4TH-DOWN Conversions	4/13	6/13
4th-Down Pct	31%	46%
SACKS BY-Yards	13-87	23-152
MISC YARDS	0	0
TOUCHDOWNS SCORED	16	41
FIELD GOALS-ATTEMPTS	8-10	9-13
ON-SIDE KICKS	0-1	0-0
RED-ZONE SCORES	(11-16) 69%	(32-40) 80%
RED-ZONE TOUCHDOWNS	(7-16) 44%	(26-40) 65%
PAT-ATTEMPTS	(14-14) 100%	(40-40) 100%
ATTENDANCE	140865	256253
Games/Avg Per Game	5/28173	4/64063
Neutral Site Games	--	0/0

SCORE BY QUARTERS	1st	2nd	3rd	4th	Total
Vanderbilt	42	42	21	31	136
Opponents	66	76	97	76	315

RUSHING	GP	Att	Gain	Loss	Net	Avg	TD	Long	Avg/G
Ke'Shawn Vaughn	9	166	877	59	818	4.9	6	52	90.9
Keyon Brooks	8	33	155	6	149	4.5	1	61	18.6
J. Shelton-Mosley	8	4	38	0	38	9.5	0	23	4.8
Mo Hasan	1	9	44	10	34	3.8	0	21	34.0
Ja'Veon Marlow	5	7	31	0	31	4.4	0	8	6.2
Kalija Lipscomb	8	2	26	0	26	13.0	0	16	3.2
Mitchell Pryor	7	2	11	0	11	5.5	0	8	1.6
Jamauri Wakefield	1	1	7	0	7	7.0	0	7	7.0
Dashaun Jerkins	9	1	3	0	3	3.0	0	3	0.3
Total.....	9	277	1295	237	1058	3.8	7	61	117.6
Opponents.....	9	340	1941	171	1770	5.2	18	84	196.7

PASSING	G	Effic	Cmp-Att-Int	Pct	Yds	TD	Lng	Avg/G
Riley Neal	8	118.82	109-186-4	58.6	1193	6	75	149.1
Deuce Wallace	7	58.80	40-94-4	42.6	277	0	19	39.6
Mo Hasan	1	185.27	7-11-0	63.6	120	1	61	120.0
Allan Walters	1	14.27	1-3-1	33.3	17	0	17	17.0
Cam Johnson	9	0.00	0-1-0	0.0	0	0	0	0.0
TOTAL.....	9	100.71	157-295-9	53.2	1607	7	75	178.6
Opponents.....	9	159.24	177-276-5	64.1	2419	21	70	268.8

RECEIVING	G	No.	Yds	Avg	TD	Long	Avg/G
Kalija Lipscomb	8	33	381	11.5	2	49	47.6
Ke'Shawn Vaughn	9	24	248	10.3	1	61	27.6
Cam Johnson	9	22	247	11.2	3	28	27.4
Jared Pinkney	9	15	157	10.5	0	30	17.4
Chris Pierce	9	12	204	17.0	1	75	22.7
J. Shelton-Mosley	8	12	83	6.9	0	23	10.4
James Bostic	9	11	112	10.2	0	17	12.4
C.J. Bolar	9	11	79	7.2	0	18	8.8
Keyon Brooks	8	10	26	2.6	0	10	3.2
Ben Bresnahan	9	4	47	11.8	0	19	5.2
Jackson Winrow	7	2	13	6.5	0	9	1.9
Jamauri Wakefield	1	1	10	10.0	0	10	10.0
TOTAL.....	9	157	1607	10.2	7	75	178.6
Opponents.....	9	177	2419	13.7	21	70	268.8

PUNT RETURNS	No.	Yds	Avg	TD	Long
J. Shelton-Mosley	10	108	10.8	0	31
TOTAL.....	10	108	10.8	0	31
Opponents.....	20	154	7.7	1	35

KICK RETURNS	No.	Yds	Avg	TD	Long
J. Shelton-Mosley	15	272	18.1	0	40
Ja'Veon Marlow	4	81	20.2	0	31
Jamauri Wakefield	2	35	17.5	0	18
TOTAL.....	21	388	18.5	0	40
Opponents.....	11	250	22.7	0	46

## 2019 Statistics

Interceptions	No.	Yards	Avg.	TD	Long
Tae Daley	3	20	6.7	0	16
Randall Haynie	1	47	47.0	1	47
Allan George	1	0	0.0	0	0
Total.....	5	67	13.4	1	47
Opponents.....	9	141	15.7	0	44

Fumble Returns	No.	Yards	Avg.	TD	Long
Dashaun Jerkins	1	12	12.0	0	12
Elijah McAllister	0	0	0.0	1	0
Total	1	12	12.0	1	12
Opponents	1	25	25.0	0	25

Punting	No.	Yds	Avg	Long	TB	FC	I20	50+	Blkd.
Harrison Smith	62	2734	44.1	66	5	15	22	15	0
TEAM	1	0	0.0	0	0	0	0	0	1
Riley Neal	1	42	42.0	42	1	0	0	0	0
Total.....	64	2776	43.4	66	6	15	22	15	1
Opponents.....	40	1660	41.5	65	5	10	14	9	0

Field Goals	FGM-FGA	Pct	01-19	20-29	30-39	40-49	50+	Lg	Blkd.
Ryley Guay	7-9	77.8	0-0	2-2	0-0	5-6	0-1	48	0
Javan Rice	1-1	100.0	0-0	1-1	0-0	0-0	0-0	28	0

Field Goal Sequence	Vanderbilt	Opponent
Georgia	(26),(46)	(50),(37),(31)
Purdue	(48)	42
LSU	(41)	(25)
Northern Illinois	(28)	(39)
Ole Miss	(22),(43)	(41)
UNLV	46,(48)	(44),(29)
Missouri	-	50,48
South Carolina	-	(22)
Florida	50	41

Scoring	TDs	FGs	----- PATs -----						Saf	Points
			Kick	Rush	Rec	Pass	DXP			
Ke'Shawn Vaughn	7	0-0	0-0	0-0	0	0-0	0	0	0	42
Ryley Guay	0	7-8	10-10	0-0	0	0-0	0	0	0	31
Cam Johnson	3	0-0	0-0	0-0	0	0-0	0	0	0	18
Kalija Lipscomb	2	0-0	0-0	0-0	1	0-0	0	0	0	14
Javan Rice	0	1-1	4-4	0-0	0	0-0	0	0	0	7
Keyon Brooks	1	0-0	0-0	0-0	0	0-0	0	0	0	6
Elijah McAllister	1	0-0	0-0	0-0	0	0-0	0	0	0	6
Chris Pierce	1	0-0	0-0	0-0	0	0-0	0	0	0	6
Randall Haynie	1	0-0	0-0	0-0	0	0-0	0	0	0	6
Riley Neal	0	0-0	0-0	0-0	0	1-2	0	0	0	0
TOTAL.....	16	8-9	14-14	0-0	1	1-2	0	0	0	136
Opponents.....	41	9-13	40-40	0-0	1	1-1	0	0	0	315

Total Offense	GP	Plays	Rush	Pass	Total	Avg/G
Riley Neal	8	221	-7	1193	1186	148.2
Ke'Shawn Vaughn	9	166	818	0	818	90.9
Deuce Wallace	7	107	-44	277	233	33.3
Mo Hasan	1	20	34	120	154	154.0
Keyon Brooks	8	33	149	0	149	18.6
J Shelton-Mosley	8	4	38	0	38	4.8
Ja'Veon Marlow	5	7	31	0	31	6.2
Kalija Lipscomb	8	2	26	0	26	3.2
Allan Walters	1	3	0	17	17	17.0
Mitchell Pryor	7	2	11	0	11	1.6
Jamauri Wakefield	1	1	7	0	7	7.0
Dashaun Jerkins	9	1	3	0	3	0.3
TEAM	6	4	-8	0	-8	-1.3
TOTAL.....	9	572	1058	1607	2665	296.1
Opponents.....	9	616	1770	2419	4189	465.4

All-Purpose	GP	Rush	Rec	PR	KOR	Ret	Total	Avg
Ke'Shawn Vaughn	9	818	248	0	0	0	1066	118.4
J Shelton-Mosley	8	38	83	108	272	0	501	62.6
Kalija Lipscomb	8	26	381	0	0	0	407	50.9
Cam Johnson	9	0	247	0	0	0	247	27.4
Chris Pierce	9	0	204	0	0	0	204	22.7
Keyon Brooks	8	149	26	0	0	0	175	21.9
Jared Pinkney	9	0	157	0	0	0	157	17.4
Ja'Veon Marlow	5	31	0	0	81	0	112	22.4
James Bostic	9	0	112	0	0	0	112	12.4
C.J. Bolar	9	0	79	0	0	0	79	8.8
Jamauri Wakefield	1	7	10	0	35	0	52	52.0
Randall Haynie	8	0	0	0	0	47	47	5.9
Ben Bresnahan	9	0	47	0	0	0	47	5.2
Mo Hasan	1	34	0	0	0	0	34	34.0
Tae Daley	7	0	0	0	0	20	20	2.9
Jackson Winrow	7	0	13	0	0	0	13	1.9
Mitchell Pryor	7	11	0	0	0	0	11	1.6
Dashaun Jerkins	9	3	0	0	0	0	3	0.3
Riley Neal	8	-7	0	0	0	0	-7	-0.9
TEAM	6	-8	0	0	0	0	-8	-1.3
Deuce Wallace	7	-44	0	0	0	0	-44	-6.3
TOTAL.....	9	1058	1607	108	388	67	3228	358.7
Opponents.....	9	1770	2419	170	250	141	4750	527.8

## 2019 Statistics

No.	Student-Athlete	GP	Solo Tackles	Assists	Total	TFL-Yds	Sacks-Yards	Int-Yds	Pass Breakups	QBH	Fumbles Rcv-Yds	FF	Blocked Kicks	Safety
7	Dimitri Moore	9-7	34	37	71	5.5-27	.	.	3	1	.	.	.	.
33	Dashaun Jerkins	9-9	31	22	53	.	.	.	1	.	1-12	.	.	.
3	Tae Daley	7-6	30	17	47	.	.	3-20	2	.	.	1	.	.
13	Brendon Harris	9-2	27	17	44	1.0-1	.	.	2	.	.	.	.	.
17	Feleti Afemui	7-7	11	27	38	1.5-1	.	.	.	.	.	1	.	.
28	Allan George	9-7	22	11	33	3.0-8	2.0-9	1-0	4	.	.	.	.	.
48	Andre Mintze	9-7	19	11	30	4.5-18	4.0-19	.	.	3	.	.	.	.
10	Dayo Odeyingbo	9-8	13	14	27	6.0-16	.	.	.	7	.	.	.	.
21	Kenny Hebert	8-7	16	10	26	5.5-22	1.0-10	.	2	.	.	.	.	.
16	BJ Anderson	9-6	17	8	25	0.5-1	.	.	2	.	.	.	.	.
9	Caleb Peart	9-2	10	13	23	1.0-2	.	.	.	1	.	.	.	.
90	Cameron Tidd	9-5	8	13	21	2.0-11	1.0-9	.	.	1	.	.	.	.
41	E. McAllister	9-0	9	8	17	3.0-25	2.0-22	.	1	1	2-0	1	.	.
4	Randall Haynie	8-1	12	5	17	1.0-2	.	1-47	3	.	.	.	.	.
12	B.DeVault-Smith	8-1	10	7	17	.	.	.	.	1	.	.	.	.
31	Cam Watkins	9-4	13	4	17	1.0-3	.	.	2	.	.	.	.	.
23	Jaylen Mahoney	9-2	7	9	16	1.5-11	1.0-10	.	1	.	1-0	.	.	.
91	Drew Birchmeier	9-9	6	10	16	1.0-2	.	.	.	.	.	.	.	.
8	L. Paulino-Bell	8-0	7	6	13	3.0-9	1.0-7	.	2	1	.	.	.	.
5	Dontye Williams	5-3	8	4	12	.	.	.	.	.	.	.	.	.
55	Daevion Davis	8-4	3	8	11	1.0-6	.	.	.	.	.	.	.	.
14	Max Worship	7-0	6	5	11	.	.	.	.	.	.	.	.	.
15	Elijah Hamilton	8-0	4	3	7	.	.	.	.	.	.	.	.	.
88	Michael Owusu	5-0	2	5	7	3.0-7	.	.	.	1	.	.	.	.
94	Rutger Reitmaier	9-1	2	4	6	1.0-2	.	.	1	.	.	.	.	.
1A	J Shelton-Mosley	8-2	4	.	4	.	.	.	.	.	.	.	.	.
26	Anfernee Orji	6-0	.	3	3	.	.	.	1	1	.	.	.	.
30	Salua Masina	4-0	1	2	3	.	.	.	.	.	.	.	.	.
19	Chris Pierce	9-5	2	.	2	.	.	.	.	.	.	.	.	.
56	Brandon Maddox	7-0	1	1	2	1.0-1	1.0-1	.	.	.	.	.	.	.
3A	Mitchell Pryor	7-0	1	1	2	.	.	.	.	.	.	.	.	.
2	Frank Coppet	2-1	1	1	2	.	.	.	.	.	.	.	.	.
24	Alston Orji	4-0	1	1	2	.	.	.	.	.	.	.	.	.
81	James Bostic	9-0	1	.	1	.	.	.	.	.	.	.	.	.
2A	Keyon Brooks	8-0	1	.	1	.	.	.	.	.	.	.	.	.
42	Camden Coleman	6-0	1	.	1	.	.	.	.	.	.	.	.	.
98	Ryley Guay	8-0	.	1	1	.	.	.	.	.	.	.	.	.
0F	Riley Neal	8-7	1	.	1	.	.	.	.	.	.	.	.	.
77	Devin Cochran	6-6	1	.	1	.	.	.	.	.	.	.	.	.
Total.....		9-0	343	288	631	47-175	13-87	5-67	27	18	4-12	3	.	.
Opponents.....		9-0	302	246	548	55.0-213	23-152	9-141	40	28	3-105	4	1	.

## 2019 Statistics

### Passing

	Att	Att	Int	Pct	Yards	TD	Long
Riley Neal							
Georgia	14	25	0	56.0	85	0	12
Purdue	24	35	1	68.5	378	2	75
LSU	15	31	1	48.3	206	1	36
Northern Illinois	21	28	0	75.0	189	1	38
Ole Miss	18	30	0	60.0	140	0	43
UNLV	11	25	1	44.0	104	0	53
Missouri	3	8	1	37.5	45	1	21
South Carolina	3	4	0	75.0	46	1	26
Florida				-DNP-			
Kentucky							
East Tennessee State							
Tennessee							
<b>TOTALS</b>	<b>186</b>	<b>109</b>	<b>4</b>	<b>58.6</b>	<b>1193</b>	<b>6</b>	<b>75</b>

	Att	Att	Int	Pct	Yards	TD	Long
Mo Hasan							
Georgia	--	--	--	--	--	--	--
Purdue	--	--	--	--	--	--	--
LSU	--	--	--	--	--	--	--
Northern Illinois	--	--	--	--	--	--	--
Ole Miss	--	--	--	--	--	--	--
UNLV	--	--	--	--	--	--	--
Missouri	7	11	0	63.6	120	1	61
South Carolina	--	--	--	--	--	--	--
Florida				-DNP-			
Kentucky							
East Tennessee State							
Tennessee							
<b>TOTALS</b>	<b>11</b>	<b>7</b>	<b>0</b>	<b>63.6</b>	<b>120</b>	<b>1</b>	<b>61</b>

	Comp	Att	Int	Pct	Yards	TD	Long
Deuce Wallace							
Georgia	2	6	0	33.3	24	0	16
Purdue	7	13	0	53.8	42	0	12
LSU	4	8	1	50.0	23	0	12
Northern Illinois	--	--	--	--	--	--	--
Ole Miss	7	16	0	43.8	62	0	19
UNLV	5	16	0	31.2	36	0	16
Missouri	--	--	--	--	--	--	--
South Carolina	8	17	2	47.1	30	0	18
Florida	18	7	1	38.9	60	0	15
Kentucky							
East Tennessee State							
Tennessee							
<b>TOTALS</b>	<b>94</b>	<b>40</b>	<b>4</b>	<b>42.6</b>	<b>277</b>	<b>0</b>	<b>19</b>

	Att	Att	Int	Pct	Yards	TD	Long
Allan Walters							
Georgia	--	--	--	--	--	--	--
Purdue	--	--	--	--	--	--	--
LSU	--	--	--	--	--	--	--
Northern Illinois	--	--	--	--	--	--	--
Ole Miss	--	--	--	--	--	--	--
UNLV	--	--	--	--	--	--	--
Missouri	--	--	--	--	--	--	--
South Carolina	--	--	--	--	--	--	--
Florida	3	1	1	33.3	17	0	17
Kentucky							
East Tennessee State							
Tennessee							
<b>TOTALS</b>	<b>3</b>	<b>1</b>	<b>1</b>	<b>33.3</b>	<b>17</b>	<b>0</b>	<b>17</b>

<b>Rushing</b>	<b>No.-Yards/TD</b>	<b>UGA</b>	<b>PUR</b>	<b>LSU</b>	<b>NIU</b>	<b>MISS</b>	<b>UNLV</b>	<b>MIZZ</b>	<b>SC</b>	<b>FLA</b>	<b>KY</b>	<b>ETSU</b>	<b>UT</b>
Ke'Shawn Vaughn	166-818/6	15-74/0	17-56/1	20-130/2	17-138/1	18-69/0	15-140/1	29-96/1	20-87/0	15-28/0			
Keyon Brooks	33-149/1	DNP	3-7/0	5-0/0	2-61/1	3-1/0	2-16/0	2-6/0	5-24/0	11-34/0			
Justice Shelton-Mosley	4-38/0	1-23/0	-	-	1-4/0	-	1-8/0	-	1-3/0	DNP			
Mo Hasan	9-34/0	DNP	DNP	DNP	DNP	DNP	DNP	9-34/0	DNP	DNP			
Ja'Veon Marlow	7-31/0	DNP	DNP	3-19/0	DNP	DNP	-	-	-	4-12/0			
Kalija Lipscomb	2-26/0	-	1-16/0	-	-	-	-	-	DNP	1-10/0			
Mitchell Pryor	2-11/0	2-11/0	-	-	-	DNP	-	-	DNP	-			
J. Wakefield	1-7/0	1-7/0	DNP	DNP	DNP	DNP	DNP	DNP	DNP	DNP			
Dashaun Jerkins	1-3/0	1-3/0	-	-	-	-	-	-	-	-			
Riley Neal	35--7/0	10--2/0	5--9/0	6--4/0	3--14/0	4-6/0	3-2/0	2-14/0	2-0/0	DNP			
TEAM	4--8/0	-	DNP	-	3--5/0	DNP	-	-	DNP	1--3/0			
Deuce Wallace	13--44/0	-	1-1/0	-	DNP	2--14/0	1-0/0	DNP	1--1/0	8--30/0			

<b>Receiving</b>	<b>No.-Yards/TD</b>	<b>UGA</b>	<b>PUR</b>	<b>LSU</b>	<b>NIU</b>	<b>MISS</b>	<b>UNLV</b>	<b>MIZZ</b>	<b>SC</b>	<b>FLA</b>	<b>KY</b>	<b>ETSU</b>	<b>UT</b>
Kalija Lipscomb	33-381/2	3-8/0	8-98/0	5-68/1	8-100/1	7-69/0	-	1-34/0	DNP	1-4/0			
Ke'Shawn Vaughn	24-248/1	3-24/0	4-22/0	2-21/0	3-8/0	4-15/0	1-53/0	4-80/1	2-11/0	1-14/0			
Cam Johnson	22-247/3	2-14/0	3-31/1	2-54/0	6-64/0	3-13/0	2-8/0	1-21/1	1-26/1	2-16/0			
Chris Pierce	12-204/1	1-16/0	3-133/1	-	-	3-20/0	2-9/0	1-8/0	1-6/0	1-12/0			
Jared Pinkney	15-157/0	2-11/0	3-61/0	4-47/0	1-1/0	1-7/0	2-16/0	2-14/0	-	-			
James Bostic	11-112/0	1-8/0	2-13/0	1-12/0	-	-	4-36/0	-	1-11/0	2-32/0			
Justice Shelton-Mosley	12-83/0	1-5/0	4-32/0	2-11/0	1-5/0	1-9/0	1-5/0	1-8/0	1-8/0	DNP			
C.J. Bolar	11-79/0	2-13/0	2-16/0	1-7/0	1-6/0	2-21/0	-	-	3-16/0	-			
Ben Bresnahan	4-47/0	-	-	2-9/0	-	2-38/0	-	-	-	-			
Keyon Brooks	10-26/0	DNP	1-10/0	-	1-5/0	2-10/0	3-4/0	-	2--2/0	1--1/0			
Jackson Winrow	2-13/0	-	1-4/0	DNP	DNP	-	1-9/0	-	-	-			
J. Wakefield	1-10/0	1-10/0	DNP	DNP	DNP	DNP	DNP	DNP	DNP	DNP			

<b>Punt Returns</b>	<b>No.-Yards</b>	<b>UGA</b>	<b>PUR</b>	<b>LSU</b>	<b>NIU</b>	<b>MISS</b>	<b>UNLV</b>	<b>MIZZ</b>	<b>SC</b>	<b>FLA</b>	<b>KY</b>	<b>ETSU</b>	<b>UT</b>
Justice Shelton-Mosley	10-108	-	-	1-11	2-24	2-9	1-14	4-50	-	DNP			

<b>Kick Returns</b>	<b>No.-Yards</b>	<b>UGA</b>	<b>PUR</b>	<b>LSU</b>	<b>NIU</b>	<b>MISS</b>	<b>UNLV</b>	<b>MIZZ</b>	<b>SC</b>	<b>FLA</b>	<b>KY</b>	<b>ETSU</b>	<b>UT</b>
Justice Shelton-Mosley	15-272	-	1-20	-	2-20	2-19	6-139	1-19	3-55	DNP			
Ja'Veon Marlow	4-81	DNP	DNP	-	DNP	DNP	-	-	-	4-81			
J. Wakefield	2-35	2-35	DNP	DNP	DNP	DNP	DNP	DNP	DNP	DNP			

## 2019 Statistics

<b>Tackles</b>	<b>U-A</b>	<b>TOT</b>	<b>UGA</b>	<b>PUR</b>	<b>LSU</b>	<b>NIU</b>	<b>MISS</b>	<b>UNLV</b>	<b>MIZZ</b>	<b>SC</b>	<b>FLA</b>	<b>KY</b>	<b>ETSU</b>	<b>UT</b>
Dimitri Moore	34-37	71	1-1	3-0	4-5	4-3	3-4	5-7	2-9	9-2	3-6			
Dashaun Jerkins	31-22	53	10-4	4-3	1-3	2-1	3-1	2-3	1-2	7-2	1-3			
Tae Daley	30-17	47	3-4	2-1	0-3	DNP	DNP	-	8-3	12-4	5-2			
Brendon Harris	27-17	44	2-3	1-1	5-3	5-2	4-3	7-2	2-1	-	1-2			
Feleti Afemui	11-27	38	2-6	DNP	1-1	DNP	0-4	2-5	2-2	3-5	1-4			
Allan George	22-11	33	2-0	4-0	2-4	0-1	4-0	1-1	1-2	5-1	3-2			
Andre Mintze	19-11	30	1-0	1-0	1-2	1-0	5-0	2-4	5-1	3-0	0-4			
Dayo Odeyingbo	13-14	27	1-3	2-1	2-0	0-1	2-2	2-3	0-2	4-1	0-1			
Kenny Hebert	16-10	26	3-2	4-1	1-2	3-0	1-2	2-1	1-1	DNP	1-1			
BJ Anderson	17-8	25	-	-	4-3	4-0	1-1	1-0	4-1	2-0	1-3			
Caleb Peart	10-13	23	-	4-2	0-3	1-4	0-1	-	1-2	4-0	0-1			
Cameron Tidd	8-13	21	-	0-1	0-1	2-1	1-2	2-5	2-2	1-0	0-1			
Brayden DeVault-Smith	10-7	17	2-3	-	1-1	2-0	2-0	0-3	DNP	1-0	2-0			
Cam Watkins	13-4	17	3-1	-	2-0	1-1	1-0	2-0	0-1	3-0	1-1			
Randall Haynie	12-5	17	0-1	2-2	2-0	4-1	-	1-0	DNP	2-0	1-1			
Elijah McAllister	9-8	17	0-1	-	1-1	2-0	0-1	2-2	1-1	2-1	1-1			
Drew Birchmeier	6-10	16	0-1	1-1	-	1-1	1-3	2-0	0-2	-	1-2			
Jaylen Mahoney	7-9	16	1-2	-	1-0	-	-	0-1	2-1	2-3	1-2			
Lashawn Paulino-Bell	7-6	13	0-1	2-0	0-2	0-1	1-1	1-1	2-0	DNP	1-0			
Dontye Williams	8-4	12	3-2	2-1	3-1	-	DNP	DNP	DNP	DNP	-			
Daevion Davis	3-8	11	0-2	1-0	-	1-1	0-1	0-2	DNP	1-0	0-2			
Max Worship	6-5	11	1-1	1-1	3-1	-	-	DNP	DNP	-	1-2			
Michael Owusu	2-5	7	0-1	2-1	0-1	-	0-2	DNP	DNP	DNP	DNP			
Elijah Hamilton	4-3	7	1-0	0-1	DNP	1-0	-	0-1	1-0	1-0	0-1			
Rutger Reitmaier	2-4	6	-	-	1-0	-	-	0-2	0-1	-	1-1			
Justice Shelton-Mosley	4-0	4	-	1-0	1-0	2-0	-	-	-	-	DNP			
Anfernee Orji	0-3	3	DNP	DNP	DNP	-	0-1	0-1	-	0-1	-			
Salua Masina	1-2	3	0-1	1-1	-	DNP	DNP	DNP	DNP	-	DNP			
Chris Pierce	2-0	2	-	1-0	-	-	-	-	-	-	1-0			
Frank Coppet	1-1	2	DNP	DNP	0-1	1-0	DNP	DNP	DNP	DNP	DNP			
Mitchell Pryor	1-1	2	-	-	-	-	DNP	-	-	DNP	1-1			
Alston Orji	1-1	2	DNP	-	DNP	DNP	0-1	DNP	-	1-0	DNP			
Brandon Maddox	1-1	2	-	-	0-1	1-0	DNP	DNP	-	-	-			
Ryley Guay	0-1	1	-	-	0-1	DNP	-	-	-	-	-			
Camden Coleman	1-0	1	DNP	DNP	-	DNP	-	-	1-0	-	-			

<b>Sacks</b>	<b>U-A</b>	<b>TOT</b>	<b>UGA</b>	<b>PUR</b>	<b>LSU</b>	<b>NIU</b>	<b>MISS</b>	<b>UNLV</b>	<b>MIZZ</b>	<b>SC</b>	<b>FLA</b>	<b>KY</b>	<b>ETSU</b>	<b>UT</b>
Andre Mintze	4-0	4.0	-	-	-	-	2.0-10	-	1.0-2	-	1.0-7			
Allan George	2-0	2.0	-	-	-	-	1.0-6	-	-	-	1.0-3			
Elijah McAllister	2-0	2.0	-	-	-	2.0-22	-	-	-	-	-			
Lashawn Paulino-Bell	1-0	1.0	-	-	-	-	-	-	1.0-7	DNP	-			
Kenny Hebert	1-0	1.0	-	-	1.0-10	-	-	-	-	DNP	-			
Cameron Tidd	1-0	1.0	-	-	-	-	-	-	1.0-9	-	-			
Jaylen Mahoney	1-0	1.0	-	-	1.0-10	-	-	-	-	-	-			
Brandon Maddox	1-0	1.0	-	-	-	1.0-1	DNP	DNP	-	-	-			

<b>FUMBLE RETURNS</b>	<b>No-Yds</b>	<b>UGA</b>	<b>PUR</b>	<b>LSU</b>	<b>NIU</b>	<b>OM</b>	<b>UNLV</b>	<b>MU</b>	<b>SC</b>	<b>UF</b>	<b>KY</b>	<b>ETSU</b>	<b>UT</b>
Dashaun Jerkins	1-12	1-12	-	-	-	-	-	-	-	-			

## 2019 Starters • Career Starts

Offense	WR	WR/TE	WR	TE	QB	RB	LT	LG	C	RG	RT
Georgia	Lipscomb	Pierce	Bolar	Pinkney	Neal	Vaughn	Clemens	Bailey	Miller	Dawkins	Steen
Purdue	Lipscomb	Pierce	Bolar	Pinkney	Neal	Vaughn	Clemens	Bailey	Miller	Dawkins	Steen
LSU	Lipscomb	Pierce	Bolar	Pinkney	Neal	Vaughn	Stewart	Young	Miller	Clemens	Steen
Northern Illinois	Lipscomb	Pierce	Johnson	Pinkney	Neal	Vaughn	Cochran	Young	Miller	Clemens	Steen
Ole Miss	Lipscomb	Pierce	Johnson	Pinkney	Neal	Vaughn	Cochran	Young	Miller	Clemens	Steen
UNLV	Lipscomb	Shelton-Mosley	Johnson	Pinkney	Neal	Vaughn	Cochran	Young	McMoore	Clemens	Steen
Missouri	Lipscomb	Bailey	Johnson	Pinkney	Hasan	Vaughn	Cochran	Young	McMoore	Clemens	Stewart
South Carolina	Bolar	Shelton-Mosley	Johnson	Pinkney	Neal	Vaughn	Cochran	Young	McMoore	Clemens	Steen
Florida	Lipscomb	Bresnahan	Johnson	Pinkney	Wallace	Vaughn	Cochran	Young	McMoore	Clemens	Steen
Kentucky											
East Tenn. State											
Tennessee											

Defense	DE	DT	DT	OLB/NB	ILB	ILB	OLB/NB	CB	S	S	CB
Georgia	Odeyingbo	Birchmeier	Tidd	Mintze	Afemui	Devault-Smith	Hebert	Watkins	Jerkins	Daley	Williams
Purdue	Odeyingbo	Birchmeier	Tidd	George	Peart	Moore	Hebert	Watkins	Jerkins	Daley	Williams
LSU	Odeyingbo	Birchmeier	Davis	George	Afemui	Hebert	Mintze	Watkins	Jerkins	Daley	Williams
Northern Illinois	Odeyingbo	Birchmeier	Davis	Mintze	Peart	Moore	Hebert	Anderson	Jerkins	Coppet	Haynie
Ole Miss	Odeyingbo	Birchmeier	Davis	George	Afemui	Moore	Hebert	Anderson	Jerkins	Harris	Watkins
UNLV	Odeyingbo	Birchmeier	Davis	Mintze	Afemui	Moore	Hebert	Anderson	Jerkins	Harris	George
Missouri	Odeyingbo	Birchmeier	Tidd	Mintze	Afemui	Moore	Hebert	Anderson	Jerkins	Daley	George
South Carolina	Odeyingbo	Birchmeier	Tidd	Mintze	Afemui	Moore	Mahoney	Anderson	Jerkins	Daley	George
Florida	R. Reitmaier	Birchmeier	Tidd	Mintze	Afemui	Moore	Mahoney	Anderson	Jerkins	Daley	George
Kentucky											
East Tenn. State											
Tennessee											

Games Started	2019	2018	2017	2016	Total	Streak
<b>Offense</b>						
Jared Pinkney • TE	9	13	9	7	38	24
Kalija Lipscomb • WR	8	12	2	8	30	1
Devin Cochran • OL	6	13	10	-	29	6
Cole Clemens • OL	9	12	1	-	22	12
Saige Young • OL	7	5	8	-	20	7
Ke'Shawn Vaughn • RB	9	8	-	-	17	13
Chris Pierce • WR	5	9	-	-	14	-
CJ Bolar • WR	4	8	-	-	11	-
Tyler Steen • OL	8	-	-	-	8	2
Riley Neal • QB	7	-	-	-	7	-
Grant Miller • OL	5	-	-	-	5	-
Cam Johnson • WR	6	-	-	-	6	6
Cody Markel • TE	-	3	1	-	4	-
Bryce Bailey • OL/TE	3	1	-	-	4	-
Sean McMoore • OL	4	1	-	-	5	4
Jamauri Wakefield • RB	-	2	-	-	2	-
Dan Dawkins • OL	2	-	-	-	2	-
Jonathan Stewart • OL	2	-	-	-	2	-
Justice Shelton-Mosley • WR	2	-	-	-	2	-
Ben Bresnahan • TE	1	-	-	-	1	1
Mo Hasan • QB	1	-	-	-	1	-
Deuce Wallace • QB	1	-	-	-	1	1
<b>Defense</b>						
Drew Birchmeier • DL	9	11	1	-	21	20
Dayo Odeyingbo • DL	8	10	-	-	18	-
Dimitri Moore • DB	7	11	-	-	18	6
Randall Haynie • CB	1	13	-	-	14	-
Tae Daley • S	6	8	-	-	14	3
Cameron Tidd • DL	5	2	3	-	10	3
Allan George • NB	7	3	-	-	9	4
Dashaun Jerkins • S	9	-	-	-	9	9
Frank Coppet • S	1	6	-	-	7	-
Caleb Peart • OLB	2	3	2	-	7	-
Kenny Hebert • OLB	7	-	-	-	7	-
Andre Mintze • OLB	7	1	-	-	8	4
Feleti Afemui • ILB	7	1	-	-	8	5
B.J. Anderson • CB	6	-	-	-	6	6
Cam Watkins • CB	4	-	-	-	4	-
Daevion Davis • DL	4	-	-	-	4	-
Dontye Williams • S	3	-	-	-	3	-
Brayden DeVault-Smith • ILB	1	1	-	-	2	-
Jaylen Mahoney • NB	2	-	-	-	2	2
Rutger Reitmaier • DL	1	-	-	-	1	1

# 2019 Statistics

## Game-by-Game Team Comparisons (Vanderbilt/Opponent)

	Score	1st Downs	Rushing	Passing	Penalties	Rush Yards	Comp-Att-Int	Pass Yards	Plays-Total Yards	Return Yards	Turnovers
GEORGIA	6-30	17/25	10/17	3/6	4/2	30-116/40-323	16-32-0/15-23-0	109/156	62-225/63-479	47/102	1/1
Purdue	24-42	23/27	5/3	16/20	2/4	27-71/18-31	31-48-1/34-52-1	420/509	75-491/70-540	20/77	1/1
LSU	38-66	17/26	5/9	10/15	2/2	34-145/36-181	19-39-2/26-38-1	229/418	73-374/74-599	58/93	2/2
NORTHERN ILLINOIS	24-18	16/20	10/9	5/8	1/3	26-184/31-108	21-28-0/17-32-0	189/280	54-373/63-388	44/16	0/0
Ole Miss	6-31	17/15	5/12	10/3	2/0	27-62/44-413	25-46-0/10-18-0	202/99	73-264/62-512	28/6	0/0
UNLV	10-34	12/21	8/10	4/8	0/3	22-166/53-206	16-41-1/11-16-0	140/172	63-306/69-378	153/90	2/1
MISSOURI	21-14	17/18	8/8	4/6	5/4	42-150/40-153	10-19-1/13-26-1	165/140	61-315/66-293	69/71	1/1
South Carolina	7-24	12/25	7/14	3/11	2/0	29-113/49-205	11-21-2/24-31-0	76/235	50-189/80-440	55/84	2/1
Florida	0-56	12/33	5/12	5/18	2/3	40-51/29-150	8-21-2/27-40-2	77/410	61-128/69-560	81/16	3/2
TOTALS	136/315	143/210	63/94	60/95	20/21	277-1058/340-1720	157-295-9/177-276-5	1607/2419	572-2665/616-4189	555/555	12/9

	3rd Down	4th Down	Time Poss	TOP Margin	Yards/Rush	Yards/Pass	Yards/Play	Punting	Penalty Yards
GEORGIA	3-14/1-7	1-2/0-1	25:59/34:01	-8:02	3.9/8.1	3.4/6.8	3.6/7.6	7-47.1/2-54.0	10-63/10-115
Purdue	6-15/5-11	0-1/0-0	31:23/28:37	2:46	2.6/1.7	8.8/9.8	6.5/7.7	6-39.2/5-29.0	13-100/8-63
LSU	6-17/7-15	1-2/1-1	32:33/27:27	5:06	4.3/5.0	5.9/11.0	5.1/8.1	8-41.1/5-42.2	3-27/6-54
NORTHERN ILLINOIS	3-11/4-13	0-0/0-0	28:35/31:25	-2:50	7.1/3.5	6.8/8.8	6.9/6.2	6-46.7/8-38.1	9-97/9-74
Ole Miss	2-17/4-14	2-3/1-3	33:02/26:58	6:04	2.3/9.4	4.4/5.5	3.6/8.3	11-45.5/6-44.8	3-23/5-54
UNLV	6-15/5-13	0-4/2-3	22:33/37:27	-14:54	7.5/3.9	3.4/10.8	4.9/5.5	2-29.0/2-37.5	3-38/3-25
MISSOURI	3-12/3-15	0-1/1-1	32:51/27:09	5:42	3.6/3.8	8.7/5.4	5.2/4.4	8-43.1/7-50.1	7-72/12-120
South Carolina	3-11/9-15	0-0/0-2	26:13/33:47	-7:34	3.9/4.2	3.6/7.6	3.8/5.5	7-45.0/3-37.0	2-20/11-94
Florida	3-15/3-9	0-0/1-2	33:22/26:38	6:24	1.3/5.2	3.7/10.2	2.1/8.1	9-42.6/2-42.5	8-56/5-50
TOTALS	35-125/41-112	4-13/6-13	266:31/253:29	-7:18	4.0/5.2	5.5/8.8	4.8/6.7	64-43.4/40-41.5	496/649

## Team Game-by-Game Statistics

	-----RUSHING-----				-----RECEIVING-----				-----PASSING-----				-----KICK RET-----				-----PUNT RET-----				Total Offense
	No.	Yds	TD	Lg	No.	Yds	TD	Lg	Comp-Att-Int	Yds	TD	Lg	No	Yds	TD	Lg	No	Yds	TD	Lg	
GEORGIA	30	116	0	23	16	109	0	16	16-32-0	109	0	16	2	35	0	18	0	0	0	0	225
at Purdue	27	71	1	23	31	420	2	75	31-48-1	420	2	75	1	20	0	20	0	0	0	0	491
LSU	34	145	2	52	19	229	1	36	19-39-2	229	1	36	0	0	0	0	1	11	0	11	374
NORTHERN ILLINOIS	26	184	2	61	21	189	1	38	21-28-0	189	1	38	2	20	0	20	2	24	0	22	373
at Ole Miss	27	62	0	17	25	202	0	43	25-46-0	202	0	43	2	19	0	17	2	9	0	9	264
UNLV	22	166	1	43	16	140	0	53	16-41-1	140	0	53	6	139	0	40	1	14	0	14	306
MISSOURI	42	150	1	21	10	165	2	61	10-19-1	165	2	61	1	19	0	19	4	50	0	31	315
at South Carolina	29	113	0	12	11	76	1	26	11-21-2	76	1	26	3	55	0	20	0	0	0	0	189
Florida	40	51	0	13	8	77	0	17	8-21-2	77	0	17	4	81	0	31	0	0	0	0	128
TOTALS	277	1058	7	61	157	1607	7	75	157-295-9	1607	7	75	21	388	0	40	10	108	0	31	2665

	---TACKLES---			---SACKS---		---FUMBLE---		---Pass Defense---		Blkd	-----PAT-----					
	Solo	Asst	Total	TFL-Yds	No-Yds	FF	FR-Yds	Int-Yds	QBH		Brk	Kick	Att-Mad	Run	Rcv	Saf
GEORGIA	36	40	76	2.0-4	0.0-0	2	1-12	0-0	4	3	0	0-0	0	0	0	6
at Purdue	39	18	57	6.0-14	0.0-0	0	0-0	1-0	1	5	0	1-1	0	1	0	24
LSU	36	40	76	6.0-29	2.0-20	0	1-0	1-47	2	2	0	5-5	0	0	0	38
NORTHERN ILLINOIS	38	18	56	7.0-57	3.0-23	0	0-0	0-0	3	4	0	3-3	0	0	0	24
at Ole Miss	29	30	59	7.0-20	3.0-16	0	0-0	0-0	0	4	0	0-0	0	0	0	6
UNLV	36	44	80	2.0-2	0.0-0	0	1-0	0-0	1	1	0	1-1	0	0	0	10
MISSOURI	37	34	71	8.0-31	3.0-18	0	0-0	1-0	4	3	0	3-3	0	0	0	21
at South Carolina	64	20	84	5.0-10	0.0-0	1	1-0	0-0	2	1	0	1-1	0	0	0	7
Florida	28	44	72	4.0-8	2.0-10	0	0-0	2-20	1	4	0	0-0	0	0	0	0
TOTALS	343	288	631	47.0-175	13.0-87	3	4-12	5-67	18	27	0	14-14	0	1	0	136

## 2019 Scoring Drives

### Vanderbilt

Opponent	Plays	Yards	Time	Scoring Play
Georgia	12-73	5:36		Guay 26-yard field goal
	7-52	1:02		Guay 46-yard field goal
Purdue	6-78	3:24		Vaughn 1-yard run
	9-45	4:03		Guay 48-yard field goal
	5-44	1:38		Johnson 10-yard pass from Neal
	1-75	0:11		Pierce 75-yard pass from Neal
LSU	8-75	3:56		Vaughn 5-yard run
	11-52	3:37		Guay 41-yard field goal
	-	-		McAllister 0-yard fumble recovery
	3-75	1:23		Vaughn 52-yard run
	7-61	3:39		Lipscomb 18-yard pass from Neal
	-	-		Haynie 47-yard interception return
Northern Illinois	4-80	1:35		Brooks 61-yard run
	5-31	2:49		Vaughn 1-yard run
	4-75	1:49		Lipscomb 38-yard pass from Neal
	10-44	5:06		Rice 28-yard field goal
Ole Miss	7-66	3:52		Guay 22-yard field goal
	5-37	0:52		Guay 43-yard field goal
UNLV	8-76	2:50		Vaughn 4-yard run
	9-41	2:31		Guay 48-yard goal
Missouri	8-68	4:14		Vaughn 1-yard run
	1-61	0:14		Vaughn 61-yard pass from Hasan
	7-65	3:31		Johnson 21-yard pass from Neal
South Carolina	11-77	6:06		Johnson 26-yard pass from Neal

### Opponent

Opponent	Plays	Yards	Time	Scoring Play
Georgia	8-75	3:59		Robertson 3-yard pass from Fromm
	10-89	5:34		Cook 18-yard run
	7-80	4:03		Herrien 1-yard run
	8-56	5:23		Blankenship 50-yard field goal
	5-20	2:21		Blankenship 37-yard field goal
	8-31	3:23		Blankenship 31-yard field goal
Purdue	7-71	2:35		Hopkins 12-yard pass from Sindelar
	4-50	1:55		Durham 2-yard pass from Sindelar
	6-77	1:47		Sparks 50-yard pass from Sindelar
	6-85	1:55		Hopkins 20-yard pass from Sindelar
	7-75	3:00		Moore 34-yard pass from Sindelar
	7-95	3:11		Sindelar 1-yard run
LSU	5-75	1:13		Jefferson 4-yard pass from Burrow
	1-64	0:11		Chase 64-yard pass from Burrow
	5-67	1:56		Ed. Helaire 9-yard run
	4-70	1:15		Chase 25-yard pass from Burrow
	6-50	1:41		York 25-yard field goal
	9-90	2:11		Chase 51-yard pass from Burrow
	1-1	0:04		McMath 6-yard pass from Burrow
	11-75	3:56		Chase 16-yard pass from Burrow
	-	-		Baskerville 0-yard blocked punt return
		5-36	2:06	
Northern Illinois	5-52	2:02		Richardson 39-yard field goal
	8-83	3:34		Brinkman 38-yard pass from Bowers
	6-75	2:02		Jones 1-yard run
Ole Miss	6-51	2:28		Logan 41-yard field goal
	3-44	1:03		Plumlee 33-yard run
	2-81	0:35		Ealy 78-yard run
	3-92	1:07		Connor 84-yard run
	8-69	4:56		Phillips 24-yard run
UNLV	12-75	6:25		Williams 5-yard run
	6-20	1:58		Gutierrez 44-yard field goal
	2-72	0:53		Grimes 63-yard from Oblad
	11-79	5:42		Bean 5-yard pass from Oblad
	4-0	0:56		Gutierrez 29-yard field goal
	7-40	3:21		Magyar 14-yard run
Missouri	6-77	2:50		Okwuegbunam 4-yard pass from Bryant
	1-6	0:05		Rountree 6-yard run
South Carolina	8-54	3:05		Legette 20-yard pass from Hilinski
	13-69	4:30		Harris 1-yard run
	8-25	2:58		White 22-yard field goal
	9-76	3:48		Edwards 25-yard pass from Hilinski

## 2019 Season Highs

Vanderbilt	
<b>Individual</b>	
Rushes	29 Ke'Shawn Vaughn vs Missouri (Oct 19, 2019)
Yards Rushing	140 Ke'Shawn Vaughn vs UNLV (Oct 12, 2019)
TD Rushes	2 Ke'Shawn Vaughn vs LSU (Sep 21, 2019)
Long Rush	61 Keyon Brooks vs Northern Illinois (Sep 28, 2019)
Pass attempts	35 Riley Neal at Purdue (Sep 07, 2019)
Pass completions	24 Riley Neal at Purdue (Sep 07, 2019)
Yards Passing	378 Riley Neal at Purdue (Sep 07, 2019)
TD Passes	2 Riley Neal at Purdue (Sep 07, 2019)
Long Pass	75 Riley Neal at Purdue (Sep 07, 2019)
Receptions	8 Kalija Lipscomb at Purdue (Sep 07, 2019)
Yards Receiving	133 Kalija Lipscomb vs Northern Illinois (Sep 28, 2019)
TD Receptions	1 Chris Pierce at Purdue (Sep 07, 2019)
	Cam Johnson at Purdue (Sep 07, 2019)
	Chris Pierce at Purdue (Sep 07, 2019)
	Kalija Lipscomb vs LSU (Sep 21, 2019)
	Kalija Lipscomb vs Northern Illinois (Sep 28, 2019)
	Ke'Shawn Vaughn vs Missouri (Oct 19, 2019)
	Cam Johnson vs Missouri (Oct 19, 2019)
	Cam Johnson at South Carolina (Nov 02, 2019)
Long Reception	75 Chris Pierce at Purdue (Sep 07, 2019)
Field Goals	2 Ryley Guay vs Georgia (Aug 31, 2019)
	Ryley Guay at Ole Miss (Oct 05, 2019)
Long Field Goal	48 Ryley Guay at Purdue (Sep 07, 2019)
	Ryley Guay vs UNLV (Oct 12, 2019)
Punts	Harrison Smith at Ole Miss (Oct 05, 2019)
Punting Avg	47.1 Harrison Smith vs Georgia (Aug 31, 2019)
Long Punt	66 Harrison Smith vs LSU (Sep 21, 2019)
Punts inside 20	4 Harrison Smith vs Northern Illinois (Sep 28, 2019)
	Harrison Smith at Ole Miss (Oct 05, 2019)
Long Punt Return	31 J SheltonMosley vs Missouri (Oct 19, 2019)
Long Kickoff Return	40 J SheltonMosley vs UNLV (Oct 12, 2019)
Tackles	16 Tae Daley at South Carolina (Nov 02, 2019)
Sacks	2.0 E. McAllister vs Northern Illinois (Sep 28, 2019)
	Andre Mintze at Ole Miss (Oct 05, 2019)
Tackles For Loss	2.0 Dayo Odeyingbo at Purdue (Sep 07, 2019)
	Michael Owusu at Purdue (Sep 07, 2019)
	Dimitri Moore vs Northern Illinois (Sep 28, 2019)
	E. McAllister vs Northern Illinois (Sep 28, 2019)
	Andre Mintze at Ole Miss (Oct 05, 2019)
	Andre Mintze vs Missouri (Oct 19, 2019)
Interceptions	2 Tae Daley at Florida (Nov 9, 2019)
<b>Team</b>	
Rushes	42 vs Missouri (Oct 19, 2019)
Yards Rushing	184 vs Northern Illinois (Sep 28, 2019)
Yards Per Rush	7.5 vs UNLV (Oct 12, 2019)
TD Rushes	2 vs LSU (Sep 21, 2019)
	vs Northern Illinois (Sep 28, 2019)
Pass attempts	48 at Purdue (Sep 07, 2019)
Pass completions	31 at Purdue (Sep 07, 2019)
Yards Passing	420 at Purdue (Sep 07, 2019)
Yards Per Pass	8.8 at Purdue (Sep 07, 2019)
TD Passes	2 at Purdue (Sep 07, 2019)
	vs Missouri (Oct 19, 2019)
Total Plays	75 at Purdue (Sep 07, 2019)
Total Offense	491 at Purdue (Sep 07, 2019)
Yards Per Play	6.9 vs Northern Illinois (Sep 28, 2019)
Points	38 vs LSU (Sep 21, 2019)
Sacks By	3 vs Northern Illinois (Sep 28, 2019)
	at Ole Miss (Oct 05, 2019)
	vs Missouri (Oct 19, 2019)
	at Purdue (Sep 07, 2019)
First Downs	23 at Purdue (Sep 07, 2019)
Penalties	13 at Purdue (Sep 07, 2019)
Penalty Yards	100 at Purdue (Sep 07, 2019)
Turnovers	3 at Florida (Nov 9, 2019)
Interceptions By	2 at Florida (Nov 9, 2019)
Punts	11 at Ole Miss (Oct 05, 2019)
Punting Avg	47.1 vs Georgia (Aug 31, 2019)
Long Punt	66 vs LSU (Sep 21, 2019)
Punts inside 20	4 vs Northern Illinois (Sep 28, 2019)
	at Ole Miss (Oct 05, 2019)
Long Punt Return	31 vs Missouri (Oct 19, 2019)
<b>Longest Plays</b>	
Rush	61 Keyon Brooks, vs. Northern Illinois (Sep 28, 2019)
Pass	75 Riley Neal to Chris Pierce, at Purdue (Sep 7, 2019)
Field Goal	48 Ryley Guay, at Purdue (Sep 7, 2019)
	Ryley Guay, vs. UNLV (Oct 12, 2019)
Punt	66 Harrison Smith, vs. LSU (Sep 21, 2019)
Punt Return	31 Justice Shelton-Mosley, vs. Missouri (Oct 19, 2019)
Kickoff Return	40 Justice Shelton-Mosley, vs. UNLV (Oct 12, 2019)
Interception Return	47 Randall Haynie, vs. LSU (Sep 21, 2019)

Opponent	
<b>Individual</b>	
Rushes	24 C. Williams, vs UNLV (Oct 12, 2019)
Yards Rushing	165 J.R. Plumlee, at Ole Miss (Oct 05, 2019)
TD Rushes	3 Emory Jones, at Florida (Nov 9, 2019)
Long Rush	84 Snoop Conner, at Ole Miss (Oct 05, 2019)
Pass attempts	52 Elijah Sindelar, at Purdue (Sep 07, 2019)
Pass completions	34 Elijah Sindelar, at Purdue (Sep 07, 2019)
Yards Passing	509 Elijah Sindelar, at Purdue (Sep 07, 2019)
TD Passes	6 Joe Burrow, vs LSU (Sep 21, 2019)
Long Pass	70 Elijah Sindelar, at Purdue (Sep 07, 2019)
Receptions	14 Bryan Edwards, at South Carolina (Nov 02, 2019)
Yards Receiving	229 Ja'Marr Chase, vs LSU (Sep 21, 2019)
TD Receptions	4 Ja'Marr Chase, vs LSU (Sep 21, 2019)
Long Reception	70 Rondale Moore, at Purdue (Sep 07, 2019)
Field Goals	3 R. Blankenship, vs Georgia (Aug 31, 2019)
Long Field Goal	50 R. Blankenship, vs Georgia (Aug 31, 2019)
Punts	7 Matt Ference, vs Northern Illinois (Sep 28, 2019)
	Tucker McCann, vs Missouri (Oct 19, 2019)
Punting Avg	54.0 Jake Camarda, vs Georgia (Aug 31, 2019)
Long Punt	65 Jake Camarda, vs Georgia (Aug 31, 2019)
	Mac Brown, at Ole Miss (Oct 05, 2019)
Punts inside 20	3 McCann, Tucker, vs Missouri (Oct 19, 2019)
Long Punt Return	35 Bryan Edwards, at South Carolina (Nov 02, 2019)
Long Kickoff Return	46 M. Baskerville, vs LSU (Sep 21, 2019)
Tackles	15 Lakia Henry, at Ole Miss (Oct 05, 2019)
	Nick Bolton, vs Missouri (Oct 19, 2019)
Sacks	3.0 Mohamoud Diabate, at Florida (Nov 9, 2019)
Tackles For Loss	3.0 Jacob Phillips, vs LSU (Sep 21, 2019)
	Nick Bolton, vs Missouri (Oct 19, 2019)
Interceptions	2 Donovan Stiner, at Florida (Nov 9, 2019)
<b>Team</b>	
Rushes	53 vs UNLV (Oct 12, 2019)
Yards Rushing	413 at Ole Miss (Oct 05, 2019)
Yards Per Rush	9.4 at Ole Miss (Oct 05, 2019)
TD Rushes	4 at Ole Miss (Oct 05, 2019)
	at Florida (Nov 9, 2019)
Pass attempts	52 at Purdue (Sep 07, 2019)
Pass completions	34 at Purdue (Sep 07, 2019)
Yards Passing	509 at Purdue (Sep 07, 2019)
Yards Per Pass	11.0 vs LSU (Sep 21, 2019)
TD Passes	6 vs LSU (Sep 21, 2019)
Total Plays	80 at South Carolina (Nov 02, 2019)
Total Offense	599 vs LSU (Sep 21, 2019)
Yards Per Play	8.3 at Ole Miss (Oct 05, 2019)
Points	66 vs LSU (Sep 21, 2019)
Sacks By	6 at Florida (Nov 9, 2019)
First Downs	33 at Florida (Nov 9, 2019)
Penalties	12 vs Missouri (Oct 19, 2019)
Penalty Yards	120 vs Missouri (Oct 19, 2019)
Turnovers	2 vs LSU (Sep 21, 2019)
	at Florida (Nov 9, 2019)
Interceptions By	2 vs LSU (Sep 21, 2019)
	at South Carolina (Nov 02, 2019)
	at Florida (Nov 9, 2019)
Punts	8 vs Northern Illinois (Sep 28, 2019)
Punting Avg	54.0 vs Georgia (Aug 31, 2019)
Long Punt	65 vs Georgia (Aug 31, 2019)
	at Ole Miss (Oct 05, 2019)
Punts inside 20	3 vs Northern Illinois (Sep 28, 2019)
	vs Missouri (Oct 19, 2019)
Long Punt Return	35 at South Carolina (Nov 02, 2019)
<b>Longest Plays</b>	
Rush	84 Snoop Conner, Ole Miss (Oct 5, 2019)
Pass	70 Elijah Sindelar to Rondale Moore, Purdue (Sep 7, 2019)
Field Goal	50 Rodrigo Blankenship, Georgia (Aug 31, 2019)
Punt	65 Jake Camarda, Georgia (Aug 31, 2019)
	Mac Brown, Ole Miss (Oct 5, 2019)
Punt Return	35 Bryan Edwards, South Carolina (Nov. 2, 2019)
Kickoff Return	46 M. Baskerville, LSU (Sep 21, 2019)
Interception Return	44 Javin White, UNLV (Oct 12, 2019)

## 2019 Game Recaps

### Vanderbilt vs. Georgia Aug. 31 • Nashville, Tennessee

Score by Quarters	1	2	3	4	Final
Georgia (1-0)	14	7	3	6	30
Vanderbilt (0-1)	0	6	0	0	6

Qtr	Time	Team - Scoring Play	Plays	Yards	TOP
1st	11:01	UGA - D. Robertson 3 yd pass from Jake Fromm	8-75		3:59
	0:56	UGA - James Cook 18 yd run	10-89		5:34
2nd	8:01	UGA - Brian Herrien 1 yd run	7-80		4:03
	2:25	VANDY - Ryley Guay 26 yd field goal	12-73		5:36
	0:04	VANDY - Ryley Guay 46 yd field goal	7-52		1:02
3rd	7:48	UGA - R. Blankenship 50 yd field goal	8-56		5:23
4th	7:20	UGA - R. Blankenship 37 yd field goal	5-20		2:21
	2:13	UGA - R. Blankenship 31 yd field goal	8-31		3:23

	Georgia	Vanderbilt
FIRST DOWNS	25	17
RUSHES-YARDS (NET)	40-325	30-116
PASSING YDS (NET)	156	109
Passes Att-Comp-Int	23-15-0	32-16-0
TOTAL OFFENSE PLAYS-YARDS	63-481	62-225
Fumble Returns-Yards	0-0	1-12
Punt Returns-Yards	4-61	0-0
Kickoff Returns-Yards	2-41	2-35
Interception Returns-Yards	0-0	0-0
Punts (Number-Avg)	2-54.0	7-47.1
Fumbles-Lost	2-1	1-1
Penalties-Yards	10-117	10-63
Possession Time	34:01	25:59
Third-Down Conversions	1 of 7	3 of 14
Fourth-Down Conversions	0 of 1	1 of 2
Red-Zone Scores-Chances	5-6	1-2
Sacks By: Number-Yards	2-22	0-0

**RUSHING:** Georgia-D'Andre Swift 16-149; Brian Herrien 12-65; Zamir White 5-51; D. Robertson 2-29; James Cook 2-22; Tyler Simmons 2-10; TEAM 1-minus 1.  
Vanderbilt-Ke'Shawn Vaughn 15-74; J SheltonMosley 1-23; Mitchell Pryor 2-11; J. Wakefield 1-7; Dashaun Jerkins 1-3; Riley Neal 10-minus 2.

**PASSING:** Georgia-Jake Fromm 15-23-0-156. Vanderbilt-Riley Neal 14-25-0-85; Deuce Wallace 2-6-0-24; Cam Johnson 0-1-0-0.

**RECEIVING:** Georgia-D. Robertson 3-23; Lawrence Cager 2-41; Kearis Jackson 2-31; Matt Landers 2-26; James Cook 2-13; Charlie Woerner 2-7; Eli Wolf 1-11; Brian Herrien 1-4. Vanderbilt-Ke'Shawn Vaughn 3-24; Kalija Lipscomb 3-8; Cam Johnson 2-14; C.J. Bolar 2-13; Jared Pinkney 2-11; Chris Pierce 1-16; J. Wakefield 1-10; James Bostic 1-8; J SheltonMosley 1-5.

**TACKLES (UA-A):** Georgia-Monty Rice 4-3; Mark Webb 4-3; Azeez Ojulari 2-4; Quay Walker 3-1; R. LeCounte 2-2; Eric Stokes 3-0; Tae Crowder 2-1; J.R. Reed 1-2; Devonte Wyatt 1-2; Travon Walker 1-1; Divaad Wilson 1-1; Jordan Davis 1-1; Tyler Clark 0-2; David Marshall 0-2; C. Smith 1-0; Nate McBride 1-0; Charlie Woerner 1-0; DJ Daniel 1-0; T. Stevenson 1-0; Michael Barnett 1-0; Nolan Smith 1-0; TEAM 1-0; Tyson Campbell 0-1; Justin Young 0-1; C. Tindall 0-1. Vanderbilt-Dashaun Jerkins 10-4; Feleti Afemui 2-6; Tae Daley 3-4; Kenny Hebert 3-2; Dontye Williams 3-2; B.DeVault-Smith 2-3; Brendon Harris 2-3; Cam Watkins 3-1; Dayo Odeyingbo 1-3; Jaylen Mahoney 1-2; Allan George 2-0; Dimitri Moore 1-1; Max Worship 1-1; Daevion Davis 0-2; Elijah Hamilton 1-0; Andre Mintze 1-0; Randall Haynie 0-1; E. McAllister 0-1; Drew Birchmeier 0-1; L. Paulino-Bell 0-1; Michael Owusu 0-1; Salua Masina 0-1.

### Vanderbilt Drops Opener

**NASHVILLE, Tenn.** - Vanderbilt could not slow down Georgia's ground game in the Commodores' season opener, as the third-ranked Bulldogs opened the season with a 30-6 win.

Vanderbilt debuted a new starting quarterback in Riley Neal along with new offensive coordinator Gerry Gdowski. The Commodores also had Ke'Shawn Vaughn, the SEC's top returning rusher who ran for 1,244 yards last season, and the league's top returning receiver in Kalija Lipscomb.

But the Commodores were without three starters, including two on the offensive line with both left tackle Devin Cochran and left guard Saige Young out with injuries. That left Neal with little time to throw against a Georgia defense that returned seven starters on a unit that was 15th nationally giving up just 19.2 points a game last season.

Neal finished 15 of 25 for 85 yards before being replaced by Deuce Wallace for the final possession. Vaughn was held to 74 yards on 15 carries.

Vanderbilt managed a pair of field goals by Ryley Guay of 26 and 46 yards.

D'Andre Swift ran 16 times for 149 yards, and Brian Herrien added 65 and a touchdown run as the Bulldogs rolled up 326 yards rushing. Georgia finished with a 481-225 edge in total offense, and the Bulldogs also had two sacks and recovered a fumble.

# 2019 Game Recaps

## Vanderbilt at Purdue Sept. 7 • West Lafayette, Ind.

Score by Quarters	1	2	3	4	Final
Vanderbilt (0-2)	7	3	0	14	24
Purdue (1-1)	7	7	14	14	42

Qtr	Time	Team - Scoring Play	Plays-Yards	TOP
1st	6:32	VANDY - Ke'Shawn Vaughn 1 yd run	6-68	3:24
	3:57	PUR - Brycen Hopkins 12 yd pass from Elijah Sindelar	7-71	2:35
2nd	4:56	PUR - Payne Durham 2 yd pass from Elijah Sindelar	4-50	1:55
	0:53	VANDY - Ryley Guay 48 yd field goal	9-45	4:03
3rd	13:13	PUR - Jared Sparks 50 yd pass from Elijah Sindelar	6-77	1:47
	5:06	PUR - Brycen Hopkins 20 yd pass from Elijah Sindelar	6-85	1:55
4th	12:27	VANDY - Cam Johnson 10 yd pass from Riley Neal	5-44	1:38
	9:27	PUR - Rondale Moore 34 yd pass from Elijah Sindelar	7-75	3:00
	9:16	VANDY - Chris Pierce 75 yd pass from Riley Neal	1-75	0:11
	6:05	PUR - Elijah Sindelar 1 yd run	7-95	3:11

	Vanderbilt	Purdue
FIRST DOWNS	23	27
RUSHES-YARDS (NET)	27-71	18-31
PASSING YDS (NET)	420	509
Passes Att-Comp-Int	48-31-1	52-34-1
TOTAL OFFENSE PLAYS-YARDS	75-491	70-540
Fumble Returns-Yards	0-0	0-0
Punt Returns-Yards	0-0	2-8
Kickoff Returns-Yards	1-20	3-51
Interception Returns-Yards	1-0	1-18
Punts (Number-Avg)	6-39.2	5-29.0
Fumbles-Lost	1-0	0-0
Penalties-Yards	13-100	8-63
Possession Time	31:23	28:37
Third-Down Conversions	6 of 15	5 of 11
Fourth-Down Conversions	0 of 1	0 of 0
Red-Zone Scores-Chances	2-4	4-5
Sacks By: Number-Yards	0-0	3-13

RUSHING: Vanderbilt-Ke'Shawn Vaughn 17-56; Kalija Lipscomb 1-16; Keyon Brooks 3-7; Deuce Wallace 1-1; Riley Neal 5-minus 9. Purdue-Zander Horvath 8-15; Elijah Sindelar 4-10; King Doerue 5-9; TEAM 1-minus 3.

PASSING: Vanderbilt-Riley Neal 24-35-1-378; Deuce Wallace 7-13-0-42. Purdue-Elijah Sindelar 34-52-1-509.

RECEIVING: Vanderbilt-Kalija Lipscomb 8-98; J SheltonMosley 4-32; Ke'Shawn Vaughn 4-22; Chris Pierce 3-133; Jared Pinkney 3-61; Cam Johnson 3-31; C.J. Bolar 2-16; James Bostic 2-13; Keyon Brooks 1-10; Jackson Winrow 1-4. Purdue-Rondale Moore 13-220; David Bell 4-82; Amad Anderson 4-44; Brycen Hopkins 3-41; Zander Horvath 3-13; Jared Sparks 2-65; Payne Durham 2-28; Jackson Anthrop 2-9; Milton Wright 1-7.

INTERCEPTIONS: Vanderbilt-Tae Daley 1-0. Purdue-Dedrick Mackey 1-18.

FUMBLES: Vanderbilt-Kalija Lipscomb 1-0. Purdue-None.

SACKS (UA-A): Vanderbilt-None. Purdue-Anthony Watts 1-0; Markus Bailey 1-0; Derrick Barnes 1-0.

TACKLES (UA-A): Vanderbilt-Dashaun Jerkins 4-3; Caleb Peart 4-2; Kenny Hebert 4-1; Allan George 4-0; Randall Haynie 2-2; Dimitri Moore 3-0; Tae Daley 2-1; Dayo Odeyingbo 2-1; Michael Owusu 2-1; Dontye Williams 2-1; L. Paulino-Bell 2-0; Drew Birchmeier 1-1; Salua Masina 1-1; Brendon Harris 1-1; Max Worship 1-1; Daevion Davis 1-0; J SheltonMosley 1-0; Chris Pierce 1-0; Andre Mintze 1-0; Elijah Hamilton 0-1; Cameron Tidd 0-1. Purdue-Ben Holt 6-5; Dedrick Mackey 7-2; Kenneth Major 6-0; Anthony Watts 4-1; Cornel Jones 3-1; Karlaftis 3-1; Markus Bailey 3-1; Derrick Barnes 3-1; Kai Higgins 2-1; Simeon Smiley 1-1; Navon Mosley 1-1; Jalen Graham 1-1; Cam Allen 1-0; L. Johnson 1-0; Jackson Anthrop 1-0; Marvin Grant 1-0; Zander Horvath 1-0; B. Thineneman 0-1; Jack Sullivan 0-1.

## Commodores Drop Big Ten Battle

**WEST LAFAYETTE, Ind.** - Vanderbilt's late fourth-quarter touchdowns weren't enough in a loss to Purdue, 42-24, at Ross-Ade Stadium.

Vanderbilt quarterback Riley Neal set up the game's opening score in the first quarter with a 49-yard pass to Kalija Lipscomb, putting the ball on the Purdue 4. Ke'Shawn Vaughn scored on a 1-yard touchdown.

The Commodores were outscored, 28-14, in the second half. The Boilermakers scored quickly after taking the second-half kickoff to take a 21-10 edge.

Sindelar's 20-yard touchdown pass to Brycen Hopkins, from Nashville, pushed the lead to 28-10. The play was set up after a 15-yard penalty for helmet targeting by Vanderbilt cornerback Randall Haynie, who was disqualified.

Vanderbilt closed the deficit to 28-16 on Neal's 10-yard touchdown pass to Cam Johnson early in the fourth quarter.

Moore's 34-yard touchdown grab gave Purdue a 35-16 lead.

Vandy's final score came on Neal's 75-yard touchdown pass to Chris Pierce and a two-point conversion, closing the deficit to 35-24.

Vanderbilt's Ryley Guay stayed perfect to start 2019 with a 48-yard field goal with 53 seconds left in the first half.

Neal threw for 378 yards for two touchdowns as the Commodores had an improved offensive effort from its opening 30-6 loss to Georgia.

Purdue had just seven yards on nine carries until the final play of third quarter.

## 2019 Game Recaps

### Vanderbilt vs. LSU Sept. 21 • Nashville, Tennessee

Score by Quarters	1	2	3	4	Final
LSU (4-0, 1-0)	28	10	21	7	66
Vanderbilt (0-3, 0-2)	7	10	14	7	38

Qtr	Time	Team - Scoring Play	Plays-Yards	TOP
1st	11:04	VANDY - Ke'Shawn Vaughn 5 yd run	8-75	3:56
	9:51	LSU - Just. Jefferson 4 yd pass from Joe Burrow	5-75	1:13
	8:38	LSU - Ja'Marr Chase 64 yd pass from Joe Burrow	1-64	0:11
	4:58	LSU - C. Ed.-Helaire 9 yd run	5-67	1:56
2nd	0:51	LSU - Ja'Marr Chase 25 yd pass from Joe Burrow	4-70	1:15
	12:14	VANDY - Ryley Guay 41 yd field goal	11-52	3:37
	5:55	LSU - Cade York 25 yd field goal	6-50	1:41
	1:56	LSU - Ja'Marr Chase 51 yd pass from Joe Burrow	9-90	2:11
3rd	0:49	VANDY - E. McAllister 0 yd fumble recovery	--	--
	14:48	LSU - Racey McMath 6 yd pass from Joe Burrow	1-1	0:04
	13:25	VANDY - Ke'Shawn Vaughn 52 yd run (Ryley Guay kick)	3-75	1:23
	9:29	LSU - Ja'Marr Chase 16 yd pass from Joe Burrow	11-75	3:56
4th	7:22	LSU - M. Baskerville 0 yd blocked punt return	--	--
	1:06	VANDY - Kalija Lipscomb 18 yd pass from Riley Neal	7-61	3:39
	9:37	LSU - John Emery 6 yd run	5-36	2:06
	1:51	VANDY - Randall Haynie 47 yd interception return	--	--

	LSU	Vanderbilt
FIRST DOWNS	26	17
RUSHES-YARDS (NET)	36-181	34-145
PASSING YDS (NET)	418	229
Passes Att-Comp-Int	38-26-1	39-19-2
TOTAL OFFENSE PLAYS-YARDS	74-599	73-374
Fumble Returns-Yards	0-0	0-0
Punt Returns-Yards	4-25	1-11
Kickoff Returns-Yards	2-68	0-0
Interception Returns-Yards	2-0	1-47
Punts (Number-Avg)	5-42.2	8-41.1
Fumbles-Lost	1-1	0-0
Penalties-Yards	6-54	3-27
Possession Time	27:27	32:33
Third-Down Conversions	7 of 15	6 of 17
Fourth-Down Conversions	1 of 1	1 of 2
Red-Zone Scores-Chances	6-6	3-3
Sacks By: Number-Yards	3-23	2-20

**RUSHING:** LSU-C. Ed.-Helaire 14-106; John Emery 9-51; Ty Davis-Price 4-19; Myles Brennan 2-14; Chris Curry 3-7; Derek Stingley 1-3; La. Fournette 1-1; Joe Burrow 2-minus 20. Vanderbilt-Ke'Shawn Vaughn 20-130; Ja'Veon Marlow 3-19; Keyon Brooks 5-0; Riley Neal 6-minus 4.

**PASSING:** LSU-Joe Burrow 25-34-0-398; Myles Brennan 1-4-1-20. Vanderbilt-Riley Neal 15-31-1-206; Deuce Wallace 4-8-1-23.

**RECEIVING:** LSU-Ja'Marr Chase 10-229; Racey McMath 5-48; T. Marshall 4-75; Steph. Sullivan 3-48; Just. Jefferson 2-18; C. Ed.-Helaire 1-1; Ty Davis-Price 1-minus 1. Vanderbilt-Kalija Lipscomb 5-68; Jared Pinkney 4-47; Cam Johnson 2-54; Ke'Shawn Vaughn 2-21; J SheltonMosley 2-11; Ben Bresnahan 2-9; James Bostic 1-12; C.J. Bolar 1-7.

**INTERCEPTIONS:** LSU-JaCoby Stevens 1-0; Derek Stingley 1-0. Vanderbilt-Randall Haynie 1-47.

**FUMBLES:** LSU-C. Ed.-Helaire 1-1. Vanderbilt-None.

**SACKS (UA-A):** LSU-Damone Clark 1-1; Breiden Fehoko 0-1; Justin Thomas 1-0. Vanderbilt-Jaylen Mahoney 1-0; Kenny Hebert 1-0.

**TACKLES (UA-A):** LSU-Jacob Phillips 6-4; Grant Delpit 4-2; Derek Stingley 5-0; Kristian Fulton 4-1; JaCoby Stevens 1-4; Neil Farrell 2-2; Damone Clark 2-2; Tyler Shelvin 2-2; Breiden Fehoko 2-2; Kary Vincent 1-1; Andre Anthony 1-1; Justin Thomas 1-1; Cordale Flott 1-1; Patrick Queen 0-2; Joseph Evans 0-2; M. Baskerville 1-0; Cameron Lewis 1-0; La. Fournette 1-0; M. Divinity 0-1. Vanderbilt-Dimitri Moore 4-5; Brendon Harris 5-3; BJ Anderson 4-3; Allan George 2-4; Dontye Williams 3-1; Max Worship 3-1; Dashaun Jerkins 1-3; Kenny Hebert 1-2; Andre Mintze 1-2; Tae Daley 0-3; Caleb Peart 0-3; Randall Haynie 2-0; Dayo Odeyingbo 2-0; Cam Watkins 2-0; B.Devault-Smith 1-1; E. McAllister 1-1; Feleti Afemui 1-1; L. Paulino-Bell 0-2; Justin Harris 1-0; R. Reitmaier 1-0; Jaylen Mahoney 1-0; Michael Owusu 0-1; Frank Coppet 0-1; Cameron Tidd 0-1; Ryley Guay 0-1; Brandon Maddox 0-1.

### Commodores Stumble Against LSU

**NASHVILLE, Tenn.** - Vanderbilt's Ke'Shawn Vaughn ran for 130 yards and two touchdowns but Vanderbilt could not slow No. 4 LSU, falling 66-38, in its second Southeastern Conference game at Vanderbilt Stadium.

Vanderbilt (0-3, 0-2) scored on its opening drive for the first time this season, but couldn't stop the high-powered offense of LSU (4-0, 1-0).

Vaughn moved into a tie for eighth place in Commodore history with 15 rushing touchdowns. He is tied with Khari Blasingame (2016-18) and Jeff Jennings (2004-08). Vaughn also eclipsed the 100-yard mark for the first time this season and sixth at Vanderbilt.

The Commodores scored their most points this season while adding at least one touchdown in every quarter. Kalija Lipscomb hauled in his 20th career touchdown reception, moving into a tie for third with Earl Bennett (2005-07) and Chuck Scott (1981-84) in Commodore history.

Lipscomb also surpassed 2,000 yards receiving for his Vanderbilt career after hauling in five catches for 68 yards.

Vanderbilt's defense forced two turnovers, both which resulted in points. The Commodores recovered a fumble at the end of the second quarter in the end zone for a touchdown and returned an interception for six points in the second half.

Vanderbilt kicker Ryley Guay stayed perfect on the season after converting a 41-yard field goal in the first half for his fourth field goal this season.

The Tigers came in second in the SEC defending the run, giving up just 80.3 yards a game. They gave up a 41-yarder to Vaughn on Vandy's first offensive play, and he broke loose for a 52-yard touchdown run in the third quarter — the longest run this season for the SEC's top returning rusher. Vaughn finished with 20 carries for 130 yards.

The Commodores came in as the only FBS team without a sack this season. Jaylen Mahoney sacked Joe Burrow early in the second quarter. Kenny Hebert also got a sack, and Elijah McAllister recovered an Edwards-Helaire fumble for a touchdown in the final minute of the first half.

## 2019 Game Recaps

### Vanderbilt vs. Northern Illinois Sept. 28 • Nashville, Tennessee

Score by Quarters	1	2	3	4	Final
Northern Illinois (1-3)	0	0	10	8	18
Vanderbilt (1-3)	14	0	7	3	24

Qtr	Time	Team - Scoring Play	Plays-Yards	TOP
1st	13:25	VANDY - Keyon Brooks 61 yd run	4-80	1:35
	8:57	VANDY - Ke'Shawn Vaughn 1 yd run	5-31	2:49
3rd	12:51	NIU - RICHARDSON, Joh 39 yd field goal	5-52	2:02
	7:01	NIU - BRINKMAN, Mitch 38 yd pass from BOWERS, Ross	8-83	3:34
	5:12	VANDY - Kalija Lipscomb 38 yd pass from Riley Neal	4-75	1:49
4th	13:46	VANDY - Javan Rice 28 yd field goal	10-44	5:06
	11:44	NIU - JONES, Marcus 1 yd run	6-75	2:02

	Northern Illinois	Vanderbilt
FIRST DOWNS	20	16
RUSHES-YARDS (NET)	31-108	26-184
PASSING YDS (NET)	280	189
Passes Att-Comp-Int	32-17-0	28-21-0
TOTAL OFFENSE PLAYS-YARDS	63-388	54-373
Fumble Returns-Yards	0-0	0-0
Punt Returns-Yards	2--6	2-24
Kickoff Returns-Yards	1-22	2-20
Interception Returns-Yards	0-0	0-0
Punts (Number-Avg)	8-38.1	6-46.7
Fumbles-Lost	1-0	1-0
Penalties-Yards	9-74	9-97
Possession Time	31:25	28:35
Third-Down Conversions	4 of 13	3 of 11
Fourth-Down Conversions	0 of 0	0 of 0
Red-Zone Scores-Chances	1-1	2-2
Sacks By: Number-Yards	2-16	3-23

**RUSHING:** Northern Illinois-NETTLES, Jordan 10-64; HARBISON, Tre 13-62; RICHIE, Tyrice 2-18; JONES, Marcus 2-minus 4; BOWERS, Ross 4-minus 32.  
Vanderbilt-Ke'Shawn Vaughn 17-138; Keyon Brooks 2-61; J SheltonMosley 1-4; TEAM 3-minus 5; Riley Neal 3-minus 14.

**PASSING:** Northern Illinois-BOWERS, Ross 17-32-0-280. Vanderbilt-Riley Neal 21-28-0-189.

**RECEIVING:** Northern Illinois-TEARS, Spencer 3-100; CRAWFORD, Danie 3-36; JONES, Marcus 3-34; BRINKMAN, Mitch 2-45; TUCKER, Cole 2-43; RICHIE, Tyrice 1-18; GAY, Rayshawn 1-10; HARBISON, Tre 1-1; NETTLES, Jordan 1-minus 7. Vanderbilt-Kalija Lipscomb 7-94; Cam Johnson 6-64; Ke'Shawn Vaughn 3-8; J SheltonMosley 2-11; C.J. Bolar 1-6; Keyon Brooks 1-5; Jared Pinkney 1-1.

**INTERCEPTIONS:** Northern Illinois-None. Vanderbilt-None.

**FUMBLES:** Northern Illinois-BOWERS, Ross 1-0. Vanderbilt-Ke'Shawn Vaughn 1-0.

**SACKS (UA-A):** Northern Illinois-MATTOX, Cam 1-0; KELLY, Marcus 1-0. Vanderbilt-E. McAllister 2-0; Brandon Maddox 1-0.

**TACKLES (UA-A):** Northern Illinois-WILLIAMS, Mykel 3-5; MCKIE, Jalen 5-2; JONES-DAVIS, A 4-2; WALKER, Antwain 3-3; LABUS, Vinny 4-1; FOSTER, Traysho 1-4; HEFLIN, Jack 1-3; COLE, Jordan 1-2; KELLY, Marcus 2-0; MATTOX, Cam 1-1; HANEY, Devin 1-0; FERENGE, Matt 1-0; KENNEDY, Michae 1-0; STARKS, Jeron 1-0; HARMAN, Nathan 0-1; KRAMER, Weston 0-1; LORBECK, Matt 0-1. Vanderbilt-Brendon Harris 5-2; Dimitri Moore 4-3; Randall Haynie 4-1; Caleb Peart 1-4; BJ Anderson 4-0; Kenny Hebert 3-0; Cameron Tidd 2-1; Dashaun Jerkins 2-1; J SheltonMosley 2-0; E. McAllister 2-0; B.DeVault-Smith 2-0; Daevion Davis 1-1; Cam Watkins 1-1; Drew Birchmeier 1-1; Frank Coppet 1-0; Elijah Hamilton 1-0; Brandon Maddox 1-0; Andre Mintze 1-0; Dayo Odeyingbo 0-1; Allan George 0-1; L. Paulino-Bell 0-1.

### Dores Handle Northern Illinois

**NASHVILLE, Tenn.** - Ke'Shawn Vaughn rushed for 138 yards and one touchdown, Riley Neal threw for 189 yards and a touchdown and Vanderbilt defeated Northern Illinois, 24-18.

The victory was the first of the season for the Commodores (1-3), who dropped their first three games to Power Five teams, two of which came against top-five ranked opponents in No. 3 Georgia and No. 4 LSU.

Vanderbilt's Keyon Brooks and Vaughn scored rushing touchdowns on the first two Vanderbilt drives of the game.

On Vanderbilt's opening drive, Brooks broke loose for a 61-yard touchdown run, the freshman's first of the season. He had only one more carry of the game. Entering the game, Brooks had just eight carries for a total of seven yards in two games this season.

The Huskies pulled to within four in the third quarter after posting points on their first two drives of the second half. John Richardson kicked a 39-yard field goal to get Northern Illinois on the scoreboard, and then Mitchell Brinkman had a 38-yard touchdown reception. But Vanderbilt answered right back 1:49 later when Neal found Kalija Lipscomb with a 38-yard touchdown pass.

Vanderbilt improved its record to 8-2 against Mid-American Conference opponents, including 4-0 against Northern Illinois.

Early in the fourth, the Huskies cut the deficit to six following a one-yard touchdown run by Marcus Jones and a two-point conversion reception by Brinkman, but the Commodore defense denied the Huskies on their final drive, and the Vanderbilt offense was able to run out the remaining three minutes to seal the victory.

The Commodores allowed the Huskies to convert just four of 13 third down opportunities in the game.

# 2019 Game Recaps

## Vanderbilt at Ole Miss Oct. 5 • Oxford, Mississippi

Score by Quarters	1	2	3	4	Final
Vanderbilt (1-4, 0-3)	0	6	0	0	6
Ole Miss (3-3, 2-1)	10	0	14	7	31

Qtr	Time	Team - Scoring Play	Plays-Yards	TOP
1st	12:32	OM - Luke Logan 41 yd field goal	6-51	2:28
	09:15	OM - J.R. Plumlee 33 yd run	3-44	1:03
2nd	11:04	VANDY - Ryley Guay 22 yd field goal	7-66	3:52
	00:00	VANDY - Ryley Guay 43 yd field goal	5-37	0:52
3rd	12:17	OM - Jerrion Ealy 78 yd run	2-81	0:35
	09:03	OM - Snoop Conner 84 yd run	3-92	1:07
4th	04:29	OM - S. Phillips 24 yd run	8-69	4:56

	Vanderbilt	Ole Miss
FIRST DOWNS	17	15
RUSHES-YARDS (NET)	27-62	44-413
PASSING YDS (NET)	202	99
Passes Att-Comp-Int	46-25-0	18-10-0
TOTAL OFFENSE PLAYS-YARDS	73-264	62-512
Fumble Returns-Yards	0-0	0-0
Punt Returns-Yards	2-9	2-6
Kickoff Returns-Yards	2-19	0-0
Interception Returns-Yards	0-0	0-0
Punts (Number-Avg)	11-45.5	6-44.8
Fumbles-Lost	0-0	0-0
Penalties-Yards	3-23	5-54
Possession Time	33:02	26:58
Third-Down Conversions	2 of 17	4 of 14
Fourth-Down Conversions	2 of 3	1 of 3
Red-Zone Scores-Chances	1-1	1-1
Sacks By: Number-Yards	3-16	3-26

RUSHING: Vanderbilt-Ke'Shawn Vaughn 18-69; Riley Neal 4-6; Keyon Brooks 3-1; Deuce Wallace 2-minus 14. Ole Miss-J.R. Plumlee 22-165; Jerrion Ealy 4-97; Snoop Conner 5-91; S. Phillips 11-62; Elijah Moore 1-0; TEAM 1-minus 2.

PASSING: Vanderbilt-Riley Neal 18-30-0-140; Deuce Wallace 7-16-0-62. Ole Miss-J.R. Plumlee 10-18-0-99.

RECEIVING: Vanderbilt-Kalija Lipscomb 7-69; Ke'Shawn Vaughn 4-15; Chris Pierce 3-20; Cam Johnson 3-13; Ben Bresnahan 2-38; C.J. Bolar 2-21; Keyon Brooks 2-10; J SheltonMosley 1-9; Jared Pinkney 1-7. Ole Miss-Elijah Moore 4-40; Jonathan Mingo 2-15; Jadon Jackson 1-28; O. Cooley 1-7; Jason Pellerin 1-5; D. Gregory 1-4.

INTERCEPTIONS: Vanderbilt-None. Ole Miss-None.

FUMBLES: Vanderbilt-None. Ole Miss-None.

SACKS (UA-A): Vanderbilt-Andre Mintze 2-0; Allan George 1-0. Ole Miss-Benito Jones 1-0; Lakinia Henry 1-0; B. Williams 0-1; A. Robinson 0-1.

TACKLES (UA-A): Vanderbilt-Brendon Harris 4-3; Dimitri Moore 3-4; Andre Mintze 5-0; Allan George 4-0; Dashaun Jerkins 3-1; Dayo Odeyingbo 2-2; Drew Birchmeier 1-3; Feleti Afemui 0-4; Kenny Hebert 1-2; Cameron Tidd 1-2; B.DeVault-Smith 2-0; L. Paulino-Bell 1-1; BJ Anderson 1-1; Michael Owusu 0-2; Cam Watkins 1-0; Caleb Peart 0-1; Daevion Davis 0-1; Anfernee Orji 0-1; E. McAllister 0-1; Alston Orji 0-1. Ole Miss-Lakinia Henry 5-10; Jacquez Jones 2-7; Jaylon Jones 6-1; A. Robinson 0-5; Benito Jones 3-1; Jalen Julius 3-1; T. Tisdale 2-2; Deantre Prince 1-2; M. Hartsfield 1-2; Willie Hibbler 2-0; Armani Linton 1-1; B. Williams 1-1; Sam Williams 0-2; Jay Stanley 0-2; Luke Knox 0-2; Donta Evans 1-0; Kam White 1-0; Jerrion Ealy 1-0; Hal Northern 0-1; Josiah Coatney 0-1; A. Cistrunk 0-1; KD Hill 0-1; A.J. Finley 0-1; Keidron Smith 0-1; Charles Wiley 0-1.

## Vanderbilt Falls to Ole Miss

**OXFORD, Miss.** - Vanderbilt suffered its third conference loss of the season, 31-6, at Ole Miss on at Vaught-Hemingway Stadium.

Ole Miss (3-3, 2-1 Southeastern Conference) broke open a 10-6 halftime lead with long scoring runs to begin the second half.

Ryley Guay kicked field goals of 22 and 43 yards for Vanderbilt (1-4, 0-3) in the second quarter to improve to a perfect 6-6 for 2019. He has made four field goals of 40-plus yards this season.

Ke'Shawn Vaughn had 69 yards rushing for Vanderbilt and Kalija Lipscomb finished with seven catches for 69 yards with a long of 43.

The Commodores' defense matched season-highs in sacks with three and tackles for loss with seven. Andre Mintze lead the Vanderbilt defense with two sacks.

The Commodores have not missed a field goal attempt in seven tries, including six by Guay, this season. Punter Harrison Smith was effective with four punts downed inside the 20-yard line.

# 2019 Game Recaps

## Vanderbilt vs. UNLV Sept. 28 • Nashville, Tennessee

Score by Quarters	1	2	3	4	Final
UNLV (2-4)	7	17	0	10	34
Vanderbilt (1-5)	7	3	0	0	10

Qtr	Time	Team - Scoring Play	Plays-Yards	TOP
1st	12:10	VANDY - Ke'Shawn Vaughn 4 yd run	8-76	2:50
	05:45	UNLV - WILLIAMS, C. 5 yd run	12-75	6:25
2nd	14:52	UNLV - GUTIERREZ, D. 44 yd field goal	6-20	1:58
	12:05	UNLV - GRIMES, Randal 63 yd pass from OBLAD, Kenyon	2-72	0:53
	09:28	VANDY - Ryley Guay 48 yd field goal	9-41	2:31
4th	03:39	UNLV - BEAN, Noah 5 yd pass from OBLAD, Kenyon	11-79	5:42
	14:56	UNLV - GUTIERREZ, D. 29 yd field goal	4-0	0:56
	10:44	UNLV - MAGYAR, Chad 14 yd run	7-40	3:21,

	UNLV	Vanderbilt
FIRST DOWNS	21	12
RUSHES-YARDS (NET)	53-206	22-166
PASSING YDS (NET)	172	140
Passes Att-Comp-Int	16-11-0	41-16-1
TOTAL OFFENSE PLAYS-YARDS	69-378	63-306
Fumble Returns-Yards	1-25	0-0
Punt Returns-Yards	0-0	1-14
Kickoff Returns-Yards	1-21	6-139
Interception Returns-Yards	1-44	0-0
Punts (Number-Avg)	2-37.5	2-29.0
Fumbles-Lost	1-1	1-1
Penalties-Yards	3-25	3-38
Possession Time	37:27	22:33
Third-Down Conversions	5 of 13	6 of 15
Fourth-Down Conversions	2 of 3	0 of 4
Red-Zone Scores-Chances	4-4	1-1
Sacks By: Number-Yards	1-2	0-0

RUSHING: UNLV-MAGYAR, Chad 22-116; WILLIAMS, C. 24-69; COLLINS, Tyleek 2-18; OBLAD, Kenyon 3-7; TEAM 2-minus 4. Vanderbilt-Ke'Shawn Vaughn 15-140; Keyon Brooks 2-16; J SheltonMosley 1-8; Riley Neal 3-2; Deuce Wallace 1-0.

PASSING: UNLV-OBLAD, Kenyon 11-16-0-172. Vanderbilt-Riley Neal 11-25-1-104; Deuce Wallace 5-16-0-36.

RECEIVING: UNLV-BEAN, Noah 4-45; GRIMES, Randal 3-76; JENKINS, Steve 3-37; NEAL, Jamaal 1-14. Vanderbilt-James Bostic 4-36; Keyon Brooks 3-4; Jared Pinkney 2-16; Chris Pierce 2-9; Cam Johnson 2-8; Ke'Shawn Vaughn 1-53; Jackson Winrow 1-9; J SheltonMosley 1-5.

INTERCEPTIONS: UNLV-WHITE, Javin 1-44. Vanderbilt-None.

FUMBLES: UNLV-OBLAD, Kenyon 1-1. Vanderbilt-Riley Neal 1-1.

TACKLES (UA-A): UNLV-JACKSON, R. 5-4; WHITE, Javin 4-3; AUSTRIE, Evan 4-2; FLOWERS, J. 4-1; PLUMMER, Myles 4-1; FRANCIS, Greg 2-2; VIRAMONTES, V. 2-1; NEAL, Jamaal 2-1; GIBBS, D. 1-1; HESTER II, F. 1-1; JOHNS, Montrice 1-0; GRAVES, Jalen 1-0; UASIKE, Kolo 1-0; GODFREY, Daniel 0-1; WINDMON, Jacoby 0-1; EZINWA, D. 0-1. Vanderbilt-Dimitri Moore 5-7; Brendon Harris 7-2; Cameron Tidd 2-5; Feleti Afemui 2-5; Andre Mintze 2-4; Dayo Odeyingbo 2-3; Dashaun Jerkins 2-3; E. McAllister 2-2; Kenny Hebert 2-1; B.DeVault-Smith 0-3; Cam Watkins 2-0; Drew Birchmeier 2-0; Allan George 1-1; L. Paulino-Bell 1-1; R. Reitmaier 0-2; Daevion Davis 0-2; Randall Haynie 1-0; Devin Cochran 1-0; BJ Anderson 1-0; Keyon Brooks 1-0; Anfernee Orji 0-1; Jaylen Mahoney 0-1; Elijah Hamilton 0-1.

## Commodores Suffer Setback to UNLV

NASHVILLE, Tenn. - Ke'Shawn Vaughn had another big day at Vanderbilt Stadium, but a pair of costly Vanderbilt turnovers in the second half thwarted the Commodores' comeback attempt.

Visiting UNLV outscored Vandy 34-3 after falling behind 7-0 to win 34-10. The Rebels (2-4) scored 10 points off Vanderbilt miscues to put the game away late.

Vaughn, meanwhile, rushed for 140 yards in 15 carries (9.3 yards/rush) and also caught a 53-yard pass. Those numbers weren't enough to carry the Commodores.

The Commodores began the fourth quarter down 27-10 after Daniel Gutierrez made a 29-yard field goal on the period's first play. Vandy got a big return on the ensuing kickoff and a penalty moved the ball to the UNLV 43.

But the momentum was short-lived. Quarterback Riley Neal was sacked on a third-down play and fumbled - Nate Neal picked it up for the Rebels and took it back to the Commodores' 40.

Six plays later, Chad Magyar ran in a 14-yard touchdown putting the Rebels ahead by 24 with 10:44 to play.

Vandy couldn't find a comeback left in the tank.

The first 30 minutes didn't go very well for the home team either.

After Vandy's opening drive went 76 yards in a little less than three minutes, Vaughn scored on the eighth play with a 4-yard touchdown run making it 7-0.

The Rebels outscored Vanderbilt 24-3 the rest of the way.

Charles Williams scored on a 5-yard run, Gutierrez made a 44-yard field goal, Randal Grimes caught a 63 touchdown pass and tight end Noah Bean hauled in a 5-yard throw, respectively. Vandy kicker Ryley Guay made a 48-yard field goal in between all that leaving the Doors down 24-10 at the break.

Vanderbilt allowed 249 yards on defense and UNLV gained 7.5 yards per play in the first half while converting five of their six third-down opportunities.

Offensively, the Commodores were 1-for-8 on third down. Vaughn averaged 8.4 yards per carry in the first two quarters.

After 13 minutes of scoreless ball in the third quarter, Vanderbilt was putting together a solid drive into UNLV territory. But Neal was picked off by UNLV's Javin White and the senior linebacker took it all the way down to the Vanderbilt 11.

The Rebels ran the clock down and took their 14-point lead into the final quarter. It never got any closer than that.

**Vanderbilt vs. Missouri**  
**Oct. 19 • Nashville, Tennessee**

Score by Quarters	1	2	3	4	Final
Missouri (5-2, 2-1)	0	7	7	0	14
Vanderbilt (2-5, 1-3)	0	14	0	7	21

Qtr	Time	Team - Scoring Play	Plays-Yards	TOP
2nd	12:00	VANDY - Ke'Shawn Vaughn 1 yd run	8-68	4:14
	09:03	MU - Okwuegbunam, A. 4 yd pass from Bryant, Kelly	6-77	2:50
	02:06	VANDY - Ke'Shawn Vaughn 61 yd pass from Mo Hasan	1-61	0:14
3rd	01:37	MU - Rountree, Larry 6 yd run	1-6	0:05
4th	08:57	VANDY - Cam Johnson 21 yd pass from Riley Neal	7-65	3:31

	Missouri	Vanderbilt
FIRST DOWNS	18	17
RUSHES-YARDS (NET)	40-153	42-150
PASSING YDS (NET)	140	165
Passes Att-Comp-Int	26-13-1	19-10-1
TOTAL OFFENSE PLAYS-YARDS	66-293	61-315
Fumble Returns-Yards	0-0	0-0
Punt Returns-Yards	3-7	4-50
Kickoff Returns-Yards	1-22	1-19
Interception Returns-Yards	1-42	1-0
Punts (Number-Avg)	7-50.1	8-43.1
Fumbles-Lost	0-0	0-0
Penalties-Yards	12-120	7-72
Possession Time	27:09	32:51
Third-Down Conversions	3 of 15	3 of 12
Fourth-Down Conversions	1 of 1	0 of 1
Red-Zone Scores-Chances	2-4	1-2
Sacks By: Number-Yards	1-4	3-18

RUSHING: Missouri-Bryant, Kelly 16-72; Badie, Tyler 10-47; Rountree, Larry 12-29; Downing, Dawson 2-5. Vanderbilt-Ke'Shawn Vaughn 29-96; Mo Hasan 9-34; Riley Neal 2-14; Keyon Brooks 2-6.

PASSING: Missouri-Bryant, Kelly 13-26-1-140. Vanderbilt-Mo Hasan 7-11-0-120; Riley Neal 3-8-1-45.

RECEIVING: Missouri-Nance, Jonathan 3-34; Johnson, J. 3-9; Scott, Kam 2-69; Rountree, Larry 2-13; Okwuegbunam, A. 2-10; Badie, Tyler 1-5. Vanderbilt-Ke'Shawn Vaughn 4-80; Jared Pinkney 2-14; Kalija Lipscomb 1-34; Cam Johnson 1-21; J SheltonMosley 1-8; Chris Pierce 1-8.

INTERCEPTIONS: Missouri-Wilkins, C. 1-42. Vanderbilt-Allan George 1-0.

FUMBLES: Missouri-None. Vanderbilt-None.

SACKS (UA-A): Missouri-Wilkins, C. 0-1; Byers, Akial 0-1. Vanderbilt-Andre Mintze 1-0; L. Paulino-Bell 1-0; Cameron Tidd 1-0.

TACKLES (UA-A): Missouri-Bolton, Nick 11-4; Bledsoe, J. 5-5; Wilkins, C. 0-8; Elliott, Jordan 3-2; Turner, Chris 2-3; Gillespie, T. 3-1; Ware, Jarvis 1-3; Acy, DeMarkus 2-1; Williams, Tre 2-1; Byers, Akial 0-2; Whiteside, K. 0-2; Jones, Jerney 1-0; Oliver, Khalil 1-0; Sparks, Adam 1-0; Manuel, Martez 1-0; Hansford, J. 1-0; Brooks, Jamal 1-0; Perkins, R. 0-1; Utsey, Markell 0-1. Vanderbilt-Tae Daley 8-3; Dimitri Moore 2-9; Andre Mintze 5-1; BJ Anderson 4-1; Feleti Afemui 2-2; Cameron Tidd 2-2; Jaylen Mahoney 2-1; Brendon Harris 2-1; Caleb Peart 1-2; Dashaun Jenkins 1-2; Allan George 1-2; L. Paulino-Bell 2-0; E. McAllister 1-1; Kenny Hebert 1-1; Drew Birchmeier 0-2; Dayo Odeyingbo 0-2; Riley Neal 1-0; Elijah Hamilton 1-0; Camden Coleman 1-0; Cam Watkins 0-1; R. Reitmaier 0-1.

**Homecoming Kings**

**NASHVILLE, Tenn.** - Riley Neal came off the bench and threw a 21-yard touchdown to Cam Johnson with 8:57 left, and Vanderbilt upset No. 22 Missouri 21-14 with a stifling defensive performance.

Ke'Shawn Vaughn ran for a touchdown and also took a screen 61 yards for another score as Vanderbilt (2-5, 1-3 Southeastern Conference) snapped a three-game skid to Missouri after losing five of the previous seven in this series.

Missouri (5-2, 2-1) came in leading the SEC East waiting for the Tigers' appeal of NCAA sanctions to be heard. The Tigers also played their first game since moving into the Top 25 with a five-game winning streak — all at home.

Vanderbilt held Missouri to a season-low in points with the Tigers 17th nationally averaging 38.8 points a game. The Commodores sacked Kelly Bryant three times, and Allan George intercepted a Bryant pass in the end zone with 6:44 left in the third quarter.

Missouri had a chance to tie except Vanderbilt sacked Bryant for the third time, and Tucker McCann pulled a 48-yarder wide left for his second missed field goal. Neal and Vanderbilt ran out the final 6 minutes for the win.

Neal started the first six games of the season only for Mo Hasan to get the start against Missouri. The walk-on junior college transfer who had thrown only six passes last season as a backup became the third quarterback this season to jump-start the Commodore offense.

Neal drove the Commodores 65 yards and capped the drive with the toss that Johnson took to the end zone for the lead.

The Commodores ended up using all three quarterbacks in this game after Hasan was sent to the locker room for evaluation. Neal came out briefly, forcing Deuce Wallace into the game. Hasan was the surprise starter announced at the end of the pregame warmups. Hasan was 7 of 11 for 120 yards and a TD, and he ran nine times for 34 yards before being knocked out of the game.

# 2019 Game Recaps

## Vanderbilt at South Carolina Nov. 2 • Columbia, S.C.

Score by Quarters	1	2	3	4	Final
Vanderbilt (2-6, 1-4)	7	0	0	0	7
South Carolina (4-5, 3-4)	0	14	0	10	24

Qtr	Time	Team - Scoring Play	Plays-Yards	TOP
1st	07:16	VANDY - Cam Johnson 26 yd pass from Riley Neal	11-77	6:06
2nd	07:50	SC - Xavier Legette 20 yd pass from Ryan Hilinski	8-54	3:05
	01:38	SC - Kevin Harris 1 yd run (Parker White kick)	13-69	4:30
4th	12:18	SC - Parker White 22 yd field goal	8-25	2:58
	06:39	SC - Bryan Edwards 25 yd pass from Ryan Hilinski	9-76	3:48

	Vanderbilt	South Carolina
FIRST DOWNS	12	25
RUSHES-YARDS (NET)	29-113	49-205
PASSING YDS (NET)	76	235
Passes Att-Comp-Int	21-11-2	31-24-0
TOTAL OFFENSE PLAYS-YARDS	50-189	80-440
Fumble Returns-Yards	0-0	0-0
Punt Returns-Yards	0-0	3-53
Kickoff Returns-Yards	3-55	1-25
Interception Returns-Yards	0-0	2-6
Punts (Number-Avg)	7-45.0	3-37.0
Fumbles-Lost	0-0	1-1
Penalties-Yards	2-20	11-94
Possession Time	26:13	33:47
Third-Down Conversions	3 of 11	9 of 15
Fourth-Down Conversions	0 of 0	0 of 2
Red-Zone Scores-Chances	0-0	3-5
Sacks By: Number-Yards	0-0	2-3

**RUSHING:** Vanderbilt-Ke'Shawn Vaughn 20-87; Keyon Brooks 5-24; J SheltonMosley 1-3; Riley Neal 2-0; Deuce Wallace 1-minus 1. South Carolina-Deshaun Fenwick 18-102; Tavien Feaster 11-53; Kevin Harris 10-20; Ryan Hilinski 1-14; Dakereon Joyner 6-9; Josh Vann 1-5; Mon Denson 1-3; OrTre Smith 1-minus 1.

**PASSING:** Vanderbilt-Deuce Wallace 8-17-2-30; Riley Neal 3-4-0-46. South Carolina-Ryan Hilinski 24-31-0-235.

**RECEIVING:** Vanderbilt-C.J. Bolar 3-16; Ke'Shawn Vaughn 2-11; Keyon Brooks 2-minus 2; Cam Johnson 1-26; James Bostic 1-11; J SheltonMosley 1-8; Chris Pierce 1-6. South Carolina-Bryan Edwards 14-139; Xavier Legette 3-34; Tavien Feaster 2-10; Kyle Markway 1-19; Josh Vann 1-17; Nick Muse 1-15; OrTre Smith 1-5; Ryan Hilinski 1-minus 4.

**INTERCEPTIONS:** Vanderbilt-None. South Carolina-T.J. Brunson 1-5; R.J. Roderick 1-1.

**FUMBLES:** Vanderbilt-None. South Carolina-Mon Denson 1-1.

**SACKS (UA-A):** Vanderbilt-None. South Carolina-Aaron Sterling 2-0.

**TACKLES (UA-A):** Vanderbilt-Tae Daley 12-4; Dimitri Moore 9-2; Dashaun Jenkins 7-2; Feleti Afemui 3-5; Allan George 5-1; Dayo Odeyingbo 4-1; Jaylen Mahoney 2-3; Caleb Peart 4-0; Cam Watkins 3-0; Andre Mintze 3-0; E. McAllister 2-1; BJ Anderson 2-0; Randall Haynie 2-0; Elijah Hamilton 1-0; Daevion Davis 1-0; James Bostic 1-0; Cameron Tidd 1-0; Alston Orji 1-0; B.DeVault-Smith 1-0; Anfernee Orji 0-1. South Carolina-T.J. Brunson 6-0; Jammie Robinson 5-1; Jaycee Horn 3-1; Ernest Jones 3-0; Israel Mukuamu 3-0; Sherrod Greene 3-0; R.J. Roderick 3-0; Aaron Sterling 3-0; D.J. Wonnum 2-0; Kobe Smith 2-0; J.T. Ibe 2-0; S. Eason-Riddle 1-0; Daniel Fennell 1-0; Zacch Pickens 1-0; Darius Rush 1-0; Javon Kinlaw 1-0.

## Offense Sputters in Loss

**COLUMBIA, S.C.** - South Carolina scored 24 unanswered en route to a 24-7 win over Vanderbilt at Williams-Brice Stadium.

The Gamecocks (4-5, 3-4 SEC) fell in an early, 7-0 hole before rattling off two second-quarter touchdowns and adding a fourth-quarter field goal and fourth-quarter touchdown. The win snapped a two-game losing streak for South Carolina.

The Commodores (2-6, 1-4 SEC) finished with 189 yards of total offense.

Vanderbilt's opening drive of the night was aided by three South Carolina penalties - and the Dores took advantage. Riley Neal's 26-yard touchdown pass to Cam Johnson capped an 11-play drive that covered 77 yards and ate up more than six minutes of clock while giving Vandy a 7-0 lead midway through the opening quarter.

Neal left the game with an injury after that series.

The Commodores kept that 7-0 lead into the second quarter thanks, in part, to a forced fumble and recovery by Elijah McCallister with South Carolina threatening at the 9. But the Gamecocks finally dented the scoreboard at the 7:50 mark of the period thanks to Ryan Hilinski's 20-yard strike to Xavier Legette - that tied the game at 7-7.

South Carolina took its first lead of the game just before halftime thanks a 1-yard run on a toss sweep left to Kevin Harris. The Gamecocks took a 14-7 lead into the break.

Vanderbilt backup quarterback Deuce Wallace was intercepted by R.J. Roderick on Vanderbilt's final offensive play of the third quarter. That ultimately led to a 22-yard field goal from Parker White making it 17-7 with 12:18 to play.

Hilinski capped his night with a 25-yard TD strike to Bryan Edwards. That score provided the final margin.

## 2019 Game Recaps

### Vanderbilt at Florida Nov. 9 • Gainesville, Fla.

Score by Quarters	1	2	3	4	Final
Vanderbilt (2-7, 1-5)	0	0	0	0	0
Florida (8-2, 5-2)	0	14	28	14	56

Qtr	Time	Team - Scoring Play	Plays-Yards TOP	
2nd	14:54	FLA - Perine, L. 1 yd pass from Trask	15-82	5:18
	10:59	FLA - Trask 9 yd run	4-23	2:03
3rd	13:16	FLA - Grimes 66 yd pass from Trask	1-66	0:13
	10:52	FLA - Pitts 15 yd pass from Trask	2-51	0:27
	05:22	FLA - Greenard 80 yd fumble recovery		
4th	02:08	FLA - Jones 13 yd run	5-79	2:04
	10:10	FLA - Jones 1 yd run	4-25	2:26
	01:06	FLA - Jones 3 yd run	7-68	2:48

	Vanderbilt	South Carolina
FIRST DOWNS	12	33
RUSHES-YARDS (NET)	40-51	29-150
PASSING YDS (NET)	77	410
Passes Att-Comp-Int	21-8-2	40-27-2
TOTAL OFFENSE PLAYS-YARDS	61-128	69-560
Fumble Returns-Yards	0-0	1-80
Punt Returns-Yards	0-0	4-16
Kickoff Returns-Yards	4-81	0-0
Interception Returns-Yards	2-20	2-31
Punts (Number-Avg)	9-42.6	2-42.5
Fumbles-Lost	1-1	0-0
Penalties-Yards	8-56	5-50
Possession Time	33:22	26:38
Third-Down Conversions	3 of 15	3 of 9
Fourth-Down Conversions	0 of 0	1 of 2
Red-Zone Scores-Chances	0-1	6-8
Sacks By: Number-Yards	2-10	6-43

**RUSHING:** Vanderbilt-Keyon Brooks 11-34; Ke'Shawn Vaughn 15-28; Ja'Veon Marlow 4-12; Kalija Lipscomb 1-10; TEAM 1-minus 3; Deuce Wallace 8-minus 30.  
Florida-Toney 2-39; Jones 5-34; Trask 7-25; Swain 2-18; Perine 4-13; Davis 3-7; Wright 3-6; Clement 1-5; Pierce 2-3.

**PASSING:** Vanderbilt-Deuce Wallace 7-18-1-60; Allan Walters 1-3-1-17.  
Florida-Trask 25-37-2-363; Jones 2-3-0-47.

**RECEIVING:** Vanderbilt-James Bostic 2-32; Cam Johnson 2-16; Ke'Shawn Vaughn 1-14; Chris Pierce 1-12; Kalija Lipscomb 1-4; Keyon Brooks 1-minus 1. Florida-Grimes 4-95; Perine 4-28; Pitts 3-59; Cleveland 3-51; Jefferson 3-36; Copeland 2-43; Hammond, J. 2-33; Pierce 2-27; Krull 2-18; Davis 1-10; Toney 1-10.

**INTERCEPTIONS:** Vanderbilt-Tae Daley 2-20. Florida-Stiner 2-31.

**FUMBLES:** Vanderbilt-Deuce Wallace 1-1. Florida-None.

**SACKS (UA-A):** Vanderbilt-Allan George 1-0; Andre Mintze 1-0. Florida-Diabate 3-0; Carter 1-0; Reese II 1-0; Shuler. 1-0.

**TACKLES (UA-A):** Vanderbilt-Dimitri Moore 3-6; Tae Daley 5-2; Allan George 3-2; Feleti Afemui 1-4; Dashaun Jerkins 1-3; BJ Anderson 1-3; Andre Mintze 0-4; Max Worship 1-2; Jaylen Mahoney 1-2; Brendon Harris 1-2; Drew Birchmeier 1-2; B.DeVault-Smith 2-0; R. Reitmaier 1-1; Randall Haynie 1-1; Mitchell Pryor 1-1; Cam Watkins 1-1; Kenny Hebert 1-1; E. McAllister 1-1; Daevion Davis 0-2; Chris Pierce 1-0; L. Paulino-Bell 1-0; Caleb Peart 0-1; Dayo Odeyingbo 0-1; Elijah Hamilton 0-1; Cameron Tidd 0-1. Florida-Houston 4-4; Davis 4-2; Slaton 2-4; Brunson. 2-4; Reese II 0-5; Stiner, D. 2-1; Stewart 2-1; Greenard 1-2; Bogle 1-2; Chatfield 1-2; Campbell 0-3; Shuler 0-3; Taylor 1-1; Miller, V. 0-2; Carter. 0-2; Summerall 1-0; Buchanan. 1-0; Henderson 1-0; Dean 0-1; Hill 0-1; Ancrum 0-1; Hammond 0-1; Wilson 0-1; Diabate 0-1.

### Dores Fail in Disappointing Fashion

**GAINESVILLE, Fla.** - The Commodores fell behind early and dropped a disappointing 56-0 road decision to the Florida Gators.

Playing with backup quarterback Deuce Wallace and Allan Walters, the Commodores (2-7, 1-5 SEC) generated little offense for the second straight Saturday. Vanderbilt finished the game with 128 yards of total offense,

Florida quarterback Kyle Trask threw for a career-high 363 yards and three touchdowns -- the best passing performance by a Florida quarterback since Tim Tebow's college finale -- to pace the attack.

The Commodore defense held Florida (8-2, 5-2 SEC) to just 14 points prior to halftime, getting off the field by forcing a missed field and connecting two interceptions by safety Tae Daley.

But the Gators responded with a 28-point third quarter to seal the victory. They ended up outgaining Vanderbilt 560-128 and winning their sixth straight in the series.

Vanderbilt Junior Deuce Wallace made his first career start for Vandy but was far from effective. He completed 7 of 18 passes for 60 yards and was sacked six times before giving way to freshman Allan Walters. They were on the field because Mo Hasan and Riley Neal were out with injuries.

## Season-by-Season Records • Head Coach Records

Season	W	L	T	Head Coach	1958	5	2	3	Art Guepe	Head Coach	Seasons	W	L	T
1890	1	0	--	Elliott H. Jones	1959	5	3	2	Art Guepe	Elliott H. Jones	1890-92	8	5	--
1891	3	1	--	Elliott H. Jones	1960	3	7	--	Art Guepe	W.J. Keller	1893	6	1	--
1892	4	4	--	Elliott H. Jones	1961	2	8	--	Art Guepe	Henry Thornton	1894	7	1	--
1893	6	1	--	W.J. Keller	1962	1	9	--	Art Guepe	C.L. Upton	1895	5	3	1
1894	7	1	--	Henry Thornton	1963	1	7	2	Jack Green	R.G. Acton	1896-98	10	7	3
1895	5	3	1	C.L. Upton	1964	3	6	1	Jack Green	J.L. Crane	1899-1900	11	6	1
1896	3	2	2	R.G. Acton	1965	2	7	1	Jack Green	W.H. Watkins	1901-02	14	2	1
1897	6	0	1	R.G. Acton	1966	1	9	--	Jack Green	J.H. Henry	1903	6	1	--
1898	1	5	--	R.G. Acton	1967	2	7	1	Bill Pace	Dan McGugin •	1904-34	197	55	19
1899	7	2	--	J.L. Crane	1968	5	4	1	Bill Pace	Ray Morrison	1918, 1935-39	29	22	2
1900	4	4	1	J.L. Crane	1969	4	6	--	Bill Pace	Red Sanders ••	1940-48	36	22	2
1901	6	1	1	W.H. Watkins	1970	4	7	--	Bill Pace	E.H. Alley	1943	5	0	--
1902	8	1	--	W.H. Watkins	1971	4	6	1	Bill Pace	Doby Bartling	1944-45	6	6	1
1903	6	1	1	J.H. Henry	1972	3	8	--	Bill Pace	Bill Edwards	1949-52	21	19	2
1904	9	0	--	Dan McGugin	1973	5	6	--	Steve Sloan	Art Guepe	1953-62	39	54	7
1905	7	1	--	Dan McGugin	1974	7	3	2	Steve Sloan	Jack Green	1963-66	7	29	4
1906	8	1	--	Dan McGugin	1975	7	4	--	Fred Pancoast	Bill Pace	1967-72	22	38	3
1907	5	1	1	Dan McGugin	1976	2	9	--	Fred Pancoast	Steve Sloan	1973-74	12	9	2
1908	7	2	1	Dan McGugin	1977	2	9	--	Fred Pancoast	Fred Pancoast	1975-78	13	31	--
1909	7	3	--	Dan McGugin	1978	2	9	--	Fred Pancoast	George MacIntyre	1979-85	25	52	1
1910	8	0	1	Dan McGugin	1979	1	10	--	George MacIntyre	Watson Brown	1986-90	10	45	--
1911	8	1	--	Dan McGugin	1980	2	9	--	George MacIntyre	Gerry DiNardo	1991-94	19	25	--
1912	8	1	1	Dan McGugin	1981	4	7	--	George MacIntyre	Rod Dowhower	1995-96	4	18	--
1913	5	3	--	Dan McGugin	1982	8	4	--	George MacIntyre	Woody Widenhofer	1997-2001	15	40	--
1914	2	6	--	Dan McGugin	1983	2	9	--	George MacIntyre	Bobby Johnson	2002-09	29	66	--
1915	9	1	--	Dan McGugin	1984	5	6	--	George MacIntyre	Robbie Caldwell	2010	2	10	--
1916	7	1	1	Dan McGugin	1985	3	7	1	George MacIntyre	James Franklin	2011-13	24	15	--
1917	5	3	--	Dan McGugin	1986	1	10	--	Watson Brown	Derek Mason	2014-active	26	45	--
1918	4	2	--	Ray Morrison	1987	4	7	--	Watson Brown		130 seasons	608	627	50
1919	5	1	2	Dan McGugin	1988	3	8	--	Watson Brown					
1920	5	3	1	Dan McGugin	1989	1	10	--	Watson Brown					
1921	7	0	1	Dan McGugin	1990	1	10	--	Watson Brown					
1922	8	0	1	Dan McGugin	1991	5	6	--	Gerry DiNardo					
1923	5	2	1	Dan McGugin	1992	4	7	--	Gerry DiNardo					
1924	6	3	1	Dan McGugin	1993	5	6	--	Gerry DiNardo					
1925	6	3	--	Dan McGugin	1994	5	6	--	Gerry DiNardo					
1926	8	1	--	Dan McGugin	1995	2	9	--	Rod Dowhower					
1927	8	1	2	Dan McGugin	1996	2	9	--	Rod Dowhower					
1928	8	2	--	Dan McGugin	1997	3	8	--	Woody Widenhofer					
1929	7	2	--	Dan McGugin	1998	2	9	--	Woody Widenhofer					
1930	8	2	--	Dan McGugin	1999	5	6	--	Woody Widenhofer					
1931	5	4	--	Dan McGugin	2000	3	8	--	Woody Widenhofer					
1932	6	1	2	Dan McGugin	2001	2	9	--	Woody Widenhofer					
1933	4	3	3	Dan McGugin	2002	2	10	--	Bobby Johnson					
1934	6	3	--	Dan McGugin	2003	2	10	--	Bobby Johnson					
1935	7	3	--	Ray Morrison	2004	2	9	--	Bobby Johnson					
1936	3	5	1	Ray Morrison	2005	5	6	--	Bobby Johnson					
1937	7	2	--	Ray Morrison	2006	4	8	--	Bobby Johnson					
1938	6	3	--	Ray Morrison	2007	5	7	--	Bobby Johnson					
1939	2	7	1	Ray Morrison	2008	7	6	--	Bobby Johnson					
1940	3	6	1	Red Sanders	2009	2	10	--	Bobby Johnson					
1941	8	2	--	Red Sanders	2010	2	10	--	Robbie Caldwell					
1942	6	4	--	Red Sanders	2011	6	7	--	James Franklin					
1943	5	0	--	E.H. Alley	2012	9	4	--	James Franklin					
1944	3	0	1	Doby Bartling	2013	9	4	--	James Franklin					
1945	3	6	--	Doby Bartling	2014	3	9	--	Derek Mason					
1946	5	4	--	Red Sanders	2015	4	8	--	Derek Mason					
1947	6	4	--	Red Sanders	2016	6	7	--	Derek Mason					
1948	8	2	1	Red Sanders	2017	5	7	--	Derek Mason					
1949	5	5	--	Bill Edwards	2018	6	7	--	Derek Mason					
1950	7	4	--	Bill Edwards	2019	2	7	--	Derek Mason					
1951	6	5	--	Bill Edwards	130 seasons	608	627	50						
1952	3	5	2	Bill Edwards										
1953	3	7	--	Art Guepe										
1954	2	7	--	Art Guepe										
1955	8	3	--	Art Guepe										
1956	5	5	--	Art Guepe										
1957	5	3	2	Art Guepe										

• McGugin missed the 1918 season on military duty during World War I.

•• Sanders missed the 1943-45 seasons on military duty during World War II.

### Unbeaten (8)

1944	3-0-1	Doby Bartling
1943	5-0-0	E.H. Alley
1922	8-0-1	Dan McGugin
1921	7-0-1	Dan McGugin
1910	8-0-1	Dan McGugin
1904	9-0-0	Dan McGugin
1897	6-0-1	R.G. Acton
1890	1-0-0	Elliott H. Jones

### Nine-Win Seasons (4)

2013	9-4	James Franklin
2012	9-4	James Franklin
1915	9-1	Dan McGugin
1904	9-0	Dan McGugin

### Eight-Win Seasons (13)

1982	8-4	George MacIntyre
1955	8-3	Art Guepe
1948	8-2-1	Red Sanders
1941	8-2	Red Sanders
1930	8-2	Dan McGugin
1928	8-2	Dan McGugin
1927	8-1-2	Dan McGugin
1926	8-1	Dan McGugin
1922	8-0-1	Dan McGugin
1912	8-1-1	Dan McGugin
1911	8-1	Dan McGugin
1910	8-0-1	Dan McGugin
1902	8-1	W.H. Watkins

# The Last Time

## Vanderbilt

Three touchdowns .....	Ke'Shawn Vaughn vs. Baylor (3 • 12.27.18)
Four or more touchdowns .....	Earl Bennett vs. Kentucky (5 • 11.12.05)
Three passing touchdowns.....	Kyle Shurmur vs. Tennessee (3 • 11.24.18)
Four or more passing touchdowns.....	Kyle Shurmur at Tennessee (4 • 11.25.17)
200 or more passing yards .....	Riley Neal vs. LSU (206 • 9.21.19)
300 or more passing yards .....	Riley Neal at Purdue (378 • 9.7.19)
400 or more passing yards .....	Kyle Shurmur vs. Tennessee (416 • 11.26.16)
70-yard completion.....	Riley Neal-Chris Pierce at Purdue (75 • 9.7.19)
100 or more rushing yards.....	Ke'Shawn Vaughn vs. UNLV (140 • 10.12.19)
200 or more rushing yards.....	Ke'Shawn Vaughn vs. Baylor (243 • 12.27.18)
300 or more rushing yards.....	Frank Mordica vs. Air Force (321 • 11.18.78)
70-yard rush.....	Ke'Shawn Vaughn vs. Tennessee State (78 • 9.29.18)
Three or more rushing touchdowns.....	Ke'Shawn Vaughn at Arkansas (3 • 10.27.18)
100 or more receiving yards.....	Chris Pierce at Purdue (133 • 9.7.19)
200 or more receiving yards.....	Trent Sherfield vs. Austin Peay (240 • 9.1.15)
Two touchdown receptions .....	Kalija Lipscomb vs. Ole Miss (2 • 11.17.18)
Three or more touchdown receptions .....	Earl Bennett vs. Richmond (3 • 9.1.07)
Kickoff return for touchdown .....	Darrius Sims vs. South Carolina (100 • 9.12.14)
Punt return for touchdown.....	Jonathan Krause at Wake Forest (83 • 11.24.12)
Interception return for touchdown .....	Randall Haynie vs. LSU (47 • 9.21.19)
Fumble return for touchdown .....	Elijah McAllister vs. LSU (0 • 9.21.19)
Three or more field goals made.....	Tommy Openshaw at Auburn (3 • 11.5.16)
50-yard field goal.....	Ryley Guay vs. Florida (53 • 10.13.18)
60-yard punt.....	Harrison Smith at South Carolina (60 • 11.2.19)
70-yard punt.....	Tommy Openshaw vs. Missouri (78 • 10.24.15)
10 or more tackles.....	Tae Daley/Dimitri Moore (16/11 • 11.2.19)
Three or more tackles for loss ..	Dare Odeyingbo/C. Wright at Middle Tennessee (3.0 ea. • 9.2.17)
Forced multiple fumbles.....	LaDarius Wiley at Missouri (2 • 11.10.18)
Two or more sacks .....	Andre Mintze (2 • 10.5.19)
Three or more sacks.....	Charles Wright at Middle Tennessee (3.0 • 9.2.17)
Two or more interceptions.....	Tae Daley at Florida (2 • 11.9.19)
Blocked punt .....	Max Worship vs. Ole Miss (11.17.18)
Blocked punt returned for touchdown .....	Stephen Weatherly vs. UMass (11 • 9.13.14)
Blocked field goal.....	Zach Cunningham at Auburn (11.5.16)
Blocked PAT .....	Nifae Lealao at Middle Tennessee (9.2.17)
Safety .....	Team vs. Ole Miss (11.17.18)
30 or more first downs .....	at Tennessee (33 • 11.25.17)
500 or more yards of total offense.....	vs. Tennessee State (553 • 9.29.18)
300 or more passing yards.....	at Purdue (420 • 9.7.19)
400 or more passing yards.....	at Purdue (420 • 9.7.19)
200 or more rushing yards.....	at Missouri (218 • 11.10.18)
300 or more rushing yards.....	vs. Tennessee State (358 • 10.22.16)
400 or more rushing yards.....	vs. Presbyterian (410 • 9.15.12)
40 points or more .....	at Arkansas (45 • 10.27.18)
Held opponent under 100 total yards .....	vs. Chattanooga (93 • 9.6.03)
Held opponent under 200 total yards .....	vs. Alabama A&M (103 • 9.9.17)
Held opponent under 250 total yards .....	vs. Tennessee (242 • 11.24.18)
Held opponent under 100 rushing yards .....	at Purdue (31 • 9.7.19)
Held opponent under 100 passing yards .....	at Kentucky (18 • 10.29.17)
Shut out opponent.....	vs. Alabama A&M (9.9.17)

## Opponent

Three touchdowns .....	Emory Jones • Florida (3 • 11.9.19)
Four or more touchdowns .....	Ja'Marr Chase • LSU (4 • 9.21.19)
Three passing touchdowns .....	Kyle Trask • Florida (3 • 11.9.19)
Four or more passing touchdowns.....	Joe Burrow • LSU (6 • 9.21.19)
200 or more passing yards .....	Kyle Trask • Florida (363 • 11.9.19)
300 or more passing yards .....	Kyle Trask • Florida (363 • 11.9.19)
400 or more passing yards .....	Elijah Sindelar • Purdue (509 • 9.7.19)
70-yard completion.....	Sindelar-Moore • Purdue (70 • 9.7.19)
100 or more rushing yards.....	Deshaun Fenwick • South Carolina (102 • 11.2.19)
200 or more rushing yards .....	Arian Foster • Tennessee (223 • 11.19.05)
Three or more rushing touchdowns.....	Emory Jones • Florida (3 • 11.9.19)
70-yard rush.....	Snoop Conner • Ole Miss (84 • 10.5.19)
100 or more receiving yards.....	Bryan Edwards • South Carolina (139 • 11.2.19)
200 or more receiving yards.....	Ja'Marr Chase • LSU (229 • 9.21.19)
Three or more touchdown receptions .....	Ja'Marr Chase • LSU (4 • 9.21.19)
Kickoff return for touchdown .....	Nyheim Hines • NC State (100 • 12.26.16)
Punt return for touchdown.....	Richaud Floyd • Missouri (74 • 11.18.17)
Interception return for touchdown .....	Brandon Lee • Missouri (42 • 11.18.17)
Fumble return for touchdown .....	Jonathan Greenard • Florida (80 • 11.9.19)
Three or more field goals made.....	Rodrigo Blankenship • Georgia (3 • 8.31.19)
50-yard field goal.....	Rodrigo Blankenship • Georgia (50 • 8.31.19)
70-yard punt .....	Ryan Janvion • Wake Forest (71 • 11.30.13)
10 or more tackles.....	Nick Bolton • J. Bledsoe • Missouri (15, 10 • 10.19.19)
Three or more tackles for loss .....	Nick Bolton • Missouri (3 • 10.19.19)
Two or more sacks .....	Aaron Sterling • South Carolina (2 • 11.2.19)
Two or more interceptions.....	Donovan Stiner • Florida (2 • 11.9.19)
Blocked punt .....	M. Baskerville • LSU (9.21.19)
Blocked punt returned for touchdown .....	M. Baskerville • LSU (9.21.19)
Blocked field goal.....	Sharrif Floyd • Florida (11.5.11)
Blocked PAT .....	D. J. Wonnum • South Carolina (10.28.17)
Safety.....	Marquis Haynes • Ole Miss (10.14.17)
30 or more first downs .....	Florida (33 • 11.9.19)
500 or more yards of total offense.....	Florida (560 • 11.9.19)
300 or more passing yards .....	Florida (410 • 11.9.19)
400 or more passing yards .....	Florida (410 • 11.9.19)
200 or more rushing yards .....	South Carolina (205 • 11.2.19)
300 or more rushing yards .....	Ole Miss (413 • 10.5.19)
400 or more rushing yards .....	Ole Miss (413 • 10.5.19)
40 points or more .....	Florida (56 • 11.9.19)
Held Vanderbilt under 200 total yards .....	Florida (128 • 11.9.19)
Held Vanderbilt under 100 rushing yards.....	Florida (51 • 11.9.19)
Held Vanderbilt under 100 passing yards .....	Florida (77 • 11.9.19)
Shut out Vanderbilt.....	Florida (11.9.19)