




VANDERBILT

2020 BASEBALL GAME NOTES



Vanderbilt Athletic Communications ★ 2601 Jess Neely Dr. Nashville, TN 37212
 Baseball Contact: Andrew Pate ★ Cell: 713.387.9119 ★ Email: andrew.pate@vanderbilt.edu
 VUCommodores.com ★ Twitter: @VandyBoys

2020 SCHEDULE/RESULTS

OVERALL: 0-0 | SEC: 0-0 | H: 0-0 | A: 0-0 | N: 0-0

FEBRUARY (0-0)

14	MLB4 Tournament#	TBA	Scottsdale, Ariz.
15	MLB4 Tournament#	TBA	Scottsdale, Ariz.
16	MLB4 Tournament#	TBA	Scottsdale, Ariz.
18	South Alabama	4:30 p.m.	Nashville, Tenn.
19	South Alabama	4:30 p.m.	Nashville, Tenn.
21	Illinois-Chicago	4:30 p.m.	Nashville, Tenn.
22	Illinois-Chicago	2 p.m.	Nashville, Tenn.
23	Illinois-Chicago	1 p.m.	Nashville, Tenn.
25	Evansville	4:30 p.m.	Nashville, Tenn.
26	Saint Louis	4:30 p.m.	Nashville, Tenn.
28	Hawaii	4:30 p.m.	Nashville, Tenn.
29	Hawaii	2 p.m.	Nashville, Tenn.

MARCH (0-0)

1	Hawaii	Noon	Nashville, Tenn.
3	Central Arkansas	4:30 p.m.	Nashville, Tenn.
6	at UCLA	TBA	Los Angeles, Calif.
7	at USC	TBA	Los Angeles, Calif.
8	vs. TCU\$	TBA	Los Angeles, Calif.
11	Toledo	6:30 p.m.	Nashville, Tenn.
13	Kentucky*	6:30 p.m.	Nashville, Tenn.
14	Kentucky*	2 p.m.	Nashville, Tenn.
15	Kentucky*	1 p.m.	Nashville, Tenn.
17	vs. Belmont^	6:30 p.m.	Nashville, Tenn.
20	at Tennessee*	TBA	Knoxville, Tenn.
21	at Tennessee*	TBA	Knoxville, Tenn.
22	at Tennessee*	TBA	Knoxville, Tenn.
24	vs. Lipscomb^	6:30 p.m.	Nashville, Tenn.
27	Georgia*	6:30 p.m.	Nashville, Tenn.
28	Georgia*	2 p.m.	Nashville, Tenn.
29	Georgia*	1 p.m.	Nashville, Tenn.
31	Tennessee Tech	6:30 p.m.	Nashville, Tenn.

APRIL (0-0)

2	at LSU*	6:30 p.m.	Baton Rouge, La.
3	at LSU*	7 p.m.	Baton Rouge, La.
4	at LSU*	2 p.m.	Baton Rouge, La.
7	Western Kentucky	6:30 p.m.	Nashville, Tenn.
10	South Carolina*	6:30 p.m.	Nashville, Tenn.
11	South Carolina*	2 p.m.	Nashville, Tenn.
12	South Carolina*	1 p.m.	Nashville, Tenn.
14	Indiana State	6:30 p.m.	Nashville, Tenn.
17	at Ole Miss*	TBA	Oxford, Miss.
18	at Ole Miss*	TBA	Oxford, Miss.
19	at Ole Miss*	TBA	Oxford, Miss.
24	Alabama*	6:30 p.m.	Nashville, Tenn.
25	Alabama*	2 p.m.	Nashville, Tenn.
26	Alabama*	1 p.m.	Nashville, Tenn.
28	Austin Peay	6:30 p.m.	Nashville, Tenn.

MAY (0-0)

1	at Missouri*	TBA	Columbia, Mo.
2	at Missouri*	TBA	Columbia, Mo.
3	at Missouri*	TBA	Columbia, Mo.
5	Louisville	6:30 p.m.	Nashville, Tenn.
7	at Florida*	5:30 p.m.	Gainesville, Fla.
8	at Florida*	5:30 p.m.	Gainesville, Fla.
9	at Florida*	Noon	Gainesville, Fla.
12	Middle Tennessee	6:30 p.m.	Nashville, Tenn.
14	Mississippi State*	6:30 p.m.	Nashville, Tenn.
15	Mississippi State*	6:30 p.m.	Nashville, Tenn.
16	Mississippi State*	2 p.m.	Nashville, Tenn.
19-24	SEC Tournament%	TBA	Hoover, Ala.
29-31	NCAA Regionals	TBA	TBD

JUNE (0-0)

1	NCAA Regionals	TBA	TBD
5-8	NCAA Super Regionals	TBA	TBD
13-24	College World Series+	TBA	Omaha, Neb.

MLB4 Collegiate Baseball Tournament (Salt River Fields)
 \$ Dodger Classic (Dodger Stadium)
 ^ First Tennessee Park
 * Southeastern Conference game
 % Hoover Met Stadium
 + TD Ameritrade Park

EXHIBITION

VANDERBILT COMMODORES (0-0) vs. MICHIGAN WOLVERINES (0-0)

Nov. 10, 2019 ★ Noon CT ★ Nashville, Tenn. ★ Hawkins Field (3,626)

VANDERBILT
Record: 0-0 Overall, 0-0 SEC
Home / Away / Neutral: 0-0 / 0-0 / 0-0
Rankings: D1: -- | NCBWA: -- | Coaches: --
 BA: -- | CB: -- | PG: --
Head Coach: Tim Corbin
Career Record: 846-492-1 (23rd)
Record at Vanderbilt: 740-354-1 (18th)

MICHIGAN
Record: 0-0 Overall, 0-0 SEC
Home / Away / Neutral: 0-0 / 0-0 / 0-0
Rankings: D1: -- | NCBWA: -- | Coaches: --
 BA: -- | CB: -- | PG: --
Head Coach: Erik Bakich
Career Record: 331-260-1 (11th)
Record at Michigan: 259-162-1 (8th)

SUNDAY CELEBRATION: Vanderbilt has worked with Nike, Music City Baseball and the Negro Leagues Baseball Museum to put on the David Williams Fall Classic.

- ★ The event was announced in October as an effort to promote diversity in baseball.
- ★ Last month, the Commodores visited the Negro Leagues Baseball Museum in Kansas City, Missouri, prior to facing Oklahoma State.

VANDERBILT TRAILBLAZER: David Williams made an extraordinary impact on Vanderbilt during his 18-year tenure as a university vice chancellor.

- ★ Williams, who passed away on Feb. 8, was the first African American vice chancellor at Vanderbilt.
- ★ During his 15 seasons on West End, the Does won four national championships – in bowling, baseball and women’s tennis.
- ★ In January 2018, he helped launch the Sports and Society Initiative to elevate awareness and understanding of the ways in which sports and society impact each other.

KANSAS CITY KINGS: Vanderbilt defeated Oklahoma State, 12-7, in 16 innings from the Kansas City Urban Youth Academy in the program’s first fall exhibition.

- ★ The Does batted .302 (19-for-63) including working 15 walks to highlight a .430 on-base percentage.
- ★ Vandy posted a 2.25 ERA, striking out 19 while limiting the Cowboys to a .194 average with runners.

MICHIGAN TIES: Sunday marks the latest installment in a storied athletic history between Vandy and Michigan.

- ★ Michigan head coach Erik Bakich served as Vandy’s assistant coach and recruiting coordinator from 2003-09.
- ★ The Commodores opened a brand-new Vanderbilt football stadium vs. Michigan in 1922.
- ★ Vandy men’s basketball made its deepest NCAA Tournament run in program history in 1965, reaching the Elite 8 before stumbling to Michigan.

NEW YEAR, NEW ME: Vandy returns just three positional players who started 50 percent of last season’s games (**Ty Duvall, Austin Martin and Harrison Ray**).

- ★ The Commodores lost 12 players to the 2019 MLB Draft, including all six draft-eligible pitchers, and two additional to graduation.
- ★ Vanderbilt welcomes 15 freshmen. The class was ranked tops nationally by Baseball America.

ON THE DOCKET: Vanderbilt has another challenging 56-game schedule for 2020. Its opponents produced a combined 123 MLB Draft selections and a 1,025-795-3 record in 2019.

- ★ The Commodores will face Michigan on opening weekend when the team begins action at the MLB4 Tournament (Feb. 14-16) in Scottsdale, Ariz.

ERA OF EXCELLENCE: Vanderbilt is the first school to reach the College World Series finals three times since the event moved to TD Ameritrade Park in 2011.

- ★ Vandy is the sixth school to reach the championship round three times in its first four College World Series appearances (Arizona State, Minnesota, Missouri, Texas and Wichita State).
- ★ Vanderbilt is the first school to win multiple titles (2014, 2019) at TD Ameritrade Park.

NATIONAL ACCLAIM: Vanderbilt has been recognized as the nation’s No. 2 program in D1Baseball.com’s bi-annual Top 100 rankings, the publication announced in September.

- ★ The Commodores, who trail only Florida in the rankings, were first in 2015 and second in 2017.

REWIND TO ‘19: Vanderbilt’s march to its second College World Series title in six seasons was a historic one.

- ★ The Commodores’ 59 victories were the most for a College World Series champion in three decades. The 59 wins also set an SEC record.
- ★ Vanderbilt set five single-season records in 2019 including home runs (100), RBIs (541), walks (339), runs (578) and strikeouts (765).
- ★ The 2019 Commodores joined the 1993 LSU Tigers as the only program to win the SEC regular season outright, SEC Tournament and national championship in the same season.

THE STREAK CONTINUES: Vanderbilt’s stretch of 14 consecutive NCAA Tournament appearances (2006-19) under head coach **Tim Corbin** is tied for the longest streak by a head coach in SEC history.

Coach	Streak	Start-End
Tim Corbin	14	2006-present
Dave Van Horn (Ark.)	14	2003-2015
Skip Bertman (LSU)	13	1989-2001
Rob Childress (A&M)	13	2007-present
Ray Tanner (USC)	13	2000-2012
Kevin O’Sullivan (UF)	12	2008-present

MOUND PRESENCE: Commodore returning pitchers went 34-6 with a 3.13 ERA in 374.0 innings a season ago.

- ★ The group accounted for 91% of saves, 62% of appearances, 61% of strikeouts, 58.5% of innings pitched and 47.9% of games started in 2019.

WHAT’S NEXT: Vanderbilt hosts its annual Black and Gold Series beginning next Thursday from Hawkins Field.

- ★ The three-game series begins Thursday at 5 p.m. Friday’s middle game is set for 5 p.m. and Sunday’s finale gets underway at noon.
- ★ The Commodores cap the fall with the Omaha Challenge, set for Nov. 18-22.

NO. 4, MR. TIM CORBIN: Head coach **Tim Corbin** is in his 18th season (2003-present) at the helm. Corbin has led the Commodores to 15 NCAA Tournaments, nine Super Regionals, four College World Series, two national titles (2014, 2019) and one national runner-up (2015).

- ★ Corbin is 740-354-1 (.676) at Vandy and became the program's all-time winningest coach with a 9-4 victory on March 4, 2018 against Houston.
- ★ Under Corbin, 48 players have been named an All-American including 14 who have received first-team recognition.
- ★ In the Corbin era, 24 players have gone on to play in the Major Leagues, the most in the SEC since 2003.

ARMS RACE: In 2019, Vanderbilt became the first NCAA program in history to have three Major League Baseball pitchers reach 200 strikeouts in the same season.

- ★ The trio included **Walker Buehler** (207), **Sonny Gray** (205) and **Mike Minor** (200).
- ★ Four NCAA programs have boasted two 200-plus strikeout pitchers in the same season (Southern Cal, Stetson, Texas and UCLA).

AUSTIN POWERS: Vanderbilt's **Austin Martin** stands as college baseball's No. 1 prospect for the 2020 MLB Draft according to Perfect Game.

- ★ The Top 125 list is highlighted by a national-best seven Doers including **Hugh Fisher** (No. 12), **Jake Eder** (No. 39), **Tyler Brown** (No. 49), **Mason Hickman** (No. 65), **Ethan Smith** (No. 92), and **Cooper Davis** (No. 113).

WELCOME TO THE HAWK: The Commodores have been tough to beat at Hawkins Field since the facility opened its gates in 2002. Vanderbilt boasts a 469-165-1 (.739) all-time record at its home including a 361-106-1 (.772) mark since the start of the 2007 season.

- ★ The Doers won all eight regular season home series in 2019 and won 6-of-7 in 2018. Vandy has won 54-of-66 three-game sets at The Hawk since 2011.

SEC RECORD DRAFT: Vandy matched an SEC record (2016 Texas A&M; 2018 Kentucky) and set a school record with 13 players selected in the 2019 MLB Draft.

Rd.	Name	Pos.	Team
1st	JJ Bleday	OF	Miami
6th	Drake Fellows	RHP	San Diego
9th	Philip Clarke	C	Toronto
9th	Ethan Paul	SS	Pittsburgh
10th	Stephen Scott	OF	Boston
13th	Zach King	LHP	Miami
13th	Jackson Gillis	LHP	Milwaukee
16th	Joe Gobillot	LHP	Tampa Bay
17th	AJ Franklin	LHP	Kansas City
17th	Patrick Raby	RHP	Cincinnati
17th	Pat DeMarco	OF	N.Y. Yankees
25th	Ty Duvall	C	Oakland
36th	Julian Infante	1B	Miami

REVENGE TOUR: Vanderbilt went 3-15 in 2018 against Belmont, Lipscomb, Florida, Auburn, MTSU, Tennessee Tech, South Carolina, Louisville and Missouri. The Doers went 20-1 vs. those teams in 2019 including a pair of wins vs. Louisville at the College World Series.

DE-FENSE: Vanderbilt finished atop the SEC and 10th in the nation with a .980 fielding percentage in 2019.

- ★ The school record for fielding percentage is .981 and was set in 2018 as the Doers finished fifth nationally.

MAJOR LEAGUE DOERS: In total, 15 former players made an MLB appearance in 2019, a mark that led the nation.

- ★ Shortstop **Dansby Swanson** (Atlanta) and starting pitcher **Walker Buehler** (L.A. Dodgers) represented Vanderbilt in the 2019 postseason.

#SENIORSZN: Vandy will rely, in part, on senior catcher **Ty Duvall** and senior infielder **Harrison Ray** in 2020.

- ★ The tandem has reached at least the NCAA Super Regionals in their first three seasons while helping the Commodores to a combined 130-63 record.

VANDERBILT RECORD WHEN...

2019

SEC Standing	1st, +2.0
SEC East Standing	1st, +2.0
Home/Road/Neutral	28-5/13-4/18-3
Day/Night	25-10/34-2
vs. RH/LH starters	40-6/19-6
Leading after 6 innings	54-3
Tied after 6 innings	3-0
Trailing after 6 innings	2-9
Leading after 7 innings	50-3
Tied after 7 innings	3-0
Trailing after 7 innings	4-9
Leading after 8 innings	51-2
Tied after 8 innings	2-1
Trailing after 8 innings	3-9
Vanderbilt scores first	41-4
Opponents score first	18-8
Shutouts	6-1
Scoring less than 3 runs	3-4
Scoring 3 to 5 runs	15-4
Scoring 6 or more runs	40-4
Vanderbilt hits HR/hit 0 HR	44-8/14-4
1-run/2-run games	7-3/4-2
Walk-offs	2-1
Extra innings (home/road/neutral)	2-1/0-0/0-0
Series openers/finales	14-0/8-6
Series W-L (home)	8-0
Series W-L (road)	3-2
Series W-L (neutral)	1-0
Series W-L (total)	12-2
Three-game sweeps (home/road)	6-0/0-0
Come-from-behind-wins	20

UPCOMING CAREER MILESTONES

Mason Hickman	200 Strikeouts (195)
Austin Martin	125 Games Played (124)
Harrison Ray	30 Stolen Bases (28)
Kumar Rocker	20 Appearances (19)
Ethan Smith	50 Strikeouts (47)

RETURNING TEAM LEADERS

Batting

Hits	Austin Martin (105)
Doubles	Austin Martin (19)
Triples	Austin Martin (4)
HR	Austin Martin (10)
RBI's	Austin Martin (46)
Runs	Austin Martin (87)
SB	Harrison Ray (21)
BB	Ty Duvall (42)
AVG	Austin Martin (.392)
OBP	Austin Martin (.486)
SLG	Austin Martin (.604)

Pitching

ERA (reliever, min. 15.0 IP)	Tyler Brown (2.19)
ERA (starter)	Mason Hickman (2.05)
Wins	Kumar Rocker (12)
Saves	Tyler Brown (17)
Appearances	Tyler Brown (31)
Starts	Kumar Rocker (16)
Innings (reliever)	Tyler Brown (49.1)
Innings (starter)	Kumar Rocker (99.2)
Strikeouts (reliever)	Tyler Brown (65)
Strikeouts (starter)	Mason Hickman (129)

VANDERBILT IN THE NATIONAL RANKINGS (2019)

DATE	BA	NCBWA	CB	USA	D1	PG
Preseason	1	1	2	2	1	3
Feb. 18	1	2	2	2	1	3
Feb. 25	1	2	2	2	1	3
March 4	1	1	2	1	1	2
March 11	1	1	4	2	1	2
March 18	5	5	6	6	8	6
March 25	4	4	5	5	6	5
April 1	3	3	5	4	5	4
April 8	6	7	6	7	7	7
April 15	6	5	6	5	6	6
April 22	5	4	5	4	5	5
April 29	3	2	2	2	4	4
May 6	2	2	2	2	3	2
May 13	2	2	2	2	2	2
May 20	2	2	2	2	2	2
May 27	2	2	2	2	2	2
June 3	--	--	2	--	--	--
June 10	--	--	1	--	--	--
FINAL	1	1	1	1	1	1

*For consistency, Vanderbilt uses the D1Baseball.com (D1) poll as its primary ranking.

UPCOMING SCHEDULE AND PROBABLE PITCHING MATCHUPS

DATE	OPPONENT	VANDERBILT STARTER	OPPOSING STARTER
Sun., Nov. 10	Michigan	TBD	TBD

BATTING NOTES

3 ★ Cooper Davis, OF L/R 5-10 185 lbs. Jr. Mississauga, Ontario

Year	avg	gp-gs	ab	r	h	2b	3b	hr	rbi	tb	slg%	bb	hbp	so	qdp	ob%	sf	sh	sb-att	po	a	e	fld%
2018	.182	9-3	11	3	2	0	0	0	4	2	.182	2	0	1	0	.286	1	0	1-1	3	0	0	1.000
2019	.331	35-31	121	26	40	7	2	0	19	51	.421	23	1	19	4	.441	0	5	6-7	53	1	0	1.000
TOTAL	.318	44-34	132	29	42	7	2	0	23	53	.402	25	1	20	4	.428	1	5	7-8	56	1	0	1.000

- ★ Reached base in 31 of his 35 appearances and logged a hit in 25 games a season ago
- ★ Batted .371 (13-for-35) with two outs and .365 (19-for-52) with runners on base in 2019
- ★ Reached base in his first 29 games of the season (Feb. 15-April 7) a season ago
- ★ Produced 10 multi-hit games between Feb. 20 and March 21, batting .394 (26-for-66)
- ★ Appeared in just three games after April 14, 2019 due to injury
- ★ Made three starts in nine games played in 2018 before suffering season-ending injury
- ★ First Vanderbilt player in the Tim Corbin era to hail from Canada ... Played for the Canadian Jr. National U18 Team in 2017
- ★ Drafted by the Toronto Blue Jays in the 25th round of the 2017 MLB Draft ... Played for the Toronto Blue Jays Tournament 12 team from 2013-2016

43 ★ Will Duff, UTL R/R 5-11 185 lbs. Fr. Springfield, Mo.

- ★ Started in center field against Oklahoma State on Oct. 26, going 1-for-3 with a pair of walks and runs
- ★ Ranked as the top shortstop in Missouri by Perfect Game
- ★ Played for the Albany Dutchmen in the Perfect Game Collegiate Baseball League last summer with fellow Vanderbilt freshman Parker Noland
- ★ Named a 2019 ABCA/Rawlings High School Third Team All-American

20 ★ Ty Duvall, C L/R 5-11 190 lbs. Sr. Lebanon, Ohio

Year	avg	gp-gs	ab	r	h	2b	3b	hr	rbi	tb	slg%	bb	hbp	so	qdp	ob%	sf	sh	sb-att	po	a	e	fld%
2017	.375	17-4	24	6	9	3	0	0	6	12	.500	6	1	6	1	.516	0	0	0-0	63	3	1	.985
2018	.270	31-15	63	13	17	3	1	3	10	31	.492	15	0	19	2	.405	1	0	1-1	152	11	1	.994
2019	.275	63-35	189	35	52	11	0	5	42	78	.413	42	6	46	1	.418	2	0	0-1	249	23	1	.996
TOTAL	.283	111-54	276	54	78	17	1	8	58	121	.438	63	7	71	4	.424	3	0	1-2	464	37	3	.994

- ★ Selected in the 25th round (pick 764) of the 2019 MLB Draft by the Oakland Athletics
- ★ Helped the Commodores to a 22-1 record in his 23 starts behind the plate in 2019 ... Logged 16 RBIs in his final 16 games and a hit in 15 of his final 20 games
- ★ Collected a combined five hits in the 2019 SEC Tournament semifinals and finals
- ★ Posted a 20-game on-base streak from April 16-May 22, 2019, batting .348 (23-for-66)
- ★ Made 15 starts and 31 appearances in 2018 as a reserve catcher ... Batted .270 while scoring 13 runs and collecting 10 RBIs
- ★ Team captain for Lebanon High School in 2014, 2015 and 2016 ... Perfect Game's No. 1-ranked Ohio recruit in 2016.
- ★ Helped Lebanon to Greater Western Ohio Conference South titles from 2014 to 2016
- ★ Played summer ball with Andrew Benintendi (Boston Red Sox) and Chuck Ghyssels (Toronto Blue Jays)

99 ★ Jayson Gonzalez, INF R/R 6-2 205 lbs. Jr. Covina, Calif.

Year	avg	gp-gs	ab	r	h	2b	3b	hr	rbi	tb	slg%	bb	hbp	so	qdp	ob%	sf	sh	sb-att	po	a	e	fld%
2018	.225	44-39	138	21	31	3	0	5	28	49	.355	11	1	56	4	.287	0	0	1-1	13	51	9	.877
2019	.357	25-13	56	14	20	2	0	1	10	25	.446	11	1	21	1	.471	0	0	2-2	8	21	5	.853
TOTAL	.263	69-52	194	35	51	5	0	6	38	74	.381	22	2	77	5	.344	0	0	3-3	21	72	14	.869

- ★ Started at third base against Oklahoma State (Oct. 26), finishing 2-for-3 with a solo home run and walk
- ★ Made 25 appearances and 13 starts in 2019, with all coming at third base ... Team-high .357 average among reserves with 50-plus at-bats
- ★ Totaled 25 bases in 25 games while posting a .471 on-base percentage with 11 walks in 2019
- ★ Registered seven multi-hit games and logged a hit in nine of his last 14 games in 2019
- ★ Batted .300 with 16 RBIs and three home runs over his first 19 games as a freshman in 2018
- ★ In 2018 was the only Commodore to produce multiple four-hit games, coming against UMass-Lowell (Feb. 24) and Austin Peay (Feb. 27)
- ★ Lettered four years at Bishop Amat High School in La Puente, Calif. ... Led squad to 2015 California State Championship
- ★ Team captain in 2016 and '17 for Bishop Amat ... 2017 All-American, All-State, All-San Gabriel Valley, and All-League selection
- ★ Father, Wallace, played baseball in the Atlanta Braves organization

BATTING NOTES CONTINUED

30 ★ Sterling Hayes, INF R/R 6-1 190 lbs. So. San Diego, Calif.

Year	avg	gp-gs	ab	r	h	2b	3b	hr	rbi	tb	slg%	bb	hbp	so	qdp	ob%	sf	sh	sb-att	po	a	e	fld%
2019	.000	5-0	2	2	0	0	0	0	0	0	.000	2	0	1	0	.500	0	0	0-0	2	2	0	1.000
TOTAL	.000	5-0	2	2	0	0	0	0	0	0	.000	2	0	1	0	.500	0	0	0-0	2	2	0	1.000

- ★ Started in left field against Oklahoma State (Oct. 26) ... Went 1-for-4
- ★ Made five appearances including three at shortstop and two at second base in 2019
- ★ Drew a walk and scored a run on Feb. 16 vs. Cal State Fullerton and March 5, 2019, vs. Davidson
- ★ Lettered four years in baseball and two in football at Francis Parker High School
- ★ Recognized as California's No. 16 shortstop in the class of 2018 (Perfect Game) ... first-team all-league all four years
- ★ Batted a career .318 including an impressive .475 on-base percentage across 124 games
- ★ Served as team captain as a junior and senior ... Recognized on the San Diego All-Academic Team all four years.

11 ★ Matt Hogan, OF L/R 6-0 190 lbs. So. Melville, N.Y.

Year	avg	gp-gs	ab	r	h	2b	3b	hr	rbi	tb	slg%	bb	hbp	so	qdp	ob%	sf	sh	sb-att	po	a	e	fld%
2019	.000	4-0	4	1	0	0	0	0	0	0	.000	1	0	2	0	.200	0	0	0-0	0	0	0	.000
TOTAL	.000	4-0	4	1	0	0	0	0	0	0	.000	1	0	2	0	.200	0	0	0-0	0	0	0	.000

- ★ Started in left field and center field vs. Oklahoma State (Oct. 26) ... Swatted a three-run home run and went 2-for-6 with three RBIs and two walks
- ★ Made four appearances, finishing 0-for-4 (.000) with a walk and run scored in 2019
- ★ Appeared in the outfield in three of his four games in 2019 ... Walked and scored a run against Davidson on March 5, 2019
- ★ Lettered five years in baseball at Half Hollow Hills East High School under coach Tim Belz ... Also lettered twice in soccer and twice in winter track
- ★ Ranked as New York's top outfielder and seventh overall player in the class of 2018 by Perfect Game
- ★ Holds the Half Hollow Hills East school record for home runs, RBIs and hits ... 51st recipient of the Carl Yastrzemski Award presented to Suffolk's top player
- ★ Batted .401 with 23 runs while posting a 4-1 record and a save as a senior ... Was a three-time all-conference honoree in baseball

34 ★ Spencer Jones, UTL L/L 6-7 205 lbs. Fr. Encinitas, Calif.

- ★ Started at first base and right field vs. Oklahoma State (Oct. 26) ... Went 3-for-8 (.375) with a walk and run scored
- ★ At 6-foot-7, Jones is the tallest player to play for head coach Tim Corbin since 2014 (Jared Miller, 6-foot-7)
- ★ Ranked as the top left-handed pitcher in California and second in the nation by Perfect Game in 2019
- ★ Ranked as the No. 78 overall player by Baseball America and 91st by Perfect Game among 2019 draft prospects
- ★ Drafted in the 31st round of the 2019 MLB Draft by the Los Angeles Angels
- ★ Played in the 2018 Perfect Game All-American Classic, pitching one scoreless inning while also picking up a single and a stolen base at the plate

12 ★ Dominic Keegan, UTL R/R 6-0 210 lbs. So. Methuen, Mass.

Year	avg	gp-gs	ab	r	h	2b	3b	hr	rbi	tb	slg%	bb	hbp	so	qdp	ob%	sf	sh	sb-att	po	a	e	fld%
2019	.227	15-0	22	3	5	1	0	0	1	6	.273	2	1	6	0	.320	0	0	0-0	12	3	0	1.000
TOTAL	.227	15-0	22	3	5	1	0	0	1	6	.273	2	1	6	0	.320	0	0	0-0	12	3	0	1.000

- ★ Started at catcher and first base against Oklahoma State (Oct. 26) ... Swatted a three-run home run and went 4-for-8 with three runs and as many RBIs
- ★ Made 15 appearances including seven at catcher and five at designated hitter in 2019
- ★ Over his last eight games of 2019, batted .333 (5-for-15) with three runs and an RBI
- ★ Made his first appearance at catcher on March 5, 2019 vs. Davidson ... Reached base for the first time (HBP) in Game 2 on Feb. 24 against Pepperdine
- ★ Lettered four years in baseball at Central Catholic High School (Massachusetts) ... Also lettered in basketball three years in high school
- ★ Ranked as the top catcher in Massachusetts and 14th nationally from the class of 2018 by Perfect Game ... Named all-conference all four years
- ★ Led the Raiders to four-straight MVC large titles ... Batted .402 (112 for 278) with 75 runs, 69 RBIs and 39 extra-base hits for his high school career
- ★ As a senior, Keegan batted an area-best .463 (38 for 82), with a .546 OBP, .768 slugging, a team-high 19 RBIs and an area-leading 30 runs

49 ★ Ryan Keenan, UTL L/L 5-10 165 lbs. Fr. Lighthouse Point, Fla.

- ★ Went 0-for-1 as a pinch hitter against Oklahoma State (Oct. 26)
- ★ Played in the 2018 17U Perfect Game World Series, earning all-tournament honors
- ★ Helped lead Calvary Christian Academy to back-to-back Region 4-4A Florida State Championships in 2018 and 2019
- ★ Ranked as the No. 14 outfielder and 89th overall prospect in Florida for the class of 2019 by Perfect Game
- ★ Played with fellow freshman CJ Rodriguez over the summer for the DiamondDawgs in the Perfect Game Collegiate Baseball League

BATTING NOTES CONTINUED

10 ★ T.J. McKenzie, IF **R/R** **6-1** **160 lbs.** **Fr.** **Loxahatchee, Fla.**

- ★ Went 1-for-1 (single) as a pinch hitter against Oklahoma State on Oct. 26
- ★ Drafted by the St. Louis Cardinals in the 39th round of the 2019 MLB Draft
- ★ Third-ranked shortstop and 10th overall player in Florida according to Perfect Game ... Tabbed the 16th-ranked shortstop nationally by the publication
- ★ Older brother, Triston, also committed to Vanderbilt before being drafted by the Cleveland Indians with the 42nd overall pick in 2015 – he is now playing for the Class-A Advanced Lynchburg Hillcats in the Indians' system
- ★ Lettered two years in basketball at The Benjamin School

25 ★ Parker Noland, IF **L/R** **6-1** **195 lbs.** **Fr.** **Knoxville, Tenn.**

- ★ Started at third base and finished 2-for-6 with a team-best four RBIs alongside two walks vs. Oklahoma State on Oct. 26
- ★ Drafted by the Miami Marlins in the 31st round of the 2019 MLB Draft
- ★ Second-ranked third baseman and 12th overall player in Tennessee according to Perfect Game ... Also 25th ranked third baseman nationally by PG.
- ★ Hit .464 with seven home runs, 44 RBIs and 46 runs as a senior to help lead Farragut High School to its 10th Class AAA state championship

2 ★ Harrison Ray, INF **R/R** **5-11** **190 lbs.** **Sr.** **Longwood, Fla.**

Year	avg	gp-gs	ab	r	h	2b	3b	hr	rbi	tb	slg%	bb	hbp	so	gdp	ob%	sf	sh	sb-att	po	a	e	fld%
2017	.244	32-17	78	16	19	2	1	1	12	26	.333	11	1	20	4	.333	3	0	2-5	16	7	1	.958
2018	.242	42-22	91	13	22	4	3	1	14	35	.385	6	3	26	2	.307	1	0	5-6	28	33	6	.910
2019	.276	66-64	232	50	64	18	2	2	38	92	.397	30	4	73	2	.358	8	7	21-24	92	118	8	.963
TOTAL	.262	140-103	401	79	105	24	6	4	64	153	.382	47	8	119	8	.342	12	7	28-35	136	158	15	.951

- ★ Started at shortstop and designated hitter vs. Oklahoma State on Oct. 26 ... Went 2-for-8 with two runs and a walk
- ★ Team leader with 21 stolen bases in 24 attempts in 2019
- ★ Set an SEC Tournament championship game record with three doubles vs. Ole Miss
- ★ Logged 17 multi-hit games and seven multi-RBI games in 2019 ... Finished second on the team with nine doubles in SEC games
- ★ Closed his season with an 11-game on-base streak, drawing 12 walks in that span
- ★ Recorded three hits, two runs and two RBIs in the College World Series finals
- ★ In 2018, made 22 starts at four different positions in 42 appearances, batting .242
- ★ Thirteen starts at third base, five starts at center field, two starts at left field, and two starts at right field in 2018
- ★ Tied team-high four runs and five hits while batting .385 at 2018 NCAA Nashville Super Regional

5 ★ CJ Rodriguez, C **R/R** **5-10** **185 lbs.** **Fr.** **Newport Beach, Calif.**

- ★ Made the start at catcher vs. Oklahoma State on Oct. 26 ... Went 0-for-2 and drew a pair of walks
- ★ Fourth-ranked catcher in California and 23rd ranked catcher nationally in the class of 2019 according to Perfect Game
- ★ All-tournament at the 2018 WWBA World Championship, 2018 Ways to Play Powered by MLB & Perfect Game and 2018 17U Perfect Game World Series
- ★ Played with teammate and fellow freshman Ryan Keenan for the DiamondDawgs in the 2019 summer Perfect Game Collegiate Baseball League
- ★ Participated in the 2018 Dream Series operated by Major League Baseball and USA Baseball alongside teammate Kumar Rocker

55 ★ Maxwell Romero Jr., C **L/R** **6-0** **185 lbs.** **Fr.** **Miramar, Fla.**

- ★ Drafted by the Cincinnati Reds in the 38th round of the 2019 MLB Draft
- ★ Top-ranked catcher in Florida and ninth ranked catcher in the country according to Perfect Game – 17th overall in Florida and 110 overall nationally
- ★ Played in the Perfect Game 2019 World Showcase earning spots on the Rawlings Top Prospect List and Top Prospect Team
- ★ 2019 First Team All-American catcher; 7A-15 Player of the Year, Hitter of the Year, All-District Team catcher for Pembroke Pines Charter in Florida

BATTING NOTES CONTINUED

8 ★ Isaiah Thomas, OF		R/R		6-2		190 lbs.		So.		Palm Beach Gardens, Fla.													
Year	avg	gp-gs	ab	r	h	2b	3b	hr	rbi	tb	slg%	bb	hbp	so	gdp	ob%	sf	sh	sb-att	po	a	e	fld%
2019	.368	21-6	38	9	14	3	0	3	10	26	.684	1	2	12	0	.405	1	0	1-1	25	0	0	1.000
TOTAL	.368	21-6	38	9	14	3	0	3	10	26	.684	1	2	12	0	.405	1	0	1-1	25	0	0	1.000

- ★ Produced four multi-hit games and two multi-RBI games in 2019
- ★ Recorded a career-high five RBIs, four hits and two homers April 30, 2019 vs. Tennessee Tech
- ★ In an eight-game span from April 9-30, 2019, batted .433 (13-for-30) with 10 RBIs and eight runs
- ★ Batted .320 (8-for-25) with runners and hit .313 (5-for-16) with two outs in 2019
- ★ Lettered four years in baseball at The Benjamin School (Florida)
- ★ Ranked as the No. 26 overall outfielder nationally in the class of 2018 by Perfect Game ... 2018 Rawlings-Perfect Game 3rd Team All-American
- ★ Batted .490 with 34 RBIs, eight home runs and 16 stolen bases as a senior
- ★ His second cousin (dad's side) is five-time NBA Champion and former San Antonio Spurs legend, Tim Duncan

9 ★ Carter Young, IF		S/R		6-0		177 lbs.		Fr.		Selah, Wash.											
----------------------	--	-----	--	-----	--	----------	--	-----	--	--------------	--	--	--	--	--	--	--	--	--	--	--

- ★ Started at second base and shortstop against Oklahoma State on Oct. 26 ... Went 0-for-6 with a walk and run scored
- ★ Named a 2018 Under Armour All-American
- ★ The only underclassman on the gold-medal winning 18U USA National Team
- ★ Led Selah (Wash.) High School to the 2A state championship ... Gatorade Player of the Year for baseball in Washington in 2018
- ★ Top-ranked shortstop and fourth overall prospect in Washington for class of 2019 according to Perfect Game ... 26th-ranked shortstop nationally per PG.

PITCHING NOTES

21 ★ Tyler Brown, RHP **R/R** **6-4** **242 lbs.** **Jr.** **Ashland, Ohio**

Year	era	w-l	app	gs	cq	sho	sv	ip	h	r	er	bb	so	2b	3b	hr	bf	bavq	wp	hbp	bk	sfa	sha
2018	6.03	1-5	20	2	0	0/0	3	37.1	42	26	25	11	41	8	0	3	165	.286	2	4	0	2	1
2019	2.19	3-1	31	0	0	0/3	17	49.1	35	13	12	9	65	6	1	1	192	.193	3	0	0	1	1
TOTAL	3.84	4-6	51	2	0	0/3	20	86.2	77	39	37	20	106	14	1	4	357	.235	5	4	0	3	2

- ★ Tossed one hitless inning of relief, striking out one, vs. Oklahoma State on Oct. 26
- ★ 2019 First-Team All-SEC relief pitcher ... Collegiate Baseball Second-Team All-American ... Perfect Game First-Team All-American
- ★ Set Vanderbilt's single-season saves record with 17 in 2019 ... His 17 saves led the SEC and ranked second nationally
- ★ Did not allow a run in 15 of his last 16 appearances including five straight (8.2 innings)
- ★ Enters 2020 second in Vandy career saves with 20, trailing Brian Miller's (2012-14) 26
- ★ Did not allow a run in 27 of his 31 appearances and fanned multiple batters 18 times
- ★ Recorded three saves and did not allow a run in 7.2 innings at the College World Series
- ★ Limited opponents to a .229 average in six NCAA Tournament appearances
- ★ In 2018, recorded the third-most appearances on the mound among Vanderbilt pitchers (20)
- ★ Drafted by the Cincinnati Reds in the 26th round of the 2017 MLB Draft after lettering four years at Olentangy Orange High School (Ohio)
- ★ Helped the Pioneers to its first Ohio State Baseball Tournament appearance in school history as a senior

43 ★ Michael Doolin, RHP **L/R** **6-3** **200 lbs.** **Fr.** **Hendersonville, Tenn.**

- ★ Allowed two hits and a run while striking out a pair in relief on Oct. 26 against Oklahoma State.
- ★ Ranked as the Indiana 2019 Player of the Year, and led Andrean High School to a 36-1 record
- ★ Won two state championships in high school, including setting a program record with 15 strikeouts in the final
- ★ Undrafted in the 2019 MLB Draft, but highly scouted by numerous teams
- ★ Played in the 2018 WWBA 2019 Grads or 17U National Championship

39 ★ Jake Eder, LHP **L/L** **6-4** **210 lbs.** **Jr.** **Ocean Ridge, Fla.**

Year	era	w-l	app	gs	cq	sho	sv	ip	h	r	er	bb	so	2b	3b	hr	bf	bavq	wp	hbp	bk	sfa	sha
2018	5.45	1-4	11	9	0	0/0	0	33.0	25	22	20	22	37	5	0	4	147	.210	4	1	0	2	3
2019	2.97	2-0	19	0	0	0/1	4	39.1	28	18	13	16	41	7	0	2	162	.200	2	2	0	1	3
TOTAL	4.11	3-4	30	9	0	0/1	4	72.1	53	40	33	38	78	12	0	6	309	.205	6	3	0	3	6

- ★ Tossed two scoreless innings, striking out four while permitting two walks and a hit against Oklahoma State on Oct. 26
- ★ Nation's No. 38-ranked sophomore (Perfect Game) ... SEC's No. 21-ranked prospect for the 2020 MLB Draft (D1Baseball)
- ★ Second among Vanderbilt relievers with a 2.97 ERA and 39.1 innings pitched
- ★ Notched three-inning save to help Commodores capture 2019 College World Series title
- ★ Logged 11 multi-inning outings including five frames at Georgia on April 6, 2019
- ★ Limited opponents to a .190 average (12-for-63) with runners aboard in 2019
- ★ Held opponents to three runs or fewer in seven of his nine starts in 2018 ... Struck out 37 batters across 33 innings.
- ★ Drafted by the New York Mets in the 34th round of the 2017 MLB Draft after lettering three years at Delray Beach Atlantic High School (Florida).

32 ★ Hugh Fisher, LHP **R/L** **6-5** **185 lbs.** **Jr.** **Eads, Tenn.**

Year	era	w-l	app	gs	cq	sho	sv	ip	h	r	er	bb	so	2b	3b	hr	bf	bavq	wp	hbp	bk	sfa	sha
2018	1.93	2-0	8	0	0	0/0	0	9.1	6	5	2	6	8	0	0	0	39	.194	2	2	0	0	0
2019	4.41	2-0	22	0	0	0/2	4	34.2	31	18	17	21	46	5	1	2	164	.231	7	8	0	1	0
TOTAL	3.89	4-0	30	0	0	0/2	4	44.0	37	23	19	27	54	5	1	2	203	.224	9	10	0	1	0

- ★ Nation's No. 17-ranked sophomore (Perfect Game) ... SEC's No. 27-ranked prospect for the 2020 MLB Draft (D1Baseball).
- ★ Tied for second on the team in 2019 (Zach King) with 22 appearances ... Held foes to a .195 average (16-for-82) with runners aboard
- ★ Did not allow a run in 12 of his first 16 appearances (Feb. 16-May 10) ... Allowed just two extra-base hits in his last 11 outings (13.2 innings)
- ★ Made eight relief appearances, posting a 1.94 ERA in 2018 ... Limited opponents to a .194 batting average in 9.1 innings while striking out eight.
- ★ Named a Rawlings-Perfect Game Second-Team All-American as a senior at Briarcrest Christian High School (Eads, Tenn.).

PITCHING NOTES CONTINUED

44 ★ Mason Hickman, RHP **R/R** **6-6** **230 lbs.** **Jr.** **Hendersonville, Tenn.**

Year	era	w-l	app	qs	cq	sho	sv	ip	h	r	er	bb	so	2b	3b	hr	bf	bavq	wp	hbp	bk	sfa	sha
2018	5.21	8-2	16	13	1	1/0	0	74.1	71	45	43	30	66	14	1	10	319	.254	4	3	2	5	2
2019	2.05	9-0	20	13	0	0/1	3	96.2	64	24	22	28	129	20	1	7	386	.183	3	6	0	2	0
TOTAL	3.42	17-2	36	26	1	1/1	3	171.0	135	69	65	58	195	34	2	17	705	.215	7	9	2	7	2

- ★ Struck out nine-plus batters in five of his final six starts ... Finished 13th nationally in strikeouts (129) and 20th in WHIP (0.95)
- ★ Notched CWS-clinching victory, fanning 10 Michigan batters while allowing one run in six innings
- ★ His 2.05 ERA ranked fourth in the SEC and 24th nationally ... Allowed two-or-fewer runs in 12 of his last 13 starts
- ★ Produced a team-high scoreless inning streak of 25 from Feb. 24-April 2
- ★ Helped send Vandy to the CWS finals behind six scoreless innings June 21 vs. Louisville
- ★ Sunday starter who was named a Freshman All-American by Collegiate Baseball in 2018 ... Tied for third nationally among freshmen with eight victories.
- ★ Was one of three SEC freshmen to post a shutout in 2018, doing so with a seven-inning complete game victory against LSU on March 25.
- ★ During senior season at Pope John Paul II High School (Hendersonville, Tenn.) was named All-State, All-Region, and Tennessee Mr. Baseball Finalist.

40 ★ Sam Hliboki, RHP **L/R** **6-3** **185 lbs.** **Fr.** **Los Angeles, Calif.**

- ★ Did not allow a hit in a scoreless relief inning, alongside one strikeout, on Oct. 26 against Oklahoma State
- ★ Was named a 2018 Los Angeles Times All-Star ... Played in the 2018 National Showcase at Tropicana Field in St. Petersburg, Fla.
- ★ His high school, Harvard-Westlake, was ranked No. 17 in MaxPreps' 2019 Preseason Top 100
- ★ Named a 2019 All-USA Preseason team member, by USA Today

45 ★ Chance Huff, RHP **R/R** **6-4** **210 lbs.** **So.** **Niceville, Fla.**

Year	era	w-l	app	qs	cq	sho	sv	ip	h	r	er	bb	so	2b	3b	hr	bf	bavq	wp	hbp	bk	sfa	sha
2019	6.38	2-0	8	4	0	0/0	0	18.1	16	13	13	16	21	7	0	0	89	.229	5	2	1	1	0
TOTAL	6.38	2-0	8	4	0	0/0	0	18.1	16	13	13	16	21	7	0	0	89	.229	5	2	1	1	0

- ★ Earned the win against Oklahoma State on Oct. 26, tossing two scoreless relief appearances while permitting just one hit.
- ★ Went 2-0 with a 6.38 ERA across eight appearances and four starts in 2019
- ★ Fanned 21 batters in 18.1 innings including a career-high seven March 5 vs. Davidson
- ★ Did not allow an extra-base hit in his last four outings after permitting three on March 5
- ★ Lettered four years in baseball at Niceville High School (Florida) ... Named 2018 Rawlings-Perfect Game Honorable Mention All-American
- ★ Ranked as Florida's No. 18 right-handed pitcher and No. 46 overall player in the class of 2018 by Perfect Game
- ★ Tossed a no-hitter while striking out 12 batters against South Walton as a senior ... Team-high 74 strikeouts in 48 innings with a 1.90 ERA as a junior
- ★ Named among Top 45 pitchers headed to college per Baseball America ... Served as team captain his senior year

33 ★ Erik Kaiser, RHP **R/R** **6-5** **205 lbs.** **Jr.** **Waterloo, Ill.**

Year	era	w-l	app	qs	cq	sho	sv	ip	h	r	er	bb	so	2b	3b	hr	bf	bavq	wp	hbp	bk	sfa	sha
2019	12.00	0-0	1	1	0	0/0	0	3.0	4	4	4	0	4	0	1	1	14	.308	0	1	0	0	0
TOTAL	12.00	0-0	1	1	0	0/0	0	3.0	4	4	4	0	4	0	1	1	14	.308	0	1	0	0	0

- ★ Tossed a hitless inning of work in relief on Oct. 26 against Oklahoma State
- ★ Made his first collegiate start on March 6, 2019 vs. ETSU, allowing four runs on four hits while striking out four
- ★ Made two scoreless appearances during his freshman campaign in 2018 ... Struck out one and did not allow a base runner at Long Beach St. (March 7)
- ★ Lettered three years in baseball and played varsity basketball at Waterloo High School (Illinois)
- ★ Named Rawlings-Perfect Game Honorable Mention and All-USA Today Second-Team All-State as a senior

49 ★ Ryan Keenan, LHP **L/L** **5-10** **165 lbs.** **Fr.** **Lighthouse Point, Fla.**

- ★ Went 0-for-1 as a pinch hitter against Oklahoma State (Oct. 26)
- ★ Played in the 2018 17U Perfect Game World Series, earning all-tournament honors
- ★ Helped lead Calvary Christian Academy to back-to-back Region 4-4A Florida State Championships in 2018 and 2019
- ★ Ranked as the No. 14 outfielder and 89th overall prospect in Florida for the class of 2019 by Perfect Game
- ★ Played with fellow freshman CJ Rodriguez over the summer for the DiamondDawgs in the Perfect Game Collegiate Baseball League

PITCHING NOTES CONTINUED

22 ★ Jack Leiter, RHP **R/R** **6-1** **195 lbs.** **Fr.** **Summit, N.J.**

- ★ Earned the start against Oklahoma State on Oct. 26 ... Tossed two scoreless frames, striking out four while allowing two hits
- ★ Selected by the New York Yankees in the 20th round of the 2019 MLB Draft
- ★ Ranked as the nation's No. 15 overall high school player and New Jersey's best player in 2019 by Perfect Game
- ★ Selected to play in the 2018 Perfect Game All-American Classic
- ★ Son of Al Leiter – a left-handed pitcher who played for three teams over 19 seasons in the MLB, piling up 1,974 strikeouts, 162 wins, three World Series championships and a no-hitter on May 11, 1996, for the Florida Marlins against the Colorado Rockies
- ★ Thirty-four years after his father, Al, threw back-to-back no-hitters for Central Regional High School in Bayville, New Jersey, Jack threw a no-hitter in 2018 for Delbarton to advance to the NJSIAA Non-Public A, North championship

29 ★ Nick Maldonado, RHP **R/R** **6-2** **195 lbs.** **Fr.** **Short Hills, N.J.**

- ★ Allowed two hits and a run in one inning of relief work against Oklahoma State on Oct. 26
- ★ Ranked as the No. 3 overall player in the state of New Jersey and the No. 2 shortstop in the state in 2019 according to Perfect Game
- ★ Named to Rawlings-Perfect Game Senior Preseason All-American Third Team in 2019
- ★ Threw a no-hitter with 11 strikeouts as a junior to lead Seton Hall Prep to the quarterfinals of the Non-Public A in New Jersey in 2018

35 ★ Chris McElvain, RHP **R/R** **6-1** **195 lbs.** **Fr.** **Thompson Station, Tenn.**

- ★ Allowed two hits and a run while striking out another in one inning of relief work against Oklahoma State on Oct. 26
- ★ Ranked the top catcher in Tennessee and third overall player in the state
- ★ Earned 2019 ABCA/Rawlings first team high school all-American honors as a pitcher
- ★ Won a gold medal as part of the 15 and under USA baseball team at the Pan American Games in Mexico in 2015
- ★ Played for the South Nashville team in the 2013 Little League World Series ... team was eliminated in the loser's bracket semifinals

50 ★ Luke Murphy, RHP **R/R** **6-5** **175 lbs.** **R-Fr.** **Cross Plains, Tenn.**

- ★ Tossed a scoreless inning, striking out a batter to strand the bases loaded on Oct. 26 against Oklahoma State
- ★ Redshirted in 2019 after undergoing Tommy John surgery
- ★ Product of East Robertson High School in Cross Plains, Tenn. ... Also lettered four years in basketball and one in golf
- ★ Tennessee's No. 4 right-handed pitcher and eighth overall player in the class of 2018 according to Perfect Game
- ★ Cousin, Will Clinard, was a three-time letter-winner for Vanderbilt baseball from 2010-12
- ★ Father, Neil played baseball at Austin Peay ... Uncle, Seth Massey, played baseball at Austin Peay

80 ★ Kumar Rocker, RHP **R/R** **6-4** **255 lbs.** **So.** **Athens, Ga.**

Year	era	w-l	app	qs	cq	sho	sv	ip	h	r	er	bb	so	2b	3b	hr	bf	bavg	wp	hbp	bk	sfa	sha
2019	3.25	12-5	19	16	1	1/0	0	99.2	88	40	36	21	114	18	2	2	414	.233	7	7	5	3	6
TOTAL	3.25	12-5	19	16	1	1/0	0	99.2	88	40	36	21	114	18	2	2	414	.233	7	7	5	3	6

- ★ Struck out three batters and allowed one hit across two scoreless innings against Oklahoma State on Oct. 26
- ★ 2019 College World Series Most Outstanding Player after going 2-0 with a 1.46 ERA
- ★ 2019 SEC All-Freshman Team ... Nation's top-ranked freshman (Perfect Game) ... SEC's No. 3-ranked prospect for the 2021 MLB Draft (D1Baseball).
- ★ NCAA Nashville Regional All-Tournament Team ... Second-highest rated high school right-handed pitcher in the 2018 MLB Draft by MLB.com.
- ★ Set a Vanderbilt College World Series record with 11 strikeouts vs. Michigan
- ★ Struck out 19 batters and tossed Vanderbilt's first individual no-hitter since 1971 as part of a 3-0 victory against Duke in the super regionals
- ★ Became the first pitcher to throw a no-hitter in the super regionals and eighth to do so in the NCAA Tournament
- ★ Went 10-1 with a 2.17 ERA in his last 11 starts, striking out 82 in 70.2 innings
- ★ Fanned five-plus batters in 14 of his last 15 starts and six-plus in 11 of his last 14 starts
- ★ In four NCAA Tournament starts, went 4-0 with a 0.96 ERA alongside a 44-5 strikeout-to-walk ratio
- ★ Held opponents to three earned runs or fewer in 18 of his last 19 appearances
- ★ Honored as the 2017-18 Gatorade Georgia Baseball Player of the Year... Tabbed an Under Armour All-American
- ★ Lettered four years in baseball and two years in football at North Oconee High School (Athens, Ga.).
- ★ Father, Tracy, played college football at Auburn and was the first SEC player to win both the Lombardi Award and the Outland Trophy

2019 REGULAR SEASON DAY-BY-DAY

GM#	DATE	D/N	OPPONENT	SCORE	REC.	SEC REC.	GA/GB	PITCHER OF RECORD	ATTEND.	TIME
1	2/15	N	Virginia#	W, 15-9	1-0	0-0	--	Chance Huff (1-0)	1,747	4:04
2	2/16	D	Cal State Fullerton#	W, 14-9	2-0	0-0	--	Patrick Raby (1-0)	2,176	3:26
3	2/17	D	TCU#	L, 10-2	2-1	0-0	--	Kumar Rocker (0-1)	1,738	3:11
4	2/20	D	EVANSVILLE	W, 5-4	3-1	0-0	--	Hugh Fisher (1-0)	2,665	3:32
5	2/24	D	PEPPERDINE	W, 6-3	4-1	0-0	--	Drake Fellows (1-0)	2,837	2:56
6	2/24	D	PEPPERDINE	W, 6-2	5-1	0-0	--	Kumar Rocker (1-1)	--	2:49
7	2/26	D	SE MISSOURI ST.	W, 11-3	6-1	0-0	--	Ethan Smith (1-0)	2,700	3:20
8	2/27	D	AUSTIN PEAY	L, 7-6 (10)	6-2	0-0	--	Jackson Gillis (0-1)	2,726	4:32
9	3/1	D	DAYTON	W, 11-3	7-2	0-0	--	Drake Fellows (2-0)	2,745	3:30
10	3/2	D	DAYTON	W, 5-1	8-2	0-0	--	Patrick Raby (2-0)	2,819	2:54
11	3/2	D	DAYTON	W, 2-0	9-2	0-0	--	Ethan Smith (2-0)	--	2:30
12	3/5	D	DAVIDSON	W, 24-2	10-2	0-0	--	Chance Huff (2-0)	2,776	3:26
13	3/6	D	ETSU	W, 12-4	11-2	0-0	--	Jackson Gillis (1-1)	2,665	2:58
14	3/8	D	ILLINOIS ST.	W, 10-4	12-2	0-0	--	Drake Fellows (3-0)	2,694	3:16
15	3/10	D	ILLINOIS ST.	W, 9-1	13-2	0-0	--	Patrick Raby (3-0)	2,866	2:52
16	3/10	D	ILLINOIS ST.	L, 7-3	13-3	0-0	--	Zach King (0-1)	--	3:13
17	3/12	N	SAMFORD	W, 11-6	14-3	0-0	--	Mason Hickman (1-0)	2,823	3:28
18	3/15	N	at Texas A&M*	W, 7-4	15-3	1-0	--	Drake Fellows (4-0)	5,774	3:37
19	3/16	D	at Texas A&M*	L, 8-7	15-4	1-1	1.0 GB	Zach King (0-2)	7,104	3:46
20	3/17	D	at Texas A&M*	L, 7-0	15-5	1-2	2.0 GB	Kumar Rocker (1-2)	5,385	2:32
21	3/19	N	vs. Belmont^	W, 3-0	16-5	1-2	2.0 GB	Mason Hickman (2-0)	1,032	2:54
22	3/21	N	FLORIDA*	W, 5-0	17-5	2-2	1.5 GB	Drake Fellows (5-0)	3,191	2:31
23	3/22	N	FLORIDA*	W, 15-2	18-5	3-2	1.5 GB	Patrick Raby (4-0)	3,626	3:22
24	3/23	D	FLORIDA*	W, 14-2	19-5	4-2	1.0 GB	Kumar Rocker (2-2)	3,626	2:54
25	3/26	N	vs. Lipscomb^	W, 15-1	20-5	4-2	1.0 GB	Mason Hickman (3-0)	1,277	3:01
26	3/29	N	TENNESSEE*	W, 4-2	21-5	5-2	1.0 GB	Drake Fellows (6-0)	3,626	3:19
27	3/30	N	TENNESSEE*	W, 10-4	22-5	6-2	0.5 GB	Patrick Raby (5-0)	3,512	3:01
28	3/31	D	TENNESSEE*	L, 7-6	22-6	6-3	1.0 GB	Kumar Rocker (2-3)	3,563	3:09
29	4/2	N	WESTERN KY.	W, 5-4 (10)	23-6	6-3	1.0 GB	Ethan Smith (3-0)	2,877	3:20
30	4/5	N	at Georgia*	W, 3-2 (11)	24-6	7-3	--	Tyler Brown (1-0)	3,188	3:40
31	4/6	D	at Georgia*	L, 8-3	24-7	7-4	1.0 GB	Patrick Raby (5-1)	3,117	2:57
32	4/7	D	at Georgia*	L, 3-1	24-8	7-5	2.0 GB	Kumar Rocker (2-4)	3,045	2:32
33	4/9	N	at MTSU	W, 15-3	25-8	7-5	2.0 GB	Mason Hickman (4-0)	2,557	3:34
34	4/12	N	ARKANSAS*	W, 3-2	26-8	8-5	1.0 GB	Drake Fellows (7-0)	3,465	2:24
35	4/13	N	ARKANSAS*	W, 12-2	27-8	9-5	0.5 GB	Kumar Rocker (3-4)	3,305	2:27
36	4/14	D	ARKANSAS*	L, 14-12	27-9	9-6	1.0 GB	Tyler Brown (1-1)	3,488	4:01
37	4/16	N	INDIANA ST.	W, 7-1	28-9	9-6	1.0 GB	Mason Hickman (5-0)	2,810	2:57
38	4/19	N	at Alabama*	W, 7-4	29-9	10-6	1.5 GB	Drake Fellows (8-0)	2,862	3:04
39	4/20	N	at Alabama*	W, 13-5	30-9	11-6	1.5 GB	Kumar Rocker (4-4)	3,609	3:14
40	4/21	D	at Alabama*	W, 2-0	31-9	12-6	1.0 GB	Patrick Raby (6-1)	3,006	2:53
41	4/25	N	AUBURN*	W, 12-6	32-9	13-6	0.5 GB	Drake Fellows (9-0)	3,050	4:22
42	4/26	N	AUBURN*	W, 5-2	33-9	14-6	+0.5	Kumar Rocker (5-4)	3,534	3:10
43	4/27	D	AUBURN*	W, 9-5	34-9	15-6	--	Patrick Raby (7-1)	3,626	3:04
44	4/30	N	TENNESSEE TECH	W, 21-10	35-9	15-6	--	Mason Hickman (6-0)	3,191	4:13
45	5/3	N	at South Carolina*	W, 22-11	36-9	16-6	--	Ethan Smith (4-0)	6,570	4:25
46	5/4	N	at South Carolina*	W, 9-3	37-9	17-6	--	Kumar Rocker (6-4)	--	2:34
47	5/5	D	at South Carolina*	W, 6-2	38-9	18-6	+1.0	Patrick Raby (8-1)	7,027	2:35
48	5/7	N	at Louisville	W, 6-2	39-9	18-6	+1.0	AJ Franklin (1-0)	3,239	3:39
49	5/10	N	MISSOURI*	W, 5-2	40-9	19-6	+0.5	Drake Fellows (10-0)	3,626	2:46
50	5/11	D	MISSOURI*	L, 5-2	40-10	19-7	+0.5	Kumar Rocker (6-5)	3,262	3:08
51	5/12	D	MISSOURI*	W, 7-2	41-10	20-7	+1.0	Patrick Raby (9-1)	3,154	2:59
52	5/14	N	MTSU	W, 5-2	42-10	20-7	+1.0	Mason Hickman (6-0)	3,525	3:06
53	5/16	N	at Kentucky*	W, 16-10	43-10	21-7	+1.0	Hugh Fisher (2-0)	3,649	3:43
54	5/17	N	at Kentucky*	W, 12-4	44-10	22-7	+2.0	Kumar Rocker (7-5)	4,491	3:07
55	5/18	D	at Kentucky*	W, 7-4	45-10	23-7	+2.0	Tyler Brown (2-1)	4,249	3:57
56	5/22	D	vs. Auburn%	W, 11-1	46-10	23-7	+2.0	Mason Hickman (7-0)	--	3:14
57	5/23	N	vs. Mississippi State%	W, 1-0	47-10	23-7	+2.0	Drake Fellows (11-0)	8,620	2:59
58	5/25	D	vs. LSU%	W, 13-4	48-10	23-7	+2.0	Kumar Rocker (8-5)	12,872	3:25
59	5/26	D	vs. Ole Miss	W, 11-10	49-10	23-7	+2.0	Tyler Brown (2-1)	10,497	4:22
60	5/31	D	vs. Ohio State\$	W, 8-2	50-10	23-7	+2.0	Drake Fellows (12-0)	3,626	3:04
61	6/1	N	vs. Indiana State\$	W, 8-5	51-10	23-7	+2.0	Kumar Rocker (9-5)	3,626	3:08
62	6/2	N	vs. Indiana State\$	W, 12-1	52-10	23-7	+2.0	Mason Hickman (8-0)	3,626	3:08
63	6/7	N	vs. Duke@	L, 18-5	52-11	23-7	+2.0	Drake Fellows (12-1)	3,626	4:09
64	6/8	N	vs. Duke@	W, 3-0	53-11	23-7	+2.0	Kumar Rocker (10-5)	3,626	2:56
65	6/9	D	vs. Duke@	W, 13-2	54-11	23-7	+2.0	Patrick Raby (10-1)	3,626	3:34
66	6/16	D	vs. Louisville+	W, 3-1	55-11	23-7	+2.0	Drake Fellows (13-1)	22,704	2:57
67	6/19	D	vs. Mississippi State+	W, 6-3	56-11	23-7	+2.0	Kumar Rocker (11-5)	15,465	3:24
68	6/21	N	vs. Louisville+	W, 3-2	57-11	23-7	+2.0	Jake Eder (2-0)	24,673	3:04
69	6/24	N	vs. Michigan@	L, 7-4	57-12	23-7	+2.0	Drake Fellows (13-2)	24,707	3:23
70	6/25	N	vs. Michigan@	W, 4-1	58-12	23-7	+2.0	Kumar Rocker (12-5)	25,017	3:21
71	6/26	N	vs. Michigan@	W, 8-2	59-12	23-7	+2.0	Mason Hickman (9-0)	20,007	3:06

#Salt River Fields (Talking Stick, Ariz.)

^ First Tennessee Park (Nashville, Tenn.)

BOLD = Home Game (Hawkins Field)

* SEC Game

% SEC Tournament Game (Hoover, Ala.)

\$ NCAA Nashville Regional

@ NCAA Nashville Super Regional

+ College World Series (Omaha, Neb.)

@ College World Series finals (Omaha, Neb.)

2019 SEASON HIGHS AND LOWS

TEAM BATTING

Most runs, game _____ 24, vs. Davidson (3/5/19)
 Most runs, inning _____ 13, 3rd inn., vs. Davidson (3/5/19)
 Most hits, game _____ 21, vs. Tennessee Tech (4/30/19)
 Most hits, inning _____ 8, 3rd inn., vs. Davidson (3/5/19)
 Fewest hits, game _____ 1, at Georgia (4/7/19)
 Most doubles, game _____ 6, vs. Davidson (3/5/19)
 Most triples, game _____ 2, vs. Virginia (2/15/19)
 Most home runs, game _____ 5, 2x, last vs. Duke (6/9/19)
 Most home runs, inning _____ 2, 9x, last vs. Duke (6/9/19)
 Most extra-base hits _____ 9, 2x, last vs. Tennessee Tech (4/30/19)
 Most stolen bases, game _____ 4, 2x, last vs. Tennessee Tech (4/30/19)
 Most walks, game _____ 17, vs. Davidson (3/5/19)
 Most strikeouts, game _____ 14, at Alabama (4/20/19)
 Most hit by pitch, game _____ 3, 4x, last vs. Florida (3/23/19)
 Most left on base _____ 15, vs. Florida (3/22/19)

INDIVIDUAL PITCHING

Most innings pitched, starter _____ 9.0, 3x, last Kumar Rocker vs. Duke (6/8/19)
 Fewest innings pitched, starter _____ 0.2, 2x, last Patrick Raby vs. Ole Miss (5/26/19)
 Most innings pitched, reliever _____ 5.0, Jake Eder at Georgia (4/6/19)
 Most strikeouts, starter _____ 19, Kumar Rocker vs. Duke (6/8/19)
 Most strikeouts, reliever _____ 8, 3x, last Hugh Fisher vs. Missouri (5/12/19)
 Most walks allowed _____ 6, 2x, last Patrick Raby vs. Florida (3/22/19)
 Most runs allowed _____ 8, Drake Fellows at South Carolina (5/3/19)
 Most earned runs allowed _____ 7, Drake Fellows at South Carolina (5/3/19)
 Most hits allowed _____ 10, Kumar Rocker vs. Tennessee (3/31/19)
 Fewest hits allowed, CG _____ 0, Kumar Rocker vs. Duke (6/8/19)
 Most home runs allowed _____ 2, 3x, last Mason Hickman vs. Duke (6/9/19)
 Most pitches thrown _____ 131, Kumar Rocker vs. Duke (6/8/19)

INDIVIDUAL BATTING

Most hits _____ 5, 2x, last vs. Auburn (5/22/19)
 Most runs _____ 4, 6x, last Austin Martin at Kentucky (5/16/19)
 Most doubles _____ 3, 2x, last Julian Infante vs. Indiana State (6/1/19)
 Most triples _____ 1, 18x, last Philip Clarke vs. Indiana State (6/2/19)
 Most home runs _____ 2, 10x, last Stephen Scott vs. Miss. St. (6/19/19)
 Most extra-base hits _____ 3, 4x, last Julian Infante vs. Indiana State (6/1/19)
 Most total bases _____ 10, 2x, last Stephen Scott at Kentucky (5/16/19)
 Most RBIs _____ 7, Pat DeMarco vs. Davidson (3/5/19)
 Most stolen bases _____ 2, 6x, last Ethan Paul vs. Duke (6/9/19)
 Most walks _____ 3, 7x, last Harrison Ray vs. Duke (6/7/19)
 Most strikeouts _____ 4, Julian Infante at Alabama (4/21/19)
 Longest hitting streak _____ 14 games, Ethan Paul (2/15-3/10/19)

MISCELLANEOUS TEAM

Longest winning streak _____ 13 games, 4/16-4/10/19
 Longest losing streak _____ 2 games, 2x, last 4/6-4/7
 Most games over .500 _____ 45 games, 2x, last 6/26/19
 Most games under .500 _____
 Longest game, innings _____ 11 inn., at Georgia (4/5/19)
 Longest game, time _____ 4:32, vs. Austin Peay (2/27/19)
 Shortest game, time _____ 2:24 vs. Arkansas (4/12/19)
 Largest crowd, Hawkins Field _____ 3,626, 18x, last vs. Duke (6/9/19)
 Smallest crowd, Hawkins Field _____ 2,665, 2x, last vs. ETSU (3/6/19)
 Largest crowd, road _____ 25,017 vs. Michigan @ CWS (6/25/19)
 Smallest crowd, road _____ 1,032 vs. Belmont (3/19/19)
 Largest winning margin _____ 22 runs, vs. Davidson (3/5/19)
 Largest losing margin _____ 13 runs, vs. Duke (6/7/19)
 Largest deficit overcome to win _____ 8 runs, vs. Ole Miss (5/26/19)
 Largest lead relinquished to lose _____ 5 runs, 2x, last at Texas A&M (3/16/19)
 Most double plays turned _____ 2, 5x, last vs. Indiana State (6/1/19)
 Most double plays turned by opponent _____ 3, 2x, last at South Carolina (5/3/19)
 Most errors _____ 4, at Texas A&M (3/17/19)
 Most errors by an opponent _____ 5, vs. Davidson (3/5/19)
 Most stolen bases by an opponent _____ 3, at South Carolina (5/5/19)

TEAM PITCHING

Most walks _____ 12, vs. Austin Peay (2/27/19)
 Fewest walks _____ 0, 2x, last at Kentucky (5/17/19)
 Most runs allowed, game _____ 18, vs. Duke (6/7/19)
 Most runs allowed, inning _____ 10, vs. Duke (6/7/19)
 Most hits allowed, game _____ 22, vs. Arkansas (4/14/19)
 Most hits allowed, inning _____ 6, vs. Duke (6/7/19)
 Fewest hits allowed, game _____ 0, vs. Duke (6/8/19)
 Most home runs allowed, game _____ 2, 5x, last vs. Michigan (6/24/19)
 Most consecutive scoreless inn. _____ 25 innings (3/17-22/19)

LAST HOME RUN

MULTI-HIT GAMES

MULTI-RBI GAMES

PLAYER	DATE, OPP.	MULTI-HIT GAMES					MULTI-RBI GAMES				
		2H	3H	4H	5H	TOTAL	2RBI	3RBI	4RBI	5+RBI	TOTAL
Bleday	6/24/19 vs. Michigan	19	6	--	1	26	13	2	2	2	19
Clarke	6/25/19 vs. Michigan	23	6	--	--	29	9	3	3	2	17
Davis	--	10	1	1	--	12	4	2	--	--	6
DeMarco	6/26/19 vs. Michigan	12	2	1	--	15	5	4	1	1	11
Duvall	6/2/19 vs. Indiana State	11	3	--	--	14	4	3	3	--	10
Fentress	--	--	--	--	--	--	--	--	--	--	--
Gonzalez	2/20/19 vs. Evansville	7	--	--	--	7	2	--	--	--	2
Grisanti	4/5/19 at Georgia	1	--	1	--	2	1	1	--	--	2
Hayes	--	--	--	--	--	--	--	--	--	--	--
Hogan	--	--	--	--	--	--	--	--	--	--	--
Infante	6/9/19 vs. Duke	7	2	--	--	9	7	1	1	1	10
Keegan	--	1	--	--	--	1	--	--	--	--	--
Kolwyck	--	1	--	--	--	1	--	--	--	--	--
Malcolm	--	--	--	--	--	--	--	--	--	--	--
Malloy	--	--	--	--	--	--	--	--	--	--	--
Martin	6/16/19 vs. Louisville	19	11	4	--	34	8	7	--	--	15
McMillan	--	--	--	--	--	--	--	--	--	--	--
Paul	5/25/19 vs. LSU	22	4	--	1	27	6	6	1	3	16
Ray	5/18/19 at Kentucky	14	3	--	--	17	6	1	--	--	7
Scott	6/19/19 vs. Mississippi State	19	4	1	--	24	4	4	4	1	13
Thomas	4/30/19 vs. Tennessee Tech	2	1	1	--	4	--	--	1	1	2

2019 BREAKDOWNS

RUNS BY INNING	1	2	3	4	5	6	7	8	9	10+	TOTAL
VANDERBILT	80	74	106	70	53	60	62	40	30	3	578
OPPONENTS	36	36	30	35	34	26	35	33	24	2	291

PITCHING BREAKDOWN	W-L-S	ERA	IP	H	R	ER	BB	SO	HR
STARTERS	42-9	3.45	383.1	334	165	147	145	450	20
RELIEVERS	17-3-32	4.13	250.1	203	126	115	123	315	13

CATCHING BREAKDOWN	CS	SBA	CS%	PB	PICKOFFS
PHILIP CLARKE	12	29	29.2	8	2
TY DUvall	3	9	25.0	4	0
DOMINIC KEEGAN	0	1	0.0	0	0
STEPHEN SCOTT	1	4	20.0	0	0

STARTS BY BATTING ORDER (TOTAL, W-L)

1st: Martin (37, 33-4), Davis (31, 23-8), Clarke (1, 1-0), Grisanti (1, 1-0), Ray (1, 1-0)
2nd: Bleday (36, 32-4), Martin (28, 21-7), Ray (6, 5-1), Clarke (1, 1-0)
3rd: Paul (32-4), Bleday (27-8)
4th: Clarke (38, 33-5), Scott (30, 23-7), Paul (3, 3-0)
5th: DeMarco (28, 23-5), Clarke (25, 20-5), Ray (10, 9-1), Duvall (2, 2-0), Scott (3, 2-1), Paul (1, 1-0), Rucker (1, 1-0), Infante (1, 1-0)
6th: Scott (31, 27-4), DeMarco (20, 17-3), Ray (11, 8-3), Clarke (5, 3-2), Paul (3, 3-0), Duvall (1, 1-0)
7th: Paul (28, 20-8), Ray (23, 20-3), DeMarco (5, 5-0), Duvall (5, 5-0), Scott (4, 4-0), Infante (2, 2-0), Thomas (3, 3-0), Rucker (1, 0-1)
8th: Duvall (27, 25-2), Raby (19, 14-5), Infante (9, 6-3), Fellows (8, 7-1), Thomas (2, 2-0), Gonzalez (2, 2-0), Scott (1, 1-0), Rucker (1, 1-0), Ray (2, 2-0)
9th: Infante (45, 39-6), Gonzalez (11, 8-3), Ray (10, 8-2), Fellows (1, 1-0), Raby (1, 1-0), Fentress (2, 2-0), Thomas (1, 0-1)

STARTS BY POSITION (TOTAL, W-L)

C: Clarke (46, 36-10), Duvall (23, 22-1), Scott (2, 1-1)
1B: Infante (57, 48-9), Scott (14, 11-3)
2B: Ray (58, 48-10), Martin (13, 11-2)
3B: Martin (52, 43-9), Gonzalez (13, 10-3), Ray (6, 6-0)
SS: Paul (71, 59-12)
LF: Scott (50, 43-7), Davis (18, 13-5), DeMarco (2, 2-0), Grisanti (1, 1-0)
CF: DeMarco (51, 43-8), Davis (12, 9-3), Thomas (6, 5-1), Fentress (2, 2-0)
RF: Bleday (71, 59-12)
DH: Clarke (24, 22-2), Raby (19, 14-5), Duvall (12, 10-2), Fellows (9, 8-1), Scott (3, 2-1), Rucker (3, 2-1), Davis (1, 1-0)

HOME RUN NOTES

HOMERS AT HOME: 48	SOLO HOMERS: 50	3-RUN HOMERS: 18
HOMERS ON THE ROAD: 32	2-RUN HOMERS: 22	GRAND SLAMS: 6

2-HOME RUN GAMES BY VANDERBILT (9 IN 2019)

Last: Austin Martin (2), 6/16/19 vs. Louisville

3-HOME RUN GAMES BY VANDERBILT (0 IN 2019)

Last: Connor Kaiser, 6/3/18 at Clemson

PINCH-HIT HOME RUNS BY VANDERBILT (2 IN 2019)

Last: Walker Grisanti, 4/5/19 at Georgia

GRAND SLAMS BY VANDERBILT (6 IN 2019)

Last: Ty Duvall, 6/2/19 vs. Indiana State

FIRST-INNING LEADOFF HOME RUNS BY VANDERBILT (3 IN 2019)

Last: Austin Martin, 6/16/19 vs. Louisville

WALK-OFF HOME RUNS (0 IN 2019)

Last: JJ Bleday, 6/9/18 vs. Mississippi State, 11th inning

INSIDE-THE-PARK HOME RUNS BY VANDERBILT (0 IN 2019)

Last: Will Toffey, 3/22/17 vs. Belmont

BACK-TO-BACK HOME RUNS BY VANDERBILT (4 IN 2019)

Last: Ty Duvall, Julian Infante, 6/2/19 vs. Indiana State, 6th inning

CAREER HIGHS

21 ★ Tyler Brown

Innings Pitched: 5.0, vs. Texas A&M (5/22/18)
Strikeouts: 6, 3x, last vs. Illinois St. (3/8/19)
Hits Allowed: 6, at Florida (3/31/18)
Walks Allowed: 3, vs. Mississippi St. (6/10/18)
Runs Allowed: 6, at Florida (3/31/18)

3 ★ Cooper Davis

Hits: 4, vs. SEMO (2/26/19)
Runs: 3, 2x, last vs. Tennessee (3/30/19)
RBI: 3, 2x, last at Texas A&M (3/15/19)
Walks: 2, 4x, last vs. WKU (4/2/19)
HRs: None
Strikeouts: 2, 3x, last at Georgia (4/5/19)
Stolen Bases: 1, 7x, last vs. Tennessee (3/30/19)

43 ★ Michael Doolin

Innings Pitched: None
Strikeouts: None
Hits Allowed: None
Walks Allowed: None
Runs Allowed: None

18 ★ Will Duff

Hits: None
Runs: None
RBI: None
Walks: None
HRs: None
Strikeouts: None
Stolen Bases: None

20 ★ Ty Duvall

Hits: 3, 4x, last vs. LSU (5/25/19)
Runs: 3, 3x, last at South Carolina (5/3/19)
RBI: 4, 4x, last vs. Indiana State (6/2/19)
Walks: 3, 4x, last at Kentucky (5/18/19)
HRs: 1, 7x, last vs. LSU (5/25/19)
Strikeouts: 3, 3x, last vs. Michigan (6/26/19)
Stolen Bases: 1, at Missouri (4/21/18)

39 ★ Jake Eder

Innings Pitched: 5.0, 4x, last at Georgia (4/6/19)
Strikeouts: 7, at Long Beach State (3/7/18)
Hits Allowed: 6, 2x, last at MTSU (4/3/18)
Walks Allowed: 5, vs. Louisville (5/1/18)
Runs Allowed: 5, vs. Louisville (5/1/18)

32 ★ Hugh Fisher

Innings Pitched: 4.0, vs. Illinois State (3/10/19)
Strikeouts: 8, vs. Missouri (5/12/19)
Hits Allowed: 4, vs. Arkansas (4/14/19)
Walks Allowed: 2, 7x, last vs. LSU (5/25/19)
Runs Allowed: 4, vs. Duke (6/7/19)

99 ★ Jayson Gonzalez

Hits: 4, 2x, last vs. Austin Peay (2/27/18)
Runs: 3, vs. Middle Tennessee (5/15/18)
RBI: 5, vs. UMass-Lowell (2/24/18)
Walks: 2, vs. Evansville (2/20/19)
HRs: 2, vs. UMass-Lowell (2/24/18)
Strikeouts: 3, 5x, last at Tennessee (5/12/18)
Stolen Bases: 1, 3x, last vs. Illinois St. (3/10/19)

30 ★ Sterling Hayes

Hits: None
Runs: 1, 2x, last vs. Davidson (3/5/19)
RBI: None
Walks: 1, 2x, last vs. Davidson (3/5/19)
HRs: None
Strikeouts: 1, vs. Tennessee Tech (4/30/19)
Stolen Bases: None

44 ★ Mason Hickman

Innings Pitched: 7.0, 5x, last vs. Indiana St. (6/2/19)
Strikeouts: 12, vs. Belmont (3/19/19)
Hits Allowed: 8, at Florida (4/1/18)
Walks Allowed: 6, at Tennessee (5/13/18)
Runs Allowed: 6, vs. Kentucky (5/19/18)

40 ★ Sam Hliboki

Innings Pitched: None
Strikeouts: None
Hits Allowed: None
Walks Allowed: None
Runs Allowed: None

11 ★ Matt Hogan

Hits: None
Runs: 1, vs. Davidson (3/5/19)
RBI: None
Walks: 1, vs. Davidson (3/5/19)
HRs: None
Strikeouts: 1, vs. Davidson (3/5/19)
Stolen Bases: None

45 ★ Chance Huff

Innings Pitched: 6.0, vs. Davidson (3/5/19)
Strikeouts: 7, vs. Davidson (3/5/19)
Hits Allowed: 6, vs. Davidson (3/5/19)
Walks Allowed: 3, 4x, last vs. TTU (4/30/19)
Runs Allowed: 3, 2x, last vs. Austin Peay (2/27/19)

34 ★ Spencer Jones

Hits: None
Runs: None
RBI: None
Walks: None
HRs: None
Strikeouts: None
Stolen Bases: None

33 ★ Erik Kaiser

Innings Pitched: 3.0, vs. ETSU (3/6/19)
Strikeouts: 4, vs. ETSU (3/6/19)
Hits Allowed: 4, vs. ETSU (3/6/19)
Walks Allowed: None
Runs Allowed: 4, vs. ETSU (3/6/19)

12 ★ Dominic Keegan

Hits: 2, vs. Tennessee Tech (4/30/19)
Runs: 2, vs. Tennessee Tech (4/30/19)
RBI: 1, vs. Tennessee Tech (4/30/19)
Walks: 1, 2x, last at South Carolina (5/3/19)
HRs: None
Strikeouts: 1, 5x, last vs. Arkansas (4/14/19)
Stolen Bases: None

49 ★ Ryan Keenan

Hits: None
Runs: None
RBI: None
Walks: None
HRs: None
Strikeouts: None
Stolen Bases: None

16 ★ Tate Kolwyck

Hits: 2, vs. Tennessee Tech (4/30/19)
Runs: 1, vs. Tennessee Tech (4/30/19)
RBI: 1, vs. Tennessee Tech (4/30/19)
Walks: 1, vs. Davidson (3/5/19)
HRs: None
Strikeouts: None
Stolen Bases: None

19 ★ Troy Laneve

Hits: None
Runs: None
RBI: None
Walks: None
HRs: None
Strikeouts: None
Stolen Bases: None

22 ★ Jack Leiter

Innings Pitched: None
Strikeouts: None
Hits Allowed: None
Walks Allowed: None
Runs Allowed: None

29 ★ Nick Maldonado

Innings Pitched: None
Strikeouts: None
Hits Allowed: None
Walks Allowed: None
Runs Allowed: None

42 ★ Justyn-Henry Malloy

Hits: 1, vs. Cal State Fullerton (2/16/19)
Runs: 1, 3x, last vs. Tennessee Tech (4/30/19)
RBI: 1, 2x, last vs. SEMO (2/26/19)
Walks: 1, 6x, last vs. Tennessee Tech (4/30/19)
HRs: None
Strikeouts: 2, vs. TCU (2/17/19)
Stolen Bases: None

16 ★ Austin Martin

Hits: 4, 4x, last vs. Arkansas (4/14/19)
Runs: 4, 3x, last vs. Arkansas (4/14/19)
RBI: 3, 8x, last vs. Louisville (6/16/19)
Walks: 3, 3x, last vs. Virginia (2/15/19)
HRs: 2, 2x, last vs. Louisville (6/16/19)
Strikeouts: 4, vs. Indiana State (2/28/18)
Stolen Bases: 3, vs. Presbyterian (2/21/18)

35 ★ Chris McElvain

Innings Pitched: None
Strikeouts: None
Hits Allowed: None
Walks Allowed: None
Runs Allowed: None

10 ★ T.J. McKenzie

Hits: None
Runs: None
RBI: None
Walks: None
HRs: None
Strikeouts: None
Stolen Bases: None

50 ★ Luke Murphy

Innings Pitched: None
Strikeouts: None
Hits Allowed: None
Walks Allowed: None
Runs Allowed: None

25 ★ Parker Noland

Hits: None
Runs: None
RBI: None
Walks: None
HRs: None
Strikeouts: None
Stolen Bases: None

2 ★ Harrison Ray

Hits: 3, 3x, last vs. Duke (6/8/19)
Runs: 4, vs. Florida (3/22/19)
RBI: 4, vs. South Carolina (4/29/18)
Walks: 3, vs. Duke (6/7/19)
HRs: 1, 4x, last at Kentucky (5/18/19)
Strikeouts: 3, 6x, last vs. Louisville (6/21/19)
Stolen Bases: 2, 3x, last vs. Illinois St. (3/8/19)

80 ★ Kumar Rocker

Innings Pitched: 9.0, vs. Duke (6/8/19)
Strikeouts: 19, vs. Duke (6/8/19)
Hits Allowed: 10, vs. Tennessee (3/31/19)
Walks Allowed: 4, at Alabama (4/20/19)
Runs Allowed: 7, vs. Tennessee (3/31/19)

5 ★ CJ Rodriguez

Hits: None
Runs: None
RBI: None
Walks: None
HRs: None
Strikeouts: None
Stolen Bases: None

55 ★ Maxwell Romero Jr.

Hits: None
Runs: None
RBI: None
Walks: None
HRs: None
Strikeouts: None
Stolen Bases: None

66 ★ Thomas Schultz

Innings Pitched: None
Strikeouts: None
Hits Allowed: None
Walks Allowed: None
Runs Allowed: None

27 ★ Ethan Smith

Innings Pitched: 3.2, vs. Dayton (3/2/19)
Strikeouts: 8, at South Carolina (5/3/19)
Hits Allowed: 3, 2x, last vs. Arkansas (4/13/19)
Walks Allowed: 3, 2x, last at Texas A&M (3/16/19)
Runs Allowed: 2, 4x, last vs. Arkansas (4/13/19)

8 ★ Isaiah Thomas

Hits: 4, vs. Tennessee Tech (4/30/19)
Runs: 3, vs. Tennessee Tech (4/30/19)
RBI: 5, vs. Tennessee Tech (4/30/19)
Walks: 1, vs. Auburn (4/27/19)
HRs: 2, vs. Tennessee Tech (4/30/19)
Strikeouts: 3, at Alabama (4/19/19)
Stolen Bases: None

9 ★ Carter Young

Hits: None
Runs: None
RBI: None
Walks: None
HRs: None
Strikeouts: None
Stolen Bases: None

THE LAST TIME VANDERBILT...

Won 5 or more consecutive games _____ 5 games (June 8-21, 2019)
 Won 7 or more consecutive games _____ 12 games (May 12, 2019-June 2, 2019)
 Won 10 or more consecutive games _____ 12 games (May 12, 2019-June 2, 2019)
 Won 13 or more consecutive games _____ 13 games (April 16-May 10, 2019)
 Won 14 or more consecutive games _____ 14 games (April 20-May 16, 2013)
 Won 15 or more consecutive games _____ 19 games (Feb. 9-March 16, 2007)

Won 5 or more consecutive home games _____ 6 games (April 16, 2019-May 10, 2019)
 Won 8 or more consecutive home games _____ 8 games (Feb. 18-28, 2018)
 Won 10 or more consecutive home games _____ 17 games (May 29, 2015-March 15, 2016)
 Won 20 or more consecutive home games _____ Never Happened

Won 5 or more consecutive road games _____ 11 games (April 9, 2019-present)
 Won 7 or more consecutive road games _____ 11 games (April 9, 2019-present)
 Won 10 or more consecutive road games _____ 11 games (April 9, 2019-present)
 Won 12 or more consecutive road games _____ 13 games (April 20, 2013-March 18, 2014)

Won 5 or more consecutive conference games _____ 10 games (April 19-May 10, 2019)
 Won 6 or more consecutive conference games _____ 10 games (April 19-May 10, 2019)
 Won 9 or more consecutive conference games _____ 10 games (April 19-May 10, 2019)
 Won 11 or more consecutive conference games _____ 11 games (April 20-May 16, 2013)

Won 5 or more consecutive conference home games _____ 9 games (May 17, 2018-March 30, 2019)
 Won 8 or more consecutive conference home games _____ 9 games (May 17, 2018-March 30, 2019)
 Won 9 or more consecutive conference home games _____ 12 games (March 23-May 16, 2013)

Won 5 or more consecutive conference road games _____ 9 games (April 19, 2019-present)
 Won 7 or more consecutive conference road games _____ 9 games (April 19, 2019-present)
 Won 9 or more consecutive conference road games _____ 9 games (April 19, 2019-present)

Won 5 or more consecutive midweek games _____ 11 games (March 5, 2019-present)
 Won 10 or more consecutive midweek games _____ 11 games (March 5, 2019-present)
 Won 12 or more consecutive midweek games _____ 12 games (March 27, 2012-March 13, 2013)

Won 5 or more consecutive midweek home games _____ 7 games (May 5, 2019-present)
 Won 10 or more consecutive midweek home games _____ 13 games (March 27, 2012-April 9, 2013)
 Won 15 or more consecutive midweek home games _____ 16 games (March 23, 2010-Feb. 22, 2012)

Lost 5 or more consecutive games _____ 6 games (April 29-May 8, 2018)
 Lost 7 or more consecutive games _____ 7 games (March 28-April 6, 1997)
 Lost 8 or more consecutive games _____ 12 games (March 25-April 10, 1994)

Lost 4 or more consecutive home games _____ 4 games (Feb. 24-29, 2012)
 Lost 5 or more consecutive home games _____ 6 games (April 30-May 22, 2005)
 Lost 6 or more consecutive home games _____ 6 games (April 30-May 22, 2005)
 Lost 7 or more consecutive home games _____ 9 games (1965-1966)

Lost 5 or more consecutive road games _____ 6 games (March 30-April 20, 2018)
 Lost 6 or more consecutive road games _____ 6 games (March 30-April 20, 2018)
 Lost 7 or more consecutive road games _____ 8 games (Feb. 17-April 6, 2012)
 Lost 8 or more consecutive road games _____ 8 games (Feb. 17-April 6, 2012)
 Lost 9 or more consecutive road games _____ 9 games (March 25-April 26, 1994)
 Los 10 or more consecutive road games _____ 11 games (April 18, 1978-March 5, 1979)

Lost 5 or more consecutive conference games _____ 6 games (May 10, 2009-March 20, 2010)
 Lost 6 or more consecutive conference games _____ 6 games (May 10, 2009-March 20, 2010)
 Lost 7 or more consecutive conference games _____ 7 games (May 10, 2008-March 15, 2009)
 Lost 8 or more consecutive conference games _____ 11 games (April 5-27, 2002)
 Lost 9 or more consecutive conference games _____ 11 games (April 5-27, 2002)
 Lost 10 or more consecutive conference games _____ 11 games (April 5-27, 2002)

Lost 5 or more consecutive conference home games _____ 5 games (April 12-27, 2002)
 Lost 6 or more consecutive conference home games _____ 9 games (April 14-May 14, 2000)
 Lost 7 or more consecutive conference home games _____ 9 games (April 14-May 14, 2000)
 Lost 8 or more consecutive conference home games _____ 9 games (April 14-May 14, 2000)

Lost 5 or more consecutive conference road games _____ 5 games (March 30-April 20, 2018)
 Lost 6 or more consecutive conference road games _____ 10 games (April 5-May 17, 2002)
 Lost 7 or more consecutive conference road games _____ 10 games (April 5-May 17, 2002)
 Lost 8 or more consecutive conference road games _____ 10 games (April 5-May 17, 2002)

Shutout an opponent _____ vs. Duke, 3-0 (June 8, 2019)
 Shutout an opponent on Opening Day _____ vs. Santa Clara, 4-0 (Feb. 13, 2015)
 Shutout an opponent at home _____ vs. Florida, 5-0 (March 21, 2019)
 Shutout an SEC opponent at home _____ vs. Florida, 5-0 (March 21, 2019)
 Shutout an opponent on the road _____ at Alabama, 2-0 (April 21, 2019)
 Shutout an SEC opponent on the road _____ at Alabama, 2-0 (April 21, 2019)
 Shutout an opponent on a neutral field _____ vs. Duke, 3-0 @ Nashville Super Regional (June 8, 2019)
 Shutout a midweek opponent at home _____ vs. UT-Martin, 11-0 (April 4, 2017)
 Shutout a midweek opponent on the road _____ at Middle Tennessee, 1-0 (April 12, 2011)
 Shutout back-to-back opponents _____ vs. Belmont, 3-0 & vs. Florida, 5-0 (March 19-21, 2019)

Was shutout _____ at Texas A&M, 7-0 (March 17, 2019)
 Was shutout in back-to-back games _____ Kentucky, 14-0 & 4-0 (April 23, 1976)

Was shutout on Opening Day _____ vs. San Diego, 10-0 (Feb. 17, 2006)
 Was shutout at home _____ Kentucky, 3-0 (April 17, 2016)
 Was shutout at home by an SEC opponent _____ Kentucky, 3-0 (April 17, 2016)
 Was shutout on the road _____ at Texas A&M, 7-0 (March 17, 2019)
 Was shutout on the road by an SEC opponent _____ at Texas A&M, 7-0 (March 17, 2019)

Was shutout on a neutral field _____ vs. Louisiana, 3-0, at Minute Maid Park (March 3, 2018)
 Was shutout against a midweek opponent at home _____ vs. Belmont, 1-0 (Feb. 26, 2003)
 Was shutout against a midweek opponent on the road _____ at North Florida, 2-0 (March 5, 1991)
 Was shutout against a non-conference opponent on a neutral site _____ vs. Louisiana, 3-0, at MNP (March 3, 2018)

Run-ruled an opponent _____ vs. Auburn, 11-1, 8 inn. @ SEC Tournament (May 22, 1990)
 Run-ruled an opponent at home _____ vs. Evansville, 14-3, 5 inn. (April 17, 2002)

Was run-ruled _____ vs. Texas A&M, 13-3, 7 inn. @ SEC Tournament (May 27, 2016)

Played in 14 or more innings _____ 14 innings, vs. Illinois-Chicago (W, 6-5) (Feb. 27, 2016)
 Played in 15 or more innings _____ 16 innings, vs. Ole Miss (L, 6-5) (April 10, 2015)
 Played in 16 or more innings _____ 16 innings, vs. Ole Miss (L, 6-5) (April 10, 2015)
 Played in 17 or more innings _____ 17 innings, vs. Louisville (W, 11-10) (May 11, 2010)

Won both games of a doubleheader _____ at South Carolina: 9-3, 6-2 (May 5, 1990)
 Shutout opponent in both games of a doubleheader _____ vs. Georgia: 3-0, 6-0 (April 27, 1976)
 Lost both games of a doubleheader _____ at Tennessee: 4-2 (11), 4-3 (April 25, 2010)

Swept a 3-game series at home _____ vs. #25 Auburn (April 25-27, 2019)
 Swept a 3-game series at home vs. non-conference opponent _____ vs. Dayton (March 1-2, 2019)
 Swept a 3-game series on the road _____ at Kentucky (May 16-18, 2019)
 Swept a 3-game SEC series at home _____ vs. #25 Auburn (April 25-27, 2019)
 Swept a 3-game SEC series on the road _____ at Kentucky (May 16-18, 2019)
 Swept a midweek series at home _____ 2 games, vs. Presbyterian (Feb. 20-21, 2018)
 Swept a midweek series on the road _____ 2 games, at Ohio (May 17-18, 2005)
 Swept a four-game series _____ vs. Sewanee (1907)

Was swept in a 3-game series at home _____ vs. Oregon (Feb. 24-26, 2012)
 Was swept in a 3-game series at home vs. non-conference opponent _____ vs. Oregon (Feb. 24-26, 2012)
 Was swept in a 3-game series on the road _____ at Auburn (May 4-6, 2018)
 Was swept in a 3-game SEC series at home _____ vs. Tennessee (May 14-16, 2009)
 Was swept in a 3-game SEC series on the road _____ at Auburn (May 4-6, 2018)

Swept 3 or more SEC series in a season _____ 5, 2019 (vs. UF, at ALA, vs. AUB, at USC, at UK)
 Swept 5 or more SEC series in a season _____ 5, 2019 (vs. UF, at ALA, vs. AUB, at USC, at UK)
 Swept 6 or more SEC series in a season _____ 6, 2013 (at AUB, vs. UT, at OM, vs. MIZ, vs. MSU, vs. UK)
 Was swept in 3 or more SEC series in a season _____ 3, 2009 (vs. ALA, at USC, vs. UT)
 Was swept in 4 or more SEC series in a season _____ 4, 2002 (vs. UGA, at OM, at UF, at AUB)

Swept Alabama in a 3-game series at home _____ April 9-11, 2011
 Swept Alabama in a 3-game series on the road _____ April 19-21, 2019
 Was swept by Alabama in a 3-game series at home _____ April 17-19, 2009
 Was swept by Alabama in a 3-game series on the road _____ April 22-23, 2006

Swept Florida in a 3-game series at home _____ March 21-23, 2019
 Swept Florida in a 3-game series on the road _____ Never Happened
 Was swept by Florida in a 3-game series at home _____ May 20-22, 2005
 Was swept by Florida in a 3-game series on the road _____ March 30-April 1, 2018

Swept Georgia in a 3-game series at home _____ April 29-May 1, 2016
 Swept Georgia in a 3-game series on the road _____ April 3-5, 2015
 Was swept by Georgia in a 3-game series at home _____ March 22-24, 2002
 Was swept by Georgia in a 3-game series on the road _____ May 2-4, 2003

Swept Kentucky in a 3-game series at home _____ May 17-19, 2018
 Swept Kentucky in a 3-game series on the road _____ May 16-18, 2019
 Was swept by Kentucky in a 3-game series at home _____ May 12-14, 2000
 Was swept by Kentucky in a 3-game series on the road _____ April 9-10, 1988

Swept LSU in a 3-game series at home _____ April 22-24, 2011
 Swept LSU in a 3-game series on the road _____ Never Happened
 Was swept by LSU in a 3-game series at home _____ Never Happened
 Was swept by LSU in a 3-game series on the road _____ March 7-9, 1997

Swept Mississippi State in a 3-game series at home _____ April 26-28, 2013
 Swept Mississippi State in a 3-game series on the road _____ March 16-18, 2018
 Was swept by Mississippi State in a 3-game series at home _____ April 20-21, 1991
 Was swept by Mississippi State in a 3-game series on the road _____ March 11-12, 2000

Swept Missouri in a 3-game series at home _____ April 24-26, 2015
 Swept Missouri in a 3-game series on the road _____ May 25-27, 2016
 Was swept by Missouri in a 3-game series at home _____ Never Happened
 Was swept by Missouri in a 3-game series on the road _____ Never Happened

Swept Ole Miss in a 3-game series at home _____ May 17-19, 2012
 Swept Ole Miss in a 3-game series on the road _____ April 5-7, 2013
 Was swept by Ole Miss in a 3-game series at home _____ 1967
 Was swept by Ole Miss in a 3-game series on the road _____ April 5-6, 2008

Swept South Carolina in a 3-game series at home _____ Never Happened
 Swept South Carolina in a 3-game series on the road _____ May 3-5, 2019
 Was swept by South Carolina in a 3-game series at home _____ April 12-14, 2002
 Was swept by South Carolina in a 3-game series on the road _____ May 1-3, 2009

Swept Tennessee in a 3-game series at home _____ March 29-31, 2013
 Swept Tennessee in a 3-game series on the road _____ May 2-4, 2008
 Was swept by Tennessee in a 3-game series at home _____ May 14-16, 2009
 Was swept by Tennessee in a 3-game series on the road _____ May 5-7, 2000

THE LAST TIME VANDERBILT...

Defeated a Top 25 ranked team _____ vs. #11 Louisville, 3-2 (June 21, 2019)
 Defeated a Top 25 ranked team at home _____ vs. #21 Missouri, 7-2 (May 12, 2019)
 Defeated a Top 25 ranked team on the road _____ at #6 Louisville, 6-2 (May 7, 2019)
 Defeated a Top 25 ranked team at a neutral site _____ vs. #11 Louisville, 3-2 (June 21, 2019)
 Defeated a Top 25 ranked non-conference team _____ vs. #11 Louisville, 3-2 (June 21, 2019)
 Defeated a Top 25 ranked non-conference team at home _____ vs. #23 Indiana State, 12-1 (June 2, 2019)
 Defeated a Top 25 ranked non-conference team on the road _____ at #6 Louisville, 6-2 (May 7, 2019)

Defeated a Top 20 ranked team _____ vs. #11 Louisville, 3-2 (June 21, 2019)
 Defeated a Top 20 ranked team at home _____ vs. #12 Arkansas, 12-2 (April 13, 2019)
 Defeated a Top 20 ranked team on the road _____ at #6 Louisville, 6-2 (May 7, 2019)
 Defeated a Top 20 ranked team at a neutral site _____ vs. #11 Louisville, 3-2 (June 21, 2019)

Defeated a Top 15 ranked team _____ vs. #11 Louisville, 3-2 (June 21, 2019)
 Defeated a Top 15 ranked team at home _____ vs. #12 Arkansas, 12-2 (April 13, 2019)
 Defeated a Top 15 ranked team on the road _____ at #6 Louisville, 6-2 (May 7, 2019)
 Defeated a Top 15 ranked team at a neutral site _____ vs. #11 Louisville, 3-2 (June 21, 2019)

Defeated a Top 10 ranked team _____ vs. #3 Mississippi State, 6-3 (June 19, 2019)
 Defeated a Top 10 ranked team at home _____ vs. #5 Ole Miss, 8-7 (April 15, 2018)
 Defeated a Top 10 ranked team on the road _____ at #6 Louisville, 6-2 (May 7, 2019)
 Defeated a Top 10 ranked team at a neutral site _____ vs. #3 Mississippi State, 6-3 (June 19, 2019)

Defeated a Top 5 ranked team _____ vs. #3 Mississippi State, 6-3 (June 19, 2019)
 Defeated a Top 5 ranked team at home _____ vs. #5 Ole Miss, 8-7 (April 15, 2018)
 Defeated a Top 5 ranked team on the road _____ at #4 Georgia, 3-2 -- 11 inn. (April 5, 2019)
 Defeated a Top 5 ranked team at a neutral site _____ vs. #3 Mississippi State, 6-3 (June 19, 2019)

Defeated a #1 ranked team _____ vs. #1 Texas A&M, 6-5 (May 25, 2016)
 Defeated a #1 ranked team at home _____ vs. #1 Kentucky, 4-3 (April 28, 2012)
 Defeated a #1 ranked team on the road _____ at #1 Florida, 5-0 (May 14, 2016)
 Defeated a #1 ranked team at a neutral site _____ vs. #1 Texas A&M, 6-5 (May 25, 2016)

Won a series against a Top 25 ranked team _____ vs. #21 Missouri: 5-2, 2-5, 7-2 (May 10-12, 2019)
 Won a series against a Top 10 ranked team _____ vs. #5 Ole Miss: 3-11, 8-7, 8-7 (April 13-15, 2018)
 Won a series against a Top 25 ranked team at home _____ vs. #21 Missouri: 5-2, 2-5, 7-2 (May 10-12, 2019)
 Won a series against a Top 10 ranked team at home _____ vs. #5 Ole Miss: 3-11, 8-7, 8-7 (April 13-15, 2018)
 Won a series against a Top 25 ranked team on the road _____ at #19 Miss. St.: 5-0, 10-1, 4-3 (March 16-18, 2018)
 Won a series against a Top 10 ranked team on the road _____ at #4 Florida: 0-1, 3-0, 16-2 (May 8-10, 2014)
 Swept a series against a Top 25 ranked team _____ vs. #25 Auburn: 12-6, 5-2, 9-5 (April 25-27, 2019)
 Swept a series against a Top 10 ranked team _____ 2 games, at #1 Arkansas, 9-0, 13-6 (April 10-11, 2009)
 _____ Have not swept a 3-game series in the Tim Corbin era
 Played to a tie _____ vs. Alabama, 3-3 - 8 inn. (May 20, 2017)

Hit back-to-back home runs _____ T. Duvall (grand slam), J. Infante (solo) - 6th inn. vs. Indiana St. (June 2, 2019)
 Hit back-to-back HR twice in a game _____ Connor Kaiser (3R), Philip Clarke (solo) - 3rd inn.;
 _____ Julian Infante (solo), Harrison Ray (solo) - 8th inn at Clemson (June 3, 2018)
 Had multiple players hit 2-or-more home runs _____
 _____ Stephen Scott (2), Philip Clarke (2), Connor Kaiser (3) at Clemson (June 3, 2018)

Hit 2 or more home runs in an inning _____ 2, 1st inning, vs. Duke (June 9, 2019)
 Hit 3 or more home runs in an inning _____ 3, 3rd inning, vs. San Diego (Feb. 21, 2016)
 Hit 5 or more home runs in a game _____ 5, vs. Duke (June 9, 2019)
 Hit 6 or more home runs in a game _____ 9, vs. #8 Clemson @ NCAA Clemson Regional (June 3, 2018)
 Hit 8 or more home runs in a game _____ 9, vs. #8 Clemson @ NCAA Clemson Regional (June 3, 2018)
 Hit multiple grand slams in a season _____ 6 (P. Clarke, P. DeMarco, S. Scott, J. Infante, T. Duvall) (2019)
 Hit 3 or more grand slams in a season _____ 6 (P. Clarke, P. DeMarco, S. Scott, J. Infante, T. Duvall) (2019)
 Hit 4 or more grand slams in a season _____ 6 (P. Clarke, P. DeMarco, S. Scott, J. Infante, T. Duvall) (2019)

Homered in 3 or more consecutive innings _____ 3, vs. Tennessee Tech, 3rd-4th-5th (April 30, 2019)
 Homered in 4 or more consecutive innings _____ 4, vs. Clemson, 5th-6th-7th-8th (June 3, 2018)
 Homered in 5 or more consecutive games _____ 6 games (May 12-22 2019)
 Homered in 8 or more consecutive games _____ 11 games (April 13-May 5, 2019)
 Homered in 9 or more consecutive games _____ 11 games (April 13-May 5, 2019)
 Homered in 10 or more consecutive games _____ 11 games (April 13-May 5, 2019)

Scored 10 or more runs in 3 consecutive games _____ 3 games (March 22-26, 2019)
 Scored 10 or more runs in 4 consecutive games _____ 4 games (April 9-14, 2013)
 Scored 10 or more runs in 5 or more consecutive games _____ 6 games (April 22-May 1, 2011)
 Scored 15 or more runs in a game _____ 16, at Kentucky, 16-10 (May 16, 2019)
 Scored 20 or more runs in a game _____ 22, at South Carolina, 22-11 (May 3, 2019)
 Scored 20 or more runs in consecutive games _____
 _____ 21-10 vs. Tennessee Tech; 22-11 at S. Carolina (April 30; May 3, 2019)

Scored 10 or more runs in a loss _____ 12-14, vs. Arkansas (April 14, 2019)
 Scored 15 or more runs in a loss _____ 15-16, 10 inn. - at LSU (May 7, 2010)
 Scored 17 or more runs in a loss _____ 17-22, vs. Michigan State (March 20, 1993)
 Scored 20 or more runs in a loss _____ Never Happened

Scored 10 or more unanswered runs _____ 18, vs. Middle Tennessee (May 15, 2018)
 Scored 15 or more unanswered runs _____ 18, vs. Middle Tennessee (May 15, 2018)
 Scored 20 or more unanswered runs _____ 21, vs. Radford @ NCAA Nashville Regional (June 1, 2015)

Scored in 5 consecutive innings _____ 5, (1st-5th inn.) vs. Duke (June 9, 2019)
 Scored in 6 consecutive innings _____ 6, (3rd-8th inn.) vs. Tennessee Tech (April 30, 2019)
 Scored 5 or more runs in the first inning _____ 6, vs. Tennessee Tech (April 30, 2019)
 Scored 7 or more runs in the first inning _____ 7, vs. #12 Arkansas (April 13, 2019)
 Scored 9 or more runs in the first inning _____ 9, vs. Samford (March 12, 2019)

Scored in the first inning in 4 or more consecutive games _____ 4 games (Feb. 24-27, 2019)
 Scored 7 or more runs in an inning _____ 9 (6th inn.), at South Carolina (May 3, 2019)
 Scored 10 or more runs in an inning _____ 13 (3rd inn.) vs. Davidson (March 5, 2019)
 Scored 14 or more runs in an inning _____ 14 (3rd inn.) vs. Middle Tennessee (May 15, 2018)
 Scored 4 or more runs in three diff. innings _____ 7 (4th inn), 9 (6th inn) & 5 (7th inn) at S. Carolina (May 3, 2019)
 Scored 4 or more runs in three diff. innings in consecutive games _____ 6 (1st inn), 5 (3rd inn) & 4 (4th inn)
 _____ vs. Tenn. Tech (April 30, 2019) and 7 (4th inn), 9 (6th inn) & 5 (7th inn) at S. Carolina (May 3, 2019)

Scored 10 or more runs in a road game _____ 12, at Kentucky (May 17, 2019)
 Scored 15 or more runs in a road game _____ 16, at Kentucky (May 16, 2019)
 Scored 20 or more runs in a road game _____ 22, at South Carolina (May 3, 2019)
 Scored 25 or more runs in a road game _____ Never Happened

Allowed 10 or more runs in a loss _____ 18, vs. Duke (June 7, 2019)
 Allowed 10 or more runs in a win _____ 10, vs. Ole Miss @ SEC Tourney (May 26, 2019)
 Allowed 15 or more runs in a game _____ 18, vs. Duke (June 7, 2019)
 Allowed 20 or more runs in a game _____ 20, vs. Florida (April 15, 2017)
 Allowed 7 or more runs in an inning _____ 10, 8th inn. vs. Duke (June 7, 2019)
 Allowed 10 or more runs in an inning _____ 13, 7th inn. vs. Xavier (June 4, 2016)
 Allowed 5 or more runs in the first inning _____ 6, vs. Ole Miss @ SEC Tourney (May 26, 2019)

Overcame a deficit of 4 or more runs in a win _____ 8, vs. Ole Miss @ SEC Tourney (May 26, 2019)
 Overcame a deficit of 5 or more runs in a win _____ 8, vs. Ole Miss @ SEC Tourney (May 26, 2019)
 Overcame a deficit of 6 or more runs in a win _____ 8, vs. Ole Miss @ SEC Tourney (May 26, 2019)
 Overcame a deficit of 7 or more runs in a win _____ 8, vs. Ole Miss @ SEC Tourney (May 26, 2019)
 Overcame a deficit of 8 or more runs in a win _____ 8, vs. Ole Miss @ SEC Tourney (May 26, 2019)
 Overcame a deficit of 9 or more runs in a win _____ 10, vs. Illinois State (March 1, 2015)

Squandered a lead of 4 or more runs in a loss _____ 4, vs. #12 Arkansas (April 14, 2019)
 Squandered a lead of 5 or more runs in a loss _____ 5, at #19 Texas A&M (March 16, 2019)
 Squandered a lead of 6 or more runs in a loss _____ 7, vs. South Carolina (April 27, 2018)
 Squandered a lead of 7 or more runs in a loss _____ 7, vs. South Carolina (April 27, 2018)

Had 15 or more hits in a game _____ 17, vs. Ole Miss @ SEC Tourney (May 26, 2019)
 Had 15 or more hits in a win _____ 17, vs. Ole Miss @ SEC Tourney (May 26, 2019)
 Had 18 or more hits in a game _____ 19, at Kentucky (May 16, 2019)
 Had 18 or more hits in a win _____ 19, at Kentucky (May 16, 2019)
 Had 20 or more hits in a win _____ 21, vs. Tennessee Tech (April 30, 2019)
 Had 30 or more hits in a game _____ 30, vs. Alabama (April 17, 1988)
 Had 50 or more hits in an SEC Series _____ 54, vs. Missouri (April 12-14, 2013)
 Had 15 or more hits in a loss _____ 17, vs. Florida (April 15, 2017)

Had 10 or more total bases in a game _____ Stephen Scott (10) at Kentucky (May 16, 2019)
 Had 11 or more total bases in a game _____ Connor Kaiser (14) at Clemson (June 3, 2018)

Had at least 15 hits in back-to-back games _____
 _____ 15, 21, 15 vs. Auburn, Tenn. Tech and at South Carolina (April 27-May 3, 2019)
 Had at least 10 hits in 5 or more consecutive games _____ 5 games (April 25-May 3, 2019)
 Had at least 10 hits in 6 or more consecutive games _____ 6 games (Feb. 20-March 1, 2019)
 Had at least 10 hits in 7 or more consecutive games _____ 7 games (Feb. 18-27, 2018)
 Had at least 10 hits in 8 or more consecutive games _____ 8 games (Feb. 27-March 12, 2010)

Had 5 or more doubles in a game _____ 5, vs. Indiana State (June 1, 2019)
 Had 6 or more doubles in a game _____ 6, vs. Davidson (March 5, 2019)
 Had 7 or more doubles in a game _____ 8, at Clemson (June 3, 2017)
 Allowed 5 or more doubles in a game _____ 6, vs. Arkansas (April 14, 2019)
 Allowed 6 or more doubles in a game _____ 6, vs. Arkansas (April 14, 2019)

Had 2 or more triples in a game _____ 2, vs. ETSU (March 6, 2019)
 Had 3 or more triples in a game _____ 4, vs. Radford (May 31, 2015)
 Had 4 or more triples in a game _____ 4, vs. Radford (May 31, 2015)
 Allowed 2 or more triples in a game _____ 2, vs. Duke (June 7, 2019)
 Allowed 3 or more triples in a game _____ 3, vs. Texas A&M (April 11, 2014)

THE LAST TIME VANDERBILT...

Allowed 3 or more home runs in a game _____ 3, by Kentucky (May 19, 2018)
 Allowed 4 or more home runs in a game _____ 4, vs. Sam Houston State @ Minute Maid Park (March 2, 2018)
 Allowed 5 or more home runs in a game _____ 5, at Auburn (March 27, 2009)

Did not draw a walk in a game _____ vs. #12 Arkansas (April 12, 2019)
 Walked 10 or more times in a game _____ 11, at South Carolina (May 3, 2019)
 Walked 15 or more times in a game _____ 17, vs. Davidson (March 5, 2019)
 Walked 18 or more times in a game _____ 19, vs. Middle Tennessee (May 15, 2018)
 Allowed 0 walks in a game _____ at Kentucky (May 17, 2019)
 Allowed 0 walks in back-to-back games _____ at San Diego, DH (Feb. 20, 2011)
 Allowed 10 or more walks in a game _____ 10, vs. Tennessee Tech (April 30, 2019)
 Allowed 12 or more walks in a game _____ 12, vs. Austin Peay (Feb. 27, 2019)
 Allowed 10-plus walks in back-to-back games _____ 12, vs. Illinois State; 12, vs. Evansville (March 1-3, 2015)

Did not strikeout in a game _____ vs. Tennessee-Martin (Feb. 23, 2005)
 Struck out 12 or more times in a game _____ 12, vs. Michigan @ CWS Finals (June 26, 2019)
 Struck out 15 or more times in a game _____ 16, vs. Mississippi St. @ Nashville Super Regional (June 10, 2018)
 Struck out 15 or more batters in a game _____ 16 vs. Duke (June 9, 2019)
 Struck out 18 or more batters in a game _____ 19 vs. Duke (June 8, 2019)
 Struck out 20 or more opposing batters in a game _____ 22, vs. Ole Miss (April 10, 2015)
 Struck out 10 or more opposing batters in 5 consecutive games _____ 13 games (Feb. 20-March 10, 2019)
 Struck out 10 or more opposing batters in 8 consecutive games _____ 13 games (Feb. 20, 2019-March 10, 2019)

Pitching staff held opponent scoreless for 10 consecutive inn. in a game _____ 11 inn. at Missouri (March 26, 2016)

Had 5 or more hit batters in a game _____ 5, by Arkansas (March 14, 2015)
 Had 6 or more hit batters in a game _____ 6, by Rhode Island (March 4, 2012)

Had 5 or more stolen bases in a game _____ 5, vs. South Carolina (April 29, 2018)
 Had 6 or more stolen bases in a game _____ 6, vs. LSU (March 23, 2018)
 Had 7 or more stolen bases in a game _____ 7, vs. UMass-Lowell (Feb. 25, 2018)
 Had 8 or more stolen bases in a game _____ 8, vs. UNC-Wilmington (June 1, 2012)

Left 13 or more runners on base _____ 15, vs. #14 Florida (March 22, 2019)
 Left 14 or more runners on base _____ 15, vs. #14 Florida (March 22, 2019)
 Left 15 or more runners on base _____ 15, vs. #14 Florida (March 22, 2019)
 Left 16 or more runners on base _____ 17, vs. Mississippi State @ Nashville Super Regional (June 10, 2018)

Committed 4 or more errors in a game _____ 4, at Texas A&M (March 17, 2019)
 Committed 5 or more errors in a game _____ 6, at Middle Tennessee (March 22, 2016)
 Committed 6 or more errors in a game _____ 6, at Middle Tennessee (March 22, 2016)

Combined for a no-hitter _____ at Western Kentucky (J. Lewis, N. Pilkington, J. Scott, M. Buschmann), May 6, 2003
 Combined for a perfect game _____ at Western Kentucky (J. Lewis, N. Pilkington, J. Scott, M. Buschmann), May 6, 2003
 Combined on a one-hitter _____ vs. Quinnipiac (T. Ferguson, R. Johnson, M. Ruppenthal, B. Bowden), March 11, 2015
 Combined on a two-hitter _____ vs. UT Martin (C. Day, J. Gillis, C. Snider, R. Hayes), April 4, 2017
 Combined on a three-hitter _____ at Alabama (P. Raby, H. Fisher, T. Brown), April 21, 2019
 Was no-hit _____ at Texas A&M (Kyle Simonds, 9.0), May 7, 2016

Started six true freshmen _____ at Auburn (Austin Martin - LF, Philip Clarke - DH, Pat DeMarco - RF, Jayson Gonzalez - SS, Garrett Blaylock - 3B, Mason Hickman - SP), May 6, 2018

HITTING:

Hit an inside-the-park home run _____ Will Toffey vs. Belmont (March 22, 2017)
 Hit a pinch-hit home run _____ Walker Grisanti at #4 Georgia (April 5, 2019)
 Hit a grand slam _____ Ty Duvall vs. Indiana State (June 2, 2019)
 Hit a grand slam on the road _____ Julian Infante at South Carolina (May 3, 2019)

Hit a walk-off home run _____ JJ Bleday vs. Mississippi State (June 9, 2018)
 Had a walk-off base hit _____ Philip Clarke vs. Ole Miss @ SEC Tourney (May 26, 2019)

Hit 2 or more home runs in a game _____ Stephen Scott (2) vs. Mississippi State (June 19, 2019)
 Hit 2 or more home runs in an SEC game _____ Stephen Scott (2) at Kentucky (May 16, 2019)
 Hit 3 or more home runs in a game _____ Connor Kaiser (3) at Clemson (June 3, 2018)
 Hit 2 or more home runs consecutive games _____ Austin Martin (2) vs. Duke + Louisville (June 9-16, 2019)

Homered in consecutive at-bats _____ Austin Martin, 1st inn., 2nd inn. vs. Duke (June 9, 2019)
 Homered in consecutive at-bats in an SEC game _____ S. Scott, 1st inn., 3rd inn. at Kentucky (May 16, 2019)

Hit for the cycle _____ Clinton Johnston vs. Kentucky (April 28, 1996)
 Hit for the cycle in an SEC game _____ Clinton Johnston vs. Kentucky (April 28, 1996)

Had a 20-game hit streak _____ JJ Bleday and Austin Martin, 20 (May 17, 2018-March 1, 2019)
 Had a 25-game hit streak _____ Xavier Turner, 27 (March 4-April 22, 2012)
 Had a 45-game on-base streak _____ JJ Bleday, 50 (March 19, 2019-present)

Had 2 hits in an inning _____ Ethan Paul (1B, 2B) vs. Davidson (March 5, 2019)
 Had 5 or more hits in a game _____ Ethan Paul (5) vs. #14 Florida (March 22, 2019)

Had 5 or more RBIs in a game _____ Julian Infante (6) at South Carolina (May 3, 2019)
 Had 6 or more RBIs in a game _____ Julian Infante (6) at South Carolina (May 3, 2019)
 Had 7 or more RBIs in a game _____ Pat DeMarco (7) vs. Davidson (March 5, 2019)
 Had 10 or more RBIs in a game _____ Connor Kaiser (10) at Clemson (June 3, 2018)

Stole home _____ Ethan Paul vs. Auburn (May 19, 2016)
 Had a triple steal _____ Ethan Paul (home), Jeren Kendall (3rd), Bryan Reynolds (2nd) vs. Auburn (May 19, 2016)
 Had 3 or more stolen bases in a game _____ Austin Martin (3) vs. Presbyterian (Feb. 21, 2018)

PITCHING:

Threw a 9-inning no-hitter _____ Kumar Rocker vs. Duke @ Nashville Super Regional (June 8, 2019)
 _____ Doug Wessel vs. Belmont (April 19, 1971)

Struck out 10 or more batters in a game _____ Mason Hickman, 10, vs. Michigan (June 26, 2019)
 Struck out 10 or more batters in an SEC game _____ Kumar Rocker, 10, vs. #25 Auburn (April 26, 2019)
 Struck out 12 or more batters in a game _____ Kumar Rocker, 19, vs. Duke (June 8, 2019)
 True freshman struck out 10 or more batters in a game _____ Kumar Rocker, 11, vs. Michigan (June 25, 2019)
 True freshman struck out 15 or more batters in a game _____ Kumar Rocker, 19, vs. Duke (June 8, 2019)
 Struck out 15 or more batters in a game _____ Kumar Rocker, 19, vs. Duke (June 8, 2019)
 Struck out 10 or more batters in consecutive games _____ Kumar Rocker, 11 and Mason Hickman, 10 vs. Michigan (June 25-26, 2019)

Struck out 15 or more batters in a game _____ Kumar Rocker, 19, vs. Duke (June 8, 2019)
 Struck out 7 or more batters in career debut _____ 8, Austin Becker vs. Davidson (March 5, 2019)

Pitched a 7-inning, complete game _____ Mason Hickman vs. LSU (March 25, 2018)
 Pitched 9 or more innings _____ 9.0, Kumar Rocker vs. Duke (June 8, 2019)
 Pitched 9 or more scoreless innings _____ 9.0, Kumar Rocker vs. Duke (June 8, 2019)
 Pitched a 9-inning, complete game _____ 9.0, Kumar Rocker vs. Duke (June 8, 2019)
 Pitched a 9-inning, complete-game shutout _____ 9.0, Kumar Rocker vs. Duke (June 8, 2019)
 Picked up 10 or more saves in a season _____ 17, Tyler Brown (2019)
 Picked up 15 or more saves in a season _____ 17, Tyler Brown (2019)
 Picked up win and save on same day _____ Jackson Gillis vs. Ole Miss, Win - Game 1, Save - Game 2 (April 15, 2018)
 Picked up the save (true freshman) _____ Austin Becker vs. Davidson (March 5, 2019)

NUMERICAL ROSTER

No.	Name	Pos.	B/T	Ht.	Wt.	Cl.	Hometown/High School
2	Harrison Ray	IF	R/R	5-11	200	Sr./3L	Longwood, Fla./Lake Brantley
3	Cooper Davis	OF	L/R	5-10	175	Jr./2L	Mississauga, Ontario/St. Aloysius Gonzaga
5	CJ Rodriguez	C	R/R	5-10	185	Fr./HS	Newport Beach, Calif./Mater Dei
6	Tate Kolwyck	IF	R/R	5-11	185	So./1L	Memphis, Tenn./Arlington
8	Isaiah Thomas	OF	R/R	6-2	190	So./1L	Palm Beach Gardens, Fla./The Benjamin School
9	Carter Young	IF	S/R	6-0	177	Fr./HS	Selah, Wash./Selah
10	T.J. McKenzie	IF	R/R	6-1	160	Fr./HS	Loxahatchee, Fla./The Benjamin School
11	Matt Hogan	OF	L/R	6-0	190	So./1L	Melville, N.Y./Half Hollow Hills East
12	Dominic Keegan	UTL	R/R	6-0	210	So./1L	Methuen, Mass./Central Catholic
16	Austin Martin	UTL	R/R	6-0	175	Jr./2L	Jacksonville, Fla./Trinity Christian Academy
18	Will Duff	UTL	R/R	5-11	185	Fr./HS	Springfield, Mo./Springfield Catholic
19	Troy Laneve	OF	L/R	6-0	210	Fr./HS	Pittsburgh, Pa./Pine Richland
20	Ty Duvall	C	L/R	5-10	185	Sr./3L	Lebanon, Ohio/Lebanon
21	Tyler Brown	RHP	R/R	6-4	233	Jr./2L	Ashland, Ohio/Olentangy Orange
22	Jack Leiter	RHP	R/R	6-1	195	Fr./HS	Summit, N.J./Delbarton School
25	Parker Noland	IF	L/R	6-1	195	Fr./HS	Knoxville, Tenn./Farragut
27	Ethan Smith	RHP	R/R	6-1	200	So./1L	Mt. Juliet, Tenn./Mt. Juliet
29	Nick Maldonado	RHP	R/R	6-2	195	Fr./HS	Short Hills, N.J./Seton Hall Prep
30	Sterling Hayes	IF	R/R	6-1	190	So./1L	San Diego, Calif./Francis Parker
32	Hugh Fisher	LHP	R/L	6-5	187	Jr./2L	Eads, Tenn./Briarcrest Christian
33	Erik Kaiser	RHP	R/R	6-4	215	Jr./2L	Waterloo, Ill./Waterloo
34	Spencer Jones	UTL	L/L	6-7	205	Fr./HS	Encinitas, Calif./La Costa Canyon
35	Chris McElvain	RHP	R/R	6-1	195	Fr./HS	Thompson Station, Tenn./Summit
39	Jake Eder	LHP	L/L	6-4	220	Jr./2L	Ocean Ridge, Fla./Calvary Christian Academy
40	Sam Hliboki	RHP	L/R	6-3	185	Fr./HS	Los Angeles, Calif./Harvard Westlake
42	Justyn-Henry Malloy	UTL	R/R	6-2	210	So./1L	Bergenfield, N.J./St. Joseph Regional
43	Michael Doolin	RHP	L/R	6-3	200	Fr./HS	Schererville, Ind./Andrean
44	Mason Hickman	RHP	R/R	6-6	230	Jr./2L	Hendersonville, Tenn./Pope John Paull II
45	Chance Huff	RHP	R/R	6-4	210	So./1L	Niceville, Fla./Niceville
49	Ryan Keenan	UTL	L/L	5-10	165	Fr./HS	Lighthouse Point, Fla./Calvary Christian Academy
50	Luke Murphy	RHP	R/R	6-5	175	R-Fr./HS	Cross Plains, Tenn./East Robertson
55	Maxwell Romero Jr.	C	L/R	6-0	185	Fr./HS	Miramar, Fla./Pembroke Pines Charter
66	Thomas Schultz	RHP	R/R	6-6	205	Fr./HS	Mount Carmel, Pa./Our Lady of Lourdes Regional
80	Kumar Rocker	RHP	R/R	6-4	255	So./1L	Athens, Ga./North Oconee
99	Jayson Gonzalez	IF	R/R	6-2	207	Jr./2L	Covina, Calif./Bishop Amat

Head Coach: 4 Tim Corbin (Ohio Wesleyan, '84) - 18th Season at Vanderbilt

Associate Head Coach: 26 Scott Brown (SUNY-Cortland, '99)

Assistant Coach: 24 Mike Baxter (Vanderbilt, '05)

Volunteer Coach: 1 David Macias (Vanderbilt, '08)

Athletic Trainer: Tracy Campbell (James Madison, '08)

Strength & Conditioning Coach: Chris Ham (Illinois, '05)

Director of Baseball Operations: Brooks Webb (Birmingham Southern, '11)

Director of Player Development: Brandon Barak (Illinois, '12)

Video Coordinator: Josh Ruchotzke (Vanderbilt, '17)

Equipment Manager: Kevin Collins (Purdue, '15)

PRONUNCIATION CHART


Brandon Barak _____ BARE-uck
 Mater Dei _____ mah-tur day
 Jake Eder _____ EE-der
 Sam Hliboki _____ luh-BO-kee
 Tate Kolwyck _____ COLE-wick
 Troy Laneve _____ luh-neve
 Miramar, Fla. _____ MEER-uh-mar
 Kumar Rocker _____ KOO-mar
 Josh Ruchotzke _____ ruh-CHOT-skee
 Methuen, Mass. _____ meth-oo-en

ALPHABETICAL ROSTER

#	Name	Pos.	Yr.
21	Tyler Brown	RHP	Jr.
3	Cooper Davis	OF	Jr.
43	Michael Doolin	RHP	Fr.
18	Will Duff	UTL	Fr.
20	Ty Duvall	C	Sr.
39	Jake Eder	LHP	Jr.
32	Hugh Fisher	LHP	Jr.
99	Jayson Gonzalez	IF	Jr.
30	Sterling Hayes	IF	So.
44	Mason Hickman	RHP	Jr.
40	Sam Hliboki	RHP	Fr.
11	Matt Hogan	OF	So.
45	Chance Huff	RHP	So.
34	Spencer Jones	UTL	Fr.
33	Erik Kaiser	RHP	Jr.
12	Dominic Keegan	UTL	So.
49	Ryan Keenan	UTL	Fr.
6	Tate Kolwyck	IF	So.
19	Troy Laneve	OF	Fr.
22	Jack Leiter	RHP	Fr.
29	Nick Maldonado	RHP	Fr.
42	Justyn-Henry Malloy	UTL	So.
16	Austin Martin	IF	Jr.
35	Chris McElvain	RHP	Fr.
10	T.J. McKenzie	IF	Fr.
50	Luke Murphy	RHP	R-Fr.
25	Parker Noland	IF	Fr.
2	Harrison Ray	IF	Sr.
80	Kumar Rocker	RHP	So.
5	CJ Rodriguez	C	Fr.
55	Maxwell Romero Jr.	C	Fr.
66	Thomas Schultz	RHP	Fr.
27	Ethan Smith	RHP	So.
8	Isaiah Thomas	OF	So.
9	Carter Young	IF	Fr.

EXPERIENCE BREAKDOWN

Seniors (2) _____ Duvall, Ray
 Juniors (8) _____ Brown, Davis, Eder, Fisher, Gonzalez,
 _____ Hickman, Kaiser, Martin
 Sophomores (9) _____ Hayes, Hogan, Huff, Keegan,
 _____ Kolwyck, Malloy, Rocker, Smith, Thomas
 Redshirt Freshman (1) _____ Murphy
 Freshmen (15) _____ Doolin, Duff, Hliboki, Jones, Keenan,
 _____ Laneve, Leiter, Maldonado, McElvain, McKenzie,
 _____ Noland, Rodriguez, Romero Jr., Schultz, Young



2 Harrison Ray
Jr. ★ 5-11 ★ 200 ★ R/R
IF ★ Longwood, Fla.



3 Cooper Davis
Jr. ★ 5-10 ★ 175 ★ L/R
OF ★ Mississauga, Ontario




5 CJ Rodriguez
Fr. ★ 5-10 ★ 185 ★ R/R
C ★ Newport Beach, Calif.




6 Tate Kolwyck
So. ★ 5-11 ★ 185 ★ R/R
IF ★ Memphis, Tenn.



8 Isaiah Thomas
So. ★ 6-2 ★ 190 ★ R/R
OF ★ Palm Beach Gardens, Fla.



9 Carter Young
Fr. ★ 6-0 ★ 177 ★ S/R
IF ★ Selah, Wash.



10 T.J. McKenzie
Fr. ★ 6-1 ★ 160 ★ R/R
IF ★ Loxahatchee, Fla.



11 Matt Hogan
So. ★ 6-0 ★ 190 ★ L/R
OF ★ Melville, N.Y.



12 Dominic Keegan
So. ★ 6-0 ★ 210 ★ R/R
UTL ★ Methuen, Mass.



16 Austin Martin
Jr. ★ 6-0 ★ 175 ★ R/R
UTL ★ Jacksonville, Fla.



18 Will Duff
Fr. ★ 5-11 ★ 185 ★ R/R
UTL ★ Springfield, Mo.




19 Troy Laneve
Fr. ★ 6-0 ★ 210 ★ L/R
OF ★ Pittsburgh, Pa.



20 Ty Duvall
Sr. ★ 5-10 ★ 185 ★ L/R
C ★ Lebanon, Ohio




21 Tyler Brown
Jr. ★ 6-4 ★ 233 ★ R/R
RHP ★ Ashland, Ohio




22 Jack Leiter
Fr. ★ 6-1 ★ 195 ★ R/R
RHP ★ Summit, N.J.



25 Parker Noland
Fr. ★ 6-1 ★ 195 ★ L/R
IF ★ Knoxville, Tenn.




27 Ethan Smith
So. ★ 6-1 ★ 200 ★ R/R
RHP ★ Mt. Juliet, Tenn.




29 Nate Maldonado
Fr. ★ 6-2 ★ 195 ★ R/R
RHP ★ Short Hills, N.J.




30 Sterling Hayes
So. ★ 6-1 ★ 190 ★ R/R
IF ★ San Diego, Calif.



32 Hugh Fisher
Jr. ★ 6-5 ★ 187 ★ R/L
LHP ★ Eads, Tenn.




33 Erik Kaiser
Jr. ★ 6-4 ★ 215 ★ R/R
RHP ★ Waterloo, Ill.



34 Spencer Jones
Fr. ★ 6-7 ★ 205 ★ L/L
UTL ★ Encinitas, Calif.



35 Chris McElvain
Fr. ★ 6-1 ★ 195 ★ R/R
RHP ★ Thompson Station, Tenn.




39 Jake Eder
Jr. ★ 6-4 ★ 220 ★ L/L
LHP ★ Ocean Ridge, Fla.



40 Sam Hliboki
Fr. ★ 6-3 ★ 185 ★ L/R
RHP ★ Los Angeles, Calif.




42 Justyn-Henry Malloy
So. ★ 6-2 ★ 210 ★ R/R
UTL ★ Bergenfield, N.J.




43 Michael Doolin
Fr. ★ 6-3 ★ 200 ★ L/R
RHP ★ Schererville, Ind.



44 Mason Hickman
Jr. ★ 6-6 ★ 230 ★ R/R
RHP ★ Hendersonville, Tenn.



45 Chance Huff
So. ★ 6-4 ★ 210 ★ R/R
RHP ★ Niceville, Fla.



49 Ryan Keenan
Fr. ★ 5-10 ★ 165 ★ L/L
UTL ★ Lighthouse Point, Fla.



50 Luke Murphy
R-Fr. ★ 6-5 ★ 175 ★ R/R
RHP ★ Cross Plains, Tenn.



55 Maxwell Romero Jr.
Fr. ★ 6-0 ★ 185 ★ L/R
C ★ Miramar, Fla.




66 Thomas Schultz
Fr. ★ 6-6 ★ 205 ★ R/R
RHP ★ Mount Carmel, Pa.



80 Kumar Rocker
So. ★ 6-4 ★ 255 ★ R/R
RHP ★ Athens, Ga.



99 Jayson Gonzalez
Jr. ★ 6-2 ★ 207 ★ R/R
IF ★ Covina, Calif.




4 Tim Corbin
Head Coach
18th Season



26 Scott Brown
Associate Head Coach
8th Season



24 Mike Baxter
Hitting Coach
3rd Season



1 David Macias
Volunteer Assistant Coach
3rd Season