VANDERBILT
BASKETBALL

Vanderbilt Commodores

Date	Opponent	Time • Result
11.1	**Clark Atlanta (Exhibition)**	**W, 95-55**
11.6	**Southeast Missouri State**	**7 p.m.**
11.11	**Texas A&M Corpus-Christi**	**7 p.m. (SECN)**
11.14	Richmond	6 p.m.
11.20	**Austin Peay**	**7 p.m.**
11.22	**South Carolina State**	**7 p.m.**
11.25	**Southeastern Louisiana**	**7 p.m.**
11.30	**Tulsa**	**7 p.m.**
12.3	**Buffalo**	**7 p.m.**
12.14	**Liberty**	**7 p.m.**
12.18	Loyola-Chicago (Phoenix, Ariz.)	5:30 p.m.
12.21	**UNC Wilmington**	**7 p.m.**
12.30	**Davidson**	**7 p.m.**
1.4	**SMU**	**8 p.m. (SECN)**
1.8	Auburn	8 p.m. (SECN)
1.11	**Texas A&M**	**2:30 p.m. (SECN)**
1.15	Arkansas	7:30 p.m. (SECN)
1.18	**Tennessee**	**5 p.m. (SECN)**
1.22	**Alabama**	**8 p.m. (SECN)**
1.25	South Carolina	7 p.m. (SECN)
1.29	Kentucky	5:30 p.m. (SECN)
2.1	**Florida**	**7:30 p.m. (SECN)**
2.5	**LSU**	**8 p.m. (SECN)**
2.8	Mississippi State	7:30 p.m. (SECN)
2.11	**Kentucky**	**6 p.m. (ESPN/2/U/SECN)**
2.15	Florida	7 p.m. (SECN)
2.18	Tennessee	5:30 p.m. (SECN)
2.22	**Georgia**	**5 p.m. (SECN)**
2.26	**Missouri**	**8 p.m. (ESPNU)**
2.29	Ole Miss	12 p.m. (SECN)
3.3	Alabama	7:30 p.m. (SECN)
3.7	**South Carolina**	**11:30 a.m. (SECN)**

* SEC contest • All times CT

Vanderbilt Commodores (1-0) vs. Texas A&M Corpus Christi (0-1)

VUCommodores.com
Twitter • @VandyMBB
Instagram • @VandyMBB
Facebook • VanderbiltAthletics
In-Game Notes • @VandyNotes

Nov. 6, 2019 • 7 p.m. CT
Memorial Gym • Nashville, Tenn. • 14,325

SEC Network
Richard Cross (play-by-play), Barry Booker (analyst),

WLAC 1510 AM / WNRQ FM 98.3
Joe Fisher (play-by-play), Tim Thompson (analyst)

Primary MBB Contact • Andy Boggs
andy.boggs@vanderbilt.edu • 615.828.8895

Vanderbilt Commodores
2019-20 Record: 1-0
Head Coach: Jerry Stackhouse
Career Record: 80-33 (2)
VU Record: 1-0 (1)
2019-20 LEADERS
Points: Aaron Nesmith (25.0)
Rebounds: Clevon Brown (8.0)
Assists: Scotty Pippen Jr. (6.0)
Blocks: Brown, Matthew Moyer (2.0)

Texas A&M Corpus Christi Islanders
2019-20 Record: 0-1
Head Coach: Willis Wilson
Career Record: 342-379 (26)
TAMU-CC Record: 124-132 (9)
2018-19 LEADERS
Points: Jashawn Talton (14.0)
Rebounds: Jashawn Talton, Elijah Schmidt (7.0)
Assists: Jashawn Talton (2.0)
Blocks: Perry Francois (1.0)

Series Record: First Meeting
Last Meeting: NA
Record at Vanderbilt: NA
Record at TAMU-CC: NA
Record at Neutral Site: NA
Coach Stackhouse vs. TAMU-CC: First Meeting

• New head coach Jerry Stackhouse is the 28th men's basketball coach in the history of Vanderbilt basketball. He is the first African-American Commodore men's basketball head coach and is one of two current African-American head coaches in the Southeastern Conference (Cuonzo Martin, Missouri).
• Stackhouse earned his first collegiate victory in the Commodores' season opener against Southeast Missouri, earning an 83-65 win over the Redhawks. Vanderbilt moved to 61-7 in home openers at Memorial Gym, and have won 13 consecutive season-opening game at the SEC's oldest facility.
• Stackhouse has been a star player at every level of basketball. He was a 1993 McDonald's All-American in high school and an All-American at North Carolina in 1995. He was the No. 3 overall pick in the 1995 NBA Draft, a two-time All-Star and earned the 2000-01 scoring title. In his 18-year NBA career, he scored 16,409 points while playing for the 76ers, Pistons, Wizards, Mavericks, Bucks, Heat, Hawks and Nets.
• His prior coaching stints have all come in the NBA or the NBA G League. He was an assistant coach for the Memphis Grizzlies in 2018-19, and was the head coach of the Toronto Raptors' G-League franchise, Raptors 905, in 2016-17 and 2017-18, where his teams won one championship (2017) and advanced to the finals (2018) in another. He was also named the G-League Coach of the Year in 2016-17.
• Sophomore Aaron Nesmith led the Commodores with 25 points with a career-high seven three-pointers made. Nesmith became the first Commodore since Matthew Fisher-Davis vs. Auburn on Jan. 4, 2017, to make seven threes in a game.
• Junior Saben Lee added 21 points, and senior Clevon Brown added a career-high 15 points. Brown also made three three-pointers against the Redhawks, a career best, and surpassed his 2018-19 season total (2).
• Four freshmen, Scotty Pippen Jr., Dylan Disu, Jordan Wright, and Oton Jankovic all made their collegiate debuts against the Redhawks. Redshirt sophomore Ejike Obinna returned to the court and scored seven points after redshirting last season.
• The Commodores return six letter winners from 2018-19, with junior Saben Lee leading the way for the Commodores a year ago. Lee averaged 12.7 points per game and led the team with 3.8 assists per contest. Sophomore Aaron Nesmith also averaged double figures a year ago with 11.0 points per game. Other letter winners returning include junior guard Maxwell Evans, junior forward Matthew Moyer, senior forward Clevon Brown, and junior guard Isaiah Rice. Redshirt sophomore Ejike Obinna returns to the floor after redshirting last season.
• Nesmith was recently named to the preseason All-SEC second-team by the league's coaches.
• Saben Lee was one of seven major conference underclassmen in 2018-19 with 400+ points, 100+ rebounds and 100+ assists, and is the only one in the SEC. (Terence Davis and Grant Williams were the only others in the SEC to reach those numbers.)
• The Commodores are one of only three schools (UNLV and Princeton) to have made a three-point basket since the inception of the three-point line in the 1986-87 season. With a made three against Texas A&M Corpus Christi, Vanderbilt will move to 1,066 consecutive games with a three-pointer.
• The Commodores have had five first-round NBA Draft picks since 2012, the second-most in the SEC in that time span - Darius Garland (5th, Cleveland Cavaliers), Wade Baldwin IV (17th, Memphis Grizzlies), Damian Jones (30th, Golden State Warriors), and John Jenkins (23rd, Atlanta) and Festus Ezeli (30th, Golden State). Garland, Jones, and former standout Luke Kornet (Chicago Bulls) are all active players in the NBA.
• Memorial Gym is the SEC's oldest faciilty, built in 1952. The Commodores are 803-235 all-time in the building.

TV/Radio Roster

0

Saben Lee

G ★ 6-2 ★ 183 ★ Jr. ★ Phoenix, Ariz.

PPG	RPG	APG	SPG	BPG	MPG
21.0	4.0	4.0	1.0	0.0	28.0

- Leading scorer in all games at 12.7 ppp from 2018-19.
- Scored 21 points in junior season debut vs. SEMO
- Son of former FSU/NFL great Amp Lee.
- Played in 65 games in his career.
- Majoring in Human and Organizational Development

CAREER HIGHS
Pts. - 24, last vs. Oklahoma (1/26/19)
Rebs. - 9, vs. TAMU (2/24/18)
Ast. - 9, vs. TAMU (2/24/18)
Min. - 42, vs. UT (1/23/19)

1

Dylan Disu

F ★ 6-9 ★ 220 ★ Fr. ★ Pflugerville, Texas

PPG	RPG	APG	SPG	BPG	MPG
0.0	5.0	0.0	2.0	1.0	18.0

- Averaged 23.4 ppg, 10.1 rbg as senior at Hendrickson HS
- Made collegiate debut vs. SEMO. Played 18 minutes and grabbed five rebounds.
- Undecided in Major

CAREER HIGHS
Pts. -
Rebs. - 5, vs. SEMO (11/6/19)
Ast. -
Min. - 18, vs. SEMO (11/6/19)

2



Scotty Pippen Jr.

G ★ 6-1 ★ 170 ★ Fr. ★ Los Angeles, Calif.

PPG	RPG	APG	SPG	BPG	MPG
7.0	2.0	6.0	2.0	0.0	26.0

- Started first game of his collegiate career vs. SEMO.
- Tallied 7 points, 2 rebounds, 6 assists, 2 steals in 27 minutes.
- Son of NBA legend and Naismith Hall of Famer Scottie Pippen.
- Undecided in Major

CAREER HIGHS
Pts. - 7, vs. SEMO (11/6/19)
Rebs. - 2, vs. SEMO (11/6/19)
Ast. - 6, vs. SEMO (11/6/19)
Min. - 27, vs. SEMO (11/6/19)

3

Maxwell Evans

G ★ 6-2 ★ 190 ★ Jr. ★ Houston, Texas

PPG	RPG	APG	SPG	BPG	MPG
6.0	1.0	3.0	0.0	0.0	24.0

- Played in 61 total games and made 18 starts in his career.
- Started against SEMO.
- Scored 6 points in 24 minutes vs. Redhawks.
- Scored a career-high 16 points against Savannah St. in '19-20.
- Majoring in Sociology

CAREER HIGHS
Pts. - 16, vs. Savannah State (11/27/17)
Rebs. - 9, at Arkansas (02/10/18)
Ast. - 6, vs. USC (11/19/17)
Min. - 32, vs. USC (11/19/17)

4



Jordan Wright

G ★ 6-5 ★ 226 ★ Fr. ★ Baton Rouge, La.

PPG	RPG	APG	SPG	BPG	MPG
0.0	1.0	1.0	0.0	0.0	8.0

- Made collegiate debut vs. SEMO; played 8 minutes.
- Averaged 20 points, 13 rebounds, six assists, two blocks, and two steals as a senior at the Dunham School.
- Undecided in Major

CAREER HIGHS
Pts. -
Rebs. - 1, vs. SEMO (11/6/19)
Ast. - 1, vs. SEMO (11/6/19)
Min. - 8, vs. SEMO (11/6/19)

13



Matthew Moyer

F ★ 6-8 ★ 229 ★ R-Jr. ★ Gahanna, Ohio

PPG	RPG	APG	SPG	BPG	MPG
2.0	6.0	0.0	2.0	1.0	21.0

- Transferred from Syracuse after 2017-18 season
- Played in 68 career games; 31 with the Commodores
- Started in opening game vs. SEMO
- Scored 2 points and had 6 rebounds vs. Redhawks
- Majoring in Communication Studies

CAREER HIGHS
Pts. - 18. vs. UConn (12/5/17)
Rebs. - 10, at Fla. St. (1/13/18)
Ast. - 5, vs. Savannah State (11/27/18)
Min. - 36, vs. UConn (12/5/17)

15



Clevon Brown

F ★ 6-8 ★ 232 ★ Sr. ★ San Antonio, Texas

PPG	RPG	APG	SPG	BPG	MPG
15.0	8.0	0.0	0.0	2.0	31.0

- Played in 98 career games and made 17 starts
- Started vs. SEMO, scored career-high 15 points.
- Also had a career-high three three-pointers
- Led team in blocks in 2018-19 (1.3 per game); had 8 vs. TAMU
- Majoring in Medicine, Health & Society

CAREER HIGHS
Pts. - 15, vs. SEMO (11/6/19)
Rebs. - 6, 2x, last at UF (12/30/17)
Ast. - 4 vs South Carolina (1/16/19)
Min. - 31, 2x, last vs. SEMO (11/6/19)

24

Aaron Nesmith

F ★ 6-6 ★ 213 ★ So. ★ Charleston, S.C.

PPG	RPG	APG	SPG	BPG	MPG
25.0	4.0	2.0	1.0	1.0	34.0

- Preseason 2nd-Team All-SEC selection by coaches
- Scored team-best 25 points vs. SEMO
- Made a career-high 7 three pointers vs. SEMO
- Scored 20+ points in four SEC games as a true freshman
- Majoring in Human and Organizational Development

CAREER HIGHS
Pts. - 26, at UF (2/13/19)
Rebs. - 14, vs Auburn (2/16/19)
Ast. - 4, at USC (11/11/18)
Min. - 42, vs UT (1/23/19)

50

Ejike Obinna

C ★ 6-10 ★ 243 ★ R-So. ★ Enugu, Nigeria

PPG	RPG	APG	SPG	BPG	MPG
7.0	0.0	0.0	1.0	1.0	8.0

- Redshirted the 2018-19 season
- Scored 7 points in return to the floor vs. SEMO
- Scored career-high 14 points at Miss. State in 22 minutes of action; posted career-best 7 rebounds vs. Virginia
- Majoring in Human and Organizational Development

CAREER HIGHS
Pts. - 14, at Miss. State (1/16/18)
Rebs. - 7, vs. Virginia (11/23/17)
Ast. - 1, vs. Georgia (3/7/18)
Min. - 22, at Miss. State (1/16/18)

55



Oton Jankovic

F ★ 6-10 ★ 212 ★ Fr. ★ Zagreb, Croatia

PPG	RPG	APG	SPG	BPG	MPG
0.0	0.0	1.0	0.0	0.0	2.0

- Made collegiate debut vs. SEMO. Played two minutes and had one assist.
- Started exhibition game vs. Clark Atlanta. Played 24 minutes, scored seven points and grabbed three rebounds.
- Undecided in major

CAREER HIGHS
Pts. -
Rebs. -
Ast. - 1, vs. SEMO (11/6/19)
Min. -

2019-20 Vanderbilt Commodores

No.	Name	Pos.	Ht.	Wt.	Cl.-Yr	Hometown (Previous School)
0	Saben Lee	G	6-2	183	Jr. – 3rd	Phoenix, Ariz. (Corona Del Sol)
1	Dylan Disu	F	6-9	220	Fr. – 1st	Pflugerville, Texas (Henderickson)
2	Scotty Pippen Jr.	G	6-1	170	Fr. - 1st	Los Angeles, Calif. (Sierra Canyon)
3	Maxwell Evans	G	6-2	190	Jr. – 3rd	Houston, Texas (Bellaire)
4	Jordan Wright	G/F	6-5	226	Fr. – 1st	Baton Rouge, La. (The Dunham School)
5	DJ Harvey	G	6-6	235	R-So. – 3rd	Bowie, Md. (Notre Dame/DeMatha)
10	Drew Weikert	G	6-0	170	So. - 1st	Nashville, Tenn. (Montgomery Bell Academy)
13	Matthew Moyer	F	6-8	229	R-Jr. – 4th	Gahanna, Ohio (Syracuse/South Kent Prep)
14	Isaiah Rice	G	5-11	195	Jr. – 3rd	Indianapolis, Ind. (Park Tudor)
15	Clevon Brown	F	6-8	232	Sr. -4th	San Antonio, Texas (Churchill)
20	Trace Arbuckle	G	6-2	170	Jr. - 1st	Carmel, Ind. (Park Tudor)
21	Jon Jossell	G	5-9	160	Sr. - 1st	Arcadia, Okla. (Destiny Christian)
24	Aaron Nesmith	F	6-6	213	So. – 2nd	Charleston, S.C. (Porter Gaud)
42	Quentin Millora-Brown	F	6-10	229	R-Fr. – 2nd	Lorton, Va. (Rice/South County)
50	Ejike Obinna	F/C	6-10	243	R-So. – 3rd	Enugu, Nigeria (Virginia Academy)
55	Oton Jankovic	F	6-10	212	Fr. – 1st	Zagreb, Croatia (Montverde Academy)

COACHING STAFF

Head Coach ..... **Jerry Stackhouse** (North Carolina, 1999) – 1st
Associate Head Coach..... **David Grace** (Park University, 2003) – 1st
Assistant Coach .....**Adam Mazarei** (University of Redlands, 2006) – 1st
Assistant Coach ..... **Faragi Phillips** (Mississippi Valley State, 1999) – 1st
Chief of Staff.....**Adell Harris** (Wake Forest, 2002) – 1st
Senior Advisor to Head Coach..... **Ricardo Patton** (Belmont, 1980) – 1st
Special Assistant to Head Coach..... **Nicki Gross** (Seton Hall, 2011) – 1st
Director of Scouting/Recruiting..... **Andy Fox** (Cornell (Iowa), 2004) – 1st
Director of Operations.....**Shasha Brown** (Wesleyan, 2013) – 1st
Director of Player Personnel ..... **James Strong** (Vanderbilt, 2000) – 1st
Director of Player Development/ ..... **Damany Hendrix** (Lamar, 2003) – 1st
Quality Control
Asst. Video Coordinator ..... **Kurt Bambauer** (Gonzaga, 2017) – 1st

SUPPORT STAFF

Athletic Communications Dir. .....**Andy Boggs** (Florida State, 1998)
Academic Support .....**Morgan Roche** (Quinnipiac, 2012)
Athletic Trainer.....**Brandon Wells** (UW-Stevens Point, 2007)
Strength and Conditioning.....**Carlos Daniel** (Washington State, 2012)

PRONUNCIATION GUIDE

Clevon Brown.....**CLEE-von**
Dylan Disu.....**Di-Soo**
Oton Jankovic.....**Oh-TAHN**
Aaron Nesmith.....**NEE-smith**
Ejike Obinna .....**EH-Je-KAY Oh-Bean-a**

ROSTER BY CLASS

Seniors (2)
Clevon Brown.....San Antonio, Texas
Jon Jossell .....Arcadia, Okla.

Juniors (6)
Trace Arbuckle.....Carmel, Ind.
Maxwell Evans .....Houston, Texas
Saben Lee ..... Phoenix, Ariz.
Matthew Moyer .....Gahanna, Ohio
Isaiah Rice .....Indianapolis, Ind.

Sophomores (3)
Aaron Nesmith.....Charleston, S.C.
DJ Harvey .....Bowie, Md.
Ejike Obinna .....Enugu, Nigeria
Drew Weikert .....Nashville, Tenn.

Freshman (5)
Dylan Disu .....Pflugerville, Texas
Oton Jankovic.....Zagreb, Croatia
Quentin Millora-Brown..... Lorton, Va.
Scotty Pippen Jr...... Los Angeles, Calif.
Jordan Wright.....Baton Rouge, La.

Vanderbilt Basketball Quick Hitters

• This is the 117th year of Vanderbilt basketball, with the first season taking place in 1900-01. There were no teams in 1904-05 and 1905-06.

• The Commodores have been named to 15 NCAA Tournaments and 12 NIT's. Vanderbilt advanced to the Elite 8 in 1965 (field of 23), and the Sweet 16 in 1988, 1993, 2004, and 2007. The Commodores captured the NIT Championship in 1990 and finished runner-up in 1994.

• Vanderbilt's Perry Wallace became the first African-American scholarship basketball player in the SEC when he took the court in 1967.

• The Commodores have 48 career 1,000-point scorers, with Shan Foster (2004-08) the all-time leading scorer with 2,011 career points.

• Vanderbilt has had 12 All-Americans since 1950. They are: Billy Joe Adcock (1950), Clyde Lee (1965), Tom Hagan (1969), Jan van Breda Kolff (1974), Will Perdue (1988), Billy McCaffrey (1993), Dan Langhi (2000), Matt Freije (2004), Derrick Byars (2007), Shan Foster (2008), and John Jenkins (2011).

• Vanderbilt had two players selected in the 2016 NBA Draft - Wade Baldwin IV, Memphis, 17th pick and Damian Jones, Golden State 30th pick - one of only three schools with two or more players drafted in the first round. In all, 38 Vanderbilt players have been selected in the NBA Draft since 1950.

• Darius Garland was selected fifth in the 2019 NBA Draft, the second-highest draft pick for the Commodores. Clyde Lee was selected with the third pick by the San Francisco Warriors in the 1966 NBA Draft.

• The Commodores had three players drafted in the first 31 picks of the 2012 NBA Draft - John Jenkins, Atlanta, 23rd pick, Festus Ezeli, Golden State, 30th pick, Jeffery Taylor, Charlotte, 31st pick - the most by the Commodores in one draft.

• The Commodores ended a 61-year SEC Tournament drought in 2012 by claiming the tournament championship in New Orleans, the team's first SEC tournament championship since 1951.

• Kevin Stallings is the winningest coach in Vanderbilt history with 322 total victories (17 years, 322-220).

• All three of the university's top all-time scorers played for Kevin Stallings (Foster, Jeffery Taylor, Matt Freije). John Jenkins, who is 10th on the list, also played for him.

• Vanderbilt's intercollegiate athletics teams are nicknamed the Commodores, in honor of the nickname given to founder Cornelius Vanderbilt, who made his fortune in shipping. Vanderbilt donated $1 million to begin "Central University" in 1875 - the campus was later renamed for Cornelius because of his generosity. Cornelius never stepped foot on the campus that bears his namesake.

Vanderbilt University • Vanderbilt Athletics

• Vanderbilt is ranked 14th among national universities by U.S. News & World Report. It ranks seventh in best value schools by the magazine.

• According to the 2019 Princeton Review, Vanderbilt ranks third for best quality of life, happiest students and most beautiful campuses in the nation.

• The university was founded in 1873 with a $1 million gift from "Commodore" Cornelius Vanderbilt. Kirkland Hall, which continues as the main administration building on campus, is the only original structure that remains today.

• Vanderbilt teams have captured five NCAA championships, all since 2007. The Commodore baseball team won the most recent national trophy, claiming the 2019 College World Series in June. It was the second NCAA title for head coach Tim Corbin and the Vanderbilt baseball team. Other NCAA titles have been earned by women's bowling (2007, 2018) and women's tennis (2015).

• In 2018-19, Vanderbilt had the smallest undergraduate enrollment (6,861) and total enrollment (12,824) in the Southeastern Conference.

• Vanderbilt is a charter member of the Southeastern Conference.

• Vanderbilt Athletics is the only Power 5 Conference member with an African American in the key roles of athletics director (Malcolm Turner), football head coach (Derek Mason) and men's basketball head coach (Jerry Stackhouse).

• Less than 10% of 34,313 high school applications were accepted for admission to Vanderbilt in 2018-19.

• Sixty-four percent of Vanderbilt's 2018-19 freshman class came from public schools.

• All 50 states are represented by Vanderbilt's diverse undergraduate enrollment.

• The largest college on campus is Arts & Science with 4,036 undergraduates. The Blair School of Music is the smallest college with 217 students.

• Ninety percent of students live on campus, which features 20 residential halls and apartments.

• There are more than 139,000 living alumni of the university.

• The 330-acre Vanderbilt campus, situated in an urban setting just two miles from business and governmental core of Nashville, is designated as an arboretum, and features approximately 190 species of trees and shrubs.

• Sixty-five percent of Vanderbilt undergraduates receive some sort of financial aid.

• The Jean and Alexander Heard Library system contains over eight million items across 10 libraries on campus and stands as one of the nation's top research libraries.

• Notable Vanderbilt alumni include PGA Tour FedEx Cup winner Brandt Snedeker, LPGA golfer and 2019 Solheim Cup USA team member Marina Alex, NBA champions Will Perdue, Festus Ezeli and Damian Jones, numerous Major League Baseball standouts such as David Price, Sonny Gray, Dansby Swanson and Walker Buehler, and more than 20 players active in the NFL such as cornerbacks Casey Hayward and Joejuan Williams, wide receiver Jordan Matthews, linebackers Zach Cunningham and Oren Burks, lineman Stephen Weatherly and receiver Trent Sherfield.

• Off the field, other prominent alumni include NBC Sunday Morning Show host and MSNBC's Morning Joe co-host Willie Geist, country music star Dierks Bentley, best-selling author James Patterson, FOX Sports commentator Skip Bayless and ESPN baseball expert Buster Olney.

Official Basketball Box Score - Final

Southeast Mo. St. at Vanderbilt

11/07/19 Memorial Gymnasium, Nashville

2019-20 Men's Basketball

Game Time: 1:00 AM
Game Duration: 1:52
Attendance: 8,097

Officials: Doug Shows, Steven Anderson, Wil Howard

Southeast Mo. St. - 65 **Record: 0-1**

NO.	Name		Min	FG M-A	3P M-A	FT M-A	Rebounds OR	DR	TOT	Fouls PF	FD	TP	AS	TO	ST	Blocks BS	BA	+/-
10	Quatarrius Wilson	F	29:37	4-11	0-0	4-7	6	7	13	2	5	12	1	3	2	1	3	-17
23	Sage Tolbert	F	29:48	3-8	0-0	3-4	2	5	7	1	4	9	1	3	1	0	1	-7
0	Alex Caldwell	G	31:57	3-8	0-3	2-2	0	4	4	3	1	8	1	1	1	0	0	-13
3	Skyler Hogan	G	08:36	1-2	0-1	0-0	0	1	1	1	0	2	1	1	0	0	0	-10
4	Oscar Kao	G	11:26	0-0	0-0	0-0	1	1	2	1	2	0	0	1	0	0	0	-20
25	Nygal Russell		24:10	3-8	0-4	0-0	0	2	2	2	0	6	0	2	0	0	0	-1
11	DQ Nicholas		15:48	1-2	1-1	2-2	0	1	1	0	2	5	1	2	0	0	1	-4
44	Darrious Agnew		10:23	3-6	0-0	0-0	1	1	2	1	0	6	0	0	0	0	1	-1
5	Chris Harris		28:03	6-9	2-3	1-2	0	1	1	2	2	15	0	3	0	1	1	-6
13	Isaiah Gable		10:12	1-4	0-1	0-1	2	0	2	1	2	2	0	0	0	0	1	-11
Team							2	1	3			0		1				
Totals				25-58	3-13	12-18	14	24	38	15	18	65	5	17	4	2	8	-18

Technical Fouls: Bench 2nd3:37

Shooting By Period			
1st	FG%	12-26	46.2%
	3PT%	2-7	28.6%
	FT%	6-10	60%
2nd	FG%	13-32	40.6%
	3PT%	1-6	16.7%
	FT%	6-8	75%
GM	FG%	25-58	43.1%
	3PT%	3-13	23.1%
	FT%	12-18	66.7%

Dead Ball Rebounds: 0, 0

Vanderbilt - 83 **Record: 1-0**

NO.	Name		Min	FG M-A	3P M-A	FT M-A	Rebounds OR	DR	TOT	Fouls PF	FD	TP	AS	TO	ST	Blocks BS	BA	+/-
13	Matthew Moyer	F	20:55	1-5	0-3	0-0	0	6	6	2	0	2	0	1	1	2	0	13
15	Clevon Brown	F	30:39	6-9	3-4	0-0	5	3	8	0	2	15	0	2	0	2	0	8
24	Aaron Nesmith	F	33:29	8-12	7-11	2-2	0	4	4	2	1	25	2	2	1	1	0	9
2	Scotty Pippen Jr.	G	26:44	2-8	1-4	2-4	0	2	2	2	4	7	6	2	2	0	1	12
3	Maxwell Evans	G	23:35	2-3	2-3	0-1	0	1	1	2	2	6	3	1	0	0	0	14
0	Saben Lee		28:17	8-16	1-5	4-6	1	3	4	3	3	21	4	0	1	0	0	12
1	Dylan Disu		17:43	0-5	0-4	0-0	1	4	5	2	0	0	0	0	2	1	1	10
4	Jordan Wright		07:55	0-0	0-0	0-0	0	1	1	1	1	0	1	2	0	1	0	7
50	Ejike Obinna		08:31	3-3	0-0	1-1	0	0	0	3	1	7	0	1	1	1	0	8
55	Oton Jankovic		02:12	0-0	0-0	0-0	0	0	0	1	0	0	1	1	0	0	0	-3
Team							3	1	4			0		0				
Totals				30-61	14-34	9-14	10	25	35	18	14	83	17	12	8	8	2	18

Technical Fouls::NONE

Shooting By Period			
1st	FG%	13-30	43.3%
	3PT%	5-17	29.4%
	FT%	1-3	33.3%
2nd	FG%	17-31	54.8%
	3PT%	9-17	52.9%
	FT%	8-11	72.7%
GM	FG%	30-61	49.2%
	3PT%	14-34	41.2%
	FT%	9-14	64.3%

Dead Ball Rebounds: 2, 0

	SEM	VAN
Biggest lead	2 (2nd 19:23)	20 (2nd 2:16)
Best Scoring Run	11(1st 3:35)	11(1st 17:31)
Lead Changes	2	
Times Tied	4	
Time with Lead	00:31	35:04

Points from	SEM	VAN
Turnovers	10	17
Paint	42	30
Second Chance	17	4
Fast Breaks	13	15
Bench	34	28

Period by Period Scoring	1st	2nd	TOT
SEM	32	33	65
VAN	32	51	83

NASHVILLE, Tenn. (AP) – Jerry Stackhouse was in a joking mood moments after winning his coaching debut.

"878 more and then I'll tie coach Smith," kidded Stackhouse about his college coach at North Carolina, Dean Smith, one of college basketball's winningest coaches with 879 career wins. "You know what I'm saying, so I'm well on my way."

Vanderbilt ended a 20-game losing streak in Stackhouse's coaching debut, and Aaron Nesmith led the way with 25 points, including a career-high seven 3-pointers in an 83-65 win over Southeast Missouri State on Wednesday night.

The first African-American head coach at Vanderbilt, Stackhouse was a Memphis Grizzlies assistant last season and played in the NBA for 18 years.

"Just constant repetition," said Nesmith about his 3-point success. "Just working in practice, working on my own, just making sure it's the same form every time."

Nesmith hit 7 of 11 from 3-point range as the Commodores ended their long drought.

"I've been waiting for this for about, like, 11 months," Nesmith said. "It's been awhile. Brand new team, practically all freshmen."

Saben Lee added 21 points off the bench and Clevon Brown added 15 for the Commodores (1-0).

The game was tied at 44 early in the second half before the Commodores started to pull away, outscoring the Redhawks 39-21 during the final 6:28.

"I thought our guys started to focus in on things they can't control," said Southeast Missouri's Rick Ray, a former Mississippi State coach. "You know, not getting a call from a referee. Not having experience. Hey, I got a great shot, it didn't go in."

The Stackhouse era got off to a rousing start with the Commodores seizing an 11-0 lead, including three straight 3-pointers to open the game.

Southeast Missouri answered with a 16-2 run, sending the teams into halftime tied at 32.

Chris Harris led the Redhawks with 15 points as the junior guard hit 6 of 9 from the floor. Quatarrius Wilson had 12 points and 13 rebounds.

"We've just to come out with more urgency," Wilson said. "Punch them in the mouth, basically."

The first 1,000 fans were given "Stack's House" T-shirts to celebrate Stackhouse's arrival.

Former Chicago Bulls star Scottie Pippen was in the crowd watching as his son, Scotty Jr., made his Vanderbilt debut, starting at point guard as a freshman. Pippen had a game-high six assists and seven points.

Vanderbilt won its 13th straight home opener.

Historic Memorial Gymnasium In 68th Season

Storied Memorial Gymnasium is in its 68th season as the host venue of Vanderbilt basketball. The SEC's most historic hoops setting has played host to more than 950 men's contests as well as the 1984 and 1991 SEC Tournaments and 40 men's and women's NCAA Tournament contests (since the early 1980s).

As the oldest gymnasium in the SEC, Memorial Gymnasium is renown for its end zone benches, raised floor and unique atmosphere. It was dedicated in 1952 as a memorial to all Vanderbilt men and women who served in World War II. It was built by the late master architect Edwin Keeble, who was commissioned to build a combination gymnasium/concert hall.

.778	All-time winning percentage at Memorial Gym (803-235).
.887	Winning percentage against non-conference opponents since 1990 (221-28).
6	Undefeated seasons at home.
6	Number-one teams defeated

Winningest Coaches at Memorial Gymnasium

Coach	Yrs	Record
1. Kevin Stallings (2000-16)	17	226-65
2. Roy Skinner (1959, 1962-76)	16	181-41
3. Bob Polk (1948-58, 1960-61)	8	96-15
4. C.M. Newton (1982-89)	8	91-37
5. Jan van Breda Kolff (1994-99)	6	75-20
6. Eddie Fogler (1990-93)	4	54-12

ANNUAL ATTENDANCE FIGURES

Year	All Games	Attendance	Average	NCAA Rank	SEC Games	SEC Attendance	Average
2019-20	1	8,097	8,097	-	-	-	-
2018-19	18	172,976	9,610	-	9	93,932	10,437
2017-18	18	165,131	9,174	46	9	89,065	9,896
2016-17	16	154,169	9,636	45	9	92,645	10,294
2015-16	16	178,167	11,135	36	9	107,318	11,924
2014-15	19	168,377	8,862	51	9	88,830	9,870
2013-14	16	152,539	9,534	45	9	92,455	10,273
2012-13	15	159,557	10,637	36	9	100,986	11,221
2011-12	18	246,561	13,698	18	8	112,368	14,046
2010-11	17	234,632	13,802	18	8	114,346	14,293
2009-10	16	217,965	13,623	21	8	113,539	14,192
2008-09	17	225,686	13,276	25	8	112,833	14,104
2007-08	19	254,954	13,418	22	8	113,713	14,214
2006-07	17	204,511	12,030	31	8	109,043	13,630
2005-06	16	195,159	12,197	24	8	108,258	13,532
2004-05^	19	191,678	10,088	43	8	105,357	13,170
2003-04	17	192,301	11,312	33	8	106,990	13,374
2002-03	16	153,123	9,570	46	8	96,906	12,113
2001-02	17	150,325	8,843	50	8	93,873	11,734
2000-01	19	186,468	9,814	45	8	102,055	12,757
1999-00*	18	197,770	10,987	30	8	106,741	13,343
1998-99	16	192,538	12,034	26	8	106,128	13,266
1997-98	16	213,974	13,373	21	8	117,819	14,727
1996-97	16	207,771	12,986	25	8	120,214	15,027
1995-96	18	226,354	12,575	28	8	112,996	14,125
1994-95	13	183,042	14,080	17	8	118,932	14,867
1993-94	16	223,997	14,000	15	8	121,345	15,168
1992-93	14	212,156	15,154	11	8	122,536	15,317
1991-92	17	210,585	12,387	29	8	115,104	14,388
1990-91	16	214,638	13,415	19	9	133,482	14,831
1989-90	19	259,992	13,684	18	9	136,136	15,126
1988-89	15	224,657	14,977	13	9	137,212	15,246
1987-88	16	223,747	13,984	14	9	138,393	15,377
1986-87	17	226,343	13,314	14	9	130,854	14,539
1985-86	15	200,806	13,387	14	9	128,059	14,229
1984-85	16	194,390	12,149	17	9	122,514	13,613
1983-84	18	249,292	13,850	10	9	135,546	15,050
1982-83	17	237,584	13,976	9	9	135,418	15,046
1981-82	14	202,225	14,445	9	9	131,699	14,633
1980-81	15	227,478	15,165	9	9	136,436	15,160
1979-80	15	228,029	15,202	5	9	138,754	15,417
1978-79	14	215,330	15,380	5	9	139,930	15,547
1977-78	14	207,375	14,813	5	9	134,232	14,915
1976-77	15	211,966	14,131	4	9	149,108	16,568
1975-76	13	180,901	13,915	-	9	135,375	15,042
1974-75	12	178,527	14,877	-	9	134,304	14,923
1973-74	12	182,728	15,227	-	9	140,252	15,584
1972-73	12	173,567	14,464	-	9	131,193	14,577
1971-72	12	156,778	13,065	-	9	120,172	13,352
1970-71	12	170,634	14,220	-	9	130,260	14,473
1969-70	12	176,763	14,730	-	9	135,745	14,861
1968-69	12	126,896	10,575	-	9	95,300	10,589
1967-68	12	129,722	10,810	-	9	96,274	10,697
1966-67	12	105,492	8,791	-	9	79,173	8,797
1965-66	12	106,022	8,835	-	9	62,368	8,910
1964-65	12	98,821	8,235	-	9	65,712	8,214
1963-64	12	84,827	7,069	-	6	35,684	5,947
1962-63	12	75,261	6,272	-	6	46,183	6,598
1961-62	13	73,640	5,665	-	8	47,357	5,920
1960-61	13	74,187	5,707	-	7	45,549	6,507
1959-60	14	76,199	5,443	-	8	46,064	5,758

^ First year capacity increased from 14,168 to 14,316; * First year capacity decreased from 15,311 to 14,168



Jerry Stackhouse

2017 G-League Coach of the Year (Raptors 905)
2017 G-League Champions
2018 G-League s Runner-Up
2-Time NBA All-Star (2000, 2001)
18-Year NBA Career

Stackhouse Through The Years

Year	Team	Position	W-L	Conf.	Postseason
2020	Vanderbilt	Head Coach	1-0		
2019	Memphis (NBA)	Asst. Coach	33-49		-
2018	Raptors 905 (GLeague)	Head Coach	31-19		GLeague Finals
2017	Raptors 905 (GLeague)	Head Coach	39-11		GLeague Champions
2016	Toronto (NBA)	Asst. Coach	56-26		Eastern Conference Finals
Vanderbilt Coaching Totals		**1 year**	**1-0**		
Head Coaching Totals		**2 years**	**71-30**		
All Coaching Totals		**4 years**	**160-75**		

Playing Career

2013 Brooklyn (NBA)
2012 Atlanta (NBA)
2010 Miami (NBA)
2010 Milwaukee (NBA)
2009 Dallas (NBA)
2008 Dallas (NBA)
2007 Dallas (NBA)
2006 Dallas (NBA)
2005 Dallas (NBA)
2004 Washington (NBA)
2003 Washington (NBA)
2002 Detroit (NBA)
2001* Detroit (NBA)
2000* Detroit (NBA)
1999 Detroit (NBA)
1998 Detroit (NBA)
1998 Philadelphia (NBA)
1997 Philadelphia (NBA)
1996 Philadelphia (NBA)
1995 North Carolina
1994 North Carolina
***NBA All-Star**

Most NBA Seasons Played

1. Juwan Howard (Michigan) – 22
2. **Jerry Stackhouse – 19**
3. Donyell Marshall (Central Connecticut) – 18
4. Patrick Ewing (Georgetown)
   Lindsey Hunter (Mississippi Valley State
   Terry Porter (Portland) – 17
5. Danny Manning (Wake Forest) – 16

Highest Career Points per Game Average

1. Patrick Ewing (Georgetown) – 21.0 PPG
2. **Jerry Stackhouse – 16.9 PPG**
3. Penny Hardaway (Memphis) – 15.5 PPG
4. Danny Manning (Wake Forest) – 14.0 PPG
5. Damon Stoudamire (Pacific) – 13.4 PPG

Career High in Points Scored in an NBA Game

1. Damon Stoudamire (Pacific) – 54
2. Patrick Ewing (Georgetown) – 51
3. Danny Manning (Wake Forest) – 43
4. Juwan Howard (Michigan), Penny Hardaway (Memphis) – 42
5. **Jerry Stackhouse, Terry Porter (Portland) – 40**

Total NBA Career Points Scored

1. Patrick Ewing (Georgetown) – 24,815
2. **Jerry Stackhouse – 16,409**
3. Juwan Howard (Michigan) – 16,159
4. Terry Porter (Portland) – 15,586
5. Danny Manning (Wake Forest) – 12,367

NBA All-Star Games

1. Patrick Ewing (Georgetown) – 11
2. Penny Hardaway (Memphis) – 4
3. Dan Majerle (Grand Canyon) – 3
4. **Jerry Stackhouse, Terry Porter (Portland), Danny Manning (Wake Forest)– 2**

Total NBA Playoff Games

1. Lindsey Hunter (Mississippi Valley State) – 147
2. Patrick Ewing (Georgetown) – 139
3. Terry Porter (Portland) – 124
4. Dan Majerle (Grand Canyon) – 123
5. **Jerry Stackhouse, Aaron McKie (Temple)– 75**

VANDERBILT ATHLETIC COMMUNICATIONS

INTERVIEW POLICY

Vanderbilt head coach Jerry Stackhouse and selected Vanderbilt players will be available to the media before practice on a weekly basis during the non-conference season, and bi-weekly during the SEC season.
The times for those media sessions will be emailed to media members in advance of those pre-practice interviews. Media may photograph the first 20 minutes of practice. All practices are closed to the public.

POSTGAME INTERVIEW POLICY

Vanderbilt head coach Jerry Stackhouse will enter the Memorial Gym interview room after the NCAA-mandated 10-minute cooling off period, and after the visiting team makes an appearance in the interview room.

VUCOMMODORES.COM

The official website of Vanderbilt athletics, vucommodores.com, includes pregame notes, season statistics, videos of press conferences and meetings with the media, live stats, twitter feeds, and streaming audio and video of everything that is Commodore athletics.

@VANDYMBB

The official Twitter feed of Vanderbilt men's basketball, follow the latest information and get breaking news on Commodore basketball.

IN-GAME INFORMATION

Game Notes: At Vanderbilt, we love our trees. In an effort to become more environmentally friendly, we have ceased the practice of printing game notes. Notes and statistics for both teams can be found online at VUCommodores.com/mbbpressbox.
In-Game and Postgame Notes: @VandyNotes
In-Game Stats: VandyStats.com

INS AND OUTS

Career Games Played

Player	Games	Starts	Cons. Starts
Clevon Brown	99	17	5
Matthew Moyer	66	26	1
Saben Lee	65	61	-
Maxwell Evans	60	18	2
Aaron Nesmith	33	20	20
Ejike Obinna	26	14	-
Isaiah Rice	5	-	-
Scotty Pippen Jr.	1	1	1
Dylan Disu	1	-	-
Jordan Wright	1	-	-
Oton Jankovic	1	-	-

Double-Digit Scoring Games

Player	Career (Record)	'19-20	Cons.
Saben Lee	39 (14-25)	1 (1-0)	1 (1-0)
Aaron Nesmith	14 (4-10)	1 (1-0)	1 (1-0)
Maxwell Evans	7 (4-3)	4 (2-2)	-
Matthew Moyer	4 (3-1)	4 (3-1)	-
Clevon Brown	2 (2-0)	1 (1-0)	1 (1-0)
Ejike Obinna	1 (0-1)	1 (0-1)	-

Double-Digit Rebounding Games

Player	Career	'19-20	Cons.
Aaron Nesmith	2 (1-1)	2 (1-1)	-

Double-Doubles

Player	Career	'19-20	Cons.
Aaron Nesmith	2 (1-1)	2 (1-1)	-

2019-20 TRENDS

Winning Opening Tip	1-0
Losing Opening Tip	0-0
VU Scores First	1-0
Opponent Scores First	0-0
Leading at Halftime	0-0
Trailing at Halftime	0-0
Tied at Halftime	1-0
Leading with Five Minutes Remaining	1-0
Trailing with Five Minutes Remaining	0-0
Tied with Five Minutes Remaining	0-0
Leading with Two Minutes Remaining	1-0
Trailing with Two Minutes Remaining	0-0
Tied with Two Minutes Remaining	0-0
Overtime	0-0
Games Decided by Three Points or Less	0-0
Games Decided by 4-10 Points	0-0
Games Decided by 11-20 Points	1-0
Games Decided by 21-plus Points	0-0
VU Shoots 50% or Better	0-0
VU Shoots 40% or Better	1-0
VU Shoots Lower Than 40%	0-0
Opponent Shoots 50% or Better	0-0
Opponent Shoots 40% or Better	1-0
Opponent Shoots Lower Than 40%	0-0
VU Outshoots Opponent	1-0
VU Outshot by Opponent	0-0
Shoot Same Percentage	0-0
VU Scores 70 Points or More	1-0
VU Scores Less Than 70 Points	0-0
VU Scores 80 Points or More	1-0
VU Scores 90 Points or More	0-0
Opponent Scores 70 Points or More	0-0
Opponent Scores Less Than 70 Points	1-0
Opponent Scores 80 Points or More	0-0
Opponent Scores 90 Points or More	0-0
Makes More 3-Pointers Than Opponent	1-0
Makes Fewer 3-Pointers Than Opponent	0-0
3-Pointers are Equal	0-0
Outrebounds Opponent	0-0
Outrebounded by Opponent	1-0
Rebounds are Equal	0-0
Playing on National TV	0-0
Playing on Regional TV	0-0
Online Only	1-0
Playing on Weekday	1-0
Playing on Weekend	0-0
Game Tips Before 6 p.m. CT (afternoons)	0-0
Game Tips After 6 p.m. CT (evenings)	1-0
In White Uniforms	1-0
In Gold Uniforms	0-0
In Black Uniforms	0-0
In Grey Uniforms	0-0
In November	1-0
In December	0-0
In January	0-0
In February	0-0
In March	0-0
Home	1-0
Neutral	0-0
Away	0-0
Conferences	
vs. Non-Conference	1-0
Ohio Valley	1-0
Lineups	
Moyer, Brown, Nesmith, Pippen Jr., Evans	1-0

VANDERBILT
Individuals

Scoring:
Scored 25 points – Aaron Nesmith (25), vs. SEMO, 11/6/2019
Scored 30 points –Darius Garland (33), vs. Liberty, 11/19/2018
Scored 35 points – Billy McCaffrey (35), vs. Georgia, 2/24/1993
Scored 40 points – Shan Foster (42) vs. Mississippi State, 3/5/2008

Two Players Had 20 Points – Aaron Nesmith (25), Saben Lee (21) vs. SEMO, 11/6/2019
Three Players Had 20 Points – Derrick Byars (28), Shan Foster (21) and Ross Neltner (20) vs. Toledo, 12/2/2006

Scored 20 Points in Two Straight Games – Aaron Nesmith (26), at Florida 2/13/2019; Jeff Roberson (26), Riley LaChance (21) vs. Florida (2/17/2018); Aaron Nesmith (24), vs Auburn 2/16/2019; Riley LaChance (26), Jeff Roberson (20) at LSU (2/20/2018)

Scored 20 Points in Three Straight Games – Jeff Roberson (22) vs. Miss. St., 2/14/18; Jeff Roberson (26) vs. Florida, 2/17/18; Jeff Roberson (20) at LSU, 2/20/18: Riley LaChance (21) vs. Florida, 2/17/18; Riley LaChance (26) at LSU, 2/20/18; Riley LaChance (23) vs. Texas A&M, 2/24/18

Scored 20 Points in Four Straight Games – Jeff Roberson (22), vs. Miss. St., 2/14/18; Jeff Roberson (26) vs. Florida, 2/17/18; Jeff Roberson (20) at LSU, 2/20/18; Jeff Roberson (21) vs. Texas A&M, 2/24/18

Scored 20 Points in Five Straight Games – Jeff Roberson (21) at Tennessee, 1/23/2018; vs. LSU (20), 1/20/2018; vs. TCU (20), 1/27/2018; at Kentucky (23), 1/30/2018; at Auburn (30), 2/3/2018

Scored 20 Points in Six Straight Games – Shan Foster vs. Georgia (29), 2/23/2008; vs. Tennessee (32), 2/26/2008; at Arkansas (22), 3/1/2008; vs. Mississippi State (42), 3/5/2008; at Alabama (21), 3/8/2008; vs. Auburn (26), 3/13/2008

Five Players Scored in Double Figures – Saben Lee (23), Joe Toye (18), Maxwell Evans (10), Matt Moyer (10), Simi Shittu (10) vs. Tennessee State, 12/19/2018

Seven Players Scored in Double Figures – Damian Jones (10), Wade Baldwin IV (20), Riley LaChance (10), Nolan Cressler (14), Joe Toye (10), Matthew Fisher-Davis (12), Josh Henderson (11), vs. Detroit (12/2/15)

Eight Players Scored in Double Figures – Aaron Nesmith (20), Simisola Shittu (17), Maxwell Evans (16), Yanni Wetzell (15), Joe Toye (13), Saben Lee (11), Matt Ryan (11), Matthew Moyer (10), vs. Savannah St., 11/27/2018

Four Players with 15 or more points – Jeff Roberson (19), Matthew Fisher-Davis (19), Riley LaChance (19), Luke Kornet (16) vs. Kentucky, 1/10/2017

Double-Doubles:
Double-Double –Yanni Wetzell (10 points, 10 rebounds) vs Texas A&M 03/13/19
20-10 game –Aaron Nesmith (24 points, 14 rebounds) Yanni Wetzell (10 points, 10 rebounds) vs Auburn, 02/16/2019
30-10 game – Jeff Roberson (30 points, 10 rebounds) at Auburn, 2/3/2018
Back-to-back 20-10 games – Matt Freije vs. South Carolina (26 points, 11 rebounds) 1/28/04; vs. Kentucky (20 points, 11 rebounds) 1/31/04
Double-Double in Points and Rebounds – Yanni Wetzell (10 points, 10 rebounds) vs Texas A&M 03/13/19
Double-Double in Points and Assists –Wade Baldwin IV (15 points, 10 assists) vs. Western Michigan, 12/30/2015
Double-Double in Points and Blocks – Luke Kornet (11 points, 10 blocks) vs. Auburn (1/12/2016)
Double-Double in Points and Steals – Never

Double-Double in Two Consecutive games – Simisola Shittu (18 points, 10 rebounds) vs. Wiinthrop, 11/6/18; (14 points, 15 rebounds) at USC
Double-Double in three consecutive games – Jeff Roberson vs. Austin Peay (13 points, 10 rebounds) 11/10/2017; at Belmont (13 points, 12 rebounds) 11/10/2017; vs. UNC Asheville (17 points, 12 rebounds) 11/10/2017

Two players record double-double – Aaron Nesmith (24 points, 14 rebounds) Yanni Wetzell (10 points, 10 rebounds) vs Auburn, 02/16/2019

Triple-Doubles:
Triple-Double – Luke Kornet (11 points, 11 rebounds, 10 blocks) vs. Auburn, 1/12/16; Brad Tinsley (11 points, 10 rebounds, 10 assists) vs. Presbyterian, 11/12/2010

Field Goals:
Made 10 FG in a game – Jeff Roberson (10) at Auburn, 2/3/2018
Made 11 FG in a game – Matthew Fisher-Davis (11) vs. Auburn, 1/4/2017
Made 12 FG in a game – Darius Garland (12) vs. Liberty, 11/19/2018
Made 16 FG in a game - Shan Foster (16) vs. Mississippi State, 3/5/2008
Attempted 15 FG in a game – Darius Garland (15) vs. Winthrop, 11/6/2018
Attempted 16 FG in a game – Riley LaChance (16) vs. Missouri, 2/27/2018
Attempted 17 FG in a game – Jeff Roberson (17) at Auburn, 2/3/2018
Attempted 18 FG in a game – Darius Garland (18) vs. Liberty, 11/19/2018
Attempted 19 FG in a game – Rod Odom (19) vs. Missouri, 1/16/14
Attempted 20 FG in a game - Jeff Roberson (20), vs. Texas A&M, 2/24/18

Three-Pointers:
Made 5 3-pointers in a game – Aaron Nesmith (5) vs. South Carolina, 1/16/2019
Made 6 3-pointers in a game – Riley LaChance (6) vs. Texas A&M, 2/24/18
Made 7 3-pointers in a game – Aaron Nesmith (7) vs. SEMO, 11/6/2019
Made 8 3-pointers in a game – Shan Foster (8) vs. UMass, 1/5/2008
Made 9 3-pointers in a game – Shan Foster (9) vs. Mississippi State, 3/5/2008
Attempted 10 3-pointers in a game – Aaron Nesmith (11) vs. SEMO, 11/6/2019
Attempted 15 3-pointers in a game – John Jenkins (16) vs. Oregon, 11/11/2011

Free Throws:
Made 10 FT in a game – Jeff Roberson (10), at Kentucky, 1/30/2018
Made 12 FT in a game – Aaron Nesmith (12) at Florida, 2/13/2019
Made 13 FT in a game – A.J. Ogilvy (13) vs. DePaul, 12/5/2009
Made 18 FT in a game – Matt Freije (18) vs. Indiana, 11/24/2003
Attempted 12 FT in a game – Saben Lee (12) vs. Arizona St., 12/17/2018
Attempted 14 FT in a game – Saben Lee (14) vs. Liberty, 11/19/2018
Attempted 15 FT in a game – Saben Lee(16) vs. Kansas St., 12/3/2017

Rebounds:
10 Rebounds in a game –Yanni Wetzell (10) vs Texas A&M 03/13/19
15 Rebounds in a game – Simisola Shittu (15), at USC, 11/11/2018
10+ Rebounds in Three Consecutive Games –Jeff Roberson vs. Austin Peay (10) 11/10/2017; at Belmont (12) 11/10/2017; vs. UNC Asheville (12) 11/10/2017

Assists:
8 Assists – Riley LaChance (8) vs. Miss. St. (2/14/18)
9 Assists – Saben Lee (9) vs. Texas A&M, 2/24/18
10 Assists – Wade Baldwin IV (10) vs. Auburn, 1/12/16
11 Assists – Mario Moore (13) vs. Arkansas, 2/19/2005
12 Assists – Mario Moore (13) vs. Arkansas, 2/19/2005
13 Assists – Mario Moore (13) vs. Arkansas, 2/19/2005
14 Assists – Billy McCaffrey (14) vs. Kentucky, 1/13/1993
5+ Assists in Four Consecutive Games - Wade Baldwin IV (8) vs. Texas A&M, 2/4/16; (9) at Ole Miss, 2/6/16; (7) vs. Missouri, 2/10/16; (7) at Auburn, 2/13/16; (9) at Miss. St., 2/16/16; (7) vs. Georgia, 2/20/16
8+ Assists in Two Consecutive Games- Atiba Prater (9) at Georgia, 2/2/2000; (9) vs. Boston College, 2/6/2000

Blocks:
4 Blocked Shots –Clevon Brown (4) vs. Savannah St., 11/27/2018
5 Blocked Shots – Luke Kornet (5) vs. Texas A&M, 2/16/2017
6 Blocked Shots – Luke Kornet (6) at Texas A&M, 3/5/2016
7 Blocked Shots – Clevon Brown (8) at Texas A&M, 3/322018
10 Blocked Shots – Luke Kornet (10) vs. Auburn, 1/12/16

Steals:
4 Steals – Yanni Wetzell (4) at Tennessee, 2/19/2019
5 Steals – Riley LaChance (5) vs. Penn, 12/22/2014
6 Steals – Dan Cage (6) vs. Furman, 11/28/2006
7 Steals - James Strong (8) vs. Morehead State, 11/24/1998
8 Steals – James Strong (8) vs. Morehead State, 11/24/1998

Minutes:
Played every minute – Saben Lee vs Texas A&M, 03/13/19
Played over 40 minutes – Saben Lee (42), Aaron Nesmith (42) vs UT 1/23/19
All 5 starters played 40 minutes –Steve Tchiengang (40), Brad Tinsley (40), Lance Goulbourne (41), Jeffery Taylor (41), and John Jenkins (41), at Louisville, 12/2/2011

Fouls:
Technical Foul –Matt Ryan vs UT, 1/23/19
Fouled Out –Clevon Brown vs. Arkansas, 03/6/2019
Two Players Fouled Out – Clevon Brown, Yanni Wetzell vs. UT 1/23/2019
Three Players Fouled Out – Saben Lee, Clevon Brown, Djery Baptiste vs. Tennessee, 1/9/2018

Team

Started the game with Opponent Technical Foul – Furman bench, 12/22/2008
Scored 95 or more points – 95 vs. Tennesse State 12/29/2018 (W, 95-76)
Scored 100 or more points – 120 vs. Savannah St., 11/27/2018 (W, 120-85)
Scored 100 or more points (SEC game) – 102 at Ole Miss, 2/16/2012 (W, 102-76)
Scored 110 or more points – 120 vs. Savannah St., 11/27/2018 (W, 120-85)
Scored 110 or more points (SEC game) – 111 vs. Alabama 2/21/1972 (W, 111-91)
Scored 120 or more points – 120 vs. Savannah St., 11/27/2018 (W, 120-85)
Scored 120 or more points (SEC game) – 130 vs. Ole Miss 12/22/1970 (W, 130-112)
Scored 130 or more points – 130 vs. Ole Miss 12/22/1970 (W, 130-112)
Scored Less than 50 points – 48 vs. Arkansas, 3/6/2019 (L, 48-84)
Scored Less than 40 points – 38 at Tennessee (L, 76-38), 3/1/2014
Scored 20 or less points in half – 20 (1st half) at Alabama (L, 61-68), 02/23/19
Scored 90+ points in three consecutive games - 95 vs. Bradley, 11/24/2007 (W, 95-86); 91 vs. South Alabama, 11/29/2007 (W, 91-88); vs. Georgia Tech, 12/1/2007 (W, 92-79)
Allowed 90 or more points – 91, at Auburn, 2/3/2018 (L, 93-81)
Allowed 100 or more points – 106, Kentucky, 3/5/2003 (L, 44-106)
Allowed Less than 50 points – 48, vs. Houston Baptist, 12/20/2017 (W, 81-48)

Allowed 40 or Less points – 31, at Mississippi State, 2/23/2013 (W, 72-31)
Shot 60% or better – .627 vs. Savannah St., 11/27/18 (W, 120-85)
Shot 60% or better from three – .643 vs. Purdue, 12/13/14 (W, 81-71)
Shot over 67% FG – .679 vs. TSU, 12/19/2009 (W, 84-71)
Shot lower than 30% - .296 vs Arkansas 3/6/2019 (L, 48-84)
Allowed 60% shooting - .625 at LSU, 2/20/2018 (L, 78-88)
Scored 100 points in two consecutive games – 111 vs. North Alabama 12/20/1980 (W, 111-79) and 111 vs. Memphis 12/23/1980 (W, 111-96)
Scored 100 points in three consecutive games – Never
Scored 100 points in Consecutive SEC games – 104 vs. LSU 2/19/1972 (W, 104-83) and 111 vs. Alabama 2/21/1972 (W, 111-91)
Won game by 70 points or more – 71 vs. Union (Tenn.) (W, 95-24), 1911-12
Won game by 60 points or more – 71 vs. Union (Tenn.) (W, 95-24), 1911-12
Won game by 50 points or more – 50 vs. Detroit (W, 102-52) 12/2/2015
Lost by 25 or More Points – vs Arkansas (L, 48-84), 03/06/19
Game decided by one point – vs. Miss. St. (2/14/18) (W, 81-80)
Two consecutive games decided by one point – at South Carolina (L, 70-71) 1/7/1998 and Tennessee (W, 80-79) 1/10/1998
Three consecutive games decided by one point – Never
Shot 90% or Better from Free Throw Line (min. 10 att.) – 94.7% vs. M. Tennessee, 12/5/2018 (18-19)
Shot less than 50% from Free Throw Line – 46.9% vs. Morgan State (15-32) 11/23/13 at Texas A&M 03/02/2019 (L, 57-64)
Attempted 30 FT – 30 (18-30) vs. N.C. State 12/1/2018
Attempted 35 FT – 37 (24-37) vs. South Carolina 1/16/2019
Attempted 40 FT – 40 (90-59) vs. UNC Asheville, 12/31/2018
Attempted five or less FT – 3 at Texas A&M, 1/31/2017
Made 30 FT – 30, vs. UNC Asheville, 12/31/18
Made 15 3FG – 17 vs. Alcorn St., 12/22/2017
Won an Overtime Game –vs. Florida 3/10/2017 (W, 72-62)
Lost an Overtime Game - vs UT, 1/23/2019 (L, 83-88)
Played Two Overtimes –vs. Yale 1/3/15 (W, 79-74)
Played Three Overtimes – at Ole Miss 2/17/1982 (L, 51-48)
Played Four Overtimes – at Ole Miss 2/17/1982 (L, 51-48)
Played consecutive games that went to overtime – vs. Xavier 11/28/2011 (L, 82-70) and at Louisville, 12/2/2011 (L, 62-60)
Had 20 Turnovers – 23, Arkansas, 3/06/2018
Had 10 Blocks – 10, at Texas A&M 03/02/2019
Had 10 Steals – 13, vs. Texas A&M 03/13/2019

Opponent - Individuals

Scoring:

Scored 25 points –Savion Flagg (29) vs. Texas A&M 03/13/2019
Scored 30 points – Breein Tyree (31) vs Ole Miss, 1/05/2019
Scored 35 points – Grant Williams (37), vs. Tennessee, 1/9/2018
Scored 40 points – Grant Williams (43), vs UT, 1/23/2019
Two Players Had 20 Points -- Grant Williams (37), Admiral Schofield (22), vs. Tennessee, 1/9/2018
Five Players Scored in Double Figures Deandre Burnett (17), Terence Davis (17), Breein Tyree (11), Justas Furmanavicius (11), Sebastian Saiz (10), vs. Ole Miss, 2/4/2017
Six Players Scored in Double Figures – Bam Doyne (22), Dwayne Curtis (12), Todd Abernethy (11), Clarence Sanders (11), Polynice (10) and Williams (10), vs. Ole Miss, 1/27/2007
Four Players with 15 or more points – Erik Daniels (20), Marquis Estill (17), Kelenna Azubuike (16) and Gerald Fitch (15) vs. Kentucky, 3/5/2003

Double-Doubles:

Double-Double – K. Bigby-Williams (10 points and 11 rebounds) at LSU, 3/9/2019
Triple-Double – Sam Muldrow (16 points, 14 rebounds and 10 blocks) at South Carolina, 1/8/2010
20-10 game – PJ Washington (26 points and 12 rebounds) vs Kentucky 1/29/2019
30-10 game – Ben Simmons (36 points, 14 rebounds), LSU, 1/2/2016

Double-Double in Points and Rebounds – Quatarrius Wilson (12 points and 13 rebounds) vs. SEMO, 11/6/2019
Double-Double in Points and Assists – Nick Calathes (15 points, 10 assists) at Florida, 1/27/2008
Two players record double-doubles – Savion Flagg (22 points and 12 rebounds), Christian Mekowulu (19 points and 12 rebounds) at Texas A&M 03/02/2019

Field Goals:

Made 10 FG in a game – Savion Flagg (10), at Texas A&M 03/02/2019
Made 11 FG in a game – Breein Tyree (11), vs. Ole Miss 1/05/2019
Made 12 FG in a game – Savion Flagg (12) vs. Texas A&M 03/13/2019
Made 13 FG in a game - Duop Reath (13) vs. LSU, 1/20/2018
Attempted 15 FG in a game – Chris Silva (15) at South Carolina, 1/6/2018
Attempted 16 FG in a game – Savion Flagg (16) vs. Texas A&M 03/13/2019
Attempted 17 FG in a game – Derryck Thornton (17), at USC, 11/11/2018
Attempted 18 FG in a game – Jaylin Walker (18) vs. Kent State, 11/23/2018
Attempted 19 FG in a game –Shai Gilgeous-Alexander (19) at Kentucky, 1/30/2018
Attempted 20 FG in a game –Savion Flagg (21), at Texas A&M 03/02/2019
Attempted 25 FG in a game - Malik Monk (25) at Kentucky, 2/28/2017

Three-Pointers:

Made 5 3-pointers in a game – Jaquan Dotson (5), vs. Savannah St., 11/27/2018
Made 6 3-pointers in a game – Jamal Murray, vs. Kentucky (6), 2/27/16
Made 7 3-pointers in a game – Chandler Parsons (7) vs. Florida, 1/25/2009
Made 8 3-pointers in a game– Brian Sullivan (8) vs. Miami (OH), 1/2/2012
Attempted 10 3-pointers in a game – Jordan McLaughlin (11), vs. USC, 11/19/2017

Free Throws:

Made 10 FT in a game – Daniel Gafford (10) at Arkansas 2/5/19
Made 16 FT in a game – Ben Simmons (16), LSU, 1/2/2016
Made 17 FT in a game – Grant Williams (23), vs UT, 1/23/2019
Attempted 10 FT in a game – Christian Mekowulu (11) at Texas A&M 03/02/2019
Attempted 13 FT in a game - Ian Dubose (13) vs. Houston Baptist, 12/20/2017
Attempted 14 FT in a game - Grant Williams, (14) at Tennessee, 1/23/2018
Attempted 15 FT in a game – Grant Williams (23), vs UT, 1/23/2019

Rebounds:

10 Rebounds in a game – Savion Flagg(12) and Christian Mekowulu at Texas A&M 03/02/2019
15 Rebounds in a game – Sebastian Saiz (16), vs. Ole Miss, 2/4/2017
18 Rebounds in a game – Nick Rakocevic (18) at USC, 11/11/2018
19 Rebounds in a game – Omar Samhan (19) at St. Mary's, 11/20/2009
20 Rebounds in a game – Roy Rogers (20) at Alabama, 1/3/1996

Assists

8 Assists – Tremont Waters (8) at LSU, 3/9/2019
9 Assists – Tremont Waters (9) at LSU, 2/20/2018
10 Assists – Alex Caruso (10) at Texas A&M, 1/31/2015
11 Assists – Dee Bost (11) vs. Mississippi State, 3/11/2011
12 Assists – Jared Harper (14) at Auburn, 2/3/2018

Blocks:

4 Blocked Shots – Daniel Gafford (4), vs Arkansas, 3/6/2019
5 Blocked Shots –Nicolas Claxton (5), at Georgia, 1/09/19
6 Blocked Shots – Reggie Lynch, (6), vs. Minnesota, 12/3/16
7 Blocked Shots –Daniel Gafford, (7), at Arkansas, 2/10/18
8 Blocked Shots – Jarvis Varnado (9) vs. Mississippi State, 2/3/2010
10 Blocked Shots - Sam Muldrow (10) at South Carolina, 1/8/2011

Steals:

5 Steals – Jay Jay Chandler (5) 13, vs. Texas A&M 03/13/2019
6 Steals – Jajuan Johnson (6) vs. Marquette, 11/11/2016
7 Steals – Aaron Lucas (7) at South Carolina, 1/19/2002
8 Steals – Steve Wojoechowski (8) at Duke, 11/22/1996
Two players with 3 steals – Tyrell Harper (5), Romani Hansen (3) vs. Savannah St., 11/27/2018

Minutes:

Played every minute – Savion Flagg at Texas A&M 03/02/2019
Played over 40 minutes – Savion Flagg (40) at Texas A&M 03/02/2019

Fouls:

Technical Foul – Bench at vs. SEMO, 11/6/2019
Fouled Out - Chris Silva vs. South Carolina 1/16/2019
Three Players Fouled Out – Jordan Usher, Derryck Thornton, Kevin Porter, Jr. at USC, 11/11/2018

Opponent - Team

Scored 90 or more points at Memorial Gym – 92 vs. Tennessee, 1/9/2018 (L, 84-92)
Scored 100 or more points – 106 at Kentucky 3/5/2003 (L, 44-106)
Scored 110 or more points – 120 vs. Kentucky 2/7/1996 (L, 81-120)
Scored 120 or more points – 120 vs. Kentucky 2/7/1996 (L, 81-120)
Scored 130 or more points – Never
Scored Less than 50 points – 41 vs. Texas A&M, 3/9/17 (W, 66-41)
Scored Less than 40 points – 31 at Mississippi State, 2/23/2013 (W, 72-31)
Shot 50% or Better - .538 vs. Texas A&M (L, 52-69) 3/13/2019
Shot 60% or Better - .625 at LSU (LSU 88, VU 78), 2/20/2018
Shot 60% or Better from 3PT - .654 (17-26), at Auburn, 2/3/2018
Shot less than 30% FG– .250 (4-16), at Kentucky, 1/12/2019 (L, 47-56)
Shot less than 15% from 3PT– .143 (2-14), vs. M. Tennessee, 12/5/2018 (W, 79-51)
Held Opponent Without a 3-Pointer – vs. Nebraska, 11/18/10 (W, 59-49)
Shot 90% or Better from Free Throw Line –93.8, vs Florida, 02/27/2019 (15-16)
Shot less than 50% from Free Throw Line – .467, vs. Minnesota, 12/3/2016 (L, 52-56)
Attempted 30 FT –32, vs. Tennessee 1/23/2019
Attempted 40 FT – 42 at Mississippi State, 2/12/2007
Attempted 45 or More FT – 49 at South Carolina, 1/28/2009
Attempted Zero FT – vs. TCU, 1/27/2018
Attempted five or less FT – 1 vs. Miami (OH), 1/2/2012
Made 30 FT – 32, at South Carolina, 1/28/2009
Made 0 FT – vs. TCU, 1/27/2018
Made 12 3PT – 12, at LSU, 3/09/2019
Made 15 3PT – 16, vs. Savannah St., 11/27/2018
Attempted 30 or more 3PT – 43 vs. Savannah St., 11/27/2018
Had 20 Turnovers – 20 vs. MTSU, 12/21/2012

#0 - SABEN LEE 2019-20 GBG

Opponent	Date	GS	Min	fg-fga	fg%	3fg-fga	3fg%	ft-fta	ft%	off	def	tot	pf	a	to	blk	stl	pts
Southeast Mo. St.	11-06-19		28	8-16	.500	1-5	.200	4-6	.667	1	3	4	3	4	0	0	1	21
Totals				8-16	.500	1-5	.200	4-6	.667	1	3	4	3	4	0	0	1	21
Averages		GP	1	8-16	.500	1-5	.200	4-6	.667	1.0	3.0	4.0	3.0	4.0	0.0	0.0	1.0	21.0

Season Highs and Lows

HIGH	STAT	LOW
21 vs. SEM 11-06-19	POINTS	21 vs. SEM 11-06-19
4 vs. SEM 11-06-19	REBOUNDS	4 vs. SEM 11-06-19
1 vs. SEM 11-06-19	O REBS	1 vs. SEM 11-06-19
4 vs. SEM 11-06-19	ASSISTS	4 vs. SEM 11-06-19
1 vs. SEM 11-06-19	STEALS	1 vs. SEM 11-06-19
0 vs. SEM 11-06-19	BLOCKS	0 vs. SEM 11-06-19
0 vs. SEM 11-06-19	TURNOVERS	0 vs. SEM 11-06-19
8 vs. SEM 11-06-19	FG MADE	8 vs. SEM 11-06-19
16 vs. SEM 11-06-19	FG ATT	16 vs. SEM 11-06-19
1 vs. SEM 11-06-19	3PT MADE	1 vs. SEM 11-06-19
5 vs. SEM 11-06-19	3PT ATT	5 vs. SEM 11-06-19
4 vs. SEM 11-06-19	FT MADE	4 vs. SEM 11-06-19
7 vs. SEM 11-06-19	1st HALF PTS	7 vs. SEM 11-06-19
14 vs. SEM 11-06-19	2nd HALF PTS	14 vs. SEM 11-06-19
28 vs. SEM 11-06-19	MINS	28 vs. SEM 11-06-19
12 vs. SEM 11-06-19	PLUS/MINUS	12 vs. SEM 11-06-19

#1 - DYLAN DISU 2019-20 GBG

Opponent	Date	GS	Min	fg-fga	fg%	3fg-fga	3fg%	ft-fta	ft%	off	def	tot	pf	a	to	blk	stl	pts
Southeast Mo. St.	11-06-19		18	0-5	.000	0-4	.000	0-0		1	4	5	2	0	0	1	2	0
Totals				0-5	.000	0-4	.000	0-0		1	4	5	2	0	0	1	2	0
Averages		GP 1		0-5	.000	0-4	.000	0-0		1.0	4.0	5.0	2.0	0.0	0.0	1.0	2.0	0.0

Season Highs and Lows

HIGH	STAT	LOW
0 vs. SEM 11-06-19	POINTS	0 vs. SEM 11-06-19
5 vs. SEM 11-06-19	REBOUNDS	5 vs. SEM 11-06-19
1 vs. SEM 11-06-19	O REBS	1 vs. SEM 11-06-19
0 vs. SEM 11-06-19	ASSISTS	0 vs. SEM 11-06-19
2 vs. SEM 11-06-19	STEALS	2 vs. SEM 11-06-19
1 vs. SEM 11-06-19	BLOCKS	1 vs. SEM 11-06-19
0 vs. SEM 11-06-19	TURNOVERS	0 vs. SEM 11-06-19
0 vs. SEM 11-06-19	FG MADE	0 vs. SEM 11-06-19
5 vs. SEM 11-06-19	FG ATT	5 vs. SEM 11-06-19
0 vs. SEM 11-06-19	3PT MADE	0 vs. SEM 11-06-19
4 vs. SEM 11-06-19	3PT ATT	4 vs. SEM 11-06-19
0 vs. SEM 11-06-19	FT MADE	0 vs. SEM 11-06-19
0 vs. SEM 11-06-19	1st HALF PTS	0 vs. SEM 11-06-19
0 vs. SEM 11-06-19	2nd HALF PTS	0 vs. SEM 11-06-19
18 vs. SEM 11-06-19	MINS	18 vs. SEM 11-06-19
10 vs. SEM 11-06-19	PLUS/MINUS	10 vs. SEM 11-06-19

#2 - SCOTTY PIPPEN JR. 2019-20 GBG

Opponent	Date	GS	Min	fg-fga	fg%	3fg-fga	3fg%	ft-fta	ft%	off	def	tot	pf	a	to	blk	stl	pts
Southeast Mo. St.	11-06-19	*	27	2-8	.250	1-4	.250	2-4	.500	0	2	2	2	6	2	0	2	7
Totals				2-8	.250	1-4	.250	2-4	.500	0	2	2	2	6	2	0	2	7
Averages		GP	1	2-8	.250	1-4	.250	2-4	.500	0.0	2.0	2.0	2.0	6.0	2.0	0.0	2.0	7.0

Season Highs and Lows

HIGH	STAT	LOW
7 vs. SEM 11-06-19	POINTS	7 vs. SEM 11-06-19
2 vs. SEM 11-06-19	REBOUNDS	2 vs. SEM 11-06-19
0 vs. SEM 11-06-19	O REBS	0 vs. SEM 11-06-19
6 vs. SEM 11-06-19	ASSISTS	6 vs. SEM 11-06-19
2 vs. SEM 11-06-19	STEALS	2 vs. SEM 11-06-19
0 vs. SEM 11-06-19	BLOCKS	0 vs. SEM 11-06-19
2 vs. SEM 11-06-19	TURNOVERS	2 vs. SEM 11-06-19
2 vs. SEM 11-06-19	FG MADE	2 vs. SEM 11-06-19
8 vs. SEM 11-06-19	FG ATT	8 vs. SEM 11-06-19
1 vs. SEM 11-06-19	3PT MADE	1 vs. SEM 11-06-19
4 vs. SEM 11-06-19	3PT ATT	4 vs. SEM 11-06-19
2 vs. SEM 11-06-19	FT MADE	2 vs. SEM 11-06-19
2 vs. SEM 11-06-19	1st HALF PTS	2 vs. SEM 11-06-19
5 vs. SEM 11-06-19	2nd HALF PTS	5 vs. SEM 11-06-19
27 vs. SEM 11-06-19	MINS	27 vs. SEM 11-06-19
vs. SEM 11-06-19	PLUS/MINUS	vs. SEM 11-06-19

#3 - MAXWELL EVANS 2019-20 GBG

Opponent	Date	GS	Min	fg-fga	fg%	3fg-fga	3fg%	ft-fta	ft%	off	def	tot	pf	a	to	blk	stl	pts
Southeast Mo. St.	11-06-19	*	24	2-3	.667	2-3	.667	0-1	.000	0	1	1	2	3	1	0	0	6
Totals				2-3	.667	2-3	.667	0-1	.000	0	1	1	2	3	1	0	0	6
Averages		GP	1	2-3	.667	2-3	.667	0-1	.000	0.0	1.0	1.0	2.0	3.0	1.0	0.0	0.0	6.0

Season Highs and Lows

HIGH	STAT	LOW
6 vs. SEM 11-06-19	POINTS	6 vs. SEM 11-06-19
1 vs. SEM 11-06-19	REBOUNDS	1 vs. SEM 11-06-19
0 vs. SEM 11-06-19	O REBS	0 vs. SEM 11-06-19
3 vs. SEM 11-06-19	ASSISTS	3 vs. SEM 11-06-19
0 vs. SEM 11-06-19	STEALS	0 vs. SEM 11-06-19
0 vs. SEM 11-06-19	BLOCKS	0 vs. SEM 11-06-19
1 vs. SEM 11-06-19	TURNOVERS	1 vs. SEM 11-06-19
2 vs. SEM 11-06-19	FG MADE	2 vs. SEM 11-06-19
3 vs. SEM 11-06-19	FG ATT	3 vs. SEM 11-06-19
2 vs. SEM 11-06-19	3PT MADE	2 vs. SEM 11-06-19
3 vs. SEM 11-06-19	3PT ATT	3 vs. SEM 11-06-19
0 vs. SEM 11-06-19	FT MADE	0 vs. SEM 11-06-19
3 vs. SEM 11-06-19	1st HALF PTS	3 vs. SEM 11-06-19
3 vs. SEM 11-06-19	2nd HALF PTS	3 vs. SEM 11-06-19
24 vs. SEM 11-06-19	MINS	24 vs. SEM 11-06-19
14 vs. SEM 11-06-19	PLUS/MINUS	14 vs. SEM 11-06-19

#4 - JORDAN WRIGHT 2019-20 GBG

Opponent	Date	GS	Min	fg-fga	fg%	3fg-fga	3fg%	ft-fta	ft%	off	def	tot	pf	a	to	blk	stl	pts
Southeast Mo. St.	11-06-19		8	0-0		0-0		0-0		0	1	1	1	1	2	1	0	0
Totals				0-0		0-0		0-0		0	1	1	1	1	2	1	0	0
Averages		GP	1	0-0		0-0		0-0		0.0	1.0	1.0	1.0	1.0	2.0	1.0	0.0	0.0

Season Highs and Lows

HIGH	STAT	LOW
0 vs. SEM 11-06-19	POINTS	0 vs. SEM 11-06-19
1 vs. SEM 11-06-19	REBOUNDS	1 vs. SEM 11-06-19
0 vs. SEM 11-06-19	O REBS	0 vs. SEM 11-06-19
1 vs. SEM 11-06-19	ASSISTS	1 vs. SEM 11-06-19
0 vs. SEM 11-06-19	STEALS	0 vs. SEM 11-06-19
1 vs. SEM 11-06-19	BLOCKS	1 vs. SEM 11-06-19
2 vs. SEM 11-06-19	TURNOVERS	2 vs. SEM 11-06-19
0 vs. SEM 11-06-19	FG MADE	0 vs. SEM 11-06-19
0 vs. SEM 11-06-19	FG ATT	0 vs. SEM 11-06-19
0 vs. SEM 11-06-19	3PT MADE	0 vs. SEM 11-06-19
0 vs. SEM 11-06-19	3PT ATT	0 vs. SEM 11-06-19
0 vs. SEM 11-06-19	FT MADE	0 vs. SEM 11-06-19
0 vs. SEM 11-06-19	1st HALF PTS	0 vs. SEM 11-06-19
0 vs. SEM 11-06-19	2nd HALF PTS	0 vs. SEM 11-06-19
8 vs. SEM 11-06-19	MINS	8 vs. SEM 11-06-19
7 vs. SEM 11-06-19	PLUS/MINUS	7 vs. SEM 11-06-19

#13 - MATTHEW MOYER 2019-20 GBG

Opponent	Date	GS	Min	fg-fga	fg%	3fg-fga	3fg%	ft-fta	ft%	off	def	tot	pf	a	to	blk	stl	pts
Southeast Mo. St.	11-06-19	*	21	1-5	.200	0-3	.000	0-0		0	6	6	2	0	1	2	1	2
Totals				1-5	.200	0-3	.000	0-0		0	6	6	2	0	1	2	1	2
Averages		GP	1	1-5	.200	0-3	.000	0-0		0.0	6.0	6.0	2.0	0.0	1.0	2.0	1.0	2.0

Season Highs and Lows

HIGH	STAT	LOW
2 vs. SEM 11-06-19	POINTS	2 vs. SEM 11-06-19
6 vs. SEM 11-06-19	REBOUNDS	6 vs. SEM 11-06-19
0 vs. SEM 11-06-19	O REBS	0 vs. SEM 11-06-19
0 vs. SEM 11-06-19	ASSISTS	0 vs. SEM 11-06-19
1 vs. SEM 11-06-19	STEALS	1 vs. SEM 11-06-19
2 vs. SEM 11-06-19	BLOCKS	2 vs. SEM 11-06-19
1 vs. SEM 11-06-19	TURNOVERS	1 vs. SEM 11-06-19
1 vs. SEM 11-06-19	FG MADE	1 vs. SEM 11-06-19
5 vs. SEM 11-06-19	FG ATT	5 vs. SEM 11-06-19
0 vs. SEM 11-06-19	3PT MADE	0 vs. SEM 11-06-19
3 vs. SEM 11-06-19	3PT ATT	3 vs. SEM 11-06-19
0 vs. SEM 11-06-19	FT MADE	0 vs. SEM 11-06-19
0 vs. SEM 11-06-19	1st HALF PTS	0 vs. SEM 11-06-19
2 vs. SEM 11-06-19	2nd HALF PTS	2 vs. SEM 11-06-19
21 vs. SEM 11-06-19	MINS	21 vs. SEM 11-06-19
13 vs. SEM 11-06-19	PLUS/MINUS	13 vs. SEM 11-06-19

#15 - CLEVON BROWN 2019-20 GBG

Opponent	Date	GS	Min	fg-fga	fg%	3fg-fga	3fg%	ft-fta	ft%	off	def	tot	pf	a	to	blk	stl	pts
Southeast Mo. St.	11-06-19	*	31	6-9	.667	3-4	.750	0-0		5	3	8	0	0	2	2	0	15
Totals				6-9	.667	3-4	.750	0-0		5	3	8	0	0	2	2	0	15
Averages		GP	1	6-9	.667	3-4	.750	0-0		5.0	3.0	8.0	0.0	0.0	2.0	2.0	0.0	15.0

Season Highs and Lows

HIGH	STAT	LOW
15 vs. SEM 11-06-19	POINTS	15 vs. SEM 11-06-19
8 vs. SEM 11-06-19	REBOUNDS	8 vs. SEM 11-06-19
5 vs. SEM 11-06-19	O REBS	5 vs. SEM 11-06-19
0 vs. SEM 11-06-19	ASSISTS	0 vs. SEM 11-06-19
0 vs. SEM 11-06-19	STEALS	0 vs. SEM 11-06-19
2 vs. SEM 11-06-19	BLOCKS	2 vs. SEM 11-06-19
2 vs. SEM 11-06-19	TURNOVERS	2 vs. SEM 11-06-19
6 vs. SEM 11-06-19	FG MADE	6 vs. SEM 11-06-19
9 vs. SEM 11-06-19	FG ATT	9 vs. SEM 11-06-19
3 vs. SEM 11-06-19	3PT MADE	3 vs. SEM 11-06-19
4 vs. SEM 11-06-19	3PT ATT	4 vs. SEM 11-06-19
0 vs. SEM 11-06-19	FT MADE	0 vs. SEM 11-06-19
8 vs. SEM 11-06-19	1st HALF PTS	8 vs. SEM 11-06-19
7 vs. SEM 11-06-19	2nd HALF PTS	7 vs. SEM 11-06-19
31 vs. SEM 11-06-19	MINS	31 vs. SEM 11-06-19
8 vs. SEM 11-06-19	PLUS/MINUS	8 vs. SEM 11-06-19

#24 - AARON NESMITH 2019-20 GBG

Opponent	Date	GS	Min	fg-fga	fg%	3fg-fga	3fg%	ft-fta	ft%	off	def	tot	pf	a	to	blk	stl	pts
Southeast Mo. St.	11-06-19	*	33	8-12	.667	7-11	.636	2-2	1.000	0	4	4	2	2	2	1	1	25
Totals				8-12	.667	7-11	.636	2-2	1.000	0	4	4	2	2	2	1	1	25
Averages		GP	1	8-12	.667	7-11	.636	2-2	1.000	0.0	4.0	4.0	2.0	2.0	2.0	1.0	1.0	25.0

Season Highs and Lows

HIGH	STAT	LOW
25 vs. SEM 11-06-19	POINTS	25 vs. SEM 11-06-19
4 vs. SEM 11-06-19	REBOUNDS	4 vs. SEM 11-06-19
0 vs. SEM 11-06-19	O REBS	0 vs. SEM 11-06-19
2 vs. SEM 11-06-19	ASSISTS	2 vs. SEM 11-06-19
1 vs. SEM 11-06-19	STEALS	1 vs. SEM 11-06-19
1 vs. SEM 11-06-19	BLOCKS	1 vs. SEM 11-06-19
2 vs. SEM 11-06-19	TURNOVERS	2 vs. SEM 11-06-19
8 vs. SEM 11-06-19	FG MADE	8 vs. SEM 11-06-19
12 vs. SEM 11-06-19	FG ATT	12 vs. SEM 11-06-19
7 vs. SEM 11-06-19	3PT MADE	7 vs. SEM 11-06-19
11 vs. SEM 11-06-19	3PT ATT	11 vs. SEM 11-06-19
2 vs. SEM 11-06-19	FT MADE	2 vs. SEM 11-06-19
8 vs. SEM 11-06-19	1st HALF PTS	8 vs. SEM 11-06-19
17 vs. SEM 11-06-19	2nd HALF PTS	17 vs. SEM 11-06-19
33 vs. SEM 11-06-19	MINS	33 vs. SEM 11-06-19
9 vs. SEM 11-06-19	PLUS/MINUS	9 vs. SEM 11-06-19

#50 - EJIKE OBINNA 2019-20 GBG

Opponent	Date	GS	Min	fg-fga	fg%	3fg-fga	3fg%	ft-fta	ft%	off	def	tot	pf	a	to	blk	stl	pts
Southeast Mo. St.	11-06-19		9	3-3	1.000	0-0	0	1-1	1.000	0	0	0	3	0	1	1	1	7
Totals				3-3	1.000	0-0	0	1-1	1.000	0	0	0	3	0	1	1	1	7
Averages		GP	1	3-3	1.000	0-0	0	1-1	1.000	0.0	0.0	0.0	3.0	0.0	1.0	1.0	1.0	7.0

Season Highs and Lows

HIGH	STAT	LOW
7 vs. SEM 11-06-19	POINTS	7 vs. SEM 11-06-19
0 vs. SEM 11-06-19	REBOUNDS	0 vs. SEM 11-06-19
0 vs. SEM 11-06-19	O REBS	0 vs. SEM 11-06-19
0 vs. SEM 11-06-19	ASSISTS	0 vs. SEM 11-06-19
1 vs. SEM 11-06-19	STEALS	1 vs. SEM 11-06-19
1 vs. SEM 11-06-19	BLOCKS	1 vs. SEM 11-06-19
1 vs. SEM 11-06-19	TURNOVERS	1 vs. SEM 11-06-19
3 vs. SEM 11-06-19	FG MADE	3 vs. SEM 11-06-19
3 vs. SEM 11-06-19	FG ATT	3 vs. SEM 11-06-19
0 vs. SEM 11-06-19	3PT MADE	0 vs. SEM 11-06-19
0 vs. SEM 11-06-19	3PT ATT	0 vs. SEM 11-06-19
1 vs. SEM 11-06-19	FT MADE	1 vs. SEM 11-06-19
4 vs. SEM 11-06-19	1st HALF PTS	4 vs. SEM 11-06-19
3 vs. SEM 11-06-19	2nd HALF PTS	3 vs. SEM 11-06-19
9 vs. SEM 11-06-19	MINS	9 vs. SEM 11-06-19
8 vs. SEM 11-06-19	PLUS/MINUS	8 vs. SEM 11-06-19

#55 - OTON JANKOVIC 2019-20 GBG

Opponent	Date	GS	Min	fg-fga	fg%	3fg-fga	3fg%	ft-fta	ft%	off	def	tot	pf	a	to	blk	stl	pts
Southeast Mo. St.	11-06-19		2	0-0	0	0-0	0	0-0	0	0	0	0	1	1	1	0	0	0
Totals				0-0	0	0-0	0	0-0	0	0	0	0	1	1	1	0	0	0
Averages	GP		1	0-0	0	0-0	0	0-0	0	0.0	0.0	0.0	1.0	1.0	1.0	0.0	0.0	0.0

Season Highs and Lows

HIGH	STAT	LOW
0 vs. SEM 11-06-19	POINTS	0 vs. SEM 11-06-19
0 vs. SEM 11-06-19	REBOUNDS	0 vs. SEM 11-06-19
0 vs. SEM 11-06-19	O REBS	0 vs. SEM 11-06-19
1 vs. SEM 11-06-19	ASSISTS	1 vs. SEM 11-06-19
0 vs. SEM 11-06-19	STEALS	0 vs. SEM 11-06-19
0 vs. SEM 11-06-19	BLOCKS	0 vs. SEM 11-06-19
1 vs. SEM 11-06-19	TURNOVERS	1 vs. SEM 11-06-19
0 vs. SEM 11-06-19	FG MADE	0 vs. SEM 11-06-19
0 vs. SEM 11-06-19	FG ATT	0 vs. SEM 11-06-19
0 vs. SEM 11-06-19	3PT MADE	0 vs. SEM 11-06-19
0 vs. SEM 11-06-19	3PT ATT	0 vs. SEM 11-06-19
0 vs. SEM 11-06-19	FT MADE	0 vs. SEM 11-06-19
0 vs. SEM 11-06-19	1st HALF PTS	0 vs. SEM 11-06-19
0 vs. SEM 11-06-19	2nd HALF PTS	0 vs. SEM 11-06-19
2 vs. SEM 11-06-19	MINS	2 vs. SEM 11-06-19
-3 vs. SEM 11-06-19	PLUS/MINUS	-3 vs. SEM 11-06-19

BROWN, Clevon

			Field Goals		3-Point		F-Throws		Rebounds										Scoring	
SEASON	GP-GS	MIN/AVG	FG-FGA	FG%	3FG-FGA	3FG%	FT-FTA	FT%	OFF	DEF	TOT	AVG	PF	FO	AST	TO	BLK	STL	PTS	AVG
2016-17	34-0	258/7.6	20-51	.392	8-27	.296	7-12	.583	16	34	50	1.5	35	0	3	16	14	1	55	1.6
2017-18	32-4	543/17.0	51-112	.455	11-46	.239	12-26	.462	42	56	98	3.1	67	3	7	27	43	9	125	3.9
2018-19	32-12	529/16.5	44-91	.484	2-14	.143	16-35	.457	47	44	91	2.8	66	2	17	23	40	7	106	3.3
2019-20	1-1	31/30.7	6-9	.667	3-4	.750	0-0	.000	5	3	8	8.0	0	0	0	2	2	0	15	15.0
TOTAL	**99-17**	**1361/13.7**	**121-263**	**.460**	**24-91**	**.264**	**35-73**	**.480**	**110**	**137**	**247**	**2.5**	**168**	**5**	**27**	**68**	**99**	**17**	**301**	**3.0**

Single Game Highs

Statistic	Value	
Points	15	vs Southeast Mo. St. 11/07/19
Rebounds	8	vs Southeast Mo. St. 11/07/19
Assists	4	vs South Carolina 01/17/19
Steals	2	vs Austin Peay 11/10/17, vs Missouri 02/27/18
Blocks	8	at Texas A&M 03/02/19, at Ole Miss 03/03/18
FG Made	6	vs Austin Peay 11/10/17, vs Southeast Mo. St. 11/07/19
FG Attempts	11	vs Austin Peay 11/10/17
3FG Made	3	vs Southeast Mo. St. 11/07/19
3FG Attempts	4	vs Southeast Mo. St. 11/07/19
FT Made	3	vs Alabama 02/10/19
FT Attempts	6	vs Alabama 02/10/19

DISU, Dylan

			Field Goals		3-Point		F-Throws		Rebounds										Scoring	
SEASON	GP-GS	MIN/AVG	FG-FGA	FG%	3FG-FGA	3FG%	FT-FTA	FT%	OFF	DEF	TOT	AVG	PF	FO	AST	TO	BLK	STL	PTS	AVG
2019-20	1-0	18/17.7	0-5	.000	0-4	.000	0-0	.000	1	4	5	5.0	2	0	0	0	1	2	0	0.0
TOTAL	**1-0**	**18/17.7**	**0-5**	**.000**	**0-4**	**.000**	**0-0**	**.000**	**1**	**4**	**5**	**5.0**	**2**	**0**	**0**	**0**	**1**	**2**	**0**	**0.0**

Single Game Highs

Statistic	Value	
Rebounds	5	vs Southeast Mo. St. 11/07/19
Steals	2	vs Southeast Mo. St. 11/07/19
Blocks	1	vs Southeast Mo. St. 11/07/19
FG Attempts	5	vs Southeast Mo. St. 11/07/19
3FG Attempts	4	vs Southeast Mo. St. 11/07/19

EVANS, Maxwell

			Field Goals		3-Point		F-Throws		Rebounds										Scoring	
SEASON	GP-GS	MIN/AVG	FG-FGA	FG%	3FG-FGA	3FG%	FT-FTA	FT%	OFF	DEF	TOT	AVG	PF	FO	AST	TO	BLK	STL	PTS	AVG
2017-18	29-15	378/13.0	34-95	.358	18-54	.333	28-33	.849	15	41	56	1.9	33	0	14	25	0	9	114	3.9
2018-19	31-2	417/13.4	38-97	.392	16-52	.308	26-41	.634	12	30	42	1.4	25	0	36	30	2	9	118	3.8
2019-20	1-1	24/23.6	2-3	.667	2-3	.667	0-1	.000	0	1	1	1.0	2	0	3	1	0	0	6	6.0
TOTAL	**61-18**	**818/13.4**	**74-195**	**.380**	**36-109**	**.330**	**54-75**	**.720**	**27**	**72**	**99**	**1.6**	**60**	**0**	**53**	**56**	**2**	**18**	**238**	**3.9**

Single Game Highs

Statistic	Value	
Points	16	vs Savannah St. 11/28/18
Rebounds	9	at Arkansas 02/10/18
Assists	4	vs Tennessee St. 12/29/18
Steals	2	at LSU 03/10/19, at Georgia 01/09/19
Blocks	1	vs Florida 02/28/19, vs Savannah St. 11/28/18
FG Made	6	vs Savannah St. 11/28/18, vs Houston Baptist 12/20/17
FG Attempts	10	vs Houston Baptist 12/20/17
3FG Made	3	vs Texas A&M 02/24/18
3FG Attempts	6	vs Alabama 01/02/18
FT Made	8	at Arkansas 02/10/18
FT Attempts	9	at Kansas St. 12/23/18, at Arkansas 02/10/18

HARVEY, D.j.

			Field Goals		3-Point		F-Throws		Rebounds										Scoring	
SEASON	GP-GS	MIN/AVG	FG-FGA	FG%	3FG-FGA	3FG%	FT-FTA	FT%	OFF	DEF	TOT	AVG	PF	FO	AST	TO	BLK	STL	PTS	AVG
2017-18	19-5	345/18.2	39-100	.390	15-45	.333	18-29	.621	14	42	56	2.9	21	0	11	11	3	11	111	5.8
2018-19	29-29	748/25.8	104-267	.390	35-117	.299	68-91	.747	24	99	123	4.2	56	0	19	43	15	18	311	10.7
TOTAL	**48-34**	**1093/22.8**	**143-367**	**.390**	**50-162**	**.309**	**86-120**	**.717**	**38**	**141**	**179**	**3.7**	**77**	**0**	**30**	**54**	**18**	**29**	**422**	**8.8**

Single Game Highs

Statistic	Value	
Points	19	vs Purdue 12/15/18, vs Illinois 11/28/18, vs Jacksonville 12/21/18
Rebounds	9	at Syracuse 01/06/18
Assists	3	vs Jacksonville 12/21/18
Steals	3	at UCLA 12/09/18
Blocks	2	at Virginia 02/16/19, vs Duquesne 11/21/18, vs Coppin St. 12/29/18
FG Made	6	6 times
FG Attempts	14	at Florida St. 02/26/19, at Syracuse 01/06/18
3FG Made	4	vs Jacksonville 12/21/18
3FG Attempts	7	vs Syracuse 01/05/19, vs NC State 01/19/19, at Syracuse 01/06/18
FT Made	7	vs Illinois 11/28/18
FT Attempts	10	vs Illinois 11/28/18

JANKOVIC, Oton

			Field Goals		3-Point		F-Throws		Rebounds										Scoring	
SEASON	GP-GS	MIN/AVG	FG-FGA	FG%	3FG-FGA	3FG%	FT-FTA	FT%	OFF	DEF	TOT	AVG	PF	FO	AST	TO	BLK	STL	PTS	AVG
2019-20	1-0	2/2.2	0-0	.000	0-0	.000	0-0	.000	0	0	0	0.0	1	0	1	1	0	0	0	0.0
TOTAL	**1-0**	**2/2.2**	**0-0**	**.000**	**0-0**	**.000**	**0-0**	**.000**	**0**	**0**	**0**	**0.0**	**1**	**0**	**1**	**1**	**0**	**0**	**0**	**0.0**

Single Game Highs

Statistic	Value	
Assists	1	vs Southeast Mo. St. 11/07/19

LEE, Saben

			Field Goals		3-Point		F-Throws		Rebounds										Scoring	
SEASON	GP-GS	MIN/AVG	FG-FGA	FG%	3FG-FGA	3FG%	FT-FTA	FT%	OFF	DEF	TOT	AVG	PF	FO	AST	TO	BLK	STL	PTS	AVG
2017-18	32-29	857/26.8	115-249	.462	23-75	.307	85-117	.727	22	73	95	3.0	78	2	99	71	5	39	338	10.6
2018-19	32-32	1042/32.6	125-272	.460	25-69	.362	131-194	.675	14	93	107	3.3	62	1	122	88	5	33	406	12.7
2019-20	1-0	28/28.3	8-16	.500	1-5	.200	4-6	.667	1	3	4	4.0	3	0	4	0	0	1	21	21.0
TOTAL	**65-61**	**1927/29.6**	**248-537**	**.462**	**49-149**	**.329**	**220-317**	**.694**	**37**	**169**	**206**	**3.2**	**143**	**3**	**225**	**159**	**10**	**73**	**765**	**11.8**

Single Game Highs

Statistic	Value	
Points	24	vs Alabama 02/10/19, at Oklahoma 01/26/19, at Arizona St. 12/17/17
Rebounds	9	at Tennessee 02/20/19, vs Texas A&M 02/24/18
Assists	9	vs Texas A&M 02/24/18
Steals	4	at Arizona St. 12/17/17
Blocks	2	vs Austin Peay 11/10/17
FG Made	9	vs Alabama 02/10/19, at Oklahoma 01/26/19, at Arizona St. 12/17/17
FG Attempts	16	vs Tennessee 01/24/19, vs Southeast Mo. St. 11/07/19
3FG Made	3	6 times
3FG Attempts	6	at LSU 03/10/19
FT Made	12	vs Kansas St. 12/03/17
FT Attempts	17	vs Kansas St. 12/03/17

MILLORA-BROWN, Quentin

			Field Goals		3-Point		F-Throws		Rebounds										Scoring	
SEASON	GP-GS	MIN/AVG	FG-FGA	FG%	3FG-FGA	3FG%	FT-FTA	FT%	OFF	DEF	TOT	AVG	PF	FO	AST	TO	BLK	STL	PTS	AVG
2018-19	32-28	746/23.3	101-169	.598	0-0	.000	27-60	.450	69	119	188	5.9	75	1	39	35	37	9	229	7.2
TOTAL	**32-28**	**746/23.3**	**101-169**	**.598**	**0-0**	**.000**	**27-60**	**.450**	**69**	**119**	**188**	**5.9**	**75**	**1**	**39**	**35**	**37**	**9**	**229**	**7.2**

Single Game Highs

Statistic	Value	
Points	21	vs Northwestern St. 11/17/18
Rebounds	16	at FIU 02/15/19
Assists	4	vs Marshall 02/10/19, vs UC Santa Barbara 12/15/18
Steals	2	vs Omaha 12/22/18
Blocks	3	5 times
FG Made	10	vs Northwestern St. 11/17/18
FG Attempts	13	vs Western Ky. 02/08/19
FT Made	6	at UTRGV 12/19/18
FT Attempts	8	at UTRGV 12/19/18, vs Middle Tenn. 03/03/19

MOYER, Matthew

			Field Goals		3-Point		F-Throws		Rebounds										Scoring	
SEASON	GP-GS	MIN/AVG	FG-FGA	FG%	3FG-FGA	3FG%	FT-FTA	FT%	OFF	DEF	TOT	AVG	PF	FO	AST	TO	BLK	STL	PTS	AVG
2018-19	30-5	420/14.0	35-103	.340	12-49	.245	32-45	.711	40	52	92	3.1	48	0	18	21	10	7	114	3.8
2019-20	1-1	21/20.9	1-5	.200	0-3	.000	0-0	.000	0	6	6	6.0	2	0	0	1	2	1	2	2.0
TOTAL	**31-6**	**441/14.2**	**36-108**	**.333**	**12-52**	**.231**	**32-45**	**.711**	**40**	**58**	**98**	**3.2**	**50**	**0**	**18**	**22**	**12**	**8**	**116**	**3.7**

Single Game Highs

Statistic	Value	
Points	14	vs Middle Tenn. 12/06/18
Rebounds	9	vs Florida 02/28/19
Assists	5	vs Savannah St. 11/28/18
Steals	1	8 times
Blocks	2	vs Mississippi St. 01/20/19, vs Southeast Mo. St. 11/07/19
FG Made	4	vs Florida 02/28/19, vs Savannah St. 11/28/18, vs Middle Tenn. 12/06/18
FG Attempts	9	vs Savannah St. 11/28/18
3FG Made	2	vs Savannah St. 11/28/18, vs Middle Tenn. 12/06/18, at Kentucky 01/13/19
3FG Attempts	5	vs Savannah St. 11/28/18
FT Made	6	vs Arkansas 03/07/19
FT Attempts	6	vs Arkansas 03/07/19

NESMITH, Aaron

			Field Goals		3-Point		F-Throws		Rebounds										Scoring	
SEASON	GP-GS	MIN/AVG	FG-FGA	FG%	3FG-FGA	3FG%	FT-FTA	FT%	OFF	DEF	TOT	AVG	PF	FO	AST	TO	BLK	STL	PTS	AVG
2018-19	32-19	928/29.0	114-291	.392	59-175	.337	66-80	.825	34	143	177	5.5	98	3	45	51	18	23	353	11.0
2019-20	1-1	33/33.5	8-12	.667	7-11	.636	2-2	1.000	0	4	4	4.0	2	0	2	2	1	1	25	25.0
TOTAL	**33-20**	**962/29.2**	**122-303**	**.403**	**66-186**	**.355**	**68-82**	**.829**	**34**	**147**	**181**	**5.5**	**100**	**3**	**47**	**53**	**19**	**24**	**378**	**11.5**

Single Game Highs

Statistic	Value	
Points	26	at Florida 02/14/19
Rebounds	14	vs Auburn 02/16/19
Assists	4	at Southern California 11/12/18
Steals	3	at Florida 02/14/19, vs Savannah St. 11/28/18
Blocks	2	vs Savannah St. 11/28/18, vs Middle Tenn. 12/06/18, vs Tennessee 01/24/19
FG Made	9	vs Tennessee 01/24/19
FG Attempts	21	vs Auburn 02/16/19
3FG Made	7	vs Southeast Mo. St. 11/07/19
3FG Attempts	11	vs Southeast Mo. St. 11/07/19
FT Made	12	at Florida 02/14/19
FT Attempts	15	at Florida 02/14/19

OBINNA, Ejike

			Field Goals		3-Point		F-Throws		Rebounds										Scoring	
SEASON	GP-GS	MIN/AVG	FG-FGA	FG%	3FG-FGA	3FG%	FT-FTA	FT%	OFF	DEF	TOT	AVG	PF	FO	AST	TO	BLK	STL	PTS	AVG
2017-18	25-14	235/9.4	26-44	.591	0-1	.000	15-31	.484	12	41	53	2.1	50	2	1	13	2	1	67	2.7
2019-20	1-0	9/8.5	3-3	1.000	0-0	.000	1-1	1.000	0	0	0	0.0	3	0	0	1	1	1	7	7.0
TOTAL	**26-14**	**244/9.4**	**29-47**	**.617**	**0-1**	**.000**	**16-32**	**.500**	**12**	**41**	**53**	**2.0**	**53**	**2**	**1**	**14**	**3**	**2**	**74**	**2.8**

Single Game Highs

Statistic	Value	
Points	14	at Mississippi St. 01/16/18
Rebounds	7	vs Virginia 11/23/17
Assists	1	vs Georgia 03/07/18
Steals	1	at Auburn 02/03/18, vs Southeast Mo. St. 11/07/19
Blocks	1	at Mississippi St. 01/16/18, vs Seton Hall 11/24/17, vs Southeast Mo. St. 11/07/19
FG Made	6	at Mississippi St. 01/16/18
FG Attempts	9	at Mississippi St. 01/16/18
3FG Attempts	1	vs Missouri 02/27/18
FT Made	3	vs Virginia 11/23/17, vs Seton Hall 11/24/17
FT Attempts	5	vs Seton Hall 11/24/17

PIPPEN JR., Scotty

			Field Goals		3-Point		F-Throws		Rebounds										Scoring	
SEASON	GP-GS	MIN/AVG	FG-FGA	FG%	3FG-FGA	3FG%	FT-FTA	FT%	OFF	DEF	TOT	AVG	PF	FO	AST	TO	BLK	STL	PTS	AVG
2019-20	1-1	27/26.7	2-8	.250	1-4	.250	2-4	.500	0	2	2	2.0	2	0	6	2	0	2	7	7.0
TOTAL	**1-1**	**27/26.7**	**2-8**	**.250**	**1-4**	**.250**	**2-4**	**.500**	**0**	**2**	**2**	**2.0**	**2**	**0**	**6**	**2**	**0**	**2**	**7**	**7.0**

Single Game Highs

Statistic	Value	
Points	7	vs Southeast Mo. St. 11/07/19
Rebounds	2	vs Southeast Mo. St. 11/07/19
Assists	6	vs Southeast Mo. St. 11/07/19
Steals	2	vs Southeast Mo. St. 11/07/19
FG Made	2	vs Southeast Mo. St. 11/07/19
FG Attempts	8	vs Southeast Mo. St. 11/07/19
3FG Made	1	vs Southeast Mo. St. 11/07/19
3FG Attempts	4	vs Southeast Mo. St. 11/07/19
FT Made	2	vs Southeast Mo. St. 11/07/19
FT Attempts	4	vs Southeast Mo. St. 11/07/19

RICE, Isaiah

			Field Goals		3-Point		F-Throws		Rebounds										Scoring	
SEASON	GP-GS	MIN/AVG	FG-FGA	FG%	3FG-FGA	3FG%	FT-FTA	FT%	OFF	DEF	TOT	AVG	PF	FO	AST	TO	BLK	STL	PTS	AVG
2017-18	2-0	6/3.0	0-2	.000	0-2	.000	1-2	.500	0	0	0	0.0	1	0	0	2	0	0	1	0.5
2018-19	4-0	6/1.5	0-0	.000	0-0	.000	0-0	.000	0	0	0	0.0	0	0	0	1	0	0	0	0.0
TOTAL	**6-0**	**12/2.0**	**0-2**	**.000**	**0-2**	**.000**	**1-2**	**.500**	**0**	**0**	**0**	**0.0**	**1**	**0**	**0**	**3**	**0**	**0**	**1**	**0.2**

Single Game Highs

Statistic	Value	
Points	1	vs Alcorn 12/22/17
FG Attempts	2	vs Alcorn 12/22/17
3FG Attempts	2	vs Alcorn 12/22/17
FT Made	1	vs Alcorn 12/22/17
FT Attempts	2	vs Alcorn 12/22/17

WRIGHT, Jordan

			Field Goals		3-Point		F-Throws		Rebounds										Scoring	
SEASON	GP-GS	MIN/AVG	FG-FGA	FG%	3FG-FGA	3FG%	FT-FTA	FT%	OFF	DEF	TOT	AVG	PF	FO	AST	TO	BLK	STL	PTS	AVG
2019-20	1-0	8/7.9	0-0	.000	0-0	.000	0-0	.000	0	1	1	1.0	1	0	1	2	1	0	0	0.0
TOTAL	**1-0**	**8/7.9**	**0-0**	**.000**	**0-0**	**.000**	**0-0**	**.000**	**0**	**1**	**1**	**1.0**	**1**	**0**	**1**	**2**	**1**	**0**	**0**	**0.0**

Single Game Highs

Statistic	Value	
Rebounds	1	vs Southeast Mo. St. 11/07/19
Assists	1	vs Southeast Mo. St. 11/07/19
Blocks	1	vs Southeast Mo. St. 11/07/19

2019-20 Vanderbilt Men's Basketball
Combined Team Statistics
All games

Game Records

Record	Overall	Home	Away	Neutral
ALL GAMES	1-0	1-0	0-0	0-0
CONFERENCE	0-0	0-0	0-0	0-0
NON-CONFERENCE	1-0	1-0	0-0	0-0

Score by Periods

Team	1st	2nd	OT	TOT
Vanderbilt	32	51	0	83
Opponents	32	33	0	65

Team Box Score

No.	Player				Total		3-Point		F-Throw		Rebounds											
		GP-GS	MIN	AVG	FG-FGA	FG%	3FG-FGA	3FG%	FT-FTA	FT%	OFF	DEF	TOT	AVG	PF	DQ	A	TO	BLK	STL	PTS	AVG
24	NESMITH, Aaron	1-1	33	33.0	8-12	.667	7-11	.636	2-2	1.000	0	4	4	4.0	2	0	2	2	1	1	25	25.0
0	LEE, Saben	1-0	28	28.0	8-16	.500	1-5	.200	4-6	.667	1	3	4	4.0	3	0	4	0	0	1	21	21.0
15	BROWN, Clevon	1-1	31	31.0	6-9	.667	3-4	.750	0-0	.000	5	3	8	8.0	0	0	0	2	2	0	15	15.0
50	OBINNA, Ejike	1-0	9	9.0	3-3	1.000	0-0	.000	1-1	1.000	0	0	0	0.0	3	0	0	1	1	1	7	7.0
2	PIPPEN JR., Scotty	1-1	27	27.0	2-8	.250	1-4	.250	2-4	.500	0	2	2	2.0	2	0	6	2	0	2	7	7.0
3	EVANS, Maxwell	1-1	24	24.0	2-3	.667	2-3	.667	0-1	.000	0	1	1	1.0	2	0	3	1	0	0	6	6.0
13	MOYER, Matthew	1-1	21	21.0	1-5	.200	0-3	.000	0-0	.000	0	6	6	6.0	2	0	0	1	2	1	2	2.0
1	DISU, Dylan	1-0	18	18.0	0-5	.000	0-4	.000	0-0	.000	1	4	5	5.0	2	0	0	0	1	2	0	0.0
4	WRIGHT, Jordan	1-0	8	8.0	0-0	.000	0-0	.000	0-0	.000	0	1	1	1.0	1	0	1	2	1	0	0	0.0
55	JANKOVIC, Oton	1-0	2	2.0	0-0	.000	0-0	.000	0-0	.000	0	0	0	0.0	1	0	1	1	0	0	0	0.0
Team											3	1	4					0				
Total		**1**			**30-61**	**.492**	**14-34**	**.412**	**9-14**	**.643**	**10**	**25**	**35**	**35.0**	**18**	**0**	**17**	**12**	**8**	**8**	**83**	**83.0**
Opponents		**1**			**25-58**	**.431**	**3-13**	**.231**	**12-18**	**.667**	**14**	**24**	**38**	**38.0**	**14**	**-**	**5**	**17**	**2**	**4**	**65**	**65.0**

Team Statistics

	Vandy	OPP
Scoring	**83**	**65**
Points per game	83	65.0
Scoring margin	+18.0	-
Field goals-att	**30-61**	**25-58**
Field goal pct	.492	.431
3 point fg-att	**14-34**	**3-13**
3-point FG pct	.412	.231
3-pt FG made per game	14.0	3.0
Free throws-att	**9-14**	**12-18**
Free throw pct	.643	.667
F-Throws made per game	9.0	12.0
Rebounds	**35**	**38**
Rebounds per game	35.0	38.0
Rebounding margin	-3.0	-
Assists	**17**	**5**
Assists per game	17.0	5.0
Turnovers	**12**	**17**
Turnovers per game	12.0	17.0
Turnover margin	+5.0	-
Assist/turnover ratio	1.4	0.3
Steals	**8**	**4**
Steals per game	8.0	4.0
Blocks	**8**	**2**
Blocks per game	8.0	2.0
Winning streak	**1**	**-**
Home win streak	1	-
Attendance	**8097**	**0**
Home games-Avg/Game	1-8097	0-0
Neutral site-Avg/Game	-	0-0

Team Results

Date	Opponent		Score	Att.
11/06/19	Southeast Mo. St.	W	83-65	8097