



Officials: Doug Sirmons, Olandis Poole, Josue Nieves

Tennessee - 66

Record: 11-6 (3-2)

NO.	Name	F	Min	FG	3P	FT	Rebounds			Fouls		TP	AS	TO	ST	Blocks		+/-
				M-A	M-A	M-A	OR	DR	TOT	PF	FD					BS	BA	
10	John Fulkerson	F	30:59	5-10	0-0	2-2	1	7	8	3	2	12	2	2	2	1	0	17
5	Josiah-Jordan James	G	36:33	2-8	0-2	2-2	0	9	9	0	2	6	5	3	0	3	1	20
23	Jordan Bowden	G	29:00	7-11	0-2	7-8	0	2	2	3	6	21	2	2	3	0	1	17
25	Santiago Vescovi	G	24:45	2-6	1-3	0-0	0	4	4	3	1	5	2	5	0	0	0	14
35	Yves Pons	G	36:52	5-7	0-0	2-2	1	0	1	4	3	12	3	2	0	4	0	23
21	Olivier Nkamhoua		12:26	2-2	0-0	0-0	2	2	4	2	0	4	0	2	0	0	0	8
34	Uros Plavsic		09:46	2-3	0-0	0-0	1	0	1	3	1	4	0	1	1	0	0	1
13	Jalen Johnson		16:00	1-2	0-1	0-0	1	3	4	5	1	2	0	1	0	0	0	5
3	Drew Pember		01:30	0-0	0-0	0-0	0	0	0	2	0	0	0	0	0	0	0	-2
00	Davonte Gaines		02:09	0-0	0-0	0-0	0	0	0	0	0	0	0	0	0	0	0	2
Team							1	1	2			0		0				
Totals				26-49	1-8	13-14	7	28	35	25	16	66	14	18	6	8	2	21

Shooting By Period		
1 st FG%	10-25	40.0%
3PT%	0-6	0.0%
FT%	1-2	50%
2 nd FG%	16-24	66.7%
3PT%	1-2	50.0%
FT%	12-12	100%
GM FG%	26-49	53.1%
3PT%	1-8	12.5%
FT%	13-14	92.9%

Dead Ball Rebounds: 0, 0

Technical Fouls::NONE

Vanderbilt - 45

Record: 8-9 (0-4)

NO.	Name	F	Min	FG	3P	FT	Rebounds			Fouls		TP	AS	TO	ST	Blocks		+/-
				M-A	M-A	M-A	OR	DR	TOT	PF	FD					BS	BA	
1	Dylan Disu	F	34:03	2-13	0-8	0-0	0	5	5	2	1	4	0	2	1	2	1	-21
50	Ejike Obinna	C	26:22	1-1	0-0	0-2	2	2	4	3	2	2	0	1	3	0	0	-8
2	Scotty Pippen Jr.	G	29:25	3-6	0-2	10-10	1	1	2	4	9	16	1	6	2	0	0	-15
3	Maxwell Evans	G	34:01	1-9	0-5	1-2	2	5	7	1	1	3	1	1	0	0	3	-14
11	Braelee Albert	G	13:48	0-1	0-1	0-0	1	0	1	2	0	0	0	1	0	0	0	-12
0	Saben Lee		32:40	4-12	0-5	6-7	0	0	0	1	7	14	0	2	1	0	2	-16
4	Jordan Wright		19:39	1-6	0-3	2-2	2	3	5	2	2	4	1	1	0	0	1	-10
13	Matthew Moyer		04:35	0-3	0-1	0-0	0	0	0	1	0	0	0	0	0	0	1	-4
55	Oton Jankovic		05:27	0-0	0-0	2-3	1	0	1	0	3	2	0	0	0	0	0	-5
Team							3	1	4			0		3				
Totals				12-51	0-25	21-26	12	17	29	16	25	45	3	17	7	2	8	-21

Shooting By Period		
1 st FG%	6-27	22.2%
3PT%	0-10	0.0%
FT%	8-11	72.7%
2 nd FG%	6-24	25.0%
3PT%	0-15	0.0%
FT%	13-15	86.7%
GM FG%	12-51	23.5%
3PT%	0-25	0.0%
FT%	21-26	80.8%

Dead Ball Rebounds: 4, 0

Technical Fouls::NONE

	TEN	VAN
Biggest lead	22 (2 nd 3:49)	2 (1 st 19:07)
Best Scoring Run	10 (1 st 6:29)	7 (1 st 1:27)
Lead Changes	9	
Times Tied	5	
Time with Lead	31:22	04:05

Points from	TEN	VAN
Turnovers	20	10
Paint	42	20
Second Chance	4	8
Fast Breaks	12	7
Bench	10	20

	Period by Period Scoring		
	1st	2nd	TOT
TEN	21	45	66
VAN	20	25	45



Period 1

Quarter Starters:

VAN	1 Disu D	2 Pippen Jr. S	3 Evans M	11 Albert B	50 Obinna E
TEN	5 James J	10 Fulkerson J	23 Bowden J	25 Vescovi S	35 Pons Y

Game Time	VAN	Score	Diff	TEN
20:00	50 OBINNA E jumpball lost			10 FULKERSON J jumpball won
19:52				25 VESCOVI S turnover travel (1)
19:37	3 EVANS M turnover (1)			
19:21				35 PONS Y substitution out
19:21				21 NKAMHOUA O substitution in
19:18				5 JAMES J 2pt FG outside the paint, jump shot missed
19:15				10 FULKERSON J offensive rebound (1)
19:14				10 FULKERSON J 2pt FG in the paint, layup missed
19:09	3 EVANS M defensive rebound (1)			
19:07	3 EVANS M 2pt FG fast break in the paint, layup made (2)	2-0	2	
18:55	11 ALBERT B foul personal (1 - 1)			5 JAMES J foul drawn (1)
18:44				25 VESCOVI S 3pt FG , jump shot missed
18:38				21 NKAMHOUA O offensive rebound (1)
18:37	jump ball situation			
18:37	50 OBINNA E steal (1)			21 NKAMHOUA O turnover lost ball (1)
18:10	1 DISU D 3pt FG , jump shot missed			
18:07				10 FULKERSON J defensive rebound (2)
17:49				25 VESCOVI S turnover lost ball (2)
17:49				25 VESCOVI S substitution out
17:49				35 PONS Y substitution in
17:36	1 DISU D turnover travel (1)			
17:17		2-2	0	23 BOWDEN J 2pt FG outside the paint, jump shot made (2)
17:17				10 FULKERSON J assist (1)
16:48	3 EVANS M 2pt FG in the paint, layup blocked			
16:48				10 FULKERSON J block (1)
16:47				defensive rebound (4)
16:26		2-4	-2	35 PONS Y 2pt FG outside the paint, jump shot made (2)
16:03	2 PIPPEN JR. S foul drawn (1)			10 FULKERSON J foul shooting (1 - 1)
16:03	2 PIPPEN JR. S free throw 1 - 3 made (1)	3-4	-1	
16:03	2 PIPPEN JR. S free throw 2 - 3 made (2)	4-4	0	
16:03				10 FULKERSON J substitution out
16:03				34 PLAVSIC U substitution in
16:03	2 PIPPEN JR. S free throw 3 - 3 made (3)	5-4	1	
15:53	50 OBINNA E steal (2)			5 JAMES J turnover lost ball (1)
15:26	1 DISU D 3pt FG , jump shot blocked			
15:26				5 JAMES J block (1)
15:26	offensive rebound (2)			
15:26	Timeout media			
15:26	11 ALBERT B substitution out			
15:26	0 LEE S substitution in			
15:23	1 DISU D 2pt FG outside the paint, jump shot missed			
15:19				5 JAMES J defensive rebound (1)
15:16				23 BOWDEN J 2pt FG in the paint, layup blocked



Tennessee at Vanderbilt

01/18/20 Memorial Gymnasium, Nashville
2019-20 Men's Basketball

Game Time: 11:00 PM

Game Duration: 1:57

Attendance: 12,693

Officials: Doug Sirmons, Olandis Poole, Josue Nieves

Game Time	VAN	Score	Diff	TEN
15:16	1 DISU D block (1)			
15:11	2 PIPPEN JR. S defensive rebound (1)			
15:08	2 PIPPEN JR. S 3pt FG , jump shot missed			
15:04				5 JAMES J defensive rebound (2)
14:58				34 PLAVSIC U 2pt FG in the paint, jump shot missed
14:57	1 DISU D defensive rebound (1)			
14:57	1 DISU D foul drawn (1)			21 NKAMHOUA O foul personal (1 - 2)
14:32	1 DISU D turnover lost ball (2)			34 PLAVSIC U steal (1)
14:23		5-6	-1	21 NKAMHOUA O 2pt FG in the paint, jump shot made (2)
14:02	1 DISU D 2pt FG in the paint, alleyoop made (2)	7-6	1	
14:02	3 EVANS M assist (1)			
13:53		7-8	-1	5 JAMES J 2pt FG in the paint, made (2)
13:20	1 DISU D 3pt FG , jump shot missed			
13:16	50 OBINNA E offensive rebound (1)			
13:13	50 OBINNA E 2pt FG in the paint, jump shot made (2)	9-8	1	
13:03	2 PIPPEN JR. S foul shooting (1 - 2)			23 BOWDEN J foul drawn (1)
13:03		9-9	0	23 BOWDEN J free throw 1 - 2 made (3)
13:03	1 DISU D substitution out			
13:03	4 WRIGHT J substitution in			
13:03				21 NKAMHOUA O substitution out
13:03				34 PLAVSIC U substitution out
13:03				10 FULKERSON J substitution in
13:03				13 JOHNSON J substitution in
13:03				23 BOWDEN J free throw 2 - 2 missed
13:02	3 EVANS M defensive rebound (2)			
12:29	0 LEE S 2pt FG outside the paint, jump shot missed			
12:27				13 JOHNSON J defensive rebound (1)
12:18				5 JAMES J turnover bad pass (2)
12:18	50 OBINNA E substitution out			
12:18	13 MOYER M substitution in			
12:18				5 JAMES J substitution out
12:18				25 VESCOVI S substitution in
11:59	0 LEE S foul drawn (1)			25 VESCOVI S foul personal (1 - 3)
11:59	Timeout media			
11:43	2 PIPPEN JR. S 3pt FG , jump shot missed			
11:38				10 FULKERSON J defensive rebound (3)
11:31		9-11	-2	10 FULKERSON J 2pt FG in the paint, layup made (2)
11:31				23 BOWDEN J assist (1)
10:58	4 WRIGHT J 2pt FG in the paint, layup missed			
10:58	4 WRIGHT J offensive rebound (1)			
10:58	4 WRIGHT J foul drawn (1)			13 JOHNSON J foul shooting (1 - 4)
10:58	4 WRIGHT J free throw 1 - 2 made (1)	10-11	-1	
10:58	3 EVANS M substitution out			
10:58	11 ALBERT B substitution in			
10:58	2 PIPPEN JR. S substitution out			
10:58	1 DISU D substitution in			
10:58	4 WRIGHT J free throw 2 - 2 made (2)	11-11	0	
10:58				23 BOWDEN J substitution out
10:58				5 JAMES J substitution in



Tennessee at Vanderbilt

01/18/20 Memorial Gymnasium, Nashville
2019-20 Men's Basketball

Game Time: 11:00 PM
Game Duration: 1:57
Attendance: 12,693

Officials: Doug Sirmons, Olandis Poole, Josue Nieves

Game Time	VAN	Score	Diff	TEN
10:49	0 LEE S steal (1)			25 VESCOVI S turnover lost ball (3)
10:44	0 LEE S 2pt FG fast break in the paint, layup made (2)	13-11	2	
10:44	4 WRIGHT J assist (1)			
10:28		13-13	0	35 PONS Y 2pt FG in the paint, layup made (4)
10:28				5 JAMES J assist (1)
10:00	0 LEE S 3pt FG , jump shot missed			
09:57	11 ALBERT B offensive rebound (1)			
09:41	13 MOYER M 3pt FG , jump shot missed			
09:39				10 FULKERSON J defensive rebound (4)
09:39	13 MOYER M foul personal (1 - 3)			35 PONS Y foul drawn (1)
09:29				25 VESCOVI S substitution out
09:29				23 BOWDEN J substitution in
09:25		13-15	-2	10 FULKERSON J 2pt FG in the paint, layup made (4)
08:57	13 MOYER M 2pt FG in the paint, layup blocked			
08:57				35 PONS Y block (1)
08:52				10 FULKERSON J defensive rebound (5)
08:46		13-17	-4	23 BOWDEN J 2pt FG in the paint, layup made (5)
08:16	13 MOYER M 2pt FG in the paint, layup missed			
08:14				13 JOHNSON J defensive rebound (2)
08:14	11 ALBERT B foul personal (2 - 4)			13 JOHNSON J foul drawn (1)
08:14				10 FULKERSON J substitution out
08:14				21 NKAMHOUA O substitution in
08:08	11 ALBERT B substitution out			
08:08	50 OBINNA E substitution in			
07:57				35 PONS Y 2pt FG outside the paint, jump shot missed
07:54	4 WRIGHT J defensive rebound (2)			
07:43	13 MOYER M substitution out			
07:43	3 EVANS M substitution in			
07:42	3 EVANS M 3pt FG , jump shot missed			
07:36	4 WRIGHT J offensive rebound (3)			
07:30	0 LEE S turnover travel (1)			
07:30	Timeout media			
07:30	4 WRIGHT J substitution out			
07:30	2 PIPPEN JR. S substitution in			
07:16				23 BOWDEN J 3pt FG , jump shot missed
07:12				13 JOHNSON J offensive rebound (3)
07:10		13-19	-6	13 JOHNSON J 2pt FG in the paint, layup made (2)
06:44	1 DISU D 2pt FG in the paint, jump shot missed			
06:41				5 JAMES J defensive rebound (3)
06:29		13-21	-8	23 BOWDEN J 2pt FG in the paint, layup made (7)
06:14	0 LEE S 3pt FG , jump shot missed			
06:10				21 NKAMHOUA O defensive rebound (2)
06:05				23 BOWDEN J 2pt FG outside the paint, jump shot missed
06:02	1 DISU D defensive rebound (2)			
05:58	3 EVANS M foul drawn (1)			23 BOWDEN J foul shooting (1 - 5)
05:58	3 EVANS M free throw fast break 1 - 2 made (3)	14-21	-7	
05:58				13 JOHNSON J substitution out
05:58				21 NKAMHOUA O substitution out
05:58				3 PEMBER D substitution in



Tennessee at Vanderbilt

01/18/20 Memorial Gymnasium, Nashville
2019-20 Men's Basketball

Game Time: 11:00 PM
Game Duration: 1:57
Attendance: 12,693

Officials: Doug Sirmons, Olandis Poole, Josue Nieves

Game Time	VAN	Score	Diff	TEN
05:58				10 FULKERSON J substitution in
05:58	3 EVANS M free throw fast break 2 - 2 missed			
05:57				10 FULKERSON J defensive rebound (6)
05:43	50 OBINNA E steal (3)			10 FULKERSON J turnover lost ball (1)
05:35	0 LEE S turnover lost ball (2)			23 BOWDEN J steal (1)
05:28				5 JAMES J 2pt FG in the paint, layup blocked
05:28	1 DISU D block (2)			
05:28				offensive rebound (16)
05:27	2 PIPPEN JR. S foul personal (2 - 5)			23 BOWDEN J foul drawn (2)
05:15	2 PIPPEN JR. S steal (1)			23 BOWDEN J turnover lost ball (1)
05:09	2 PIPPEN JR. S 2pt FG fast break in the paint, dunk, made (5)	16-21	-5	
04:51				23 BOWDEN J 3pt FG , jump shot missed
04:48	50 OBINNA E defensive rebound (2)			
04:48	50 OBINNA E foul drawn (1)			3 PEMBER D foul personal (1 - 6)
04:28	50 OBINNA E foul drawn (2)			3 PEMBER D foul shooting (2 - 7)
04:28	50 OBINNA E free throw 1 - 2 missed			
04:28	offensive dead ball rebound (1)			
04:28				3 PEMBER D substitution out
04:28				25 VESCOVI S substitution in
04:28	50 OBINNA E free throw 2 - 2 missed			
04:27				23 BOWDEN J defensive rebound (1)
04:12	50 OBINNA E foul personal (1 - 6)			10 FULKERSON J foul drawn (1)
04:08	2 PIPPEN JR. S foul drawn (2)			23 BOWDEN J foul offensive (2 - 8)
04:08				23 BOWDEN J turnover offensive (2)
04:08				23 BOWDEN J substitution out
04:08				13 JOHNSON J substitution in
03:40	2 PIPPEN JR. S 2pt FG outside the paint, jump shot made (7)	18-21	-3	
03:16				5 JAMES J 3pt FG , jump shot missed
03:13	50 OBINNA E defensive rebound (3)			
03:08	2 PIPPEN JR. S turnover bad pass (1)			
03:08	Timeout media			
03:08	2 PIPPEN JR. S substitution out			
03:08	4 WRIGHT J substitution in			
02:53				10 FULKERSON J 2pt FG in the paint, jump shot missed
02:50	1 DISU D defensive rebound (3)			
02:30	4 WRIGHT J 2pt FG in the paint, layup blocked			
02:30				5 JAMES J block (2)
02:25				25 VESCOVI S defensive rebound (1)
02:20				13 JOHNSON J 3pt FG , jump shot missed
02:16	4 WRIGHT J defensive rebound (4)			
01:51	3 EVANS M 2pt FG in the paint, layup blocked			
01:51				35 PONS Y block (2)
01:45				13 JOHNSON J defensive rebound (4)
01:41				25 VESCOVI S 3pt FG , jump shot missed
01:37	3 EVANS M defensive rebound (3)			
01:27	0 LEE S foul drawn (2)			13 JOHNSON J foul shooting (2 - 9)
01:27	0 LEE S free throw 1 - 2 made (3)	19-21	-2	
01:27	0 LEE S free throw 2 - 2 made (4)	20-21	-1	
01:18				25 VESCOVI S turnover travel (4)



Tennessee at Vanderbilt

01/18/20 Memorial Gymnasium, Nashville
2019-20 Men's Basketball

Officials: Doug Sirmons, Olandis Poole, Josue Nieves

Game Time	VAN	Score	Diff	TEN
01:18				13 JOHNSON J substitution out
01:18				25 VESCOVI S substitution out
01:18				00 GAINES D substitution in
01:18				21 NKAMHOJA O substitution in
01:01	0 LEE S 2pt FG in the paint, layup blocked			
01:01				35 PONS Y block (3)
00:58	offensive rebound (17)			
00:30	3 EVANS M 2pt FG outside the paint, jump shot missed			
00:26				5 JAMES J defensive rebound (4)
00:18				Timeout 30 Sec
00:18				00 GAINES D substitution out
00:18				23 BOWDEN J substitution in
00:06				10 FULKERSON J 2pt FG in the paint, layup missed
00:02	1 DISU D defensive rebound (4)			
00:02	4 WRIGHT J 3pt FG , jump shot missed			
00:00	offensive dead ball rebound (2)			
END OF PERIOD				
VAN 20-21 TEN				



Tennessee at Vanderbilt

01/18/20 Memorial Gymnasium, Nashville
2019-20 Men's Basketball

Game Time: 11:00 PM
Game Duration: 1:57
Attendance: 12,693

Officials: Doug Sirmons, Olandis Poole, Josue Nieves

Tennessee - 21

NO.	Name	F	Min	FG			Rebounds			Fouls		TP	AS	TO	ST	Blocks		+/-
				M-A	M-A	M-A	OR	DR	TOT	PF	FD					BS	BA	
10	John Fulkerson	F	14:44	2-5	0-0	0-0	1	5	6	1	1	4	1	1	0	1	0	-2
5	Josiah-Jordan James	G	18:40	1-4	0-1	0-0	0	4	4	0	1	2	1	2	0	2	1	1
23	Jordan Bowden	G	14:42	3-7	0-2	1-2	0	1	1	2	2	7	1	2	1	0	1	5
25	Santiago Vescovi	G	08:10	0-2	0-2	0-0	0	1	1	1	0	0	0	4	0	0	0	-6
35	Yves Pons	G	18:28	2-3	0-0	0-0	0	0	0	0	1	4	0	0	0	3	0	3
21	Olivier Nkamhoua		09:52	1-1	0-0	0-0	1	1	2	1	0	2	0	1	0	0	0	3
34	Uros Plavsic		03:00	0-1	0-0	0-0	0	0	0	0	0	0	0	0	1	0	0	0
13	Jalen Johnson		09:55	1-2	0-1	0-0	1	3	4	2	1	2	0	0	0	0	0	3
3	Drew Pember		01:30	0-0	0-0	0-0	0	0	0	2	0	0	0	0	0	0	0	-2
00	Davonte Gaines		00:59	0-0	0-0	0-0	0	0	0	0	0	0	0	0	0	0	0	0
Team							1	1	2			0		0				
Totals				10-25	0-6	1-2	4	16	20	9	6	21	3	10	2	6	2	1

Shooting By Period		
1st FG%	10-25	40.0%
3PT%	0-6	0.0%
FT%	1-2	50%
GM FG%	10-25	40.0%
3PT%	0-6	0.0%
FT%	1-2	50.0%

Dead Ball Rebounds: 0, 0

Technical Fouls::NONE

Vanderbilt - 20

NO.	Name	F	Min	FG			Rebounds			Fouls		TP	AS	TO	ST	Blocks		+/-
				M-A	M-A	M-A	OR	DR	TOT	PF	FD					BS	BA	
1	Dylan Disu	F	17:55	1-6	0-3	0-0	0	4	4	0	1	2	0	2	0	2	1	0
50	Ejike Obinna	C	15:50	1-1	0-0	0-2	1	2	3	1	2	2	0	0	3	0	0	3
2	Scotty Pippen Jr.	G	13:24	2-4	0-2	3-3	0	1	1	2	2	7	0	1	1	0	0	0
3	Maxwell Evans	G	16:45	1-5	0-1	1-2	0	3	3	0	1	3	1	1	0	0	2	2
11	Braelee Albert	G	07:24	0-0	0-0	0-0	1	0	1	2	0	0	0	0	0	0	0	-2
0	Saben Lee		15:26	1-5	0-2	2-2	0	0	0	0	2	4	0	2	1	0	1	-2
4	Jordan Wright		08:41	0-3	0-1	2-2	2	2	4	0	1	2	1	0	0	0	1	-2
13	Matthew Moyer		04:35	0-3	0-1	0-0	0	0	0	1	0	0	0	0	0	0	1	-4
Team							2	0	2			0		0				
Totals				6-27	0-10	8-11	6	12	18	6	9	20	2	6	5	2	6	-1

Shooting By Period		
1st FG%	6-27	22.2%
3PT%	0-10	0.0%
FT%	8-11	72.7%
GM FG%	6-27	22.2%
3PT%	0-10	0.0%
FT%	8-11	72.7%

Dead Ball Rebounds: 2, 0

Technical Fouls::NONE

	TEN	VAN
Biggest lead	8 (1st 6:29)	2 (1st 19:07)
Best Scoring Run	10(1st 6:29)	7(1st 1:27)
Lead Changes	9	
Times Tied	5	
Time with Lead	11:22	04:05

Points from	TEN	VAN
Turnovers	6	6
Paint	16	10
Second Chance	2	4
Fast Breaks	0	7
Bench	4	6

	Period by Period Scoring	
	1st	TOT
TEN	21	21
VAN	20	20



Tennessee at Vanderbilt

01/18/20 Memorial Gymnasium, Nashville
2019-20 Men's Basketball

Officials: Doug Simmons, Olandis Poole, Josue Nieves

Period 2

Quarter Starters:

VAN	1 Disu D	2 Pippen Jr. S	3 Evans M	11 Albert B	50 Obinna E
TEN	5 James J	10 Fulkerson J	23 Bowden J	25 Vescovi S	35 Pons Y

Game Time	VAN	Score	Diff	TEN
20:00	0 LEE S substitution out			
20:00	4 WRIGHT J substitution out			
20:00	2 PIPPEN JR. S substitution in			
20:00	11 ALBERT B substitution in			
20:00				21 NKAMHOUA O substitution out
20:00				25 VESCOVI S substitution in
19:35				10 FULKERSON J turnover travel (2)
19:13	11 ALBERT B turnover bad pass (1)			10 FULKERSON J steal (1)
19:07		20-23	-3	23 BOWDEN J 2pt FG fast break in the paint, layup made (9)
19:07				10 FULKERSON J assist (2)
18:54	2 PIPPEN JR. S turnover bad pass (2)			23 BOWDEN J steal (2)
18:49		20-25	-5	23 BOWDEN J 2pt FG fast break in the paint, layup made (11)
18:49				5 JAMES J assist (2)
18:21	2 PIPPEN JR. S turnover lost ball (3)			
18:06		20-27	-7	25 VESCOVI S 2pt FG in the paint, jump shot made (2)
18:06				35 PONS Y assist (1)
17:46	11 ALBERT B 3pt FG , jump shot missed			
17:43				23 BOWDEN J defensive rebound (2)
17:41		20-29	-9	35 PONS Y 2pt FG fast break in the paint, dunk, made (6)
17:41				23 BOWDEN J assist (2)
17:40	Timeout 30 Sec			
17:40	Timeout media			
17:40	11 ALBERT B substitution out			
17:40	0 LEE S substitution in			
17:29	2 PIPPEN JR. S turnover bad pass (4)			
17:04	1 DISU D steal (1)			35 PONS Y turnover lost ball (1)
16:56	1 DISU D 3pt FG , jump shot missed			
16:52	50 OBINNA E offensive rebound (4)			
16:32	3 EVANS M 3pt FG , jump shot blocked			
16:32				5 JAMES J block (3)
16:32	offensive dead ball rebound (3)			
16:32	turnover shot clock (11)			
16:18	50 OBINNA E foul shooting (2 - 1)			10 FULKERSON J foul drawn (2)
16:18		20-30	-10	10 FULKERSON J free throw 1 - 2 made (5)
16:18		20-31	-11	10 FULKERSON J free throw 2 - 2 made (6)
15:57	2 PIPPEN JR. S 2pt FG in the paint, layup made (9)	22-31	-9	
15:57	2 PIPPEN JR. S foul drawn (3)			10 FULKERSON J foul shooting (2 - 1)
15:57	Timeout media			
15:57	2 PIPPEN JR. S free throw 1 - 1 made (10)	23-31	-8	
15:43	1 DISU D foul personal (1 - 2)			35 PONS Y foul drawn (2)
15:29		23-33	-10	35 PONS Y 2pt FG in the paint, dunk, made (8)
15:29				25 VESCOVI S assist (1)
15:06	2 PIPPEN JR. S turnover lost ball (5)			23 BOWDEN J steal (3)



Tennessee at Vanderbilt

01/18/20 Memorial Gymnasium, Nashville
2019-20 Men's Basketball

Game Time: 11:00 PM
Game Duration: 1:57
Attendance: 12,693

Officials: Doug Sirmons, Olandis Poole, Josue Nieves

Game Time	VAN	Score	Diff	TEN
15:02	2 PIPPEN JR. S foul shooting (3 - 3)			23 BOWDEN J foul drawn (3)
15:02		23-34	-11	23 BOWDEN J free throw fast break 1 - 2 made (12)
15:02	3 EVANS M substitution out			
15:02	4 WRIGHT J substitution in			
15:02		23-35	-12	23 BOWDEN J free throw fast break 2 - 2 made (13)
14:53	1 DISU D 3pt FG , jump shot missed			
14:50				5 JAMES J defensive rebound (5)
14:48		23-37	-14	10 FULKERSON J 2pt FG fast break in the paint, dunk, made (8)
14:48				5 JAMES J assist (3)
14:24	4 WRIGHT J turnover (1)			
14:13	0 LEE S foul personal (1 - 4)			23 BOWDEN J foul drawn (4)
14:00				25 VESCOVI S 2pt FG outside the paint, jump shot missed
13:57	4 WRIGHT J defensive rebound (5)			
13:50	2 PIPPEN JR. S foul drawn (4)			23 BOWDEN J foul personal (3 - 2)
13:50				10 FULKERSON J substitution out
13:50				25 VESCOVI S substitution out
13:50				13 JOHNSON J substitution in
13:50				21 NKAMHOUA O substitution in
13:50				23 BOWDEN J substitution out
13:50				25 VESCOVI S substitution in
13:42	0 LEE S foul drawn (3)			21 NKAMHOUA O foul personal (2 - 3)
13:26	4 WRIGHT J 2pt FG outside the paint, jump shot made (4)	25-37	-12	
13:20	4 WRIGHT J foul shooting (1 - 5)			5 JAMES J foul drawn (2)
13:20		25-38	-13	5 JAMES J free throw fast break 1 - 2 made (3)
13:20	50 OBINNA E substitution out			
13:20	55 JANKOVIC O substitution in			
13:20		25-39	-14	5 JAMES J free throw fast break 2 - 2 made (4)
12:52	2 PIPPEN JR. S 2pt FG outside the paint, jump shot missed			
12:46	55 JANKOVIC O offensive rebound (1)			
12:43	1 DISU D 2pt FG in the paint, jump shot missed			
12:40				5 JAMES J defensive rebound (6)
12:34		25-42	-17	25 VESCOVI S 3pt FG , jump shot made (5)
12:34				5 JAMES J assist (4)
12:26	4 WRIGHT J foul drawn (2)			25 VESCOVI S foul personal (2 - 4)
12:26				21 NKAMHOUA O substitution out
12:26				34 PLAVSIC U substitution in
12:26	2 PIPPEN JR. S foul drawn (5)			13 JOHNSON J foul personal (3 - 5)
12:18	0 LEE S 2pt FG in the paint, layup made (6)	27-42	-15	
12:18	0 LEE S foul drawn (4)			34 PLAVSIC U foul shooting (1 - 6)
12:18	2 PIPPEN JR. S substitution out			
12:18	3 EVANS M substitution in			
12:18				25 VESCOVI S substitution out
12:18				10 FULKERSON J substitution in
12:18	0 LEE S free throw 1 - 1 made (7)	28-42	-14	
12:09				35 PONS Y turnover lost ball (2)
11:59	3 EVANS M 3pt FG , jump shot missed			
11:55				10 FULKERSON J defensive rebound (7)
11:42		28-44	-16	5 JAMES J 2pt FG outside the paint, jump shot made (6)
11:20	0 LEE S 2pt FG in the paint, layup blocked			



Tennessee at Vanderbilt

01/18/20 Memorial Gymnasium, Nashville
2019-20 Men's Basketball

Game Time: 11:00 PM
Game Duration: 1:57
Attendance: 12,693

Officials: Doug Sirmons, Olandis Poole, Josue Nieves

Game Time	VAN	Score	Diff	TEN
11:20				35 PONS Y block (4)
11:18	3 EVANS M offensive rebound (4)			
11:18	55 JANKOVIC O foul drawn (1)			13 JOHNSON J foul personal (4 - 7)
11:18	Timeout media			
11:18				13 JOHNSON J substitution out
11:18				25 VESCOVI S substitution in
11:18	55 JANKOVIC O 1&1 free throw 1 missed			
11:17				5 JAMES J defensive rebound (7)
10:56		28-46	-18	34 PLAVSIC U 2pt FG in the paint, jump shot made (2)
10:56				35 PONS Y assist (2)
10:20	turnover shot clock (14)			
10:00		28-48	-20	10 FULKERSON J 2pt FG in the paint, jump shot made (10)
10:00				25 VESCOVI S assist (2)
09:32	1 DISU D 3pt FG , jump shot missed			
09:28				25 VESCOVI S defensive rebound (2)
09:18				5 JAMES J turnover bad pass (3)
09:18	1 DISU D substitution out			
09:18	50 OBINNA E substitution in			
09:18				5 JAMES J substitution out
09:18				23 BOWDEN J substitution in
08:55	4 WRIGHT J 3pt FG , jump shot missed			
08:52	3 EVANS M offensive rebound (5)			
08:50	0 LEE S 3pt FG , jump shot missed			
08:47				25 VESCOVI S defensive rebound (3)
08:35	55 JANKOVIC O foul drawn (2)			34 PLAVSIC U foul offensive (2 - 8)
08:35				34 PLAVSIC U turnover offensive (1)
08:19	55 JANKOVIC O foul drawn (3)			34 PLAVSIC U foul personal (3 - 9)
08:19	0 LEE S substitution out			
08:19	2 PIPPEN JR. S substitution in			
08:19				35 PONS Y substitution out
08:19				5 JAMES J substitution in
08:19	55 JANKOVIC O 1&1 free throw 1 made (1)	29-48	-19	
08:19	55 JANKOVIC O 1&1 free throw 2 made (2)	30-48	-18	
07:56				5 JAMES J 2pt FG outside the paint, jump shot missed
07:53				34 PLAVSIC U offensive rebound (1)
07:53	50 OBINNA E foul personal (3 - 6)			34 PLAVSIC U foul drawn (1)
07:53	Timeout media			
07:53	4 WRIGHT J substitution out			
07:53	55 JANKOVIC O substitution out			
07:53	0 LEE S substitution in			
07:53	11 ALBERT B substitution in			
07:53				34 PLAVSIC U substitution out
07:53				35 PONS Y substitution in
07:42				35 PONS Y 2pt FG in the paint, jump shot missed
07:40	3 EVANS M defensive rebound (6)			
07:28	0 LEE S foul drawn (5)			35 PONS Y foul shooting (1 - 10)
07:28	0 LEE S free throw 1 - 2 made (8)	31-48	-17	
07:28	0 LEE S free throw 2 - 2 made (9)	32-48	-16	
07:13				5 JAMES J 3pt FG , jump shot missed



Tennessee at Vanderbilt

01/18/20 Memorial Gymnasium, Nashville
2019-20 Men's Basketball

Game Time: 11:00 PM
Game Duration: 1:57
Attendance: 12,693

Officials: Doug Sirmons, Olandis Poole, Josue Nieves

Game Time	VAN	Score	Diff	TEN
07:10	3 EVANS M defensive rebound (7)			
07:04	0 LEE S 2pt FG in the paint, alleyoop made (11)	34-48	-14	
07:04	2 PIPPEN JR. S assist (1)			
06:41				10 FULKERSON J 2pt FG in the paint, jump shot missed
06:39				35 PONS Y offensive rebound (1)
06:37		34-50	-16	35 PONS Y 2pt FG in the paint, jump shot made (10)
06:26	3 EVANS M 3pt FG , jump shot missed			
06:23				25 VESCOVI S defensive rebound (4)
06:06	3 EVANS M foul personal (1 - 7)			35 PONS Y foul drawn (3)
06:06		34-51	-17	35 PONS Y 1&1 free throw 1 made (11)
06:06		34-52	-18	35 PONS Y 1&1 free throw 2 made (12)
05:56	50 OBINNA E turnover lost ball (1)			10 FULKERSON J steal (2)
05:44		34-54	-20	10 FULKERSON J 2pt FG in the paint, dunk, made (12)
05:26	2 PIPPEN JR. S foul drawn (6)			35 PONS Y foul shooting (2 - 11)
05:26	2 PIPPEN JR. S free throw 1 - 2 made (11)	35-54	-19	
05:26	50 OBINNA E substitution out			
05:26	1 DISU D substitution in			
05:26				5 JAMES J substitution out
05:26				13 JOHNSON J substitution in
05:26	2 PIPPEN JR. S free throw 2 - 2 made (12)	36-54	-18	
05:17		36-56	-20	23 BOWDEN J 2pt FG in the paint, jump shot made (15)
05:17				35 PONS Y assist (3)
05:07	1 DISU D 3pt FG , jump shot missed			
05:04	2 PIPPEN JR. S offensive rebound (2)			
05:04	2 PIPPEN JR. S foul drawn (7)			35 PONS Y foul personal (3 - 12)
05:04	2 PIPPEN JR. S free throw 1 - 2 made (13)	37-56	-19	
05:04	2 PIPPEN JR. S free throw 2 - 2 made (14)	38-56	-18	
04:49		38-58	-20	23 BOWDEN J 2pt FG outside the paint, jump shot made (17)
04:40	2 PIPPEN JR. S foul offensive (4 - 8)			25 VESCOVI S foul drawn (1)
04:40	2 PIPPEN JR. S turnover offensive (6)			
04:22	2 PIPPEN JR. S foul drawn (8)			25 VESCOVI S foul offensive (3 - 13)
04:22				25 VESCOVI S turnover offensive (5)
04:18				25 VESCOVI S substitution out
04:18				5 JAMES J substitution in
04:11	1 DISU D 3pt FG , jump shot missed			
04:07				10 FULKERSON J defensive rebound (8)
03:49	1 DISU D foul personal (2 - 9)			23 BOWDEN J foul drawn (5)
03:49	Timeout media			
03:49	11 ALBERT B substitution out			
03:49	4 WRIGHT J substitution in			
03:49		38-59	-21	23 BOWDEN J 1&1 free throw 1 made (18)
03:49		38-60	-22	23 BOWDEN J 1&1 free throw 2 made (19)
03:18	turnover shot clock (17)			
02:56				10 FULKERSON J 2pt FG outside the paint, jump shot missed
02:55	defensive rebound (27)			
02:48	0 LEE S foul drawn (6)			10 FULKERSON J foul shooting (3 - 14)
02:48	0 LEE S free throw 1 - 2 missed			
02:48	offensive dead ball rebound (4)			
02:48	0 LEE S free throw 2 - 2 made (12)	39-60	-21	



Tennessee at Vanderbilt

01/18/20 Memorial Gymnasium, Nashville
2019-20 Men's Basketball

Officials: Doug Sirmons, Olandis Poole, Josue Nieves

Game Time	VAN	Score	Diff	TEN
02:31				5 JAMES J 2pt FG outside the paint, jump shot missed
02:28	1 DISU D defensive rebound (5)			
02:18	3 EVANS M 3pt FG , jump shot missed			
02:13	offensive rebound (29)			
02:13				10 FULKERSON J substitution out
02:13				34 PLAVSIC U substitution in
02:05	2 PIPPEN JR. S foul drawn (9)			35 PONS Y foul shooting (4 - 15)
02:05	2 PIPPEN JR. S free throw 1 - 2 made (15)	40-60	-20	
02:05	2 PIPPEN JR. S free throw 2 - 2 made (16)	41-60	-19	
01:53	0 LEE S foul drawn (7)			13 JOHNSON J foul offensive (5 - 16)
01:53				13 JOHNSON J turnover offensive (1)
01:53				13 JOHNSON J substitution out
01:53				25 VESCOVI S substitution in
01:45	1 DISU D 2pt FG in the paint, dunk, made (4)	43-60	-17	
01:35	4 WRIGHT J foul personal (2 - 10)			23 BOWDEN J foul drawn (6)
01:35		43-61	-18	23 BOWDEN J free throw 1 - 2 made (20)
01:35		43-62	-19	23 BOWDEN J free throw 2 - 2 made (21)
01:27	0 LEE S 2pt FG in the paint, layup made (14)	45-62	-17	
01:11		45-64	-19	34 PLAVSIC U 2pt FG in the paint, jump shot made (4)
01:10				Timeout 30 Sec
01:10				23 BOWDEN J substitution out
01:10				35 PONS Y substitution out
01:10				00 GAINES D substitution in
01:10				21 NKAMHOUA O substitution in
00:59	4 WRIGHT J 3pt FG , jump shot missed			
00:56				5 JAMES J defensive rebound (8)
00:48		45-66	-21	21 NKAMHOUA O 2pt FG in the paint, dunk, made (4)
00:48				5 JAMES J assist (5)
00:42	0 LEE S 3pt FG , jump shot missed			
00:40				5 JAMES J defensive rebound (9)
00:12				25 VESCOVI S 2pt FG in the paint, jump shot missed
00:08				21 NKAMHOUA O offensive rebound (3)
00:07	2 PIPPEN JR. S steal (2)			21 NKAMHOUA O turnover bad pass (2)
00:04	0 LEE S 3pt FG , jump shot missed			
00:04				21 NKAMHOUA O defensive rebound (4)
END OF GAME				
VAN 45-66 TEN				



Tennessee at Vanderbilt

01/18/20 Memorial Gymnasium, Nashville
2019-20 Men's Basketball

Game Time: 11:00 PM
Game Duration: 1:57
Attendance: 12,693

Officials: Doug Sirmons, Olandis Poole, Josue Nieves

Tennessee - 45

NO.	Name	F	Min	FG	3P	FT	Rebounds			Fouls		TP	AS	TO	ST	Blocks		+/-
				M-A	M-A	M-A	OR	DR	TOT	PF	FD					BS	BA	
10	John Fulkerson	F	16:15	3-5	0-0	2-2	0	2	2	2	1	8	1	1	2	0	0	19
5	Josiah-Jordan James	G	17:53	1-4	0-1	2-2	0	5	5	0	1	4	4	1	0	1	0	19
23	Jordan Bowden	G	14:18	4-4	0-0	6-6	0	1	1	1	4	14	1	0	2	0	0	12
25	Santiago Vescovi	G	16:35	2-4	1-1	0-0	0	3	3	2	1	5	2	1	0	0	0	20
35	Yves Pons	G	18:24	3-4	0-0	2-2	1	0	1	4	2	8	3	2	0	1	0	20
13	Jalen Johnson		06:05	0-0	0-0	0-0	0	0	0	3	0	0	0	1	0	0	0	2
21	Olivier Nkamhoua		02:34	1-1	0-0	0-0	1	1	2	1	0	2	0	1	0	0	0	5
34	Uros Plavsic		06:46	2-2	0-0	0-0	1	0	1	3	1	4	0	1	0	0	0	1
00	Davonte Gaines		01:10	0-0	0-0	0-0	0	0	0	0	0	0	0	0	0	0	0	2
Team							0	0	0			0		0				
Totals				16-24	1-2	12-12	3	12	15	16	10	45	11	8	4	2	0	20

Shooting By Period		
2 nd FG%	16-24	66.7%
3PT%	1-2	50.0%
FT%	12-12	100%
GM FG%	16-24	66.7%
3PT%	1-2	50.0%
FT%	12-12	100.0%

Dead Ball Rebounds: 0, 0

Technical Fouls::NONE

Vanderbilt - 25

NO.	Name	F	Min	FG	3P	FT	Rebounds			Fouls		TP	AS	TO	ST	Blocks		+/-
				M-A	M-A	M-A	OR	DR	TOT	PF	FD					BS	BA	
1	Dylan Disu	F	16:08	1-7	0-5	0-0	0	1	1	2	0	2	0	0	1	0	0	-21
50	Ejike Obinna	C	10:32	0-0	0-0	0-0	1	0	1	2	0	0	0	1	0	0	0	-11
2	Scotty Pippen Jr.	G	16:01	1-2	0-0	7-7	1	0	1	2	7	9	1	5	1	0	0	-15
3	Maxwell Evans	G	17:16	0-4	0-4	0-0	2	2	4	1	0	0	0	0	0	0	1	-16
11	Braelee Albert	G	06:24	0-1	0-1	0-0	0	0	0	0	0	0	0	1	0	0	0	-10
0	Saben Lee		17:14	3-7	0-3	4-5	0	0	0	1	5	10	0	0	0	0	1	-14
4	Jordan Wright		10:58	1-3	0-2	0-0	0	1	1	2	1	2	0	1	0	0	0	-8
55	Oton Jankovic		05:27	0-0	0-0	2-3	1	0	1	0	3	2	0	0	0	0	0	-5
Team							1	1	2			0		3				
Totals				6-24	0-15	13-15	6	5	11	10	16	25	1	11	2	0	2	-20

Shooting By Period		
2 nd FG%	6-24	25.0%
3PT%	0-15	0.0%
FT%	13-15	86.7%
GM FG%	6-24	25.0%
3PT%	0-15	0.0%
FT%	13-15	86.7%

Dead Ball Rebounds: 2, 0

Technical Fouls::NONE

	TEN	VAN
Biggest lead	22 (2 nd 3:49)	0 (1 st 20:00)
Best Scoring Run	10(2 nd 16:18)	6(2 nd 7:04)
Lead Changes	0	
Times Tied	0	
Time with Lead	19:07	00:00

Points from	TEN	VAN
Turnovers	14	4
Paint	26	10
Second Chance	2	4
Fast Breaks	12	0
Bench	6	14

	Period by Period Scoring	
	2 nd	TOT
TEN	45	45
VAN	25	25

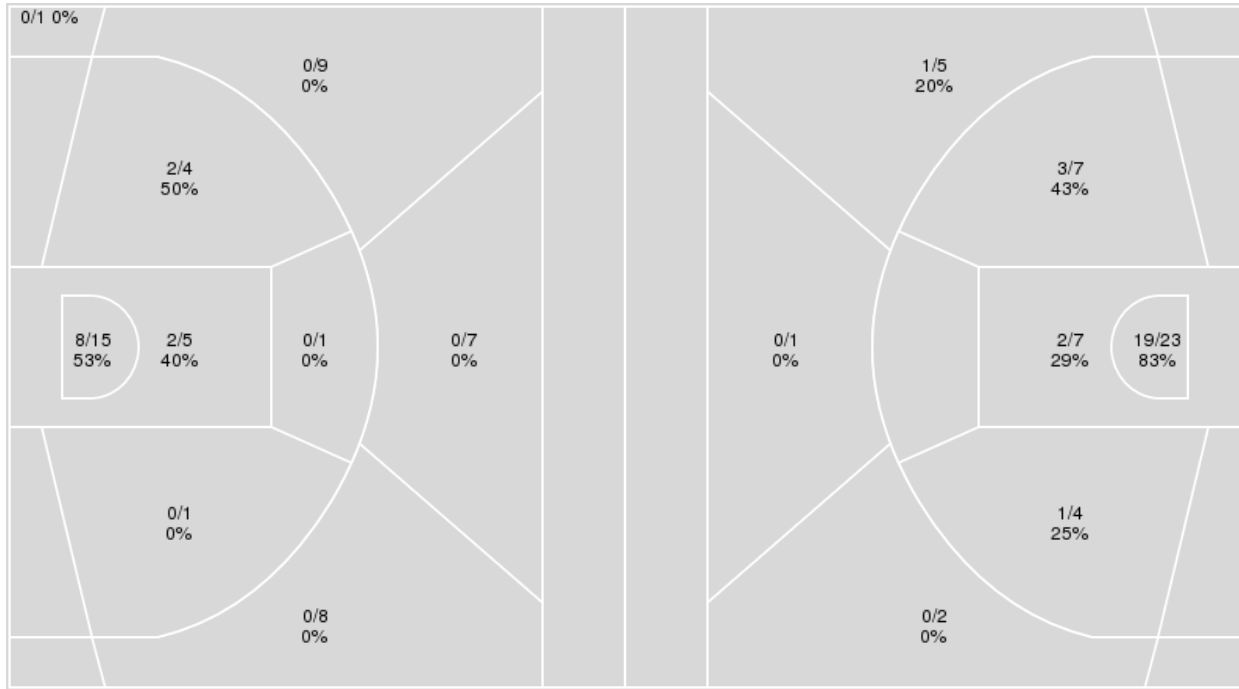


Officials: Doug Sirmons, Olandis Poole, Josue Nieves

{ Players => 0, 1, 2, 3, 4, 5, 10, 11, 13, 14, 15, 20, 21, 24, 42, 50, 55, 130; } FG Types => All; Results => All;

Vanderbilt

Tennessee



Vanderbilt	M/A	%
Field Goals	12/51	24
2 Points	12/26	46
3 Points	0/25	0
Free Throws	21/26	81

Tennessee	M/A	%
Field Goals	26/49	53
2 Points	25/41	61
3 Points	1/8	12
Free Throws	13/14	93



Tennessee at Vanderbilt

01/18/20 Memorial Gymnasium, Nashville
2019-20 Men's Basketball

Game Time: 11:00 PM
Game Duration: 1:57
Attendance: 12,693

Officials: Doug Sirmons, Olandis Poole, Josue Nieves

Tennessee

No	Name	Mins		Score		Points Diff		Points per Min		Assists		Rebounds		Steals		Turnovers	
		On	Off	On	Off	On	Off	On	Off	On	Off	On	Off	On	Off	On	Off
00	Davonte Gaines	02:09	37:51	2 - 0	64 - 45	2	19	0.93	1.69	1	13	5	30	0	6	1	17
3	Drew Pember	01:30	38:30	0 - 2	66 - 43	-2	23	0.00	1.71	0	14	2	33	1	5	2	16
5	Josiah-Jordan James	36:33	03:27	60 - 40	6 - 5	20	1	1.64	1.74	12	2	33	2	6	0	16	2
10	John Fulkerson	30:59	09:01	46 - 29	20 - 16	17	4	1.48	2.22	12	2	25	10	5	1	15	3
13	Jalen Johnson	16:00	24:00	25 - 20	41 - 25	5	16	1.56	1.71	4	10	13	22	0	6	6	12
21	Olivier Nkamhoua	12:26	27:34	20 - 12	46 - 33	8	13	1.61	1.67	3	11	15	20	1	5	4	14
23	Jordan Bowden	29:00	11:00	51 - 34	15 - 11	17	4	1.76	1.36	9	5	23	12	6	0	13	5
25	Santiago Vescovi	24:45	15:15	45 - 31	21 - 14	14	7	1.82	1.38	13	1	21	14	4	2	12	6
34	Uros Plavsic	09:46	30:14	17 - 16	49 - 29	1	20	1.74	1.62	3	11	11	24	1	5	6	12
35	Yves Pons	36:52	03:08	64 - 41	2 - 4	23	-2	1.74	0.64	13	1	27	8	6	0	15	3

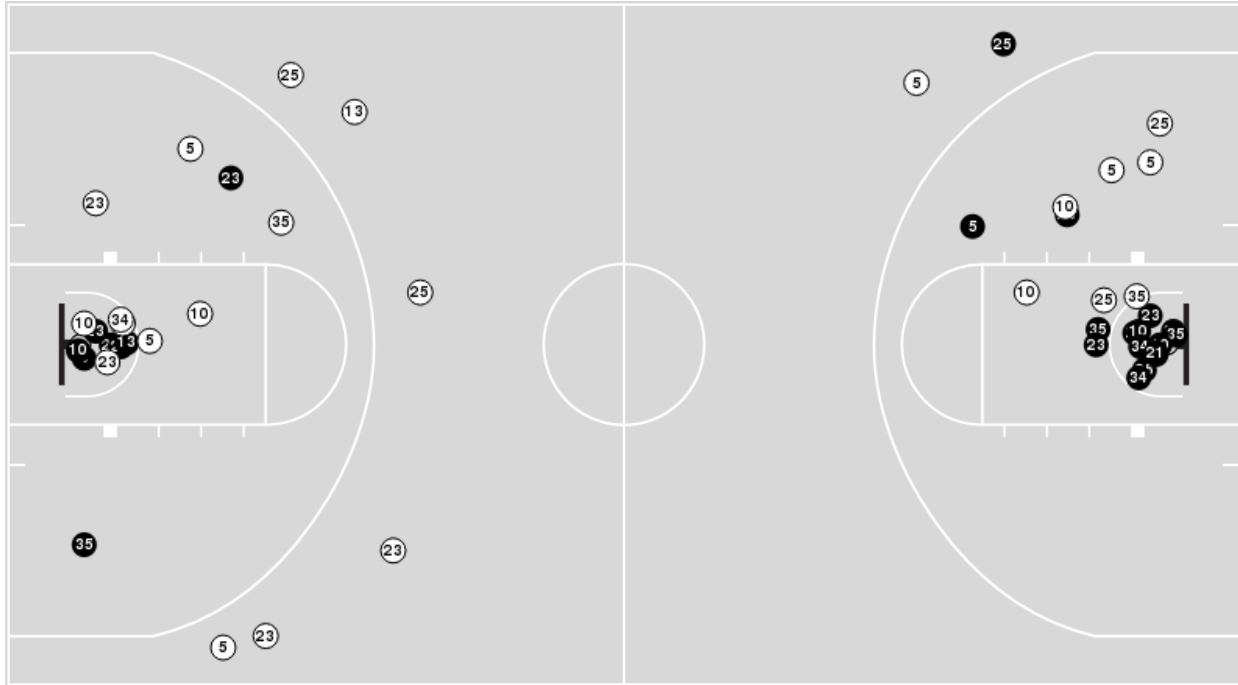
Vanderbilt

No	Name	Mins		Score		Points Diff		Points per Min		Assists		Rebounds		Steals		Turnovers	
		On	Off	On	Off	On	Off	On	Off	On	Off	On	Off	On	Off	On	Off
0	Saben Lee	32:40	07:20	38 - 54	7 - 12	-16	-5	1.16	0.95	3	0	27	2	5	2	12	5
1	Dylan Disu	34:03	05:57	37 - 58	8 - 8	-21	0	1.09	1.34	2	1	24	5	7	0	16	1
2	Scotty Pippen Jr.	29:25	10:35	39 - 54	6 - 12	-15	-6	1.33	0.57	2	1	19	10	6	1	15	2
3	Maxwell Evans	34:01	05:59	38 - 52	7 - 14	-14	-7	1.12	1.17	2	1	25	4	6	1	16	1
4	Jordan Wright	19:39	20:21	20 - 30	25 - 36	-10	-11	1.02	1.23	1	2	17	12	2	5	4	13
11	Braelee Albert	13:48	26:12	16 - 28	29 - 38	-12	-9	1.16	1.11	2	1	6	23	3	4	7	10
13	Matthew Moyer	04:35	35:25	4 - 8	41 - 58	-4	-17	0.87	1.16	1	2	3	26	1	6	0	17
50	Ejike Obinna	26:22	13:38	28 - 36	17 - 30	-8	-13	1.06	1.25	2	1	21	8	5	2	14	3
55	Oton Jankovic	05:27	34:33	5 - 10	40 - 56	-5	-16	0.92	1.16	0	3	3	26	0	7	1	16

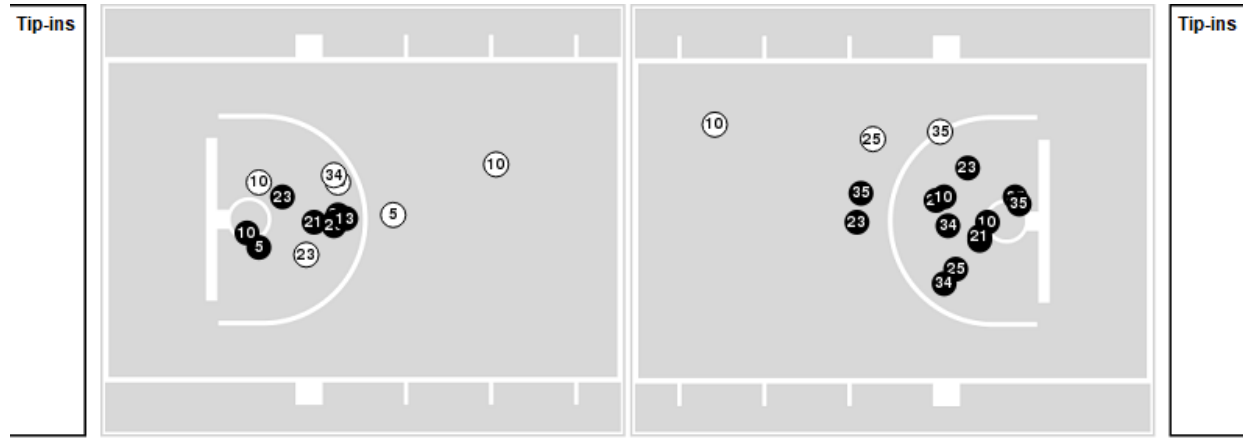


Players => AllFG Types=>AllResults=>All
Tennessee

All Field Goals



Blow Up Chart



● Made ○ Missed N - Player Number

Tennessee	M/A	%
Field Goals	26/49	53
2 Points	25/41	61
3 Points	1/8	12
Free Throws	13/14	93

Tennessee	M/A	%
Points in the Paint	42 (21 / 30)	70
Fast Break Points	12 (8/8)	100
Second Chance Points	4 (2/4)	50
Effective FG%	54	

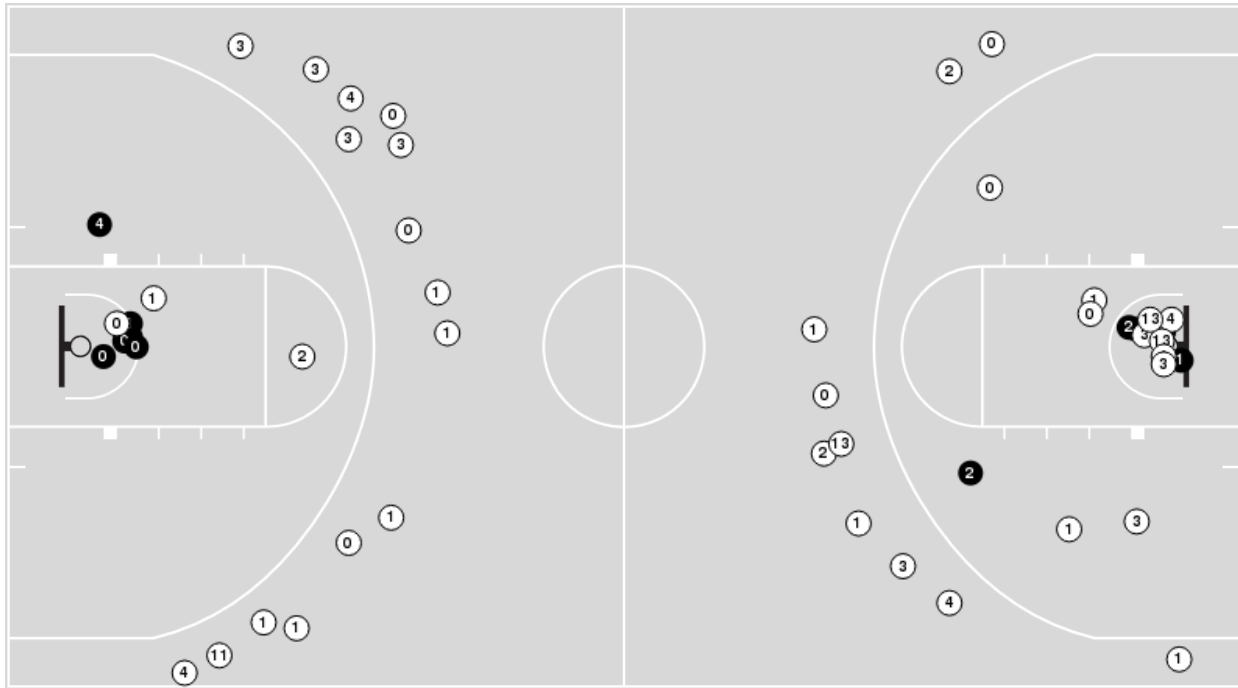


Officials: Doug Simmons, Olandis Poole, Josue Nieves

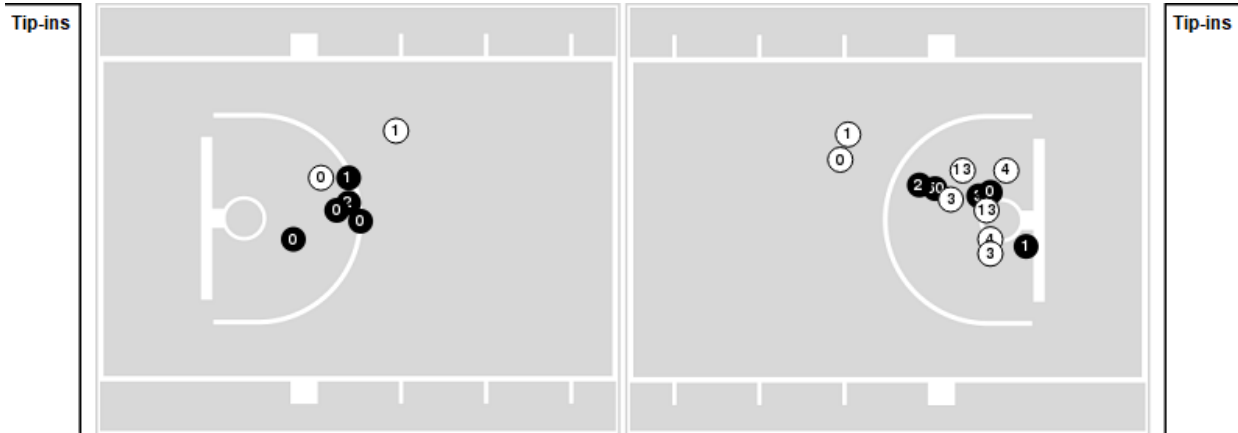
Players => 0, 1, 2, 3, 4, 5, 10, 11, 13, 14, 15, 20, 21, 24, 42, 50, 55, 130FG Types=>AllResults=>All

Vanderbilt

All Field Goals



Blow Up Chart



● Made ○ Missed N - Player Number

Vanderbilt	M/A	%
Field Goals	12/51	24
2 Points	12/26	46
3 Points	0/25	0
Free Throws	21/26	81

Vanderbilt	M/A	%
Points in the Paint	20 (10 / 20)	50
Fast Break Points	7 (4/5)	80
Second Chance Points	8 (7/14)	50
Effective FG%	24	



Tennessee at Vanderbilt

01/18/20 Memorial Gymnasium, Nashville
2019-20 Men's Basketball

Game Time: 11:00 PM

Game Duration: 1:57

Attendance: 12,693

Officials: Doug Sirmons, Olandis Poole, Josue Nieves

Tennessee

Lineup	Quarter On	Time On	Quarter Off	Time Off	Time on Court	Score	Score Diff	Reb	Stl	Tov	Ass	PPP
5- James J/ 10- Fulkerson J/ 23- Bowden J/ 25- Vescovi S/ 35- Pons Y/	1	20:00	1	19:21	00:39	0-0	0	0	0	1	0	0.0000
5- James J/ 10- Fulkerson J/ 21- Nkamhoua O/ 23- Bowden J/ 25- Vescovi S/	1	19:21	1	17:49	01:32	0-2	-2	3	0	2	0	0.0000
5- James J/ 10- Fulkerson J/ 21- Nkamhoua O/ 23- Bowden J/ 35- Pons Y/	1	17:49	1	16:03	01:46	4-2	2	1	0	0	1	2.0000
5- James J/ 21- Nkamhoua O/ 23- Bowden J/ 34- Plavsic U/ 35- Pons Y/	1	16:03	1	13:03	03:00	5-5	0	2	1	1	0	0.9191
5- James J/ 10- Fulkerson J/ 13- Johnson J/ 23- Bowden J/ 35- Pons Y/	1	13:03	1	12:18	00:45	0-0	0	1	0	1	0	0.0000
10- Fulkerson J/ 13- Johnson J/ 23- Bowden J/ 25- Vescovi S/ 35- Pons Y/	1	12:18	1	10:58	01:20	2-2	0	1	0	0	1	2.0000
5- James J/ 10- Fulkerson J/ 13- Johnson J/ 25- Vescovi S/ 35- Pons Y/	1	10:58	1	09:29	01:29	2-2	0	1	0	1	1	1.0000
5- James J/ 10- Fulkerson J/ 13- Johnson J/ 23- Bowden J/ 35- Pons Y/	1	09:29	1	08:14	01:15	4-0	4	2	0	0	0	2.0000
5- James J/ 13- Johnson J/ 21- Nkamhoua O/ 23- Bowden J/ 35- Pons Y/	1	08:14	1	05:58	02:16	4-1	3	3	0	0	0	1.0000
3- Pember D/ 5- James J/ 10- Fulkerson J/ 23- Bowden J/ 35- Pons Y/	1	05:58	1	04:28	01:30	0-2	-2	2	1	2	0	0.0000
5- James J/ 10- Fulkerson J/ 23- Bowden J/ 25- Vescovi S/ 35- Pons Y/	1	04:28	1	04:08	00:20	0-0	0	1	0	1	0	0.0000
5- James J/ 10- Fulkerson J/ 13- Johnson J/ 25- Vescovi S/ 35- Pons Y/	1	04:08	1	01:18	02:50	0-4	-4	2	0	1	0	0.0000
00- Gaines D/ 5- James J/ 10- Fulkerson J/ 21- Nkamhoua O/ 35- Pons Y/	1	01:18	1	00:18	00:59	0-0	0	1	0	0	0	0.0000
5- James J/ 10- Fulkerson J/ 21- Nkamhoua O/ 23- Bowden J/ 35- Pons Y/	1	00:18	2	20:00	00:19	0-0	0	0	0	0	0	0.0000
5- James J/ 10- Fulkerson J/ 23- Bowden J/ 25- Vescovi S/ 35- Pons Y/	2	20:00	2	13:50	06:10	16-3	13	2	3	2	6	1.4870
5- James J/ 13- Johnson J/ 21- Nkamhoua O/ 23- Bowden J/ 35- Pons Y/	2	13:50	2	13:50	00:00	0-0	0	0	0	0	0	0.0000
5- James J/ 13- Johnson J/ 21- Nkamhoua O/ 25- Vescovi S/ 35- Pons Y/	2	13:50	2	12:26	01:24	5-2	3	1	0	0	1	2.6596
5- James J/ 13- Johnson J/ 25- Vescovi S/ 34- Plavsic U/ 35- Pons Y/	2	12:26	2	12:18	00:08	0-2	-2	0	0	0	0	0.0000
5- James J/ 10- Fulkerson J/ 13- Johnson J/ 34- Plavsic U/ 35- Pons Y/	2	12:18	2	11:18	01:00	2-1	1	1	0	1	0	1.0000
5- James J/ 10- Fulkerson J/ 25- Vescovi S/ 34- Plavsic U/ 35- Pons Y/	2	11:18	2	09:18	02:00	4-0	4	2	0	1	2	1.3333
10- Fulkerson J/ 23- Bowden J/ 25- Vescovi S/ 34- Plavsic U/ 35- Pons Y/	2	09:18	2	08:19	00:59	0-0	0	1	0	1	0	0.0000
5- James J/ 10- Fulkerson J/ 23- Bowden J/ 25- Vescovi S/ 34- Plavsic U/	2	08:19	2	07:53	00:26	0-2	-2	1	0	0	0	0.0000
5- James J/ 10- Fulkerson J/ 23- Bowden J/ 25- Vescovi S/ 35- Pons Y/	2	07:53	2	05:26	02:27	6-5	1	2	1	0	0	1.2295
10- Fulkerson J/ 13- Johnson J/ 23- Bowden J/ 25- Vescovi S/ 35- Pons Y/	2	05:26	2	04:18	01:08	4-3	1	0	0	1	1	1.3333
5- James J/ 10- Fulkerson J/ 13- Johnson J/ 23- Bowden J/ 35- Pons Y/	2	04:18	2	02:13	02:05	2-1	1	1	0	0	0	0.6944
5- James J/ 13- Johnson J/ 23- Bowden J/ 34- Plavsic U/ 35- Pons Y/	2	02:13	2	01:53	00:20	0-2	-2	0	0	1	0	0.0000
5- James J/ 23- Bowden J/ 25- Vescovi S/ 34- Plavsic U/ 35- Pons Y/	2	01:53	2	01:10	00:43	4-4	0	0	0	0	0	2.1277
00- Gaines D/ 5- James J/ 21- Nkamhoua O/ 25- Vescovi S/ 34- Plavsic U/	2	01:10	2	00:00	01:10	2-0	2	4	0	1	1	1.0000



Tennessee at Vanderbilt

01/18/20 Memorial Gymnasium, Nashville
2019-20 Men's Basketball

Game Time: 11:00 PM

Game Duration: 1:57

Attendance: 12,693

Officials: Doug Sirmons, Olandis Poole, Josue Nieves

Vanderbilt

Lineup	Quarter On	Time On	Quarter Off	Time Off	Time on Court	Score	Score Diff	Reb	Stl	Tov	Ass	PPP
1- Disu D/ 2- Pippen Jr. S/ 3- Evans M/ 11- Albert B/ 50- Obinna E/	1	20:00	1	15:26	04:34	5-4	1	2	2	2	0	0.7911
0- Lee S/ 1- Disu D/ 2- Pippen Jr. S/ 3- Evans M/ 50- Obinna E/	1	15:26	1	13:03	02:23	4-5	-1	3	0	1	1	0.8000
0- Lee S/ 2- Pippen Jr. S/ 3- Evans M/ 4- Wright J/ 50- Obinna E/	1	13:03	1	12:18	00:45	0-0	0	1	0	0	0	0.0000
0- Lee S/ 2- Pippen Jr. S/ 3- Evans M/ 4- Wright J/ 13- Moyer M/	1	12:18	1	10:58	01:20	1-2	-1	1	0	0	0	0.6944
0- Lee S/ 2- Pippen Jr. S/ 4- Wright J/ 11- Albert B/ 13- Moyer M/	1	10:58	1	10:58	00:00	0-0	0	0	0	0	0	0.0000
0- Lee S/ 1- Disu D/ 4- Wright J/ 11- Albert B/ 13- Moyer M/	1	10:58	1	08:08	02:50	3-6	-3	1	1	0	1	0.6757
0- Lee S/ 1- Disu D/ 4- Wright J/ 13- Moyer M/ 50- Obinna E/	1	08:08	1	07:43	00:25	0-0	0	1	0	0	0	0.0000
0- Lee S/ 1- Disu D/ 3- Evans M/ 4- Wright J/ 13- Moyer M/ 50- Obinna E/	1	07:43	1	07:30	00:13	0-0	0	1	0	1	0	0.0000
0- Lee S/ 1- Disu D/ 2- Pippen Jr. S/ 3- Evans M/ 50- Obinna E/	1	07:30	1	03:08	05:14	5-4	1	3	2	2	0	0.6443
0- Lee S/ 1- Disu D/ 3- Evans M/ 4- Wright J/ 50- Obinna E/	1	03:08	2	20:00	03:08	2-0	2	5	0	0	0	0.4098
1- Disu D/ 2- Pippen Jr. S/ 3- Evans M/ 11- Albert B/ 50- Obinna E/	2	20:00	2	17:40	02:20	0-8	-8	0	0	3	0	0.0000
0- Lee S/ 1- Disu D/ 2- Pippen Jr. S/ 3- Evans M/ 50- Obinna E/	2	17:40	2	15:02	02:38	3-5	-2	1	1	3	0	0.5515
0- Lee S/ 1- Disu D/ 2- Pippen Jr. S/ 4- Wright J/ 50- Obinna E/	2	15:02	2	13:20	01:42	2-4	-2	1	0	1	0	0.6667
0- Lee S/ 1- Disu D/ 2- Pippen Jr. S/ 4- Wright J/ 55- Jankovic O/	2	13:20	2	12:18	01:02	2-4	-2	1	0	0	0	1.0000
0- Lee S/ 1- Disu D/ 3- Evans M/ 4- Wright J/ 55- Jankovic O/	2	12:18	2	09:18	03:00	1-6	-5	1	0	1	0	0.2577
0- Lee S/ 3- Evans M/ 4- Wright J/ 50- Obinna E/ 55- Jankovic O/	2	09:18	2	08:19	00:59	0-0	0	1	0	0	0	0.0000
2- Pippen Jr. S/ 3- Evans M/ 4- Wright J/ 50- Obinna E/ 55- Jankovic O/	2	08:19	2	07:53	00:26	2-0	2	0	0	0	0	2.2727
0- Lee S/ 2- Pippen Jr. S/ 3- Evans M/ 11- Albert B/ 50- Obinna E/	2	07:53	2	05:26	02:27	5-6	-1	2	0	1	1	1.1574
0- Lee S/ 1- Disu D/ 2- Pippen Jr. S/ 3- Evans M/ 11- Albert B/	2	05:26	2	03:49	01:37	3-4	-1	1	0	1	0	0.9036
0- Lee S/ 1- Disu D/ 2- Pippen Jr. S/ 3- Evans M/ 4- Wright J/	2	03:49	2	00:00	03:49	7-8	-1	3	1	1	0	0.9021



Tennessee at Vanderbilt

01/18/20 Memorial Gymnasium, Nashville
2019-20 Men's Basketball

Game Time: 11:00 PM

Game Duration: 1:57

Attendance: 12,693

Officials: Doug Sirmons, Olandis Poole, Josue Nieves

Tennessee

Lineup	Time	Score	Score Diff	Pts/Min	Reb	Stl	Tov	Ass	PPP
5- James J/ 10- Fulkerson J/ 23- Bowden J/ 25- Vescovi S/ 35- Pons Y/	06:10	16-3	13	2.5946	2	3	2	6	1.4870
5- James J/ 10- Fulkerson J/ 13- Johnson J/ 25- Vescovi S/ 35- Pons Y/	04:19	2-6	-4	0.4633	3	0	2	1	0.2857
5- James J/ 10- Fulkerson J/ 13- Johnson J/ 23- Bowden J/ 35- Pons Y/	03:20	6-1	5	1.8000	3	0	0	0	1.2295
5- James J/ 21- Nkamhoua O/ 23- Bowden J/ 34- Plavsic U/ 35- Pons Y/	03:00	5-5	0	1.6667	2	1	1	0	0.9191
5- James J/ 10- Fulkerson J/ 23- Bowden J/ 25- Vescovi S/ 35- Pons Y/	02:27	6-5	1	2.4490	2	1	0	0	1.2295
5- James J/ 13- Johnson J/ 21- Nkamhoua O/ 23- Bowden J/ 35- Pons Y/	02:16	4-1	3	1.7647	3	0	0	0	1.0000
5- James J/ 10- Fulkerson J/ 21- Nkamhoua O/ 23- Bowden J/ 35- Pons Y/	02:05	4-2	2	1.9200	1	0	0	1	1.3333
5- James J/ 10- Fulkerson J/ 25- Vescovi S/ 34- Plavsic U/ 35- Pons Y/	02:00	4-0	4	2.0000	2	0	1	2	1.3333
5- James J/ 10- Fulkerson J/ 21- Nkamhoua O/ 23- Bowden J/ 25- Vescovi S/	01:32	0-2	-2	0.0000	3	0	2	0	0.0000
3- Pember D/ 5- James J/ 10- Fulkerson J/ 23- Bowden J/ 35- Pons Y/	01:30	0-2	-2	0.0000	2	1	2	0	0.0000
5- James J/ 13- Johnson J/ 21- Nkamhoua O/ 25- Vescovi S/ 35- Pons Y/	01:24	5-2	3	3.5714	1	0	0	1	2.6596
10- Fulkerson J/ 13- Johnson J/ 23- Bowden J/ 25- Vescovi S/ 35- Pons Y/	01:20	2-2	0	1.5000	1	0	0	1	2.0000
00- Gaines D/ 5- James J/ 21- Nkamhoua O/ 25- Vescovi S/ 34- Plavsic U/	01:10	2-0	2	1.7143	4	0	1	1	1.0000
10- Fulkerson J/ 13- Johnson J/ 23- Bowden J/ 25- Vescovi S/ 35- Pons Y/	01:08	4-3	1	3.5294	0	0	1	1	1.3333
5- James J/ 10- Fulkerson J/ 13- Johnson J/ 34- Plavsic U/ 35- Pons Y/	01:00	2-1	1	2.0000	1	0	1	0	1.0000
5- James J/ 10- Fulkerson J/ 23- Bowden J/ 25- Vescovi S/ 35- Pons Y/	00:59	0-0	0	0.0000	1	0	2	0	0.0000
00- Gaines D/ 5- James J/ 10- Fulkerson J/ 21- Nkamhoua O/ 35- Pons Y/	00:59	0-0	0	0.0000	1	0	0	0	0.0000
10- Fulkerson J/ 23- Bowden J/ 25- Vescovi S/ 34- Plavsic U/ 35- Pons Y/	00:59	0-0	0	0.0000	1	0	1	0	0.0000
5- James J/ 10- Fulkerson J/ 13- Johnson J/ 23- Bowden J/ 35- Pons Y/	00:45	0-0	0	0.0000	1	0	1	0	0.0000
5- James J/ 23- Bowden J/ 25- Vescovi S/ 34- Plavsic U/ 35- Pons Y/	00:43	4-4	0	5.5814	0	0	0	0	2.1277
5- James J/ 10- Fulkerson J/ 23- Bowden J/ 25- Vescovi S/ 34- Plavsic U/	00:26	0-2	-2	0.0000	1	0	0	0	0.0000
5- James J/ 13- Johnson J/ 23- Bowden J/ 34- Plavsic U/ 35- Pons Y/	00:20	0-2	-2	0.0000	0	0	1	0	0.0000
5- James J/ 13- Johnson J/ 25- Vescovi S/ 34- Plavsic U/ 35- Pons Y/	00:08	0-2	-2	0.0000	0	0	0	0	0.0000



Tennessee at Vanderbilt

01/18/20 Memorial Gymnasium, Nashville
2019-20 Men's Basketball

Game Time: 11:00 PM

Game Duration: 1:57

Attendance: 12,693

Officials: Doug Sirmons, Olandis Poole, Josue Nieves

Vanderbilt

Lineup	Time	Score	Score Diff	Pts/Min	Reb	Stl	Tov	Ass	PPP
0- Lee S/ 1- Disu D/ 2- Pippen Jr. S/ 3- Evans M/ 50- Obinna E/	10:15	12-14	-2	1.1700	7	3	6	1	0.6593
1- Disu D/ 2- Pippen Jr. S/ 3- Evans M/ 11- Albert B/ 50- Obinna E/	06:54	5-12	-7	0.7246	2	2	5	0	0.4845
0- Lee S/ 1- Disu D/ 2- Pippen Jr. S/ 3- Evans M/ 4- Wright J/	03:49	7-8	-1	1.8341	3	1	1	0	0.9021
0- Lee S/ 1- Disu D/ 3- Evans M/ 4- Wright J/ 50- Obinna E/	03:08	2-0	2	0.6383	5	0	0	0	0.4098
0- Lee S/ 1- Disu D/ 3- Evans M/ 4- Wright J/ 55- Jankovic O/	03:00	1-6	-5	0.3333	1	0	1	0	0.2577
0- Lee S/ 1- Disu D/ 4- Wright J/ 11- Albert B/ 13- Moyer M/	02:50	3-6	-3	1.0588	1	1	0	1	0.6757
0- Lee S/ 2- Pippen Jr. S/ 3- Evans M/ 11- Albert B/ 50- Obinna E/	02:27	5-6	-1	2.0408	2	0	1	1	1.1574
0- Lee S/ 1- Disu D/ 2- Pippen Jr. S/ 4- Wright J/ 50- Obinna E/	01:42	2-4	-2	1.1765	1	0	1	0	0.6667
0- Lee S/ 1- Disu D/ 2- Pippen Jr. S/ 3- Evans M/ 11- Albert B/	01:37	3-4	-1	1.8557	1	0	1	0	0.9036
0- Lee S/ 2- Pippen Jr. S/ 3- Evans M/ 4- Wright J/ 13- Moyer M/	01:20	1-2	-1	0.7500	1	0	0	0	0.6944
0- Lee S/ 1- Disu D/ 2- Pippen Jr. S/ 4- Wright J/ 55- Jankovic O/	01:02	2-4	-2	1.9355	1	0	0	0	1.0000
0- Lee S/ 3- Evans M/ 4- Wright J/ 50- Obinna E/ 55- Jankovic O/	00:59	0-0	0	0.0000	1	0	0	0	0.0000
0- Lee S/ 2- Pippen Jr. S/ 3- Evans M/ 4- Wright J/ 50- Obinna E/	00:45	0-0	0	0.0000	1	0	0	0	0.0000
2- Pippen Jr. S/ 3- Evans M/ 4- Wright J/ 50- Obinna E/ 55- Jankovic O/	00:26	2-0	2	4.6154	0	0	0	0	2.2727
0- Lee S/ 1- Disu D/ 4- Wright J/ 13- Moyer M/ 50- Obinna E/	00:25	0-0	0	0.0000	1	0	0	0	0.0000
0- Lee S/ 1- Disu D/ 3- Evans M/ 4- Wright J/ 13- Moyer M/ 50- Obinna E/	00:13	0-0	0	0.0000	1	0	1	0	0.0000
0- Lee S/ 2- Pippen Jr. S/ 4- Wright J/ 11- Albert B/ 13- Moyer M/	00:00	0-0	0	NaN	0	0	0	0	0.0000