



**Alabama at Vanderbilt**

01/23/20 Memorial Gymnasium, Nashville  
2019-20 Men's Basketball

Game Time: 2:00 AM  
Game Duration: 2:02  
Attendance: 9,019

Officials: Keith Kimble, Lee Cassell, Todd Austin

Alabama - 77

Record: 11-7 (4-2)

NO.	Name	Min	FG			Rebounds			Fouls		TP	AS	TO	ST	Blocks		+/-
			M-A	M-A	M-A	OR	DR	TOT	PF	FD					BS	BA	
3	Alex Reese	F 23:53	1-5	0-4	0-0	1	3	4	4	0	2	0	3	0	2	0	2
1	Herbert Jones	G 23:09	2-2	0-0	6-7	2	3	5	5	5	10	5	0	1	2	0	30
2	Kira Lewis Jr.	G 34:44	6-13	1-4	3-5	2	5	7	3	3	16	5	7	2	0	3	17
5	Jaden Shackelford	G 28:48	3-8	2-6	7-8	0	7	7	3	5	15	1	2	1	0	0	2
23	John Petty Jr.	G 35:15	8-14	5-10	2-3	2	8	10	1	2	23	1	6	0	0	0	14
11	James Bolden	21:15	2-6	2-4	0-2	0	2	2	3	1	6	0	3	0	0	2	3
30	Galvin Smith	12:08	1-1	0-0	1-2	3	1	4	1	2	3	0	0	0	0	0	-1
12	Jaylen Forbes	08:35	0-1	0-1	0-1	0	3	3	1	3	0	0	0	0	0	0	-5
0	Javian Davis	12:13	1-2	0-0	0-1	1	6	7	1	2	2	0	3	1	3	0	13
Team						2	0	2			0		1				
<b>Totals</b>			24-52	10-29	19-29	13	38	51	22	23	77	12	25	5	7	5	15

Shooting By Period		
1 <sup>st</sup> FG%	13-26	50.0%
3PT%	7-16	43.8%
FT%	4-7	57.1%
2 <sup>nd</sup> FG%	11-26	42.3%
3PT%	3-13	23.1%
FT%	15-22	68.2%
GM FG%	24-52	46.2%
3PT%	10-29	34.5%
FT%	19-29	65.5%

Dead Ball Rebounds: 2, 0

Technical Fouls::NONE

Vanderbilt - 62

Record: 8-10 (0-5)

NO.	Name	Min	FG			Rebounds			Fouls		TP	AS	TO	ST	Blocks		+/-
			M-A	M-A	M-A	OR	DR	TOT	PF	FD					BS	BA	
1	Dylan Disu	F 28:33	7-14	3-10	4-5	1	5	6	4	5	21	1	1	2	0	0	-13
0	Saben Lee	G 35:49	4-17	0-2	11-12	0	3	3	1	13	19	3	4	4	0	2	-18
3	Maxwell Evans	G 33:43	0-6	0-4	0-0	2	5	7	3	0	0	0	1	1	0	0	-3
4	Jordan Wright	G 22:18	3-6	0-2	0-0	1	1	2	3	0	6	3	2	4	0	1	-12
11	Braelee Albert	G 16:29	0-2	0-2	0-0	1	1	2	1	1	0	0	0	0	1	0	-3
50	Ejike Obinna	14:07	1-2	0-0	0-0	1	3	4	2	0	2	0	0	0	0	0	-14
2	Scotty Pippen Jr.	29:07	4-14	2-3	0-0	0	2	2	5	0	10	1	2	1	1	4	-11
55	Oton Jankovic	07:56	0-2	0-2	0-0	0	2	2	3	1	0	0	0	0	0	0	-4
14	Isaiah Rice	02:54	0-0	0-0	0-1	0	0	0	0	1	0	0	0	0	0	0	0
13	Matthew Moyer	09:04	1-2	0-1	2-2	1	0	1	1	1	4	0	0	1	3	0	3
Team						2	1	3			0		1				
<b>Totals</b>			20-65	5-26	17-20	9	23	32	24	22	62	8	11	13	5	7	-15

Shooting By Period		
1 <sup>st</sup> FG%	12-36	33.3%
3PT%	3-15	20.0%
FT%	4-5	80%
2 <sup>nd</sup> FG%	8-29	27.6%
3PT%	2-11	18.2%
FT%	13-15	86.7%
GM FG%	20-65	30.8%
3PT%	5-26	19.2%
FT%	17-20	85.0%

Dead Ball Rebounds: 1, 0

Technical Fouls:Coach 2<sup>nd</sup>0:37

	ALA	VAN
Biggest lead	21 (2 <sup>nd</sup> 5:42)	0 (1 <sup>st</sup> 20:00)
Best Scoring Run	14(2 <sup>nd</sup> 13:23)	7(2 <sup>nd</sup> 4:15)
Lead Changes	0	
Times Tied	1	
Time with Lead	38:54	00:00

Points from	ALA	VAN
Turnovers	15	23
Paint	26	28
Second Chance	12	7
Fast Breaks	18	17
Bench	11	16

	Period by Period Scoring		
	1st	2nd	TOT
ALA	37	40	77
VAN	31	31	62



**Alabama at Vanderbilt**

01/23/20 Memorial Gymnasium, Nashville  
2019-20 Men's Basketball

**Game Time:** 2:00 AM  
**Game Duration:** 2:02  
**Attendance:** 9,019

**Officials:** Keith Kimble, Lee Cassell, Todd Austin

**Period 1**

**Quarter Starters:**

<b>VAN</b>	0 Lee S	1 Disu D	3 Evans M	4 Wright J	11 Albert B
<b>ALA</b>	1 Jones H	2 Lewis Jr. K	3 Reese A	5 Shackelford J	23 Petty Jr. J

Game Time	VAN	Score	Diff	ALA
20:00	1 DISU D jumpball won			3 REESE A jumpball lost
19:42	1 DISU D 3pt FG , jump shot missed			
19:36				23 PETTY JR. J defensive rebound (1)
19:12		0-2	-2	2 LEWIS JR. K 2pt FG outside the paint, jump shot made (2)
18:49	0 LEE S 2pt FG in the paint, made (2)	2-2	0	
18:31		2-5	-3	5 SHACKELFORD J 3pt FG , jump shot made (3)
18:31				2 LEWIS JR. K assist (1)
18:07	11 ALBERT B 3pt FG , jump shot missed			
18:04				5 SHACKELFORD J defensive rebound (1)
18:00				2 LEWIS JR. K 3pt FG , jump shot missed
17:56	0 LEE S defensive rebound (1)			
17:47	1 DISU D 3pt FG , jump shot missed			
17:44				2 LEWIS JR. K defensive rebound (1)
17:41	4 WRIGHT J steal (1)			23 PETTY JR. J turnover lost ball (1)
17:35	4 WRIGHT J 2pt FG fast break in the paint, made (2)	4-5	-1	
17:10		4-8	-4	23 PETTY JR. J 3pt FG , jump shot made (3)
17:10				1 JONES H assist (1)
16:38	3 EVANS M 2pt FG in the paint, jump shot missed			
16:33				5 SHACKELFORD J defensive rebound (2)
16:26		4-11	-7	23 PETTY JR. J 3pt FG , jump shot made (6)
16:07	1 DISU D 2pt FG in the paint, made (2)	6-11	-5	
16:07	1 DISU D foul drawn (1)			1 JONES H foul shooting (1 - 1)
16:07				1 JONES H substitution out
16:07				3 REESE A substitution out
16:07				11 BOLDEN J substitution in
16:07				30 SMITH G substitution in
16:07	1 DISU D free throw 1 - 1 made (3)	7-11	-4	
15:54				23 PETTY JR. J turnover bad pass (2)
15:54	Timeout media			
15:33	3 EVANS M 3pt FG , jump shot missed			
15:31				23 PETTY JR. J defensive rebound (2)
15:24		7-13	-6	30 SMITH G 2pt FG in the paint, alleyoop made (2)
15:24				2 LEWIS JR. K assist (2)
14:55	0 LEE S foul drawn (1)			2 LEWIS JR. K foul personal (1 - 2)
14:55	11 ALBERT B substitution out			
14:55	50 OBINNA E substitution in			
14:55				5 SHACKELFORD J substitution out
14:55				12 FORBES J substitution in
14:38	0 LEE S 2pt FG in the paint, jump shot missed			
14:32	50 OBINNA E offensive rebound (1)			
14:30	50 OBINNA E 2pt FG in the paint, jump shot missed			
14:27				30 SMITH G defensive rebound (1)
14:26	4 WRIGHT J steal (2)			23 PETTY JR. J turnover lost ball (3)



**Alabama at Vanderbilt**

01/23/20 Memorial Gymnasium, Nashville  
2019-20 Men's Basketball

**Game Time:** 2:00 AM  
**Game Duration:** 2:02  
**Attendance:** 9,019

**Officials:** Keith Kimble, Lee Cassell, Todd Austin

Game Time	VAN	Score	Diff	ALA
14:21	4 WRIGHT J 2pt FG in the paint, layup made (4)	<b>9-13</b>	<b>-4</b>	
14:09				23 PETTY JR. J turnover bad pass (4)
14:09	3 EVANS M substitution out			
14:09	2 PIPPEN JR. S substitution in			
14:05				23 PETTY JR. J substitution out
14:05				1 JONES H substitution in
13:52	1 DISU D 3pt FG , jump shot missed			
13:49				1 JONES H defensive rebound (1)
13:45		<b>9-15</b>	<b>-6</b>	1 JONES H 2pt FG fast break in the paint, made (2)
13:33	1 DISU D turnover bad pass (1)			
13:20				2 LEWIS JR. K 2pt FG in the paint, jump shot missed
13:19				30 SMITH G offensive rebound (2)
13:19	4 WRIGHT J foul personal (1 - 1)			30 SMITH G foul drawn (1)
13:16				12 FORBES J 3pt FG , jump shot missed
13:14	0 LEE S defensive rebound (2)			
13:06	4 WRIGHT J 3pt FG , jump shot missed			
13:04	offensive rebound (4)			
13:04				12 FORBES J substitution out
13:04				30 SMITH G substitution out
13:04				0 DAVIS J substitution in
13:04				3 REESE A substitution in
12:54	0 LEE S 2pt FG in the paint, jump shot made (4)	<b>11-15</b>	<b>-4</b>	
12:43	0 LEE S steal (1)			11 BOLDEN J turnover lost ball (1)
12:33	2 PIPPEN JR. S turnover lost ball (1)			2 LEWIS JR. K steal (1)
12:28		<b>11-17</b>	<b>-6</b>	1 JONES H 2pt FG fast break in the paint, dunk, made (4)
12:28				2 LEWIS JR. K assist (3)
12:28	1 DISU D foul shooting (1 - 2)			1 JONES H foul drawn (1)
12:28	0 LEE S substitution out			
12:28	1 DISU D substitution out			
12:28	3 EVANS M substitution in			
12:28	55 JANKOVIC O substitution in			
12:28		<b>11-18</b>	<b>-7</b>	1 JONES H free throw fast break 1 - 1 made (5)
12:28				2 LEWIS JR. K substitution out
12:28				23 PETTY JR. J substitution in
12:28				1 JONES H substitution out
12:28				12 FORBES J substitution in
12:02	4 WRIGHT J 2pt FG in the paint, blocked			
12:02				0 DAVIS J block (1)
11:57				11 BOLDEN J defensive rebound (1)
11:57	3 EVANS M foul shooting (1 - 3)			11 BOLDEN J foul drawn (1)
11:57	Timeout media			
11:57				12 FORBES J substitution out
11:57				5 SHACKELFORD J substitution in
11:57				11 BOLDEN J free throw fast break 1 - 2 missed
11:57				offensive dead ball rebound (1)
11:57				11 BOLDEN J free throw fast break 2 - 2 missed
11:56	50 OBINNA E defensive rebound (2)			
11:38	4 WRIGHT J turnover lost ball (1)			5 SHACKELFORD J steal (1)
11:24				0 DAVIS J turnover travel (1)



**Alabama at Vanderbilt**

01/23/20 Memorial Gymnasium, Nashville  
2019-20 Men's Basketball

**Game Time:** 2:00 AM  
**Game Duration:** 2:02  
**Attendance:** 9,019

**Officials:** Keith Kimble, Lee Cassell, Todd Austin

Game Time	VAN	Score	Diff	ALA
11:24	4 WRIGHT J substitution out			
11:24	0 LEE S substitution in			
11:24				11 BOLDEN J substitution out
11:24				2 LEWIS JR. K substitution in
11:03	2 PIPPEN JR. S 2pt FG in the paint, jump shot missed			
11:00				0 DAVIS J defensive rebound (1)
10:57				3 REESE A 3pt FG , jump shot missed
10:51	3 EVANS M defensive rebound (1)			
10:39	0 LEE S 2pt FG in the paint, blocked			
10:39				3 REESE A block (1)
10:34				0 DAVIS J defensive rebound (2)
10:34	0 LEE S steal (2)			0 DAVIS J turnover lost ball (2)
10:34	0 LEE S foul drawn (2)			3 REESE A foul shooting (1 - 3)
10:34	0 LEE S free throw 1 - 2 made (5)	<b>12-18</b>	<b>-6</b>	
10:34	50 OBINNA E substitution out			
10:34	1 DISU D substitution in			
10:34				0 DAVIS J substitution out
10:34				1 JONES H substitution in
10:34	0 LEE S free throw 2 - 2 made (6)	<b>13-18</b>	<b>-5</b>	
10:16				5 SHACKELFORD J 2pt FG in the paint, missed
10:13	0 LEE S defensive rebound (3)			
10:08	0 LEE S 2pt FG in the paint, layup blocked			
10:08				1 JONES H block (1)
10:04				3 REESE A defensive rebound (1)
10:01		<b>13-21</b>	<b>-8</b>	23 PETTY JR. J 3pt FG fast break, jump shot made (9)
09:59	1 DISU D substitution out			
09:59	50 OBINNA E substitution in			
09:59				3 REESE A substitution out
09:59				30 SMITH G substitution in
09:48	2 PIPPEN JR. S 2pt FG outside the paint, jump shot made (2)	<b>15-21</b>	<b>-6</b>	
09:32		<b>15-24</b>	<b>-9</b>	23 PETTY JR. J 3pt FG , jump shot made (12)
09:32				5 SHACKELFORD J assist (1)
09:10	55 JANKOVIC O 3pt FG , jump shot missed			
09:06				23 PETTY JR. J defensive rebound (3)
09:00				23 PETTY JR. J 3pt FG , jump shot missed
08:58	55 JANKOVIC O defensive rebound (1)			
08:58	55 JANKOVIC O foul drawn (1)			1 JONES H foul personal (2 - 4)
08:58				1 JONES H substitution out
08:58				0 DAVIS J substitution in
08:41	50 OBINNA E 2pt FG in the paint, dunk, made (2)	<b>17-24</b>	<b>-7</b>	
08:41	0 LEE S assist (1)			
08:28				5 SHACKELFORD J 3pt FG , jump shot missed
08:27				0 DAVIS J offensive rebound (3)
08:27	50 OBINNA E foul personal (1 - 4)			0 DAVIS J foul drawn (1)
08:27	55 JANKOVIC O substitution out			
08:27	11 ALBERT B substitution in			
08:18				0 DAVIS J turnover lost ball (3)
08:13	3 EVANS M 2pt FG in the paint, missed			
08:11	11 ALBERT B offensive rebound (1)			



**Alabama at Vanderbilt**

01/23/20 Memorial Gymnasium, Nashville  
2019-20 Men's Basketball

**Game Time:** 2:00 AM  
**Game Duration:** 2:02  
**Attendance:** 9,019

**Officials:** Keith Kimble, Lee Cassell, Todd Austin

Game Time	VAN	Score	Diff	ALA
08:09	0 LEE S 2pt FG outside the paint, jump shot missed			
08:07	3 EVANS M offensive rebound (2)			
07:56	11 ALBERT B 3pt FG , jump shot missed			
07:53				0 DAVIS J defensive rebound (4)
07:46		<b>17-26</b>	<b>-9</b>	2 LEWIS JR. K 2pt FG in the paint, made (4)
07:21	Timeout media			
07:21				0 DAVIS J substitution out
07:21				5 SHACKELFORD J substitution out
07:21				30 SMITH G substitution out
07:21				3 REESE A substitution in
07:21				11 BOLDEN J substitution in
07:21				12 FORBES J substitution in
07:19	0 LEE S turnover bad pass (1)			
07:05				3 REESE A 3pt FG , jump shot missed
07:00				23 PETTY JR. J offensive rebound (4)
07:00		<b>17-28</b>	<b>-11</b>	23 PETTY JR. J 2pt FG in the paint, layup made (14)
06:45	0 LEE S 2pt FG in the paint, layup missed			
06:43				12 FORBES J defensive rebound (1)
06:43	50 OBINNA E foul personal (2 - 5)			12 FORBES J foul drawn (1)
06:43	50 OBINNA E substitution out			
06:43	4 WRIGHT J substitution in			
06:30	4 WRIGHT J steal (3)			2 LEWIS JR. K turnover bad pass (1)
06:23	0 LEE S 2pt FG fast break in the paint, dunk, made (8)	<b>19-28</b>	<b>-9</b>	
06:23	4 WRIGHT J assist (1)			
06:15		<b>19-31</b>	<b>-12</b>	23 PETTY JR. J 3pt FG , jump shot made (17)
06:15				2 LEWIS JR. K assist (4)
05:53	0 LEE S 2pt FG in the paint, missed			
05:50				12 FORBES J defensive rebound (2)
05:45				23 PETTY JR. J 3pt FG , jump shot missed
05:42	11 ALBERT B defensive rebound (2)			
05:34	2 PIPPEN JR. S 3pt FG , jump shot made (5)	<b>22-31</b>	<b>-9</b>	
05:34	4 WRIGHT J assist (2)			
05:19	2 PIPPEN JR. S steal (1)			11 BOLDEN J turnover lost ball (2)
04:59	2 PIPPEN JR. S 3pt FG , jump shot missed			
04:57				12 FORBES J defensive rebound (3)
04:57	4 WRIGHT J foul personal (2 - 6)			12 FORBES J foul drawn (2)
04:43	4 WRIGHT J steal (4)			3 REESE A turnover bad pass (1)
04:36	4 WRIGHT J 2pt FG fast break in the paint, layup made (6)	<b>24-31</b>	<b>-7</b>	
04:29				2 LEWIS JR. K 2pt FG in the paint, layup blocked
04:29	11 ALBERT B block (1)			
04:24				2 LEWIS JR. K offensive rebound (2)
04:21				2 LEWIS JR. K turnover travel (2)
04:21	11 ALBERT B substitution out			
04:21	1 DISU D substitution in			
04:21				3 REESE A substitution out
04:21				12 FORBES J substitution out
04:21				5 SHACKELFORD J substitution in
04:21				30 SMITH G substitution in
04:14	1 DISU D 3pt FG , jump shot missed			



**Alabama at Vanderbilt**

01/23/20 Memorial Gymnasium, Nashville  
2019-20 Men's Basketball

**Game Time:** 2:00 AM  
**Game Duration:** 2:02  
**Attendance:** 9,019

**Officials:** Keith Kimble, Lee Cassell, Todd Austin

Game Time	VAN	Score	Diff	ALA
04:11				5 SHACKELFORD J defensive rebound (3)
03:56	1 DISU D foul shooting (2 - 7)			5 SHACKELFORD J foul drawn (1)
03:56	Timeout media			
03:56	4 WRIGHT J substitution out			
03:56	11 ALBERT B substitution in			
03:56		<b>24-32</b>	<b>-8</b>	5 SHACKELFORD J free throw 1 - 2 made (4)
03:56				5 SHACKELFORD J free throw 2 - 2 missed
03:55	3 EVANS M defensive rebound (3)			
03:29	2 PIPPEN JR. S 3pt FG , jump shot made (8)	<b>27-32</b>	<b>-5</b>	
03:29	1 DISU D assist (1)			
03:09				11 BOLDEN J 3pt FG , jump shot missed
03:07				30 SMITH G offensive rebound (3)
03:05				5 SHACKELFORD J 3pt FG , jump shot missed
03:03	1 DISU D defensive rebound (1)			
03:03	1 DISU D foul drawn (2)			30 SMITH G foul personal (1 - 5)
02:42	0 LEE S foul drawn (3)			11 BOLDEN J foul personal (1 - 6)
02:42				11 BOLDEN J substitution out
02:42				30 SMITH G substitution out
02:42				0 DAVIS J substitution in
02:42				1 JONES H substitution in
02:37	0 LEE S 3pt FG , jump shot missed			
02:33				5 SHACKELFORD J defensive rebound (4)
02:29	11 ALBERT B foul drawn (1)			5 SHACKELFORD J foul offensive (1 - 7)
02:29				5 SHACKELFORD J turnover offensive (1)
02:09	1 DISU D 3pt FG , jump shot made (6)	<b>30-32</b>	<b>-2</b>	
02:09	0 LEE S assist (2)			
01:54	11 ALBERT B foul shooting (1 - 8)			1 JONES H foul drawn (2)
01:54		<b>30-33</b>	<b>-3</b>	1 JONES H free throw 1 - 2 made (6)
01:54		<b>30-34</b>	<b>-4</b>	1 JONES H free throw 2 - 2 made (7)
01:39	2 PIPPEN JR. S 2pt FG outside the paint, jump shot missed			
01:36				0 DAVIS J defensive rebound (5)
01:31				2 LEWIS JR. K turnover (3)
01:14	2 PIPPEN JR. S turnover bad pass (2)			
00:59		<b>30-37</b>	<b>-7</b>	5 SHACKELFORD J 3pt FG , jump shot made (7)
00:59				1 JONES H assist (2)
00:41	1 DISU D foul drawn (3)			0 DAVIS J foul shooting (1 - 8)
00:41	1 DISU D free throw 1 - 2 made (7)	<b>31-37</b>	<b>-6</b>	
00:41				0 DAVIS J substitution out
00:41				3 REESE A substitution in
00:41	1 DISU D free throw 2 - 2 missed			
00:40				23 PETTY JR. J defensive rebound (5)
00:14				2 LEWIS JR. K 2pt FG in the paint, jump shot blocked
00:14	2 PIPPEN JR. S block (1)			
00:10				2 LEWIS JR. K offensive rebound (3)
00:09				turnover shot clock (15)
00:09	Timeout 30 Sec			
00:09				1 JONES H substitution out
00:09				2 LEWIS JR. K substitution out
00:09				3 REESE A substitution out



Official Basketball Play by Play - First Half

### Alabama at Vanderbilt

01/23/20 Memorial Gymnasium, Nashville  
2019-20 Men's Basketball

Game Time: 2:00 AM

Game Duration: 2:02

Attendance: 9,019

Officials: Keith Kimble, Lee Cassell, Todd Austin

Game Time	VAN	Score	Diff	ALA
00:09				11 BOLDEN J substitution in
00:09				12 FORBES J substitution in
00:09				30 SMITH G substitution in
00:04	1 DISU D 3pt FG , jump shot missed			
00:00				11 BOLDEN J defensive rebound (2)
<b>END OF PERIOD</b>				
<b>VAN 31-37 ALA</b>				



**Alabama at Vanderbilt**

01/23/20 Memorial Gymnasium, Nashville  
2019-20 Men's Basketball

Game Time: 2:00 AM  
Game Duration: 2:02  
Attendance: 9,019

Officials: Keith Kimble, Lee Cassell, Todd Austin

**Alabama - 37**

NO.	Name	F	Min	FG	3P	FT	Rebounds			Fouls		TP	AS	TO	ST	Blocks		+/-
				M-A	M-A	M-A	OR	DR	TOT	PF	FD					BS	BA	
3	Alex Reese	F	10:29	0-2	0-2	0-0	0	1	1	1	0	0	0	1	0	1	0	5
1	Herbert Jones	G	09:38	2-2	0-0	3-3	0	1	1	2	2	7	2	0	0	1	0	12
2	Kira Lewis Jr.	G	18:46	2-6	0-1	0-0	2	1	3	1	0	4	4	3	1	0	2	6
5	Jaden Shackelford	G	14:02	2-5	2-4	1-2	0	4	4	1	1	7	1	1	1	0	0	7
23	John Petty Jr.	G	18:23	6-8	5-7	0-0	1	4	5	0	0	17	0	4	0	0	0	3
11	James Bolden		09:32	0-1	0-1	0-2	0	2	2	1	1	0	0	2	0	0	0	-2
30	Galın Smith		07:30	1-1	0-0	0-0	2	1	3	1	1	2	0	0	0	0	0	0
12	Jaylen Forbes		05:32	0-1	0-1	0-0	0	3	3	0	2	0	0	0	0	0	0	-2
0	Javian Davis		06:08	0-0	0-0	0-0	1	4	5	1	1	0	0	3	0	1	0	1
Team							0	0	0			0		1				
<b>Totals</b>				13-26	7-16	4-7	6	21	27	8	8	37	7	15	2	3	2	6

Shooting By Period		
1st FG%	13-26	50.0%
3PT%	7-16	43.8%
FT%	4-7	57.1%
GM FG%	13-26	50.0%
3PT%	7-16	43.8%
FT%	4-7	57.1%

Dead Ball Rebounds: 1, 0

Technical Fouls::NONE

**Vanderbilt - 31**

NO.	Name	F	Min	FG	3P	FT	Rebounds			Fouls		TP	AS	TO	ST	Blocks		+/-
				M-A	M-A	M-A	OR	DR	TOT	PF	FD					BS	BA	
1	Dylan Disu	F	12:28	2-7	1-6	2-3	0	1	1	2	3	7	1	1	0	0	0	-7
0	Saben Lee	G	18:56	3-10	0-1	2-2	0	3	3	0	3	8	2	1	2	0	2	-5
3	Maxwell Evans	G	18:19	0-3	0-1	0-0	1	2	3	1	0	0	0	0	0	0	0	-4
4	Jordan Wright	G	11:23	3-5	0-1	0-0	0	0	0	2	0	6	2	1	4	0	1	-3
11	Braelee Albert	G	13:07	0-2	0-2	0-0	1	1	2	1	1	0	0	0	0	1	0	-5
50	Ejike Obinna		07:37	1-2	0-0	0-0	1	1	2	2	0	2	0	0	0	0	0	-3
2	Scotty Pippen Jr.		14:09	3-6	2-3	0-0	0	0	0	0	0	8	0	2	1	1	0	-2
55	Oton Jankovic		04:01	0-1	0-1	0-0	0	1	1	0	1	0	0	0	0	0	0	-1
Team							1	0	1			0		0				
<b>Totals</b>				12-36	3-15	4-5	4	9	13	8	8	31	5	5	7	2	3	-6

Shooting By Period		
1st FG%	12-36	33.3%
3PT%	3-15	20.0%
FT%	4-5	80%
GM FG%	12-36	33.3%
3PT%	3-15	20.0%
FT%	4-5	80.0%

Dead Ball Rebounds: 0, 0

Technical Fouls::NONE

	ALA	VAN
Biggest lead	12 (1 <sup>st</sup> 6:15)	0 (1 <sup>st</sup> 20:00)
Best Scoring Run	6 (1 <sup>st</sup> 16:26)	6 (1 <sup>st</sup> 2:09)
Lead Changes	0	
Times Tied	1	
Time with Lead	18:54	00:00

	ALA	VAN
Points from		
Turnovers	8	13
Paint	10	16
Second Chance	2	2
Fast Breaks	8	6
Bench	2	10

	Period by Period Scoring	
	1st	TOT
ALA	37	37
VAN	31	31



**Alabama at Vanderbilt**

01/23/20 Memorial Gymnasium, Nashville  
2019-20 Men's Basketball

**Game Time:** 2:00 AM  
**Game Duration:** 2:02  
**Attendance:** 9,019

**Officials:** Keith Kimble, Lee Cassell, Todd Austin

**Period 2**

**Quarter Starters:**

<b>VAN</b>	0 Lee S	1 Disu D	2 Phippen Jr. S	3 Evans M	11 Albert B
<b>ALA</b>	5 Shackelford J	23 Petty Jr. J	1 Jones H	2 Lewis Jr. K	3 Reese A

Game Time	VAN	Score	Diff	ALA
20:00				11 BOLDEN J substitution out
20:00				12 FORBES J substitution out
20:00				30 SMITH G substitution out
20:00				1 JONES H substitution in
20:00				2 LEWIS JR. K substitution in
20:00				3 REESE A substitution in
19:46		<b>31-39</b>	<b>-8</b>	3 REESE A 2pt FG in the paint, dunk, made (2)
19:46				1 JONES H assist (3)
19:13	2 PIPPEN JR. S 2pt FG outside the paint, jump shot missed			
19:10				5 SHACKELFORD J defensive rebound (5)
18:54				5 SHACKELFORD J 3pt FG , jump shot missed
18:50	1 DISU D defensive rebound (2)			
18:38	0 LEE S foul drawn (4)			5 SHACKELFORD J foul personal (2 - 1)
18:31	2 PIPPEN JR. S 2pt FG in the paint, layup blocked			
18:31				1 JONES H block (2)
18:27	3 EVANS M offensive rebound (4)			
18:27	1 DISU D foul drawn (4)			3 REESE A foul personal (2 - 2)
18:26	0 LEE S turnover bad pass (2)			2 LEWIS JR. K steal (2)
18:24				2 LEWIS JR. K turnover lost ball (4)
17:59	0 LEE S 2pt FG in the paint, layup missed			
17:55	1 DISU D offensive rebound (3)			
17:55	1 DISU D 2pt FG in the paint, layup made (9)	<b>33-39</b>	<b>-6</b>	
17:51				5 SHACKELFORD J 3pt FG , jump shot missed
17:48				3 REESE A offensive rebound (2)
17:47	1 DISU D steal (1)			3 REESE A turnover bad pass (2)
17:16	0 LEE S 2pt FG in the paint, jump shot missed			
17:12				23 PETTY JR. J defensive rebound (6)
17:06				23 PETTY JR. J 3pt FG , jump shot missed
17:03	3 EVANS M defensive rebound (5)			
16:52	1 DISU D 2pt FG in the paint, jump shot made (11)	<b>35-39</b>	<b>-4</b>	
16:38	0 LEE S foul drawn (5)			2 LEWIS JR. K foul offensive (2 - 3)
16:38				2 LEWIS JR. K turnover offensive (5)
16:38	11 ALBERT B substitution out			
16:38	4 WRIGHT J substitution in			
16:18	2 PIPPEN JR. S 2pt FG in the paint, blocked			
16:18				3 REESE A block (2)
16:18	offensive rebound (18)			
16:18	3 EVANS M foul offensive (2 - 1)			5 SHACKELFORD J foul drawn (2)
16:18	3 EVANS M turnover offensive (1)			
16:03				3 REESE A 3pt FG , jump shot missed
15:59				23 PETTY JR. J offensive rebound (7)
15:57		<b>35-42</b>	<b>-7</b>	2 LEWIS JR. K 3pt FG , jump shot made (7)
15:40	2 PIPPEN JR. S 2pt FG in the paint, missed			



**Alabama at Vanderbilt**

01/23/20 Memorial Gymnasium, Nashville  
2019-20 Men's Basketball

**Game Time:** 2:00 AM  
**Game Duration:** 2:02  
**Attendance:** 9,019

**Officials:** Keith Kimble, Lee Cassell, Todd Austin

Game Time	VAN	Score	Diff	ALA
15:36				3 REESE A defensive rebound (3)
15:34	3 EVANS M foul shooting (3 - 2)			2 LEWIS JR. K foul drawn (1)
15:34	Timeout media			
15:34	3 EVANS M substitution out			
15:34	50 OBINNA E substitution in			
15:34				3 REESE A substitution out
15:34				5 SHACKELFORD J substitution out
15:34				0 DAVIS J substitution in
15:34				11 BOLDEN J substitution in
15:34		<b>35-43</b>	<b>-8</b>	2 LEWIS JR. K free throw 1 - 2 made (8)
15:34				2 LEWIS JR. K free throw 2 - 2 missed
15:33	1 DISU D defensive rebound (4)			
15:10	4 WRIGHT J 3pt FG , jump shot missed			
15:07				23 PETTY JR. J defensive rebound (8)
15:03		<b>35-45</b>	<b>-10</b>	2 LEWIS JR. K 2pt FG fast break in the paint, made (10)
15:03				23 PETTY JR. J assist (1)
14:49	1 DISU D 3pt FG , jump shot missed			
14:45				0 DAVIS J defensive rebound (6)
14:40		<b>35-48</b>	<b>-13</b>	11 BOLDEN J 3pt FG fast break, jump shot made (3)
14:40				2 LEWIS JR. K assist (5)
14:29	0 LEE S turnover bad pass (3)			1 JONES H steal (1)
14:24	2 PIPPEN JR. S foul shooting (1 - 3)			2 LEWIS JR. K foul drawn (2)
14:24		<b>35-49</b>	<b>-14</b>	2 LEWIS JR. K free throw fast break 1 - 2 made (11)
14:24				2 LEWIS JR. K free throw fast break 2 - 2 missed
14:23				1 JONES H offensive rebound (2)
14:10				0 DAVIS J 2pt FG in the paint, layup missed
14:06	50 OBINNA E defensive rebound (3)			
14:00	4 WRIGHT J turnover lost ball (2)			0 DAVIS J steal (1)
13:53		<b>35-52</b>	<b>-17</b>	11 BOLDEN J 3pt FG fast break, jump shot made (6)
13:53				1 JONES H assist (4)
13:27	2 PIPPEN JR. S 2pt FG in the paint, layup blocked			
13:27				0 DAVIS J block (2)
13:24				2 LEWIS JR. K defensive rebound (4)
13:23	1 DISU D foul shooting (3 - 4)			23 PETTY JR. J foul drawn (1)
13:23		<b>35-53</b>	<b>-18</b>	23 PETTY JR. J free throw fast break 1 - 2 made (18)
13:23	4 WRIGHT J substitution out			
13:23	3 EVANS M substitution in			
13:23				23 PETTY JR. J free throw fast break 2 - 2 missed
13:22	50 OBINNA E defensive rebound (4)			
13:04				23 PETTY JR. J substitution out
13:04				12 FORBES J substitution in
12:57	2 PIPPEN JR. S 2pt FG outside the paint, jump shot missed			
12:53				0 DAVIS J defensive rebound (7)
12:42				11 BOLDEN J 3pt FG , jump shot missed
12:39	3 EVANS M defensive rebound (6)			
12:34	3 EVANS M 3pt FG , jump shot missed			
12:30				1 JONES H defensive rebound (3)
12:23	0 LEE S steal (3)			2 LEWIS JR. K turnover lost ball (6)
12:21	0 LEE S foul drawn (6)			2 LEWIS JR. K foul personal (3 - 4)



**Alabama at Vanderbilt**

01/23/20 Memorial Gymnasium, Nashville  
2019-20 Men's Basketball

**Game Time:** 2:00 AM  
**Game Duration:** 2:02  
**Attendance:** 9,019

**Officials:** Keith Kimble, Lee Cassell, Todd Austin

Game Time	VAN	Score	Diff	ALA
12:21				0 DAVIS J substitution out
12:21				2 LEWIS JR. K substitution out
12:21				11 BOLDEN J substitution out
12:21				5 SHACKELFORD J substitution in
12:21				23 PETTY JR. J substitution in
12:21				30 SMITH G substitution in
11:50	turnover shot clock (10)			
11:50	Timeout media			
11:50				12 FORBES J substitution out
11:50				3 REESE A substitution in
11:38	3 EVANS M steal (1)			3 REESE A turnover bad pass (3)
11:20	0 LEE S foul drawn (7)			1 JONES H foul shooting (3 - 5)
11:20	0 LEE S free throw 1 - 2 made (9)	<b>36-53</b>	<b>-17</b>	
11:20	0 LEE S free throw 2 - 2 made (10)	<b>37-53</b>	<b>-16</b>	
11:20	1 DISU D substitution out			
11:20	55 JANKOVIC O substitution in			
11:07	0 LEE S foul drawn (8)			23 PETTY JR. J foul offensive (1 - 6)
11:07				23 PETTY JR. J turnover offensive (5)
11:00	0 LEE S 3pt FG , jump shot missed			
10:57				23 PETTY JR. J defensive rebound (9)
10:51	2 PIPPEN JR. S foul personal (2 - 5)			1 JONES H foul drawn (3)
10:45		<b>37-55</b>	<b>-18</b>	5 SHACKELFORD J 2pt FG in the paint, jump shot made (9)
10:30	55 JANKOVIC O 3pt FG , jump shot missed			
10:25				23 PETTY JR. J defensive rebound (10)
10:19	55 JANKOVIC O foul shooting (1 - 6)			5 SHACKELFORD J foul drawn (3)
10:19		<b>37-56</b>	<b>-19</b>	5 SHACKELFORD J free throw 1 - 2 made (10)
10:19				1 JONES H substitution out
10:19				11 BOLDEN J substitution in
10:19	2 PIPPEN JR. S substitution out			
10:19	14 RICE I substitution in			
10:19		<b>37-57</b>	<b>-20</b>	5 SHACKELFORD J free throw 2 - 2 made (11)
10:04	0 LEE S foul drawn (9)			3 REESE A foul shooting (3 - 7)
10:04	0 LEE S free throw 1 - 2 made (11)	<b>38-57</b>	<b>-19</b>	
10:04	0 LEE S free throw 2 - 2 made (12)	<b>39-57</b>	<b>-18</b>	
09:38				23 PETTY JR. J 3pt FG , jump shot missed
09:36	defensive rebound (23)			
09:16	14 RICE I foul drawn (1)			11 BOLDEN J foul personal (2 - 8)
09:16	14 RICE I 1&1 free throw 1 missed			
09:14				5 SHACKELFORD J defensive rebound (6)
09:04	50 OBINNA E substitution out			
09:04	13 MOYER M substitution in			
09:04				23 PETTY JR. J substitution out
09:04				2 LEWIS JR. K substitution in
08:53	0 LEE S foul drawn (10)			5 SHACKELFORD J foul offensive (3 - 9)
08:53				5 SHACKELFORD J turnover offensive (2)
08:42	0 LEE S 2pt FG in the paint, missed			
08:38				2 LEWIS JR. K defensive rebound (5)
08:30				2 LEWIS JR. K 3pt FG , jump shot missed
08:28				30 SMITH G offensive rebound (4)



**Alabama at Vanderbilt**

01/23/20 Memorial Gymnasium, Nashville  
2019-20 Men's Basketball

**Game Time:** 2:00 AM  
**Game Duration:** 2:02  
**Attendance:** 9,019

**Officials:** Keith Kimble, Lee Cassell, Todd Austin

Game Time	VAN	Score	Diff	ALA
08:28	55 JANKOVIC O foul personal (2 - 7)			30 SMITH G foul drawn (2)
08:28		<b>39-58</b>	<b>-19</b>	30 SMITH G 1&1 free throw 1 made (3)
08:28				2 LEWIS JR. K substitution out
08:28				12 FORBES J substitution in
08:28				30 SMITH G 1&1 free throw 2 missed
08:26				offensive rebound (44)
08:25	3 EVANS M substitution out			
08:25	4 WRIGHT J substitution in			
08:25	4 WRIGHT J foul personal (3 - 8)			12 FORBES J foul drawn (3)
08:25				12 FORBES J 1&1 free throw 1 missed
08:25	55 JANKOVIC O defensive rebound (2)			
08:00	0 LEE S 2pt FG in the paint, made (14)	<b>41-58</b>	<b>-17</b>	
07:43				11 BOLDEN J 2pt FG in the paint, blocked
07:43	13 MOYER M block (1)			
07:43				offensive rebound (45)
07:43	Timeout media			
07:43				3 REESE A substitution out
07:43				5 SHACKELFORD J substitution out
07:43				12 FORBES J substitution out
07:43				30 SMITH G substitution out
07:43				0 DAVIS J substitution in
07:43				1 JONES H substitution in
07:43				2 LEWIS JR. K substitution in
07:43				23 PETTY JR. J substitution in
07:38		<b>41-60</b>	<b>-19</b>	23 PETTY JR. J 2pt FG in the paint, jump shot made (20)
07:38	55 JANKOVIC O foul shooting (3 - 9)			23 PETTY JR. J foul drawn (2)
07:38		<b>41-61</b>	<b>-20</b>	23 PETTY JR. J free throw 1 - 1 made (21)
07:25	0 LEE S foul drawn (11)			1 JONES H foul shooting (4 - 10)
07:25	0 LEE S free throw 1 - 2 made (15)	<b>42-61</b>	<b>-19</b>	
07:25	14 RICE I substitution out			
07:25	55 JANKOVIC O substitution out			
07:25	1 DISU D substitution in			
07:25	2 PIPPEN JR. S substitution in			
07:25	0 LEE S free throw 2 - 2 made (16)	<b>43-61</b>	<b>-18</b>	
07:07				23 PETTY JR. J 2pt FG in the paint, jump shot missed
07:04	4 WRIGHT J defensive rebound (1)			
06:51	0 LEE S 2pt FG in the paint, jump shot missed			
06:47				1 JONES H defensive rebound (4)
06:41		<b>43-63</b>	<b>-20</b>	0 DAVIS J 2pt FG in the paint, layup made (2)
06:41				1 JONES H assist (5)
06:41	2 PIPPEN JR. S foul shooting (3 - 10)			0 DAVIS J foul drawn (2)
06:41				0 DAVIS J free throw 1 - 1 missed
06:40	1 DISU D defensive rebound (5)			
06:12	2 PIPPEN JR. S 2pt FG outside the paint, jump shot blocked			
06:12				0 DAVIS J block (3)
06:06				2 LEWIS JR. K defensive rebound (6)
06:04	0 LEE S steal (4)			23 PETTY JR. J turnover bad pass (6)
06:00	0 LEE S foul drawn (12)			11 BOLDEN J foul shooting (3 - 11)
06:00	0 LEE S free throw fast break 1 - 2 made (17)	<b>44-63</b>	<b>-19</b>	



**Alabama at Vanderbilt**

01/23/20 Memorial Gymnasium, Nashville  
2019-20 Men's Basketball

**Game Time:** 2:00 AM  
**Game Duration:** 2:02  
**Attendance:** 9,019

**Officials:** Keith Kimble, Lee Cassell, Todd Austin

Game Time	VAN	Score	Diff	ALA
06:00	0 LEE S free throw fast break 2 - 2 made (18)	<b>45-63</b>	<b>-18</b>	
06:00	0 LEE S substitution out			
06:00	3 EVANS M substitution in			
05:51				2 LEWIS JR. K 3pt FG , jump shot missed
05:48				1 JONES H offensive rebound (5)
05:42		<b>45-65</b>	<b>-20</b>	2 LEWIS JR. K 2pt FG in the paint, jump shot made (13)
05:42	2 PIPPEN JR. S foul shooting (4 - 11)			2 LEWIS JR. K foul drawn (3)
05:42				1 JONES H substitution out
05:42				5 SHACKELFORD J substitution in
05:42		<b>45-66</b>	<b>-21</b>	2 LEWIS JR. K free throw 1 - 1 made (14)
05:24	3 EVANS M 3pt FG , jump shot missed			
05:21				5 SHACKELFORD J defensive rebound (7)
05:02				23 PETTY JR. J 3pt FG , jump shot missed
04:59	2 PIPPEN JR. S defensive rebound (1)			
04:55	1 DISU D 3pt FG fast break, jump shot made (14)	<b>48-66</b>	<b>-18</b>	
04:55	2 PIPPEN JR. S assist (1)			
04:51				0 DAVIS J substitution out
04:51				3 REESE A substitution in
04:38				2 LEWIS JR. K 2pt FG in the paint, blocked
04:38	13 MOYER M block (2)			
04:34	2 PIPPEN JR. S defensive rebound (2)			
04:31	3 EVANS M 3pt FG , jump shot missed			
04:25	13 MOYER M offensive rebound (1)			
04:25	13 MOYER M 2pt FG in the paint, dunk, made (2)	<b>50-66</b>	<b>-16</b>	
04:21				11 BOLDEN J 2pt FG outside the paint, jump shot blocked
04:21	13 MOYER M block (3)			
04:17	1 DISU D defensive rebound (6)			
04:15	2 PIPPEN JR. S 2pt FG fast break in the paint, made (10)	<b>52-66</b>	<b>-14</b>	
03:49		<b>52-68</b>	<b>-16</b>	23 PETTY JR. J 2pt FG in the paint, jump shot made (23)
03:24	1 DISU D 2pt FG in the paint, made (16)	<b>54-68</b>	<b>-14</b>	
03:24	4 WRIGHT J assist (3)			
03:05				3 REESE A 3pt FG , jump shot missed
03:01	3 EVANS M defensive rebound (7)			
02:56	1 DISU D 3pt FG , jump shot missed			
02:53				2 LEWIS JR. K defensive rebound (7)
02:53	Timeout media			
02:53	4 WRIGHT J substitution out			
02:53	0 LEE S substitution in			
02:53				11 BOLDEN J substitution out
02:53				1 JONES H substitution in
02:47	1 DISU D foul personal (4 - 12)			1 JONES H foul drawn (4)
02:47				1 JONES H free throw 1 - 2 missed
02:47				offensive dead ball rebound (2)
02:47		<b>54-69</b>	<b>-15</b>	1 JONES H free throw 2 - 2 made (8)
02:31	0 LEE S 2pt FG in the paint, missed			
02:29				3 REESE A defensive rebound (4)
02:08	2 PIPPEN JR. S foul shooting (5 - 13)			1 JONES H foul drawn (5)
02:08	2 PIPPEN JR. S substitution out			
02:08	4 WRIGHT J substitution in			



**Alabama at Vanderbilt**

01/23/20 Memorial Gymnasium, Nashville  
2019-20 Men's Basketball

**Game Time:** 2:00 AM  
**Game Duration:** 2:02  
**Attendance:** 9,019

**Officials:** Keith Kimble, Lee Cassell, Todd Austin

Game Time	VAN	Score	Diff	ALA
02:08		<b>54-70</b>	<b>-16</b>	1 JONES H free throw 1 - 2 made (9)
02:08		<b>54-71</b>	<b>-17</b>	1 JONES H free throw 2 - 2 made (10)
01:48	1 DISU D 3pt FG , jump shot made (19)	<b>57-71</b>	<b>-14</b>	
01:48	0 LEE S assist (3)			
01:19		<b>57-73</b>	<b>-16</b>	2 LEWIS JR. K 2pt FG in the paint, made (16)
01:09	13 MOYER M 3pt FG , jump shot missed			
01:06	4 WRIGHT J offensive rebound (2)			
01:04	0 LEE S foul drawn (13)			1 JONES H foul personal (5 - 12)
01:04				1 JONES H substitution out
01:04				11 BOLDEN J substitution in
01:04				23 PETTY JR. J substitution out
01:04				12 FORBES J substitution in
01:04	0 LEE S free throw 1 - 2 missed			
01:04	offensive dead ball rebound (1)			
01:04	0 LEE S free throw 2 - 2 made (19)	<b>58-73</b>	<b>-15</b>	
00:56	13 MOYER M steal (1)			11 BOLDEN J turnover bad pass (3)
00:54	13 MOYER M foul drawn (1)			3 REESE A foul personal (4 - 13)
00:54	13 MOYER M free throw fast break 1 - 2 made (3)	<b>59-73</b>	<b>-14</b>	
00:54	13 MOYER M free throw fast break 2 - 2 made (4)	<b>60-73</b>	<b>-13</b>	
00:46	1 DISU D steal (2)			2 LEWIS JR. K turnover bad pass (7)
00:46	1 DISU D foul drawn (5)			12 FORBES J foul personal (1 - 14)
00:46				Timeout 30 Sec
00:46	Timeout media			
00:46	1 DISU D free throw fast break 1 - 2 made (20)	<b>61-73</b>	<b>-12</b>	
00:46	1 DISU D free throw fast break 2 - 2 made (21)	<b>62-73</b>	<b>-11</b>	
00:43				Timeout 30 Sec
00:37	13 MOYER M foul personal (1 - 14)			5 SHACKELFORD J foul drawn (4)
00:37	foul coach class A technical (15)			
00:37		<b>62-74</b>	<b>-12</b>	5 SHACKELFORD J free throw 1 - 2 made (12)
00:37		<b>62-75</b>	<b>-13</b>	5 SHACKELFORD J free throw 2 - 2 made (13)
00:37		<b>62-76</b>	<b>-14</b>	5 SHACKELFORD J free throw 1 - 2 made (14)
00:37		<b>62-77</b>	<b>-15</b>	5 SHACKELFORD J free throw 2 - 2 made (15)
00:29	0 LEE S foul offensive (1 - 16)			5 SHACKELFORD J foul drawn (5)
00:29	0 LEE S turnover offensive (4)			
<b>END OF GAME</b>				
<b>VAN 62-77 ALA</b>				



**Alabama at Vanderbilt**

01/23/20 Memorial Gymnasium, Nashville  
2019-20 Men's Basketball

Game Time: 2:00 AM  
Game Duration: 2:02  
Attendance: 9,019

Officials: Keith Kimble, Lee Cassell, Todd Austin

**Alabama - 40**

NO.	Name	Min	FG			Rebounds			Fouls		TP	AS	TO	ST	Blocks		+/-
			M-A	M-A	M-A	OR	DR	TOT	PF	FD					BS	BA	
3	Alex Reese	F 13:24	1-3	0-2	0-0	1	2	3	3	0	2	0	2	0	1	0	-3
1	Herbert Jones	G 13:31	0-0	0-0	3-4	2	2	4	3	3	3	3	0	1	1	0	18
2	Kira Lewis Jr.	G 15:58	4-7	1-3	3-5	0	4	4	2	3	12	1	4	1	0	1	11
5	Jaden Shackelford	G 14:46	1-3	0-2	6-6	0	3	3	2	4	8	0	1	0	0	0	-5
23	John Petty Jr.	G 16:52	2-6	0-3	2-3	1	4	5	1	2	6	1	2	0	0	0	11
0	Javian Davis	06:05	1-2	0-0	0-1	0	2	2	0	1	2	0	0	1	2	0	12
11	James Bolden	11:43	2-5	2-3	0-0	0	0	0	2	0	6	0	1	0	0	2	5
12	Jaylen Forbes	03:03	0-0	0-0	0-1	0	0	0	1	1	0	0	0	0	0	0	-3
30	Galvin Smith	04:38	0-0	0-0	1-2	1	0	1	0	1	1	0	0	0	0	0	-1
Team						2	0	2			0		0				
<b>Totals</b>			11-26	3-13	15-22	7	17	24	14	15	40	5	10	3	4	3	9

Shooting By Period		
2 <sup>nd</sup> FG%	11-26	42.3%
3PT%	3-13	23.1%
FT%	15-22	68.2%
GM FG%	11-26	42.3%
3PT%	3-13	23.1%
FT%	15-22	68.2%

Dead Ball Rebounds: 1, 0

Technical Fouls::NONE

**Vanderbilt - 31**

NO.	Name	Min	FG			Rebounds			Fouls		TP	AS	TO	ST	Blocks		+/-
			M-A	M-A	M-A	OR	DR	TOT	PF	FD					BS	BA	
1	Dylan Disu	F 16:05	5-7	2-4	2-2	1	4	5	2	2	14	0	0	2	0	0	-6
0	Saben Lee	G 16:53	1-7	0-1	9-10	0	0	0	1	10	11	1	3	2	0	0	-13
3	Maxwell Evans	G 15:24	0-3	0-3	0-0	1	3	4	2	0	0	0	1	1	0	0	1
4	Jordan Wright	G 10:55	0-1	0-1	0-0	1	1	2	1	0	0	1	1	0	0	0	-9
11	Braelee Albert	G 03:22	0-0	0-0	0-0	0	0	0	0	0	0	0	0	0	0	0	2
50	Ejike Obinna	06:30	0-0	0-0	0-0	0	2	2	0	0	0	0	0	0	0	0	-11
55	Oton Jankovic	03:55	0-1	0-1	0-0	0	1	1	3	0	0	0	0	0	0	0	-3
14	Isaiah Rice	02:54	0-0	0-0	0-1	0	0	0	0	1	0	0	0	0	0	0	0
13	Matthew Moyer	09:04	1-2	0-1	2-2	1	0	1	1	1	4	0	0	1	3	0	3
2	Scotty Pippen Jr.	14:58	1-8	0-0	0-0	0	2	2	5	0	2	1	0	0	0	4	-9
Team						1	1	2			0		1				
<b>Totals</b>			8-29	2-11	13-15	5	14	19	16	14	31	3	6	6	3	4	-9

Shooting By Period		
2 <sup>nd</sup> FG%	8-29	27.6%
3PT%	2-11	18.2%
FT%	13-15	86.7%
GM FG%	8-29	27.6%
3PT%	2-11	18.2%
FT%	13-15	86.7%

Dead Ball Rebounds: 1, 0

Technical Fouls:Coach 2<sup>nd</sup>0:37

	ALA	VAN
Biggest lead	21 (2 <sup>nd</sup> 5:42)	0 (1 <sup>st</sup> 20:00)
Best Scoring Run	14(2 <sup>nd</sup> 13:23)	7(2 <sup>nd</sup> 4:15)
Lead Changes	0	
Times Tied	0	
Time with Lead	19:46	00:00

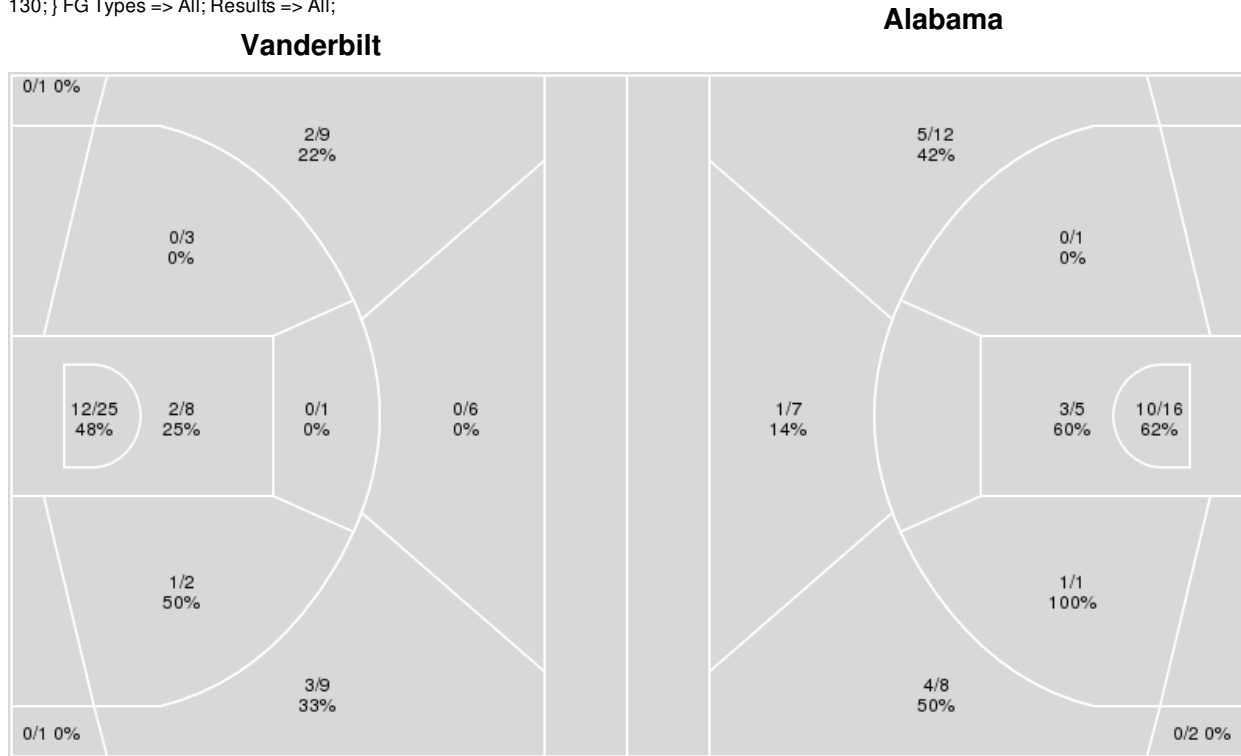
Points from	ALA	VAN
Turnovers	7	10
Paint	16	12
Second Chance	10	5
Fast Breaks	10	11
Bench	9	6

	Period by Period Scoring	
	2 <sup>nd</sup>	TOT
ALA	40	40
VAN	31	31



**Officials:** Keith Kimble, Lee Cassell, Todd Austin

{ Players => 0, 1, 2, 3, 4, 5, 10, 11, 13, 14, 15, 20, 21, 24, 42, 50, 55, 130; } FG Types => All; Results => All;



Vanderbilt	M/A	%
Field Goals	20/65	31
2 Points	15/39	38
3 Points	5/26	19
Free Throws	17/20	85

Alabama	M/A	%
Field Goals	24/52	46
2 Points	14/23	61
3 Points	10/29	34
Free Throws	19/29	66



**Alabama at Vanderbilt**

01/23/20 Memorial Gymnasium, Nashville  
2019-20 Men's Basketball

Game Time: 2:00 AM  
Game Duration: 2:02  
Attendance: 9,019

Officials: Keith Kimble, Lee Cassell, Todd Austin

**Alabama**

No	Name	Mins		Score		Points Diff		Points per Min		Assists		Rebounds		Steals		Turnovers	
		On	Off	On	Off	On	Off	On	Off	On	Off	On	Off	On	Off	On	Off
0	Javian Davis	12:13	27:47	29 - 16	48 - 46	13	2	2.37	1.73	6	6	17	34	4	1	8	17
1	Herbert Jones	23:09	16:51	58 - 28	19 - 34	30	-15	2.51	1.13	10	2	29	22	4	1	12	13
2	Kira Lewis Jr.	34:44	05:16	73 - 56	4 - 6	17	-2	2.10	0.76	12	0	44	7	4	1	22	3
3	Alex Reese	23:53	16:07	43 - 41	34 - 21	2	13	1.80	2.11	5	7	29	22	3	2	17	8
5	Jaden Shackelford	28:48	11:12	49 - 47	28 - 15	2	13	1.70	2.50	6	6	33	18	2	3	16	9
11	James Bolden	21:15	18:45	40 - 37	37 - 25	3	12	1.88	1.97	7	5	29	22	4	1	14	11
12	Jaylen Forbes	08:35	31:25	11 - 16	66 - 46	-5	20	1.28	2.10	1	11	14	37	0	5	9	16
23	John Petty Jr.	35:15	04:45	67 - 53	10 - 9	14	1	1.90	2.11	11	1	43	8	4	1	20	5
30	Galin Smith	12:08	27:52	15 - 16	62 - 46	-1	16	1.24	2.22	2	10	17	34	0	5	7	18

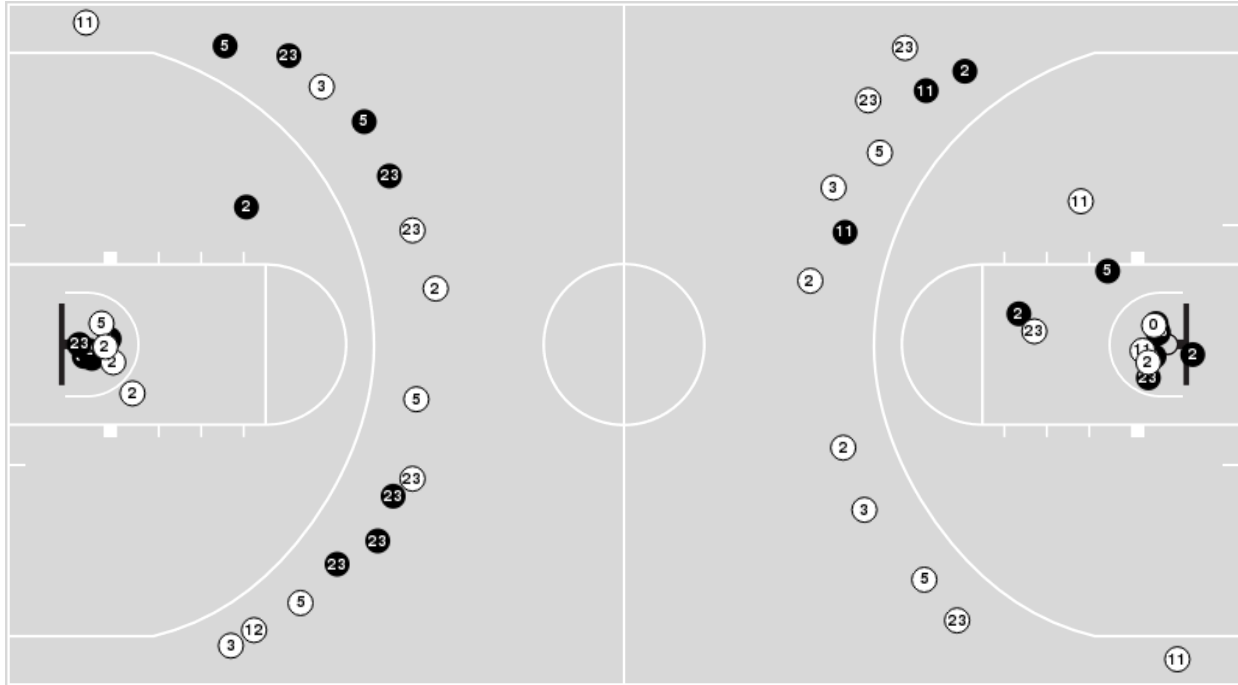
**Vanderbilt**

No	Name	Mins		Score		Points Diff		Points per Min		Assists		Rebounds		Steals		Turnovers	
		On	Off	On	Off	On	Off	On	Off	On	Off	On	Off	On	Off	On	Off
0	Saben Lee	35:49	04:11	53 - 71	9 - 6	-18	3	1.48	2.15	6	2	26	6	13	0	10	1
1	Dylan Disu	28:33	11:27	45 - 58	17 - 19	-13	-2	1.58	1.48	5	3	24	8	9	4	9	2
2	Scotty Pippen Jr.	29:07	10:53	40 - 51	22 - 26	-11	-4	1.37	2.02	7	1	27	5	9	4	10	1
3	Maxwell Evans	33:43	06:17	54 - 57	8 - 20	-3	-12	1.60	1.27	8	0	25	7	11	2	7	4
4	Jordan Wright	22:18	17:42	41 - 53	21 - 24	-12	-3	1.84	1.19	5	3	18	14	9	4	7	4
11	Braelee Albert	16:29	23:31	25 - 28	37 - 49	-3	-12	1.52	1.57	4	4	10	22	5	8	3	8
13	Matthew Moyer	09:04	30:56	23 - 20	39 - 57	3	-18	2.54	1.26	3	5	9	23	3	10	1	10
14	Isaiah Rice	02:54	37:06	5 - 5	57 - 72	0	-15	1.72	1.54	0	8	2	30	0	13	0	11
50	Ejike Obinna	14:07	25:53	13 - 27	49 - 50	-14	-1	0.92	1.89	1	7	13	19	5	8	7	4
55	Oton Jankovic	07:56	32:04	11 - 15	51 - 62	-4	-11	1.39	1.59	1	7	6	26	1	12	1	10

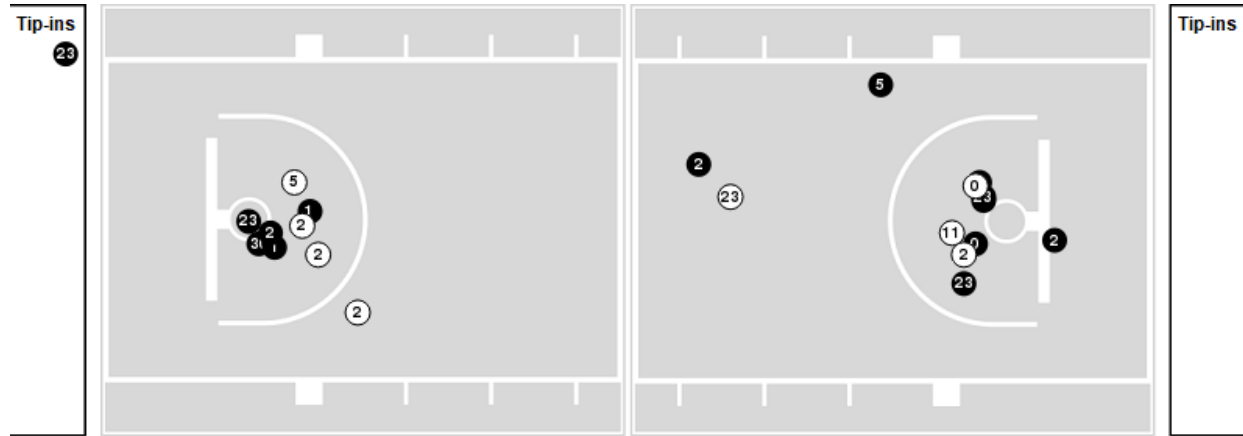


Players => AllFG Types=>AllResults=>All  
**Alabama**

**All Field Goals**



**Blow Up Chart**



**N** Made    **O** Missed    N - Player Number

Alabama	M/A	%
Field Goals	24/52	46
2 Points	14/23	61
3 Points	10/29	34
Free Throws	19/29	66

Alabama	M/A	%
Points in the Paint	26 (13 / 21)	62
Fast Break Points	18 (9/13)	69
Second Chance Points	12 (7/12)	58
Effective FG%	56	

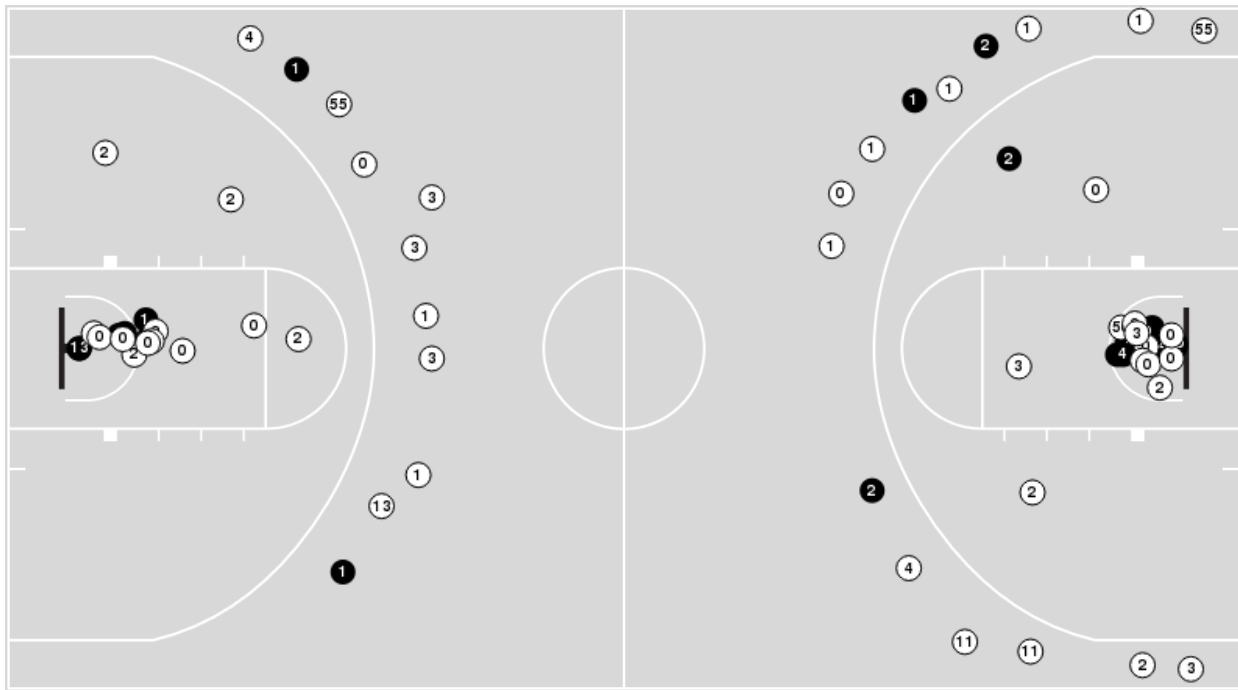


**Officials:** Keith Kimble, Lee Cassell, Todd Austin

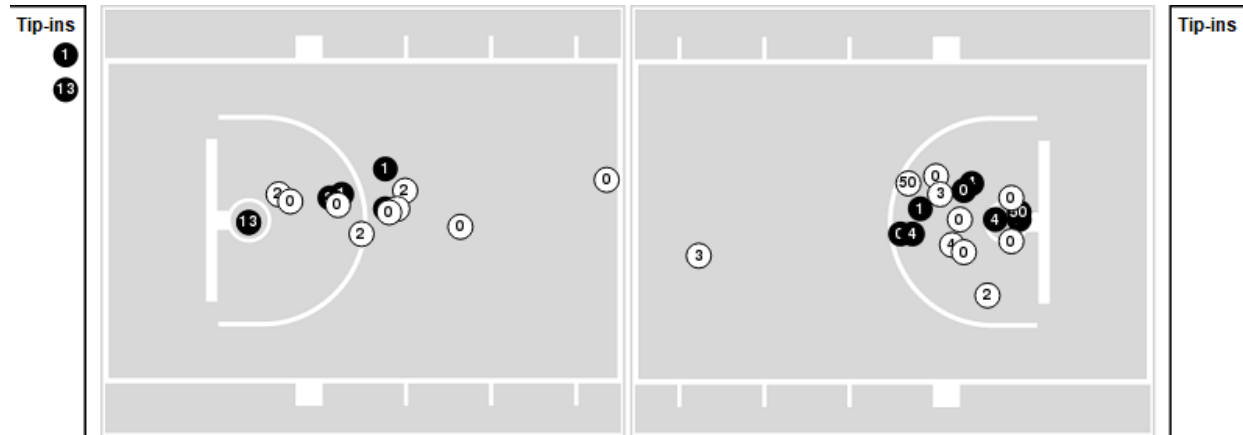
Players => 0, 1, 2, 3, 4, 5, 10, 11, 13, 14, 15, 20, 21, 24, 42, 50, 55, 130FG Types=>AllResults=>All

### Vanderbilt

#### All Field Goals



#### Blow Up Chart



● Made    ○ Missed    N - Player Number

Vanderbilt	M/A	%
Field Goals	20/65	31
2 Points	15/39	38
3 Points	5/26	19
Free Throws	17/20	85

Vanderbilt	M/A	%
Points in the Paint	28 (14 / 33)	42
Fast Break Points	17 (11/11)	100
Second Chance Points	7 (4/8)	50
Effective FG%	35	



**Alabama at Vanderbilt**

01/23/20 Memorial Gymnasium, Nashville  
2019-20 Men's Basketball

**Game Time:** 2:00 AM  
**Game Duration:** 2:02  
**Attendance:** 9,019

**Officials:** Keith Kimble, Lee Cassell, Todd Austin

**Alabama**

Lineup	Quarter On	Time On	Quarter Off	Time Off	Time on Court	Score	Score Diff	Reb	Stl	Tov	Ass	PPP
1- Jones H/ 2- Lewis Jr. K/ 3- Reese A/ 5- Shackelford J/ 23- Petty Jr. J/	1	20:00	1	16:07	03:53	11-6	5	4	0	1	2	1.8333
2- Lewis Jr. K/ 5- Shackelford J/ 11- Bolden J/ 23- Petty Jr. J/ 30- Smith G/	1	16:07	1	14:55	01:12	2-1	1	1	0	1	1	1.0000
2- Lewis Jr. K/ 11- Bolden J/ 12- Forbes J/ 23- Petty Jr. J/ 30- Smith G/	1	14:55	1	14:05	00:50	0-2	-2	1	0	2	0	0.0000
1- Jones H/ 2- Lewis Jr. K/ 11- Bolden J/ 12- Forbes J/ 30- Smith G/	1	14:05	1	13:04	01:01	2-0	2	2	0	0	0	1.0000
0- Davis J/ 1- Jones H/ 2- Lewis Jr. K/ 3- Reese A/ 11- Bolden J/	1	13:04	1	12:28	00:36	3-2	1	0	1	1	1	1.2295
0- Davis J/ 1- Jones H/ 3- Reese A/ 11- Bolden J/ 23- Petty Jr. J/	1	12:28	1	12:28	00:00	0-0	0	0	0	0	0	0.0000
0- Davis J/ 3- Reese A/ 11- Bolden J/ 12- Forbes J/ 23- Petty Jr. J/	1	12:28	1	11:57	00:31	0-0	0	1	0	0	0	0.0000
0- Davis J/ 3- Reese A/ 5- Shackelford J/ 11- Bolden J/ 23- Petty Jr. J/	1	11:57	1	11:24	00:33	0-0	0	0	1	1	0	0.0000
0- Davis J/ 2- Lewis Jr. K/ 3- Reese A/ 5- Shackelford J/ 23- Petty Jr. J/	1	11:24	1	10:34	00:50	0-1	-1	2	0	1	0	0.0000
1- Jones H/ 2- Lewis Jr. K/ 3- Reese A/ 5- Shackelford J/ 23- Petty Jr. J/	1	10:34	1	09:59	00:35	3-1	2	1	0	0	0	1.5000
1- Jones H/ 2- Lewis Jr. K/ 5- Shackelford J/ 23- Petty Jr. J/ 30- Smith G/	1	09:59	1	08:58	01:01	3-2	1	1	0	0	1	1.5000
0- Davis J/ 2- Lewis Jr. K/ 5- Shackelford J/ 23- Petty Jr. J/ 30- Smith G/	1	08:58	1	07:21	01:37	2-2	0	2	0	1	0	1.0000
2- Lewis Jr. K/ 3- Reese A/ 11- Bolden J/ 12- Forbes J/ 23- Petty Jr. J/	1	07:21	1	04:21	03:00	5-7	-2	5	0	4	1	0.7143
2- Lewis Jr. K/ 5- Shackelford J/ 11- Bolden J/ 23- Petty Jr. J/ 30- Smith G/	1	04:21	1	02:42	01:39	1-3	-2	2	0	0	0	0.5319
0- Davis J/ 1- Jones H/ 2- Lewis Jr. K/ 5- Shackelford J/ 23- Petty Jr. J/	1	02:42	1	00:41	02:01	5-4	1	2	0	2	1	1.2887
1- Jones H/ 2- Lewis Jr. K/ 3- Reese A/ 5- Shackelford J/ 23- Petty Jr. J/	1	00:41	1	00:09	00:31	0-0	0	2	0	1	0	0.0000
5- Shackelford J/ 11- Bolden J/ 12- Forbes J/ 23- Petty Jr. J/ 30- Smith G/	1	00:09	2	20:00	00:10	0-0	0	1	0	0	0	0.0000
1- Jones H/ 2- Lewis Jr. K/ 3- Reese A/ 5- Shackelford J/ 23- Petty Jr. J/	2	20:00	2	15:34	04:26	5-4	1	5	1	3	1	0.7143
0- Davis J/ 1- Jones H/ 2- Lewis Jr. K/ 11- Bolden J/ 23- Petty Jr. J/	2	15:34	2	13:04	02:30	11-0	11	4	2	0	3	1.9504
0- Davis J/ 1- Jones H/ 2- Lewis Jr. K/ 11- Bolden J/ 12- Forbes J/	2	13:04	2	12:21	00:43	0-0	0	2	0	1	0	0.0000
1- Jones H/ 5- Shackelford J/ 12- Forbes J/ 23- Petty Jr. J/ 30- Smith G/	2	12:21	2	11:50	00:31	0-0	0	0	0	0	0	0.0000
1- Jones H/ 3- Reese A/ 5- Shackelford J/ 23- Petty Jr. J/ 30- Smith G/	2	11:50	2	10:19	01:31	3-2	1	2	0	2	0	0.8721
3- Reese A/ 5- Shackelford J/ 11- Bolden J/ 23- Petty Jr. J/ 30- Smith G/	2	10:19	2	09:04	01:15	1-2	-1	1	0	0	0	0.6944
2- Lewis Jr. K/ 3- Reese A/ 5- Shackelford J/ 11- Bolden J/ 30- Smith G/	2	09:04	2	08:28	00:36	1-0	1	2	0	1	0	0.6944
3- Reese A/ 5- Shackelford J/ 11- Bolden J/ 12- Forbes J/ 30- Smith G/	2	08:28	2	07:43	00:45	0-2	-2	2	0	0	0	0.0000
0- Davis J/ 1- Jones H/ 2- Lewis Jr. K/ 11- Bolden J/ 23- Petty Jr. J/	2	07:43	2	05:42	02:01	7-4	3	3	0	1	1	1.1905
0- Davis J/ 2- Lewis Jr. K/ 5- Shackelford J/ 11- Bolden J/ 23- Petty Jr. J/	2	05:42	2	04:51	00:51	1-3	-2	1	0	0	0	0.6944
2- Lewis Jr. K/ 3- Reese A/ 5- Shackelford J/ 11- Bolden J/ 23- Petty Jr. J/	2	04:51	2	02:53	01:58	2-6	-4	1	0	0	0	0.5000
1- Jones H/ 2- Lewis Jr. K/ 3- Reese A/ 5- Shackelford J/ 23- Petty Jr. J/	2	02:53	2	01:04	01:49	5-3	2	1	0	0	0	1.8116
2- Lewis Jr. K/ 3- Reese A/ 5- Shackelford J/ 11- Bolden J/ 23- Petty Jr. J/	2	01:04	2	01:04	00:00	0-0	0	0	0	0	0	0.0000
2- Lewis Jr. K/ 3- Reese A/ 5- Shackelford J/ 11- Bolden J/ 12- Forbes J/	2	01:04	2	00:00	01:04	4-5	-1	0	0	2	0	1.0638



**Alabama at Vanderbilt**

01/23/20 Memorial Gymnasium, Nashville  
2019-20 Men's Basketball

**Game Time:** 2:00 AM  
**Game Duration:** 2:02  
**Attendance:** 9,019

**Officials:** Keith Kimble, Lee Cassell, Todd Austin

**Vanderbilt**

Lineup	Quarter On	Time On	Quarter Off	Time Off	Time on Court	Score	Score Diff	Reb	Stl	Tov	Ass	PPP
0- Lee S/ 1- Disu D/ 3- Evans M/ 4- Wright J/ 11- Albert B/	1	20:00	1	14:55	05:05	7-13	-6	1	1	0	0	0.8294
0- Lee S/ 1- Disu D/ 3- Evans M/ 4- Wright J/ 50- Obinna E/	1	14:55	1	14:09	00:46	2-0	2	1	1	0	0	1.0000
0- Lee S/ 1- Disu D/ 2- Pippen Jr. S/ 4- Wright J/ 50- Obinna E/	1	14:09	1	12:28	01:41	2-4	-2	2	1	2	0	0.5000
2- Pippen Jr. S/ 3- Evans M/ 4- Wright J/ 50- Obinna E/ 55- Jankovic O/	1	12:28	1	11:24	01:04	0-1	-1	1	0	1	0	0.0000
0- Lee S/ 2- Pippen Jr. S/ 3- Evans M/ 50- Obinna E/ 55- Jankovic O/	1	11:24	1	10:34	00:50	1-0	1	1	1	0	0	0.4098
0- Lee S/ 1- Disu D/ 2- Pippen Jr. S/ 3- Evans M/ 55- Jankovic O/	1	10:34	1	09:59	00:35	1-3	-2	1	0	0	0	0.6944
0- Lee S/ 2- Pippen Jr. S/ 3- Evans M/ 50- Obinna E/ 55- Jankovic O/	1	09:59	1	08:27	01:32	4-3	1	1	0	0	1	1.3333
0- Lee S/ 2- Pippen Jr. S/ 3- Evans M/ 11- Albert B/ 50- Obinna E/	1	08:27	1	06:43	01:44	0-4	-4	2	0	1	0	0.0000
0- Lee S/ 2- Pippen Jr. S/ 3- Evans M/ 4- Wright J/ 11- Albert B/	1	06:43	1	04:21	02:22	7-3	4	1	3	0	2	1.4000
0- Lee S/ 1- Disu D/ 2- Pippen Jr. S/ 3- Evans M/ 4- Wright J/	1	04:21	1	03:56	00:25	0-0	0	0	0	0	0	0.0000
0- Lee S/ 1- Disu D/ 2- Pippen Jr. S/ 3- Evans M/ 11- Albert B/	1	03:56	2	16:38	07:18	11-8	3	6	1	2	2	0.9259
0- Lee S/ 1- Disu D/ 2- Pippen Jr. S/ 3- Evans M/ 4- Wright J/	2	16:38	2	15:34	01:04	0-3	-3	1	0	1	0	0.0000
0- Lee S/ 1- Disu D/ 2- Pippen Jr. S/ 4- Wright J/ 50- Obinna E/	2	15:34	2	13:23	02:11	0-11	-11	2	0	2	0	0.0000
0- Lee S/ 1- Disu D/ 2- Pippen Jr. S/ 3- Evans M/ 50- Obinna E/	2	13:23	2	11:20	02:03	2-0	2	2	2	1	0	0.5155
0- Lee S/ 2- Pippen Jr. S/ 3- Evans M/ 50- Obinna E/ 55- Jankovic O/	2	11:20	2	10:19	01:01	0-3	-3	0	0	0	0	0.0000
0- Lee S/ 3- Evans M/ 14- Rice I/ 50- Obinna E/ 55- Jankovic O/	2	10:19	2	09:04	01:15	2-1	1	1	0	0	0	1.5152
0- Lee S/ 3- Evans M/ 13- Moyer M/ 14- Rice I/ 55- Jankovic O/	2	09:04	2	08:25	00:39	0-1	-1	0	0	0	0	0.0000
0- Lee S/ 4- Wright J/ 13- Moyer M/ 14- Rice I/ 55- Jankovic O/	2	08:25	2	07:25	01:00	3-3	0	1	0	0	0	2.0833
0- Lee S/ 1- Disu D/ 2- Pippen Jr. S/ 4- Wright J/ 13- Moyer M/	2	07:25	2	06:00	01:25	3-2	1	2	1	0	0	0.9036
1- Disu D/ 2- Pippen Jr. S/ 3- Evans M/ 4- Wright J/ 13- Moyer M/	2	06:00	2	02:53	03:07	9-5	4	5	0	0	2	1.5000
0- Lee S/ 1- Disu D/ 2- Pippen Jr. S/ 3- Evans M/ 13- Moyer M/	2	02:53	2	02:08	00:45	0-1	-1	0	0	0	0	0.0000
0- Lee S/ 1- Disu D/ 3- Evans M/ 4- Wright J/ 13- Moyer M/	2	02:08	2	00:00	02:08	8-8	0	1	2	1	1	1.7241



**Alabama at Vanderbilt**

01/23/20 Memorial Gymnasium, Nashville  
2019-20 Men's Basketball

**Game Time:** 2:00 AM  
**Game Duration:** 2:02  
**Attendance:** 9,019

**Officials:** Keith Kimble, Lee Cassell, Todd Austin

**Alabama**

Lineup	Time	Score	Score Diff	Pts/Min	Reb	Stl	Tov	Ass	PPP
1- Jones H/ 2- Lewis Jr. K/ 3- Reese A/ 5- Shackelford J/ 23- Petty Jr. J/	08:50	16-10	6	1.8113	11	1	5	3	1.1429
2- Lewis Jr. K/ 3- Reese A/ 11- Bolden J/ 12- Forbes J/ 23- Petty Jr. J/	03:00	5-7	-2	1.6667	5	0	4	1	0.7143
0- Davis J/ 1- Jones H/ 2- Lewis Jr. K/ 11- Bolden J/ 23- Petty Jr. J/	02:30	11-0	11	4.4000	4	2	0	3	1.9504
1- Jones H/ 2- Lewis Jr. K/ 3- Reese A/ 5- Shackelford J/ 23- Petty Jr. J/	02:24	8-4	4	3.3333	2	0	0	0	1.6807
0- Davis J/ 1- Jones H/ 2- Lewis Jr. K/ 5- Shackelford J/ 23- Petty Jr. J/	02:01	5-4	1	2.4793	2	0	2	1	1.2887
0- Davis J/ 1- Jones H/ 2- Lewis Jr. K/ 11- Bolden J/ 23- Petty Jr. J/	02:01	7-4	3	3.4711	3	0	1	1	1.1905
2- Lewis Jr. K/ 3- Reese A/ 5- Shackelford J/ 11- Bolden J/ 23- Petty Jr. J/	01:58	2-6	-4	1.0169	1	0	0	0	0.5000
2- Lewis Jr. K/ 5- Shackelford J/ 11- Bolden J/ 23- Petty Jr. J/ 30- Smith G/	01:39	1-3	-2	0.6061	2	0	0	0	0.5319
0- Davis J/ 2- Lewis Jr. K/ 5- Shackelford J/ 23- Petty Jr. J/ 30- Smith G/	01:37	2-2	0	1.2371	2	0	1	0	1.0000
1- Jones H/ 3- Reese A/ 5- Shackelford J/ 23- Petty Jr. J/ 30- Smith G/	01:31	3-2	1	1.9780	2	0	2	0	0.8721
3- Reese A/ 5- Shackelford J/ 11- Bolden J/ 23- Petty Jr. J/ 30- Smith G/	01:15	1-2	-1	0.8000	1	0	0	0	0.6944
2- Lewis Jr. K/ 5- Shackelford J/ 11- Bolden J/ 23- Petty Jr. J/ 30- Smith G/	01:12	2-1	1	1.6667	1	0	1	1	1.0000
2- Lewis Jr. K/ 3- Reese A/ 5- Shackelford J/ 11- Bolden J/ 12- Forbes J/	01:04	4-5	-1	3.7500	0	0	2	0	1.0638
1- Jones H/ 2- Lewis Jr. K/ 11- Bolden J/ 12- Forbes J/ 30- Smith G/	01:01	2-0	2	1.9672	2	0	0	0	1.0000
1- Jones H/ 2- Lewis Jr. K/ 5- Shackelford J/ 23- Petty Jr. J/ 30- Smith G/	01:01	3-2	1	2.9508	1	0	0	1	1.5000
0- Davis J/ 2- Lewis Jr. K/ 5- Shackelford J/ 11- Bolden J/ 23- Petty Jr. J/	00:51	1-3	-2	1.1765	1	0	0	0	0.6944
2- Lewis Jr. K/ 11- Bolden J/ 12- Forbes J/ 23- Petty Jr. J/ 30- Smith G/	00:50	0-2	-2	0.0000	1	0	2	0	0.0000
0- Davis J/ 2- Lewis Jr. K/ 3- Reese A/ 5- Shackelford J/ 23- Petty Jr. J/	00:50	0-1	-1	0.0000	2	0	1	0	0.0000
3- Reese A/ 5- Shackelford J/ 11- Bolden J/ 12- Forbes J/ 30- Smith G/	00:45	0-2	-2	0.0000	2	0	0	0	0.0000
0- Davis J/ 1- Jones H/ 2- Lewis Jr. K/ 11- Bolden J/ 12- Forbes J/	00:43	0-0	0	0.0000	2	0	1	0	0.0000
0- Davis J/ 1- Jones H/ 2- Lewis Jr. K/ 3- Reese A/ 11- Bolden J/	00:36	3-2	1	5.0000	0	1	1	1	1.2295
2- Lewis Jr. K/ 3- Reese A/ 5- Shackelford J/ 11- Bolden J/ 30- Smith G/	00:36	1-0	1	1.6667	2	0	1	0	0.6944
0- Davis J/ 3- Reese A/ 5- Shackelford J/ 11- Bolden J/ 23- Petty Jr. J/	00:33	0-0	0	0.0000	0	1	1	0	0.0000
0- Davis J/ 3- Reese A/ 11- Bolden J/ 12- Forbes J/ 23- Petty Jr. J/	00:31	0-0	0	0.0000	1	0	0	0	0.0000
1- Jones H/ 5- Shackelford J/ 12- Forbes J/ 23- Petty Jr. J/ 30- Smith G/	00:31	0-0	0	0.0000	0	0	0	0	0.0000
5- Shackelford J/ 11- Bolden J/ 12- Forbes J/ 23- Petty Jr. J/ 30- Smith G/	00:10	0-0	0	0.0000	1	0	0	0	0.0000
0- Davis J/ 1- Jones H/ 3- Reese A/ 11- Bolden J/ 23- Petty Jr. J/	00:00	0-0	0	NaN	0	0	0	0	0.0000



**Alabama at Vanderbilt**

01/23/20 Memorial Gymnasium, Nashville  
2019-20 Men's Basketball

**Game Time:** 2:00 AM  
**Game Duration:** 2:02  
**Attendance:** 9,019

**Officials:** Keith Kimble, Lee Cassell, Todd Austin

**Vanderbilt**

Lineup	Time	Score	Score Diff	Pts/Min	Reb	Stl	Tov	Ass	PPP
0- Lee S/ 1- Disu D/ 2- Pippen Jr. S/ 3- Evans M/ 11- Albert B/	07:18	11-8	3	1.5068	6	1	2	2	0.9259
0- Lee S/ 1- Disu D/ 3- Evans M/ 4- Wright J/ 11- Albert B/	05:05	7-13	-6	1.3770	1	1	0	0	0.8294
0- Lee S/ 1- Disu D/ 2- Pippen Jr. S/ 4- Wright J/ 50- Obinna E/	03:52	2-15	-13	0.5172	4	1	4	0	0.2222
0- Lee S/ 2- Pippen Jr. S/ 3- Evans M/ 50- Obinna E/ 55- Jankovic O/	03:23	5-6	-1	1.4778	2	1	0	1	0.6720
1- Disu D/ 2- Pippen Jr. S/ 3- Evans M/ 4- Wright J/ 13- Moyer M/	03:07	9-5	4	2.8877	5	0	0	2	1.5000
0- Lee S/ 2- Pippen Jr. S/ 3- Evans M/ 4- Wright J/ 11- Albert B/	02:22	7-3	4	2.9577	1	3	0	2	1.4000
0- Lee S/ 1- Disu D/ 3- Evans M/ 4- Wright J/ 13- Moyer M/	02:08	8-8	0	3.7500	1	2	1	1	1.7241
0- Lee S/ 1- Disu D/ 2- Pippen Jr. S/ 3- Evans M/ 50- Obinna E/	02:03	2-0	2	0.9756	2	2	1	0	0.5155
0- Lee S/ 2- Pippen Jr. S/ 3- Evans M/ 11- Albert B/ 50- Obinna E/	01:44	0-4	-4	0.0000	2	0	1	0	0.0000
0- Lee S/ 1- Disu D/ 2- Pippen Jr. S/ 3- Evans M/ 4- Wright J/	01:29	0-3	-3	0.0000	1	0	1	0	0.0000
0- Lee S/ 1- Disu D/ 2- Pippen Jr. S/ 4- Wright J/ 13- Moyer M/	01:25	3-2	1	2.1176	2	1	0	0	0.9036
0- Lee S/ 3- Evans M/ 14- Rice I/ 50- Obinna E/ 55- Jankovic O/	01:15	2-1	1	1.6000	1	0	0	0	1.5152
2- Pippen Jr. S/ 3- Evans M/ 4- Wright J/ 50- Obinna E/ 55- Jankovic O/	01:04	0-1	-1	0.0000	1	0	1	0	0.0000
0- Lee S/ 4- Wright J/ 13- Moyer M/ 14- Rice I/ 55- Jankovic O/	01:00	3-3	0	3.0000	1	0	0	0	2.0833
0- Lee S/ 1- Disu D/ 3- Evans M/ 4- Wright J/ 50- Obinna E/	00:46	2-0	2	2.6087	1	1	0	0	1.0000
0- Lee S/ 1- Disu D/ 2- Pippen Jr. S/ 3- Evans M/ 13- Moyer M/	00:45	0-1	-1	0.0000	0	0	0	0	0.0000
0- Lee S/ 3- Evans M/ 13- Moyer M/ 14- Rice I/ 55- Jankovic O/	00:39	0-1	-1	0.0000	0	0	0	0	0.0000
0- Lee S/ 1- Disu D/ 2- Pippen Jr. S/ 3- Evans M/ 55- Jankovic O/	00:35	1-3	-2	1.7143	1	0	0	0	0.6944