



This Game:
American / SEC Alliance
SMU Mustangs (10-2)
at
VANDERBILT Commodores (8-4)
Saturday, January 4
8 p.m. CT
Nashville, Tennessee
Memorial Gymnasium (14,316)
TV: SEC Network
(Richard Cross, Barry Booker)
SMU Radio: KAAM 770 AM
Tuneln App - SMU, SMU App
(Rich Phillips, Scott Garner)
#PonyUp

Next Game:
UCF Knights
at SMU Mustangs
Wednesday, Jan. 8 - 7pm CT
Dallas, Texas - David B. Miller Court
Moody Coliseum (7,000)
TV: ESPN3
SMU Radio: KAAM 770 AM
Tuneln App - SMU, SMU App
(Rich Phillips, Scott Garner)
#PonyUp

Following Game:
SMU Mustangs
at ECU Pirates
Saturday, Jan. 11 - 2pm ET/1pm CT
Greenville, N.C. - Williams Arena at
Minges Coliseum (7,100)
TV: ESPN3
SMU Radio: KAAM 770 AM
Tuneln App - SMU, SMU App
(Rich Phillips, Scott Garner)
#PonyUp

Head Coach **Tim Jankovich**
Overall **238-161 (13th Year)**
At SMU **81-40 (4th Year)**
Location (Enrollment) **Dallas, Texas (11,789)**
Conference **American Athletic**
Colors **Red & Blue**
Arena **Moody Coliseum (7,000)**
Court **David B. Miller Court**
President **Dr. R. Gerald Turner**
Director of Athletics **Rick Hart**
Basketball SID **Herman Hudson / hermanh@smu.edu**
Office/Cell Phone **214-768-1304 / 214-924-0358**
..... Josh Poteet / jpotet@smu.edu
..... Lindsey Olsen / lolsen@smu.edu
Web Site **SMUMustangs.com**
Facebook **/SMUMustangs, /SMUBasketball**
Twitter **@SMUMustangs, @SMUBasketball,**
..... @CoachJankSMU, #PonyUp, #MoodyMagic
Instagram **@SMU.Mustangs, @SMUBasketball**
Mobile App **SMUMustangs.com/App**
Credentials/Articles **SMUMustangs.com/media**

SMU Basketball
70 All-League 1st Team Honors
24 Selections In The NBA Draft
16 Conference Titles
17 Postseasons
12 NCAA Tournaments
12 League Players Of The Year
9 All-Americans (12 honors)
1 Final Four

2019-20 Honors
2019 Southwestern Showdown presented by Engage Telehealth Champions (4-0)
All-Tournament - Kendrick Davis (MVP), Feron Hunt, Tyson Jolly
AAC Weekly Honor Roll • Tyson Jolly (N11) • Isiaha Mike (N18, D23) • Feron Hunt (N25, D30)
#MoodyMagic - Since renovation for 2013-14 season
In the AP Top 20 in 4 of 6 seasons, reaching as high as No. 8
Top six seasons attendance totals in SMU history
2014-15 & 2016-17 AAC Season & Tournament Champs, NCAA Tournament
2014 NIT Finalist • 2015-16 Continental Tire Las Vegas Classic Champions
3 NBA Draft Picks • 3 AAC Players of the Year • 3 AP All-America Honorable Mention • Academic All-American • 2 Wooden Award Watch List • 3 Naismith Trophy Watch List • Karl Malone Award Watch List • 2 Bob Cousy Award Watch List • 2 Lute Olson Award Watch List • Jerry West Award Watch List • Oscar Robertson Trophy Watch List • 10 NABC All-District • 4 USBWA All-District • 2 NABC College All-Stars • 4 All-AAC 1st Team • 8 All-AAC 2nd Team • 3 AAC Sixth Man of the Year • 2 NABC Good Works Team Nominees • 2 Senior CLASS Award Nominees

No.	Name	Pos.	Ht.	Wt.	Yr.-Exp.	Hometown (Previous School / High School)
PROBABLE STARTERS						
0	Tyson Jolly	G	6-4	190	Jr.-JC	Muskogee, Okla. (Trinity Valley CC/Baylor/Putnam City West HS)
1	Feron Hunt	F	6-8	195	So.-1L	DeSoto, Texas (DeSoto HS)
3	Kendric Davis	G	5-11	180	So.-TR	Houston, Texas (TCU / Sam Houston HS)
15	Isiaha Mike	F	6-8	215	Jr.-1L	Scarborough, Ontario (Trinity Int'l [Nevada]/Duchesne)
25	Ethan Chargois	F	6-9	235	Jr.-2L	Tulsa, Okla. (Union HS)
RESERVES						
2	Darius McNeill	G	6-3	185	Jr.-TR	Houston, Texas (California / Westfield HS)
4	Charles Smith IV	G	6-5	185	Fr.-HS	Atlanta, Georgia (Wheeler HS)
5	Emmanuel Bandoumel	G	6-4	180	So.-JC	Quebec City, Quebec (Hill College [Texas] / de Brebeuf HS)
13	CJ White	G	6-5	215	So.-1L	Little Rock, Ark. (Parkview HS)
14	William Douglas	G	6-5	193	Jr.-2L	Memphis, Tenn. (Christian Brothers)
20	Grant Youngkin	G	6-3	190	Jr.-TR	Washington, D.C. (St. Alban's/Rice)
21	Jahmar Young Jr.	F	6-9	215	So.-1L	Oak Cliff, Texas (DeSoto HS)
22	Isiah Jasey	F	6-10	250	Jr.-TR	Killeen, Texas (Texas A&M/Sunrise Christian Academy [Kansas])
23	Alex Tabor Jr.	G	6-2	175	Fr.-HS	Charlotte, N.C. (Charlotte Country Day)
24	Everett Ray	F	6-7	220	So.-1L	Irving, Texas (Trinity Christian Academy)
33	Darius McBride	G	6-4	190	Fr.-HS	Cedar Park, Texas (Austin Westlake HS)

Head Coach: Tim Jankovich (Kansas State, 1982)
Associate Head Coach: K.T. Turner (Oklahoma City, 2003)
Assistant Coach: Jay Duncan (Villanova, 2012)
Assistant Coach: Yaphett King (Cal State Fullerton, 2005)
Director of Basketball Operations: Sean Stout (North Carolina, 2010)
Director of Player Development: Nemanja Jovanovic (University of Belgrade, 2009)
Video Coordinator: Jon Ekey (Illinois State, 2013)
Director of Recruiting: Mike Hatch (UT Pan American, 1983)
Graduate Managers: Chamberlain "Champ" Oguchi (Illinois State, 2009), Joe Popovich Jr. (Creighton, 2018)
Director of Basketball Athletic Performance: Mark Mitchell (Eastern Michigan, 2010)
Athletic Trainer: Warren Young (SMU, 2000)
Pronunciations: Emmanuel Bandoumel (ban-do-mel), Ethan Chargois (shag-wah), Feron Hunt (feh-ron); Tim Jankovich (jank-o-vich), Isiah Jasey (jay-see)

SMU closes non-conference play at Vanderbilt on Saturday. This game is one of four that are part of the American / SEC Alliance, which are all home-and-home series. Vanderbilt will visit Moody Coliseum in 2020-21.

SMU improved to 10-2 overall with an 82-64 win against USF in the American Athletic Conference opener on New Year's Day. Four Mustangs scored in double figures for the seventh straight game. Isiaha Mike led the way with 24 points. He also had three steals, his fifth straight game with three or more. Kendrick Davis had 12 points nine assists to extend his streak of games with at least five assists to seven. Emmanuel Bandoumel had a career-high 12 points while Tyson Jolly added 14 points and a team-high six rebounds.

SMU vs Vanderbilt (6-15)
H: 5-5 A: 1-10 N: 0-0 OT: 0-2
1989-90 N27 H L 60-65
1990-91 D22 A L 65-68
1991-92 N30 H L 55-67
1992-93 D12 A L 86-95

SMU vs UCF (11-9) (9-9 +)
H: 7-2 A: 3-6 N: 1-1 OT: 1-0 (H: 6-1 A: 1-4 +)
C-USA: 3-5 H: 3-1 A: 0-4 OT: 1-0 TOUR: 0-1
AAC 7-3 H 4-1 A 3-2 (5-3 H 3-1 A 2-2 +) TOUR: 1-0
2015-16 J10 H~ W [15/] 88-73
2016-17 J25 A~ W [rv/rv] 65-60
M11 N# W [12/15] 70-59
2017-18 D27 H~ W [rv/-] 56-51
F17 A~ L 37-52
2018-19 F10 H~ L 65-71
F24 A~ L 48-95

2019-20 SCHEDULE AND RESULTS

Day	Date	Opponent (TV) [SMU Rank]	Result	Record
Tue.	N5	Jacksonville State (ESPN3)	W, 74-65	1-0
Tue.	N12	New Orleans (ESPN3)	W, 77-64	2-0
Sat.	N16	Jackson State # (PonyUpTV)	W, 80-63	3-0
Mon.	N18	at [rv/rv] Evansville (ESPN+)	W, 59-57	4-0
Sat.	N23	at UNLV # (Stadium/Facebook)	W, 72-68	5-0
Wed.	N27	Hartford # (ESPN3)	W, 90-58	6-0
Fri.	N29	Abilene Christian # (ESPN3)	W, 70-51	7-0
Tue.	D3	Northwestern St (ESPN3) [rv/-]	W, 77-51	8-0
Sat.	D7	Georgetown (ESPN3) [rv/-]	L, 91-74	8-1
Fri.	D20	at Georgia (SEC Network)	L, 87-85 (2OT)	8-2
Mon.	D23	Georgia State (ESPN3)	W, 85-76	9-2
Wed.	J1	USF * (ESPN3)	W, 82-64	10-2, 1-0
Sat.	J4	at Vanderbilt & (SEC Network)	8pm	
Wed.	J8	UCF * (ESPN3)	7pm	
Sat.	J11	at ECU * (ESPN3)	2pm ET/1pm CT	
Wed.	J15	at [rv/rv] Houston * (CBSSN)	8pm	
Sat.	J18	Temple * (ESPN2 or ESPN3)	7pm	
Wed.	J22	ECU * (ESPN3)	7pm	
Sat.	J25	at [9/11] Memphis * (CBSSN)	3pm	
Tue.	J28	at Cincinnati * (ESPN3)	7pm ET/6pm CT	
Sat.	F1	Tulane * (ESPN3)	7pm	
Sat.	F8	at Temple * (ESPN3)	12pm ET/11am CT	
Wed.	F12	Connecticut * (ESPN3)	6pm	
Sat.	F15	[rv/rv] Houston * (ESPN3)	5pm	
Wed.	F19	at Tulane * (ESPN3)	7pm	
Sat.	F22	at Tulsa * (ESPN3)	5pm	
Tue.	F25	[9/11] Memphis * (CBSSN)	8pm	
Sun.	M1	[24/23] Wichita State * (ESPN3)	3pm	
Wed.	M4	at UCF * (ESPN3)	7pm ET/6pm CT	
Sat.	M7	at USF * (ESPN3)	7pm ET/6pm CT	

March 12-15 AAC Championship (Fort Worth, Texas - Dickies Arena)
Southwestern Showdown Presented by Engage Telehealth & American/SEC Challenge
* American Athletic Conference [AP / Coaches]
KAAM 770 AM (flagship) (Tuneln App - SMU)
Home games on David B. Miller Court at Moody Coliseum (7,000)
Tickets at SMUMustangs.com or 214-SMU-GAME (214-768-4263)
Dates and times subject to change

2 - AAC season & tournament titles ('14-15, '16-17)
3 - In NBA (Sterling Brown, Milwaukee; Shake Milton, Philadelphia; Semi Ojeleye, Boston)
3 - In NBA Draft ('17 Semi Ojeleye, Sterling Brown; '18 Shake Milton)
3 - AAC Players of the Year ('15 & '16 Nic Moore; '17 Semi Ojeleye)
3 - AAC Sixth Man OTY ('15 & '16 Markus Kennedy; '17 Ben Emelogu)
5 - Wins over AP top 15 under Tim Jankovich (high #2 Arizona 11/23/17)
6 - Straight years 100,000+ attendance (top 6 in SMU history)
8-3 - SMU in The American Championship (2015 & 2017 Champs)
46-12 - Regular season non-conference under Tim Jankovich
56-14 - At Moody under Tim Jankovich (started 36-0, 2nd NCAA History)

VANDERBILT **Jerry Stackhouse**
Last Season / SEC **9-23 / 0-18 (14th)**
Postseason **None**
Location / Colors **Nashville, Tennessee / Black and Gold**
Arena **Memorial Gymnasium (14,316)**
SID **Andy Boggs / andy.boggs@vanderbilt.edu**
Website **vucommmodores.com**



Tim Jankovich was named head coach at SMU on July 8, 2016, after four years as associate head coach. He is in his 37th season as a collegiate coach and 13th season as a Division I head coach (228-159). He is 71-38 at SMU entering his fourth season (2019-20) leading the Mustangs. In three seasons at the helm, SMU has won the 2016-17 American Athletic Conference regular season and tournament championships, made the 2017 NCAA Tournament and has five wins over AP top-15 ranked teams. Under Jankovich, SMU is 48-13 at Moody Coliseum.

He previously was head coach at Illinois State (2007-12) and North Texas (1993-97), and as an assistant or head coach, his teams have won seven regular season conference championships and five league tournament titles, made 10 NCAA appearances and have earned eight NIT berths. His career includes serving as an assistant coach for Lon Kruger, Jack Hartman, Eddie Sutton, Kevin Stallings, Bill Self, Larry Brown, Boyd Grant, Gene Iba and Bob Weltlich.

In his seven seasons at SMU, the Mustangs have won The American regular season twice (2014-15, 2016-17), the AAC Tournament twice (2015, 2017) and made the NCAA tournament two times (2015, 2017). SMU also reached the NIT title game in 2014. The Mustangs have garnered three American Athletic Conference Player of the Year honors (Nic Moore 2014-15, 2015-16; Semi Ojeleye in 2016-17) and three AAC Sixth Man of the Year awards (Markus Kennedy 2014-15, 2015-16; Ben Emelogu II 2016-17). In the six seasons in The American, SMU has 12 All-AAC selections. The Mustangs won their first 36 games at Moody Coliseum with Jankovich as the head coach, which is the second-best home start in NCAA history. The program has been in the Associated Press Top 25 in four of the seasons, being ranked as high as No. 8. The Mustangs have four players in the NBA (Semi Ojeleye, Sterling Brown, Ben Moore, Shake Milton), three were selected in the NBA Draft (Semi Ojeleye, Sterling Brown in 2017; Shake Milton in 2018). Nic Moore, Markus Kennedy, Yanick Moreira and Jordan Tolbert are all playing professionally in Europe.

Prior to SMU, he spent five seasons (2007-12) as the head coach at Illinois State, where his teams went 105-64, and made four NIT appearances (2008, 2009, 2010, 2012). He also won at least 20 games and finished in the top-three in the Missouri Valley in each of the NIT seasons. They advanced to the MVC tournament title game three times (2008, 2009, 2012), twice falling in overtime. In his five years at ISU, Jankovich was named IBCA District Coach of the Year four times (2008, 2009, 2010, 2012).

Before arriving at Illinois State, he spent five years as an assistant for Kansas coach Bill Self (one at Illinois and four at Kansas). During that stretch, their teams made five straight NCAA Tournaments, two trips to the Elite Eight and laid the foundation for Kansas' National Title in 2008.

In Jankovich's four years at Kansas, the Jayhawks compiled a 105-29 (.784) record, won three Big 12 regular season titles (2005, 2006, 2007), a pair of Big 12 tournaments (2006, 2007) and advanced to the NCAA Tournament in each campaign. In his final season at Kansas (2006-07), the Jayhawks went 33-5, and advanced to the Elite Eight for the second time in four years. The Jayhawks finished the season ranked No. 2 in both the final Associated Press and ESPN/USA Today polls. KU finished each season of his tenure ranked No. 16 or better.

In his one year as an assistant at Illinois (2002-03), the team finished 25-7, won the Big Ten Tournament and advanced to the second round of the NCAA Tournament. Illinois was No. 11 in the final AP poll.

For the past 30-plus years, Jankovich has played a key role in recruiting and player development. He is responsible for having attracted and coached some of the most accomplished recruiting classes in college basketball and has coached 27 current or former NBA players.

In addition to working under Self, Jankovich has served as an assistant coach for Eddie Sutton, Jack Hartman, Lon Kruger, Boyd Grant, Gene Iba, Bob Weltlich and Kevin Stallings. Other than Kansas and Illinois, he also served on the coaching staffs at UTPA, Kansas State, Texas, Colorado State, Baylor, Oklahoma State and Vanderbilt. In addition, he served as a head coach for four years at the University of North Texas (1993-97) and two seasons at Hutchinson Community College (1997-99).

TIM JANKOVICH HEAD COACHING RECORD

2016-17 Naismith National Coach of the Year Semifinalist, AAC Coach of the Year, USBWA District VII Coach of the Year, NABC All-District 25 Coach

OVERALL		W	L	PCT	H	A	N	OT	
Year	School				W-L	W-L	W-L	W-L	
93-94	North Texas	14	15	.483	8-4	3-9	3-2	0-1	Southland (4th)
94-95	North Texas	14	13	.519	9-5	5-8	0-0	0-0	Southland (4th)
95-96	North Texas	15	13	.536	9-3	5-9	1-1	2-0	Southland (2nd)
96-97	North Texas	10	16	.385	6-6	3-9	1-1	3-1	Big West (5th - East)
07-08	Illinois State	25	10	.714	15-1	7-5	3-4	0-0	NIT, Missouri Valley (2nd)
08-09	Illinois State	24	10	.706	13-2	7-7	4-1	2-5	NIT, Missouri Valley (3rd)
09-10	Illinois State	22	11	.667	12-2	5-7	5-2	0-1	NIT, Missouri Valley (3rd)
10-11	Illinois State	12	19	.387	7-8	2-10	3-1	0-0	Missouri Valley (T-9th)
11-12	Illinois State	21	14	.600	12-3	3-8	6-3	2-2	NIT, Missouri Valley (T-3rd)
15-16	SMU	9	0	1.000	7-0	2-0	0-0	0-0	Served as HC for first 9 games
16-17	SMU	30	5	.857	18-0	8-3	4-2	0-0	AAC RS & T Champs, NCAA
17-18	SMU	17	16	.515	13-5	2-8	2-3	0-0	3 Wins vs AP Top 15
18-19	SMU	15	17	.469	10-8	3-7	2-2	0-0	10-6 With Full Roster
19-20	SMU	10	2	.833	8-1	2-1	0-0	0-1	
TOTALS		238	161	.596	147-48	57-91	34-22	9-11	
					.754	.385	.607	.450	
At SMU		81	40	.669	56-14	17-19	8-7	0-1	
					.800	.472	.533	.000	

CONFERENCE		W	L	PCT	H	A	OT	
Year	School				W-L	W-L	W-L	
93-94	North Texas	9	9	.500	6-3	3-6	0-1	
94-95	North Texas	9	9	.500	5-4	4-5	0-0	
95-96	North Texas	12	6	.667	7-2	5-4	2-0	
96-97	North Texas	5	11	.313	2-6	3-5	2-1	
07-08	Illinois State	13	5	.722	8-1	5-4	0-0	
08-09	Illinois State	11	7	.611	7-2	4-5	2-3	
09-10	Illinois State	11	7	.611	8-1	3-6	0-0	
10-11	Illinois State	4	14	.222	3-6	1-8	0-0	
11-12	Illinois State	9	9	.500	7-2	2-7	1-0	
15-16	SMU	0	0	0.000	0-0	0-0	0-0	
16-17	SMU	17	1	.944	9-0	8-1	0-0	
17-18	SMU	6	12	.333	4-5	2-7	0-0	
18-19	SMU	6	12	.333	4-5	2-7	0-0	
19-20	SMU	1	0	1.000	1-0	0-0	0-0	
TOTALS		113	102	.526	71-37	42-65	7-5	
					.657	.393	.583	
At SMU		30	25	.545	18-10	12-15	0-0	
					.643	.444		

Jankovich guided Hutchinson Community College from 1997-99, going 50-14, posting back-to-back 20-win campaigns and national rankings both seasons. At Vanderbilt (1999-2002), he played a key role that helped lead the Commodores to two NIT appearances in three years (2000, 2002). The core of Jankovich's recruited players at Vanderbilt advanced to the NCAA Sweet 16 in 2004.

One of the winningest players in Kansas State history, he was a four-year starter at point guard (one at Washington State and three years for legendary coach Jack Hartman at KSU). In each of his seasons at KSU, the Wildcats ranked in the top-20 and advanced to the NCAA Tournament. Jankovich played in nine NCAA Tournament games, advancing to the 1981 Elite Eight and the 1982 Sweet 16.

A three-time academic All-American and honorable mention All-Big Eight player, he finished at Kansas State in the school's top-10 in nine categories, including first in season FT pct. (.917) and eighth in career FG pct. (.510). He set the Big Eight Tournament record for single-game assists (14).

Jankovich graduated from Kansas State cum laude in 1982 with a 3.63 GPA in business finance and received his master's degree in radio/television in 1985. He and his wife, Cindy, have a son, Michael.

With the win over USF, SMU has won six straight American Athletic Conference openers and is undefeated in seven AAC home openers

SMU is **46-12** in regular-season non-conference games under Tim Jankovich. The Mustangs are **38-4** at Moody Coliseum in those games, **3-4** in neutral-site games and **5-4** in true road games.

AMERICAN/SEC ALLIANCE: New for 2019-20, The American has entered into a scheduling alliance with the SEC that features four teams from each conference playing home-and-home series over the course of each of the next two seasons. The matchups in the American/SEC Alliance for 2019-20 are Georgia at Memphis, Ole Miss at Wichita State, Houston at South Carolina and **SMU at Vanderbilt**. Houston won the first matchup, defeating South Carolina, 76-56, on Dec. 8 in Columbia, S.C.

QUICK HITS:

- SMU won the Southwestern Showdown presented by Engage Telehealth. SMU went 4-0, winning at UNLV (72-68) and at home versus Jackson State (80-63), Hartford (90-58) and Abilene Christian (70-51). Kendrick Davis was selected MVP with Tyson Jolly & Feron Hunt named all-tournament.
- SMU does not have any seniors this season.
- SMU was among those receiving votes in the AP Poll on Dec. 2. The Mustangs have been in the AP Poll in six of the past seven seasons.
- The Mustangs have had three different players on the AAC Weekly Honor Roll; **Tyson Jolly (Nov. 11), Isiaha Mike (Nov. 18, Dec. 23), Feron Hunt (Nov. 25, Dec. 30).**
- The Mustangs have six players that have scored at least 15 points in a game this season: **Tyson Jolly (9x), Feron Hunt (6x), Isiaha Mike (6x), Kendrick Davis (5x), Ethan Chargois and CJ White.** Jolly, Mike and Davis have had 20-point games.
- SMU has held **9 of 12** opponents below 40% shooting. SMU is **50-3** under Tim Jankovich when holding opponents at or below 40%. SMU's field goal percentage defense is 39.1, which is 5th in the AAC and 55th nationally.
- SMU has outrebounded **9 of 12** opponents. Under Tim Jankovich, SMU is **62-14** when having an advantage on the glass. The rebound margin of +8.2 is 2nd in the AAC and 20th nationally. SMU is averaging 12.3 offensive rebounds (4th AAC, 48th NCAA) and has an offensive rebound percentage of 36.0 (2nd AAC).
- SMU is leading the league and ranks 8th nationally at 79.2% on free throws Isiaha Mike leads the conference at 89.7% (35-39). Kendrick Davis has hit 32-33 so far as a Mustang.
- The Mustangs have had **at least four score in double figures 8 times this season, including the past 7 games** (Kendric Davis has played the past 8 games).
- **Tyson Jolly** is averaging 15.1 points (5th AAC) and 6.9 rebounds (T-12th AAC) while shooting 52.4% overall (8th AAC). Has has 15+ points in 9 of 12 games. He was the first Mustang with 20+ points in each of the first two games since Shake Milton in 2017.
- **Feron Hunt** is averaging 13.5 points (12th AAC) and 7.7 rebounds (6th AAC) while shooting 58.3% (4th AAC). He is 6th in the league lead with 2.7 offensive rebounds per game. He has 9 or more rebounds six times this season and has three double-doubles. As a freshman, he averaged 7.6 points and 6.2 rebounds (T-1st SMU, 9th AAC). He had had at least 7 rebounds in 19 games. He also had 28 blocked shots and 25 steals in 32 games. He shot 55.4% FG as a freshman last season (4th AAC).
- **Isiaha Mike** is averaging 16.8 points (3rd AAC) and 7.6 rebounds (7th AAC) after averaging 11.7 points and 5.4 rebounds last season. He has also made a jump in FG% (53.8, 6th AAC, from 45.3), 3FG% (43.5, 7th AAC, from 36.8) and FT% (89.7, 1st AAC, from 76.3). He has scored in double figures every game this season. Isiaha Mike has 21 steals this season (1.8, T-10th AAC) with 16 of those in the past 5 games (at least 3 each time).

TIM JANKOVICH CAREER TIMELINE		
77-78	Washington State	Student-Athlete
79-82	Kansas State	Student-Athlete
83-84	UT-Pan American	GA
84-86	Kansas State	Asst. Coach
86-87	Texas	Asst. Coach
87-91	Colorado State	Associate HC
91-92	Baylor	Asst. Coach
92-93	Oklahoma State	Asst. Coach
93-97	North Texas	Head Coach
97-99	Hutchinson CC	Head Coach
99-02	Vanderbilt	Asst. Coach
02-03	Illinois	Asst. Coach
03-07	Kansas	Asst. Coach
07-12	Illinois State	Head Coach
12-16	SMU	Associate HC
2016-	SMU	Head Coach

3 NCAAAs ('81 Elite 8, '82 Sweet 16),
3x Academic All-America & Academic All-Big 8

WAC Champs '89, '90, NCAA '89, '90, NIT '88

20-9, Second in Big 8
'94 & '96 Southland Tournament Finals
50-14, 2 NJCAA Tournaments, Top-20 each year
51-41 in 3 years, '00 & '02 NITs
Big Ten Tournament Champs, NCAA 2nd Rnd
105-29 in 4 years, 3 Big 12 Titles ('05, '06, '07),
2 Big 12 Tour. Titles ('06, '07),
4 NCAAAs ('04 & '07 Elite Eight)
106-64 in 5 years, 4 NITs '08, '09, '10, '12,
3 Missouri Valley Tournament Finals '08, '09, '12
2015-16 Las Vegas Classic Champs, Started 18-0, Ranked as high as No. 8; 2015 AAC RS & T Champs, NCAA 2nd Rnd, 2014 NIT Finalist, first ranking since '84-85 2016-17 AAC Season & Tour. Champs, NCAA 2017-18 - 3 Wins vs AP Top 15 2018-19 - 10-6 With Full Roster

TIM JANKOVICH TIMELINE AT SMU	
April 26, 2012	- Named Associate HC for Larry Brown
Nov. 17, 2012	- Signs Sterling Brown, Ben Moore, Yanick Moreira
Dec. 23, 2013	- SMU gets a vote in AP poll, first since Dec. 23, 2003
Jan. 4, 2014	- SMU opens renovated Moody Coliseum; first sellout (7,166) since Nov. 2001
Feb. 10, 2014	- SMU #23 in AP Poll, first ranking since 1984-85
March 16, 2014	- SMU earns No. 1 seed in NIT
April 3, 2014	- Minnesota defeats SMU 65-63 in NIT Final
Sept. 2, 2014	- SMU announces Moody Coliseum sold out of season tickets for 2014-15 season
Oct. 31, 2014	- SMU is #22 in preseason AP & Coaches Polls
Feb. 14, 2015	- [25/25] SMU hosts ESPN College Gameday then defeats Connecticut 73-55
March 8, 2015	- [22/22] SMU def. Tulsa 67-62 to claim AAC title (first at SMU since 1993 SWC)
March 15, 2015	- [20/21] SMU wins The American Tournament 62-54 at UConn (SMU's first since 1988 SWC)
March 19, 2015	- SMU's first NCAA game since 1993 (L, 60-59 vs. UCLA)
Dec. 17, 2015	- Wins 105-72 vs. Hampton to go 9-0 as acting HC, including wins vs. Michigan and at Stanford
Dec. 23, 2015	- SMU wins Las Vegas Classic 70-66 vs. Colorado
Jan. 11, 2016	- SMU #10 in AP, first top-10 since '84-85 (#8 on Jan. 18).
Jan. 19, 2016	- #8 SMU def. Houston 77-73 for 18-0 start, best in SMU history, last unbeaten NCAA DI team (lost 89-80 at Temple on 1/24)
March 3, 2016	- #24 SMU def. Connecticut 80-54 for 25th win, best in regular season at SMU. Finished 25-5.
July 8, 2016	- Named head coach at SMU.
Dec. 20, 2016	- SMU def. Albany 71-53 to finish 10-3 in non-conference with wins over Pittsburgh, TCU & Stanford
Feb. 6, 2017	- SMU ranked No. 25 in AP (20-4, 10-1 AAC)
Feb. 12, 2017	- No. 25 SMU defeats No. 11 Cincinnati 60-51
March 2, 2017	- No. 14 SMU def. Tulsa 93-70 to clinch AAC title
March 3, 2017	- 1 of 10 semifinalists for Naismith Coach OTY
March 4, 2017	- No. 14 SMU defeats Memphis 103-62 to clinch AAC outright
March 7, 2017	- Named USBWA District VII Coach of the Year
March 9, 2017	- Named American Athletic Conference Coach of the Year
March 12, 2017	- #12/15 SMU defeats #15/18 Cincinnati 71-56 for AAC Tournament title, gets #6 seed in NCAA East Region
March 17, 2017	- #11/13 SMU plays in second NCAA Tournament in 3 seasons (L, 66-65 vs USC)
June 22, 2017	- Semi Ojeleye (37th by Boston) and Sterling Brown (46th by Philadelphia, traded to Milwaukee) selected in the NBA Draft
Nov. 18, 2017	- SMU def. UAPB 72-37 to become 29-0 at home under Tim Jankovich, the 2nd-best home start in NCAA history
Nov. 23, 2017	- SMU def. #2/4 Arizona 66-60 in Battle 4 Atlantis, first SMU win over AP #2 since 1967 (Louisville NCAA Reg. SF)
Dec. 2, 2017	- SMU def. #14/18 USC 72-55
Dec. 31, 2017	- SMU def. USF 79-39 (last home win in streak) to reach 36-0 at Moody Coliseum, 2nd-best home start in NCAA history and 33rd straight home win, 2nd-best in SMU history
Jan. 17, 2018	- SMU wins 83-78 at #7/4 Wichita State, 3rd win vs AP top 15 in 2017-18, first SMU win at AP top 10 since 1982
June 21, 2018	- Shake Milton selected 54th in the NBA Draft (by Dallas, traded to Philadelphia)
Dec. 15-16, 2018	- SMU wins 81-73 at Georgetown, tours the U.S. Capitol, museums and monuments in Washington, D.C.
Feb. 21, 2019	- #RedOut - SMU dominates UCONN 77-59 in red to make it five AAC matchups at Moody Coliseum without a loss; all in red jerseys.
Nov. 18, 2019	- SMU wins 59-57 at [r/v] Evansville to improve to 4-0, 10th win under Jankovich over a team ranked or receiving votes.
Nov. 29, 2019	- SMU wins the Southwestern Showdown, going 4-0 with wins at UNLV and at home against Jackson State, Hartford and Abilene Christian.



• **Feron Hunt, Isiaha Mike and Tyson Jolly** are all in the top 15 in the AAC in scoring and rebounding. SMU is the only team with three in the top 15 of both. All three of the Mustangs are also in the top 10 in the league for FG%.

• **Kendric Davis** is averaging 15.0 points and an AAC-best 7.5 assists with 4.6 rebounds and 1.1 steals. He is 32-33 on FTs. Davis has had 5 or more assists in 7 straight games, which is the longest streak at SMU since 2-time AAC Player of the Year Nic Moore did it in 8 consecutive games in 2014-15. [Davis is not in the AAC stat rankings. Have to play in 75% of games to appear in rankings.]

• Four Mustangs have recorded double-doubles this season. **Feron Hunt and Isiaha Mike** have three each, **Tyson Jolly** has two, and **Kendric Davis** has one.

• SMU is **81-40** under Tim Jankovich and **56-14** at Moody Coliseum

• SMU is **46-12** in regular-season non-conference games under Tim Jankovich. The Mustangs are **38-4** at Moody Coliseum in those games, **3-4** in neutral-site games and **5-4** in true road games.

• SMU is **58-33** in AAC play since start of 2014-15 (3rd-best in the league). The Mustangs are **34-12** at Moody Coliseum.

• The win at [rv/rv] Evansville was the 10th victory under Tim Jankovich over a team ranked or receiving votes. It was the first since the 83-78 victory at [7/4] Wichita State on Jan. 17, 2018.

• SMU has 5 wins against AP Top 25 teams under Tim Jankovich (15 games). That is tied for second at SMU. Doc Hayes had 13 from 1947-67.

• SMU has won two American Athletic Conference Championships (2015 & 2017).

• SMU has had three players selected in the NBA Draft since 2017. Sterling Brown and Semi Ojeleye in 2017 and Shake Milton in 2018. Jahmal McMurray was selected in the 2019 NBA G-League Draft.

• The Mustangs have had 12 All-American Athletic Conference honorees in the six seasons of the league, including four first-team selections. SMU is one of three programs to have someone named to the All-American Athletic Conference first or second team in each year of the league (Cincinnati and Memphis).

• SMU Football went 10-2 in the regular season (10-3 overall), and was one of 21 FBS teams with at least 10 regular-season wins. SMU Men's Basketball started 8-0, and was one of the final 14 remaining undefeated teams. SMU and Ohio State were the only FBS programs with at least 10 wins in football that started at least 8-0 start in men's basketball.

INDIVIDUAL AWARDS:

- American Athletic Conference Weekly Honor Roll

Tyson Jolly (Nov. 11 - 21 pts, 8 rebs, 3 asts, 2 steals in win vs season opener)

Isiaha Mike (Nov. 18 - 23.0 pts, 7.5 rebs, 3.5 asts, 7-11 3FG in 2-0 week)

Feron Hunt (Nov. 25 - 14.0 pts, 7.0 rebs in road wins at Evansville & UNLV)

Isiaha Mike (Dec. 23 - 25 pts, 12 rebs, 3 stls, 2 asts at Georgia)

Feron Hunt (Dec. 30 - 18 pts, 7 rebs, 2 asts, 2 blks, stl vs Georgia State)

- Southwestern Showdown All-Tournament

Kendric Davis - MVP (18.0 pts, 7.3 asts, 3.7 rebs, 2.0 stls, 55.9% FGs, 12-12 FTs)

Tyson Jolly (14.3 pts, 6.8 rebs, 3.3 asts, 1.0 blk, 57.1% FGs)

Feron Hunt (15.0 pts, 7.0 rebs, 1.5 blks, 65.6% FGs)

 **Jon Rothstein** @JonRothstein

SMU's Kendric Davis has received a waiver from the NCAA to play immediately this season, per release. Transfer from TCU. Significant American Conference news.

 **Kendric Davis** @150_KD

Thanks to my Mom, Family, teammates, Coaches and everybody who kept me positive through it all ❤️ I really couldn't done it without you guys ❤️ Time to #PONYUP 🏀🏀

 **SMU Basketball** @SMUBasketball · 33m

Great news at practice today! Kendric Davis' NCAA waiver APPROVED! #PonyUp



2019-20 Rankings (Through Jan. 1)				
AMERICAN RANKINGS			NCAA	
ALL GAMES - INDIVIDUAL				
Scoring	3	Mike	16.8	116
	5	Jolly	15.1	233
	12	Hunt	13.5	
Rebounding	6	Hunt	7.7	144
	7	Mike	7.6	152
	12	Jolly	6.9	226
FG Pct.	4	Hunt	0.583	36
	6	Mike	0.538	72
	8	Jolly	0.524	93
Assists				
	1	Mike	0.897	28
FT Pct.	9	Hunt	0.775	225
	T-10	Mike	1.8	138
Steals	7	Mike	0.435	
	T-12	Jolly	0.400	
3PT FGM	3	Mike	2.3	177
	Blocked Shots	T-12	Hunt	1.0
		T-12	Chargois	1.0
Ast/TO Ratio				
	6	Hunt	2.7	117
Off. Rebs.	12	Jolly	2.3	196
	8	Mike	5.6	126
	10	Hunt	5.0	202
Def. Rebs.	14	Jolly	4.6	
	2	Jolly	33.7	117
	7	Hunt	32.2	245
Minutes	11	Mike	30.6	
		Hunt	3	122
		Mike	3	122
Double-Doubles		Jolly	2	204
		Davis	1	
ALL GAMES - TEAM				
Scoring Off.	3		77.1	80
	8		66.2	127
Scoring Def.	4		10.8	66
	1		0.792	8
FT Pct.	2		0.467	61
	5		0.391	55
FG Pct.	9		0.325	215
	8		0.327	182
3Pt.FG Pct.	3		40.7	33
	3		32.4	---
Reb. Off.	2		8.2	20
	8		3.3	165
Reb. Def.	1		16.7	28
	8		6.5	186
Assists	12		-1.0	258
	2		1.2	46
Steals	4		12.3	48
	3		28.3	47
TO Margin	7		0.730	---
	2		0.360	---
Ast./TO Ratio	5		7.3	177
	7		13.8	174
Off. Rebs.	11		12.8	268
			0.833	32
Def. Rebs.			15.3	53
Def. Reb. Pct.				
Off. Reb. Pct.				
3PT.FG Made				
Turnovers				
Turnovers Forced				
W-L Pct.				
Personal Fouls				

CONFERENCE ONLY RANKINGS ON NEXT PAGE

2019-20 Specialty Stats					
	Off T/O	2ndCh	Paint	FastB	Bench
SMU Avg.	12.9	11.9	35.3	13.0	12.8
Opp. Avg.	11.8	11.1	23.8	11.4	18.6



BORN AND RAISED

FERON HUNT | DESOTO, TX

KAYLA WHITE | JAQUIA WHITE
DESOTO, TX

BORNANDRAISEDSMU.COM

SMU



BORN AND RAISED

EVERETT RAY | IRVING, TX

AMBER BACON | GRAND PRAIRIE, TX

BORNANDRAISEDSMU.COM

SMU



BORN AND RAISED

BORNANDRAISEDSMU.COM

SMU

SMU's Born and Raised campaign features Dallas area student-athletes Feron Hunt (DeSoto) and Everett Ray (Irving) on billboards.

FINDING THE RANGE: Isiaha Mike is seventh in The American in 3-point percentage (43.5%, 27-65) and leading the league in free-throw percentage (89.7%, 35-39). His 2.2 threes made per game are fifth in the AAC. He is now 38.7% from three in his time at SMU, which ranks 11th in program history.

SMU Career 3FG Pct. - 37.0%+ (min. 50 made)

1	47.3	Eric Longino (62-131), 1987-89
2	45.1	Sterling Brown (128-284), 2013-17
3	43.4	Robert Nyakundi (267-615), 2008-12
4	42.7	Shake Milton (190-445), 2015-18
5	42.4	Semi Ojeleye (73-172), 2016-
6	42.2	Todd Alexander (92-218), 1987-89
7	42.1	Nic Moore (225-534), 2013-16
8	41.1	Troy Dorner (51-124), 1991-94
9	40.0	Carlton McKinney (64-160), 1986-88
	40.0	Jahmal McMurray (163-408), 2017-19
11	38.9	Isiaha Mike (77-198), 2018-
12	39.2	Rodney Clinkscales (87-222), 2009-12
13	38.9	Jon Killen (119-306), 2004-08
14	37.8	Chad Allen (161-426), 1990-94
15	37.6	Kato Armstrong (50-133), 1985-89
16	37.3	Jay Poerner (57-153), 1994-98
17	37.1	Keith Frazier (79-213), 2013-
	37.1	Ben Emelogu II (105-283), 2014-18

HUNTING FOR REBOUNDS: Feron Hunt is averaging 7.7 rebounds (6th AAC) with 2.7 offensive rebounds (6th AAC). He had a season-high 13 rebounds vs New Orleans. He has 7 or more rebounds in 26 of 44 games in his career, including 7 of 12 this season (10+ 4 times this season). Hunt shared the team lead in rebounding at 6.4 per game as a freshman last season. He was just the sixth Mustang to lead the team as a freshman.

Ira Terrell	1972-73	(14.1)
Jon Koncak	1981-82	(5.7)
Jeryl Sasser	1997-98	(8.3)
Patrick Simpson	2001-02	(6.8)
Papa Dia	2007-08	(6.5)
Feron Hunt	2018-19	(6.4)

STREAKS:

10+ points: Isiaha Mike 12 (14, 22, 24, 11, 14, 14, 12, 16, 11, 25, 15, 24), Kendrick Davis 4 (17, 10, 18, 12), Tyson Jolly 4 (16, 19, 17, 14), Emmanuel Bandoumel (12)
 Longest This Season: 12 (current) **[longest streak since 13 by Jahmal McMurray from 11/20/18 to 1/16/19]**
 8+ rebounds:
 Long: Isiaha Mike 3 (12/7 - 12/23)
 Dbl-Dbl:
 Long: Feron Hunt 2 (11/27 - 11/29), Isiaha Mike 2 (12-20 - 12/23)
 5+ assists: Kendrick Davis 7 (8, 10, 8, 5, 7, 9, 9)
 Long: Kendrick Davis 7 (11/27 -) **[longest since 8 by Nic Moore 1/14/15 to 2/12/15]**
 3+ steals: Isiaha Mike 5 (3, 4, 3, 3, 3)
 Long: Isiaha Mike 5 (12/3 -)
 2+ blocks: Ethan Chargois (2), Tyson Jolly (2)
 Long: Tyson Jolly (11/16), Ethan Chargois (11/16), Feron Hunt (11/29; 12/23)

LAST GAME (W, 82-64 vs USF on Jan. 1): DALLAS (AP) -- Isiaha Mike had 24 points as SMU beat South Florida 82-64 on Wednesday in their first American Athletic Conference game of the season. Tyson Jolly had 14 points and six rebounds for SMU (10-2). Kendrick Davis added 12 points and 10 assists, and Emmanuel Bandoumel had 12 points. SMU posted a season-high 22 assists. The Mustangs opened the second half on a 12-3 run to extend their lead to 25 points. Laquincy Rideau had 14 points and six rebounds for the Bulls (7-7). Xavier Castaneda added 10 points, and Michael Durr had eight rebounds.

2019-20 Rankings


AMERICAN RANKINGS

CONFERENCE GAMES - INDIVIDUAL

Scoring	2	Mike	24.0
	T-12	Jolly	14.0
	T-18	Bandoumel	12.0
	T-18	Davis	12.0
Rebounding	T-12	Jolly	6.0
	T-19	Davis	5.0
	T-19	Jasey	5.0
	T-19	Hunt	5.0
FG Pct.	1	Ray	1.000
	11	Mike	0.643
	T-13	Jolly	0.600
	T-13	Chargois	0.600
Assists	1	Davis	9.0
	T-11	Jolly	4.0
	T-15	Mike	3.0
	T-15	Chargois	3.0
FT Pct.	T-1	Bandoumel	1.000
	T-1	Mike	1.000
Steals	T-3	Jolly	3.0
	T-3	Mike	3.0
3FG Pct	1	Ray	1.000
	T-8	Davis	0.500
3PT FGM	T-3	Mike	3.0
	T-6	Jolly	2.0
	T-6	Ray	2.0
	T-6	Davis	2.0
Blocked Shots	T-5	Chargois	2.0
	T-5	Jolly	2.0
	T-11	Jasey	1.0
	T-11	Hunt	1.0
	T-11	Davis	1.0
Ast/TO Ratio	T-1	Jolly4 a / 0 to	
	T-9	Chargois	3.0
	14	Davis	1.8
Off. Rebs.	T-10	Davis	2.0
Def. Rebs.	T-10	Hunt	5.0
	T-10	Jolly	5.0
Minutes	T-14	Jolly	33.0
	18	Mike	31.0
	T-24	Davis	29.0
	T-26	Hunt	28.0

CONFERENCE GAMES - TEAM

Scoring Off.	2	82.0
Scoring Def.	6	64.0
Scoring Margin	1	18.0
FT Pct.	1	1.000
FG Pct.	1	0.579
FG Pct. Def.	5	0.391
3Pt.FG Pct.	1	0.370
3Pt.FG Pct. Def.	11	0.364
Reb. Off.	4	36.0
Reb. Def.	4	30.0



Former President George W. Bush regularly attends games at Moody Coliseum. The George W. Bush Presidential Library and Museum and the George W. Bush Institute are on the SMU campus.

THE SERIES VS VANDERBILT (6-15): This will be the 22nd time that the Mustangs and Commodores have squared off. The two programs played nearly every season between 1957 and 1973, and then met six more times over the next 20 years.

LAST MEETING VS VANDERBILT (L, 95-86 at Vanderbilt on Dec. 12, 1992): The Commodores defeated the SMU Mustangs 95-86 inside Memorial Gym. The game featured two teams that would win their respective conferences that season, as SMU won the SWC and Vanderbilt would go on to win the SEC.

THE SERIES VS. UCF (+ 11-9, H 7-2, A 3-6): SMU did not fall in the first eight matchups as AAC opponents before UCF won the last three. SMU defeated the Knights 70-59 in their only American Athletic Conference Tournament matchup, a semifinal on March 11, 2017. The series started in 2005 when the two schools were members of Conference USA. (+9-9 officially, 6-2 home, 2-6 away; wins in 2013-14 vacated)

LAST SEASON VS UCF (L, 71-65 at SMU on Feb 10): DALLAS (AP) -- Aubrey Dawkins had a season-high 26 points as UCF defeated SMU 71-65. Dawkins hit 9 of 12 shots, including 4 of 6 from beyond the arc. Collin Smith had 18 points, nine rebounds and five assists for UCF. Tacko Fall added 10 points. BJ Taylor had seven assists for the visitors. Jimmy Whitt Jr. scored a career-high 23 points for the Mustangs (12-11, 4-7), whose losing streak stretched to four games. Isiah Mike added 18 points and 10 rebounds. Ethan Chargois had 11 points. **(L, 95-48 at UCF on Feb 24):** ORLANDO, Fla. (AP) — Tacko Fall had a season-high 23 points plus 20 rebounds as Central Florida routed SMU 95-48 on Sunday. Fall made 11 of 14 shots. BJ Taylor had 14 points for Central Florida (20-6, 10-4 American Athletic Conference). Terrell Allen added 11 points and eight assists. Aubrey Dawkins had 11 points for the home team. Central Florida had 58 total rebounds. Meanwhile, the Mustangs' 24.6 field-goal percentage represented the worst mark by a Central Florida opponent this season. Central Florida dominated the first half and led 41-18 at halftime. Both teams set season records for scoring during the game. The Knights' 54 points in the second half marked a season best for the hosts, while the 18 first-half points for the Mustangs were the lowest of the season for the road team. Jimmy Whitt Jr. had seven rebounds for the Mustangs (13-13, 5-9). The Knights improve to 2-0 against the Mustangs this season. Central Florida defeated SMU 71-65 on Feb. 10.

UP NEXT: SMU is back to conference play at home vs UCF on Wednesday at 7 p.m. The Mustangs then have two straight road games, at ECU on Jan. 11 and at Houston on Jan. 15, before hosting Temple Jan. 18.

NON-CONFERENCE REGULAR SEASON UNDER JANKOVICH: SMU is **46-12** in regular-season non-conference games under Tim Jankovich. The Mustangs are **38-4** at Moody Coliseum in those games, **3-4** in neutral-site games and **5-4** in true road games.

TROPHY CASE: Since the start of the 2013-14 season, the Mustangs have added seven items to the trophy case. SMU won the 2014-15 and 2016-17 American Athletic Conference regular season and tournament titles. SMU has also won 2019-20 Southwestern Showdown and the 2015-16 Las Vegas Classic. In 2013-14, SMU was the runner-up in the NIT.

HEAD COACH TIM JANKOVICH... is in his fourth season at the helm at SMU after four seasons as the associate head coach. He is in his 37th season as a collegiate coach, and his 15th as a head coach. As a head coach, he is **238-161 (.596) [81-40 at SMU (.669), including 56-14 (.800) at Moody Coliseum (started 36-0, second best in NCAA history)]**. That includes a 104-64 mark at ISU where his teams recorded four top-three finishes in the Missouri Valley, reached the conference tournament final three times and earned four NIT bids. As an assistant or head coach, his teams are 628-375 (.626) with six regular season conference championships, four league tournament titles, nine NCAA Tournament appearances and eight NIT bids. This is his 12th season as the leader of a Division I program, including five as head coach at Illinois State (2007-12) and four at North Texas (1993-97). The 2017-18 Mustangs started 13-6 with three wins over ranked opponents, topping No. 2 Arizona in the Battle 4 Atlantis tournament, No. 14 USC at Moody Coliseum and No. 7 Wichita State on the road. In 2016-17, SMU finished 30-5 and No. 11 in the AP poll after winning The American regular season and tournament titles en route to the NCAA Tournament. In 2015-16, he coached the Mustangs to a 9-0 start as SMU was eventually the last unbeaten team in the country at 18-0, and winning the Las Vegas Classic title during the season-opening streak. The Mustangs went 25-5, finishing the season ranked No. 24 after reaching a high of No. 8. In 2014-15, the Mustangs claimed the AAC regular season and tournament championships en route to the NCAA Tournament. SMU was the top seed in the 2014 NIT, reaching the title game.

- **7 Conference Titles** (Colorado St. - WAC '89, '90; Kansas - Big 12 '05, '06, '07; **SMU - AAC '15, '17**)
- **5 Conference Tournament Titles** (Illinois - Big Ten '03; Kansas - Big 12 '05, '06; **SMU - AAC '15, '17**)
- **10 NAAs** (CSU '89, '90; Oklahoma St '93; Illinois '03; Kansas '04 RF, '05, '06, '07 RF; **SMU '15, '17**)
- **8 NITs** (CSU '88, Vanderbilt '00, '02; Illinois State '08, '09, '10, '12; **SMU '14 Final**)



SMU fans set a Moody Coliseum attendance record of 7,518 for the 60-51 win against No. 11/11 Cincinnati on Feb. 12, 2017.



Head Coach Tim Jankovich was the 2016-17 AAC Coach of the Year, NABC All District Coach, USBWA District Coach of the Year and was 1 of 10 semifinalists for the Naismith Trophy Men's College Coach of the Year.

AP Top 25 (Dec. 30)			
RK	TEAM	REC	PTS
1	Gonzaga(63)	13-1	1621
2	Duke(1)	11-1	1516
3	Kansas(1)	10-2	1497
4	Oregon	11-2	1361
5	Ohio State	11-2	1277
6	Baylor	9-1	1267
7	Louisville	11-2	1196
8	Auburn	12-0	1159
9	Memphis	11-1	1055
10	Villanova	9-2	970
11	Butler	12-1	883
12	Michigan	10-3	880
13	San Diego State	13-0	780
14	Michigan State	10-3	747
15	Maryland	11-2	720
16	West Virginia	11-1	719
17	Kentucky	9-3	674
18	Florida State	11-2	531
19	Virginia	10-2	506
20	Dayton	10-2	483
21	Penn State	11-2	312
22	Texas Tech	9-3	175
23	Iowa	10-3	137
24	Wichita State	11-1	135
25	Arizona	10-3	113

Others receiving votes: Colorado 74, Xavier 58, DePaul 47, Washington 40, Northern Iowa 32, Utah State 30, Saint Mary's 28, Marquette 27, Arkansas 19, Purdue 12, **Georgetown 10**, Creighton 10, Indiana 5, **Houston 4**, Virginia Tech 3, St. John's 3, Seton Hall 2, East Tennessee State 2, BYU 2, Florida 1, Stanford 1, Yale 1

USA Today Coaches Poll (Dec. 30)			
RK	TEAM	REC	PTS
1	Gonzaga(30)	13-1	798
2	Duke(1)	11-1	753
3	Kansas(1)	10-2	730
4	Baylor	9-1	639
5	Ohio State	11-2	621
6	Oregon	11-2	619
7	Auburn	12-0	578
8	Louisville	11-2	570
9	Villanova	9-2	507
10	Butler	12-1	489
11	Memphis	11-1	461
12	San Diego State	13-0	382
13	Michigan	10-3	357
14	Kentucky	9-3	348
15	Maryland	11-2	341
16	Michigan State	10-3	316
17	West Virginia	11-1	311
18	Dayton	10-2	291
19	Virginia	10-2	280
20	Florida State	11-2	244
21	Penn State	11-2	125
22	Texas Tech	9-3	112
23	Wichita State	11-1	82
24	Arizona	10-3	74
25	Iowa	10-3	62

Others receiving votes: Washington 38, Utah State 38, Xavier 34, Northern Iowa 28, Marquette 27, Colorado 27, Saint Mary's 21, Purdue 20, Creighton 15, DePaul 14, Arkansas 14, Seton Hall 13, North Carolina 7, **Houston 6**, Florida 3, VCU 3, Liberty 2

SMU - Highest Win Percentage (50+ Wins)			
.685 ^	Larry Brown	85-39	2012-16
.669	Tim Jankovich	81-40	2015-
.609	Doc Hayes	299-192	1947-67
.584	Dave Bliss	142-101	1980-88
.565	J.W. St. Clair	140-108	1924-38
.535	Mike Dement	138-120	1995-04

^ On court (58-39 official)

SMU - Highest Home Win Percentage (2+ Seasons)			
.820 ^	Larry Brown	50-11	2012-16
.800	Tim Jankovich	56-14	2015-
.771	Doc Hayes	172-51	1947-67
.723	Dave Bliss	86-33	1980-88
.721	J.W. St. Clair	93-36	1924-38
.682	Sonny Allen	45-21	1975-80
.675	Mike Dement	81-39	1995-04
.655	Jimmy Tubbs	19-10	2004-06
.624	Bob Prewitt	63-38	1967-75

^ On court (32-11 official)

AP TOP 15 WINS: The Mustangs have 10 wins over teams ranked or receiving votes under Tim Jankovich. That includes five wins against the AP top 15.
 Feb. 12, 2017 - No. 11 Cincinnati, 60-51
 March 12, 2017 - vs. No. 15 Cincinnati, 71-56 (AAC Tournament Championship)
 Nov. 23, 2017 - vs. No. 2 Arizona, 66-60 (Battle 4 Atlantis)
 Dec. 2, 2017 - No. 14 USC, 72-55
 Jan. 17, 2018 - at No. 7 Wichita State, 83-78

AMERICAN ATHLETIC CONFERENCE WINS (2014-15 through Jan. 1): SMU has the second-highest win total in league play (58-33) since the start of the 2014-15 season. The Mustangs have won the AAC regular season and tournament titles in 2014-15 and 2016-17. SMU went 17-1 in 2016-17 and 15-3 in 2014-15. SMU finished second at 13-5 in 2015-16, one game behind Temple.

	W	L	PCT
Cincinnati	72	19	0.791
Houston	58	32	0.644
SMU	58	33	0.637
Temple	56	35	0.615
Tulsa	54	36	0.600
Memphis	49	42	0.538
UCF	44	47	0.484
Connecticut	43	48	0.473
East Carolina	23	68	0.253
USF	19	72	0.209
Tulane	17	74	0.187
—			
Wichita State	25	12	0.676

ATTENDANCE: In 2018-19, SMU surpassed 100,000 in attendance for the sixth straight season. In 2014-15, SMU set a season attendance record of 124,986 total and 6,944 average. The New Moody single-game attendance record of 7,518 was set in the 60-51 win against then No. 11/11 Cincinnati (Feb. 12, 2017).

Total	Season	AAC Champs
124,986	2014-15	AAC Champs
124,198	2016-17	AAC Champs
119,878	2017-18	
117,420	2015-16	
107,412	2013-14	
103,856	2018-19	
101,296	1984-85	



In August of 2017, the Mustangs went 3-0 on a basketball trip to Montreal and Toronto.

SMU - Most Wins In A Season (* Conference Champions)				
Wins	Season	Record	Coach	Postseason
30	2016-17*	30-5	Jankovich	NCAA 1st Rnd
28	1987-88*	28-7	Bliss	NCAA 2nd Rd
27 ^	2013-14	27-10	Brown	NIT Final
27	2014-15*	27-7	Brown	NCAA 2nd Rnd
26	1955-56*	26-4	Hayes	NCAA Final 4
25	1983-84	25-8	Bliss	NCAA 2nd Rnd
25	2015-16	25-5	Jankovich/Brown	
23	1984-85	23-10	Bliss	NCAA 2nd Rd
22	1956-57*	22-4	Hayes	NCAA Reg SF
21	1999-00	21-9	Dement	NIT 1st Rnd

SMU - Most Conference Wins In A Season (* Champions)				
Wins	Season	League	Overall	Coach
17	2016-17	* 17-1	30-5	Tim Jankovich
15	2014-15	* 15-3	27-7	Larry Brown
13	2015-16	13-5	25-5	Larry Brown

SMU - Longest Winning Streaks			
Wins	Coach	Start Date	End Date
20	Doc Hayes	12-22-1955	3-22-1956
18	Brown/Jankovich	11-14-2015	1-24-2016
16	Tim Jankovich	1-15-2017	3-17-2017
10	Mike Dement	11-22-1997	1-3-1998
10	Doc Hayes	2-2-1966	3-11-1966
10	Tim Jankovich	12-2-2016	1-12-2017
9	Dave Bliss	11-23-1984	12-25-1984
9	Doc Hayes	12-6-1947	1-10-1948

SMU - Polls Ranked AP Same Season (* Conf. Champs)				
Weeks	Season	Record	Conf.	Coach
17	2015-16	24-4	12-4	Jankovich/Brown
16	1984-85	23-10	10-6	Bliss
14 (all)	1956-57	22-4	* 11-1	Hayes
9	2014-15	27-7	* 15-3	Brown
8	1955-56	26-4	* 12-0	Hayes
6	2016-17	30-5	* 17-1	Jankovich

SMU - Most Consecutive Polls Ranked By AP		
Polls	Season(s)	Coach
22	1955-56 (last 8), 1956-57 (all 14)	Hayes
17	2015-16 (last 17)	Jankovich/Brown
16	1984-85 (first 16)	Bliss
7	2014-15 (last 7)	Brown
6	2016-17 (last 6)	Jankovich

SMU - Most Wins At SMU Against AP Top 25				
Wins	Seasons	vs Top 25	Record	Coach
13	1947-67	13-13	299-192	Doc Hayes
5	1980-88	5-22	142-101	Dave Bliss
5	2015-	5-9		Tim Jankovich
4 ^	2012-16	4-5	85-39	Larry Brown
4	1975-80	4-20	61-77	Sonny Allen

SMU - Best Home Starts				
Start	Season	Home	Overall	Coach
18-0	2016-17	18-0	30-5	Tim Jankovich
15-0	1984-85	15-1	23-10	Dave Bliss
15-0 ^	2013-14	18-1	27-10	Larry Brown
13-0	1999-00	13-2	21-9	Mike Dement
12-0	1956-57	13-1	22-4	Doc Hayes
12-0	2015-16	16-1	25-5	Jankovich/Brown
11-0	2017-18	13-5	17-16	Tim Jankovich

Undefeated Home Seasons: 1916-17 (8-0), 1937-38 (5-0), 1954-55 (9-0), 1955-56 (10-0), 2016-17 (18-0)

SMU - Longest Home Winning Streaks			
Wins	Coach	Start Date	End Date
34	Doc Hayes	2/6/54	3/15/1957
33	Brown/Jankovich	2/13/16	1/10/2018
19	Dave Bliss	2/15/84	2/27/1985
15 ^	Larry Brown	11/11/13	3/5/2014
15	Brown/Jankovich	2/14/15	2/10/2016
13	Bliss/John Shumate	1/23/88	1/21/1989
13	Mike Dement	11/20/99	2/28/2000

SMU - Home Conference Winning Streaks			
Wins	Coach	Start Date	End Date
27	Doc Hayes/TAMU	1953-54/3/1/1958	
15	Bob Prewitt	2/9/1971	2/10/1973
14	Brown/Jankovich	2/21/2016/1/10/2018	
13	Jimmie W. St. Clair/BU	'36-37/2/6/1939	
10	Jimmie W. St. Clair/BU	'24-25/Ark. '26-27	
9	Doc Hayes	2/5/1966	2/14/1967
9	Dave Bliss	2/15/1984	2/27/1985
8	Jimmie W. St. Clair	2/7/1930/Ark. '30-31	
8	Bliss/Shumate	1/23/1988/1/21/1989	
8 ^	Larry Brown	1/4/2014	3/5/2014
8	Larry Brown	2/14/2015/2/10/2016	

^ Wins from 2013-14 later vacated

DOUBLE-DOUBLES (Current Roster Only):

2019-20	Opponent	Stats	Season	Career
Feron Hunt	New Orleans 11/12	14 pts, 13 rebs	1st	2nd
Isiaha Mike	at [rv/rv] Evansville 11/18	11 pts, 13 rebs	1st	5th
Tyson Jolly	Hartford 11/27	15 pts, 11 rebs	1st	1st
Feron Hunt	Hartford 11/27	16 pts, 10 rebs	2nd	3rd
Feron Hunt	Abilene Christian 11/29	17 pts, 10 rebs	3rd	4th
Kendric Davis	Abilene Christian 11/29	17 pts, 10 asts	1st	1st
Isiaha Mike	at Georgia 12/20	25 pts, 12 rebs	2nd	6th
Tyson Jolly	at Georgia 12/20	19 pts, 10 rebs	2nd	2nd
Isiaha Mike	Georgia State 12/23	15 pts, 12 rebs	3rd	7th
2018-19	Opponent	Stats	Season	Career
Ethan Chargois	Western Carolina 11/14	12 pts, 10 rebs	1st	1st
Ethan Chargois	Lipscomb 11/17	22 pts, 11 rebs	2nd	2nd
Ethan Chargois	[21/17] Houston 1/16	10 pts, 12 rebs	3rd	3rd
Ethan Chargois	at Wichita State 1/30	16 pts, 12 rebs	4th	4th
Isiaha Mike	UCF 2/10	18 pts, 10 rebs	1st	3rd
Isiaha Mike	at Temple 2/13	14 pts, 11 rebs	2nd	4th
Feron Hunt	at USF 3/10	17 pts, 14 rebs	1st	1st
2017-18	Opponent	Stats	Season	Career
Everett Ray	UAPB 11/18	12 pts, 10 rebs	1st	1st
2016-17	Opponent	Stats	Season	Career
Isiaha Mike #	Saint Louis 1/11	24 pts, 13 rebs	1st	1st
Isiaha Mike #	at George Mason 3/1	20 pts, 11 rebs	1st	2nd

INTERNATIONAL EXPERIENCE FOR THE MUSTANGS (Current Roster): In the past few seasons, several Mustangs have played in international events or gone on international tours. Additionally, 2-time AAC Player of the Year and All-American Nic Moore helped Team USA win the gold medal at the 2015 World University Games in South Korea.

2018: Isiaha Mike went to Italy with USA East Coast. William Douglas, Ethan Chargois and Feron Hunt went to Belgium, Germany and the Netherlands with Global Sports Academy.

2017: Team International Tour to Canada (games in Montreal & Toronto)

SMU2NBA / Pros Since 2014:

- Semi Ojeleye was selected 37th in 2017 by Boston
- Sterling Brown was selected 46th in 2017 (picked by Philadelphia, then traded to Milwaukee)
- Shake Milton was selected 54th in 2018 (picked by Dallas, then traded to Philadelphia)
- Ben Moore spent 2017-19 with Indiana and San Antonio
- Jahmal McMurray was picked 21st in the 2019 G League draft by the Northern Arizona Suns (Phoenix)
- Playing professionally: Ben Emelogu, Markus Kennedy, Ben Moore, Nic Moore, Yanick Moreira, Nick Russell, Jordan Tolbert

EMMANUEL BANDOUMEL (6-4, 180, G, SO.): 2019-20: Played in every game, including four starts ... 5.4 points and 2.8 rebounds ... **GAME HIGHLIGHTS:** Career-high 12 points in 23 minutes vs. USF (1/1) ... 2018-19 (Hill College): Started 27 of 30 games played ... Averaged 13.9 points, 4.0 rebounds, 1.9 assists, 53.0% FGs, 39.0% 3FGs, 80.8% FTs

ETHAN CHARGOIS (6-9, 235, F, JR.): 2019-20: Played in 10 games, starting 9 ... 7.2 points and 4.7 rebounds ... 2018-19: Played in every game (started all but senior day vs Wichita State 3/3)... 12.4 points (2nd SMU, 23rd AAC), 6.2 rebounds (3rd SMU, 12th AAC), 2.0 offensive rebounds (2nd SMU, 15th AAC), 4.2 defensive rebounds (2nd SMU, 14th AAC) ... Had four double-doubles ... shot 34.9% from three... **GAME HIGHLIGHTS:** Conference career high 21 points in 38 minutes vs. [12/12] Houston 3/7... Recorded career high 12 rebounds, 16 points and 2 assists in fourth double-double of the season against Wichita State 1/30 ... Had 18 points, 5 rebounds, 2 steals and 1 assist in win over Tulsa 1/12 ... Had 17 points, 6 rebounds, 2 steals and a career-high 4 assists in the win vs Lamar 11/27... Had 22 points and 11 rebounds with 3 assists, a seal and a block vs Lipscomb 11/17... Career-high 25 points with 8 rebounds, 2 assists and 2 blocks vs Southern Miss 11/11.

 **Jon Rothstein** @JonRothstein

10 Impact American Conference Transfers (in no particular order):

Justin Gorham, UH
 Jaevin Cumberland, Cincy
 Zack Dawson, USF
 James Scott, Temple
 K.J. Lawson, Tulane
 Lance Thomas, Memphis
 Dazon Ingram, UCF
 Yuat Alok, UCF
 Tyson Jolly, SMU (JUCO)
 Trey Wade, Wichita State (JUCO)

 **Jon Rothstein** @JonRothstein

5 Breakout American Conference Players (in no particular order):

Nate Hinton, Houston
 Dexter Dennis, Wichita State
 Justyn Hamilton, Temple
 Mayan Kiir, South Florida
 Feron Hunt, SMU

 **Jon Rothstein** @JonRothstein

5 Under-The-Radar American Conference Freshmen (in no particular order):

Malcolm Dandridge, Memphis
 Ty Etienne, Wichita State
 Jalen Gaffney, UConn
 Charles Smith, SMU
 Josh Pierre-Louis, Temple

SMU - Conference Winning Streaks

Wins	Coach	Start Date	End Date
20	Doc Hayes	at TAMU 2/15/55	at UT 1/18/57
15	Tim Jankovich	at Tulane 1/15/17	at Tulane 1/4/18
12	Doc Hayes	at Ark. 2/2/66	at UT 1/10/67
11	Dave Bliss	Baylor 2/15/84	at TTU 1/26/85

SMU - Most Home Wins In A Season

Wins	Season	Home	Record	Coach
18 ^	2013-14	18-1	27-10	Larry Brown
18	2016-17	18-0	30-5	Tim Jankovich
16	2014-15	16-2	27-7	Larry Brown
16	2015-16	16-1	25-5	Brown/Jankovich
15	1984-85	15-1	23-10	Dave Bliss
15	2010-11	15-7	20-15	Matt Doherty

SMU - Season Home Attendance Average (6500+)

Average	Season	AAC Champs
6944	2014-15	AAC Champs
6907	2015-16	
6900	2016-17	AAC Champs
6665	1961-62	SWC Champs
6600	2017-18	
6647	1959-60	

SMU - Season Home Attendance Total (100,000+)

Total	Season
124,986	2014-15
124,190	2016-17
119,878	2017-18
117,420	2015-16
107,412	2013-14
103,856	2018-19
101,296	1984-85

SMU - Single-Game Attendance In New Moody Coliseum

7,518	[11/11] Cincinnati, 2-9-2017 (W, 60-51)
7,395	Connecticut, 2-14-2015 (W, 73-55)
7,314	Tulsa, 3-8-2015 (W, 67-62)
7,305	[11/9] Louisville, 3-5-2014 (L, 84-71)
7,303	Connecticut, 3-3-2016 (W, 80-54)
7,278	[7/7] Cincinnati, 2-8-2014 (W^, 76-55)
7,249	Gonzaga, 2-13-2016 (W, 69-60)
7,245	Michigan, 12-8-2015 (W, 82-58)
7,242	Memphis, 3-4-2017 (W, 103-62)
7,205	Memphis, 1-30-2016 (W, 80-68)

SMU - Best Starts with 0 losses

Start	Season	Record	Coach
18-0	2015-16	25-5	Jankovich/Brown
10-0	1997-98	18-10	Mike Dement
9-0	1984-85	23-10	Dave Bliss

SMU - Most Road Wins In A Season

Wins	Season	Road	Overall	Coach
10	1955-56	10-2	26-4	Doc Hayes
9	2014-15	9-4	27-7	Larry Brown
8	1961-62	8-5	18-17	Doc Hayes
8	1983-84	8-4	25-8	Dave Bliss
8	2016-17	8-3	30-5	Tim Jankovich
7	1966-67 (7-3), '87-88 (7-4), '92-93 (7-4), '99-00 (7-6)			
7	2015-16	7-4	25-5	Brown/Jankovich

SMU - Most Consecutive Road Wins

8	1955-56	Doc Hayes
7	2014-15	Larry Brown
6	1966-67	Doc Hayes
6	'14-15 (last 1), '15-16 (first 5)	Brown/Jankovich
6	2016-17 (last 6)	Tim Jankovich

SMU - Most Conference Road Wins In A Season

Wins	Season	League	Overall	Coach
8-1	2016-17	17-1	30-5	Tim Jankovich
7-2	2014-15	15-3	27-7	Larry Brown
6-0	1955-56	12-0	26-4	Doc Hayes
6-1	1966-67	12-2	20-6	Doc Hayes
6-2	1983-84	12-4	25-8	Dave Bliss

SMU - Most Consecutive Conference Road Wins

10	1954-55 (last 2), '55-56 (6), '56-57 (1st 2)	Doc Hayes
7	1983-84 (last 4) to 1984-85 (first 3)	Dave Bliss
7	2014-15 (1/11 at UCF to 2/26 at Memphis)	Brown

^ Wins from 2013-14 later vacated



#ShapingChampions | WASHINGTON, D.C.: During the trip to Washington, D.C. Dec. 14-16, 2018 for the game at Georgetown, the Mustangs stayed to visit some of the sights. SMU won 81-73 versus Georgetown on Dec. 15 at Capital One Arena. That evening, the team did a bus tour of the National Mall, stopping at the Lincoln Memorial. On Dec. 16, the Mustangs toured the U.S. Capitol with Congressman Pete Sessions, and then went to the Smithsonian National Museum of African American History and Culture.

KENDRIC DAVIS (5-11, 180, G, SO.): 2019-20: Started every game since becoming eligible ... Averaging 15.0 points (3rd SMU), 7.5 assists (1st SMU), and 4.6 rebounds ... **GAME HIGHLIGHTS:** In first game action of season had 21 points on a career-high 7 made FGs vs. UNLV (11/23/19) ... had first double-double of career vs. Abilene Christian (11/29/19) by scoring 17 pts and had a career-high 10 assists ... **AWARDS:** Southwestern Showdown MVP (11/29/19) ... tallied 10 points, 7 rebounds and 7 assists vs. Georgia (12/20/19) ... 2018-19 (Freshman at TCU): Played in all 37 games while starting two... Averaged 6.3 points, 1.7 rebounds and 2.0 assists per game... Scored at least 10 points eight times... Scored a season-high 22 points at No. 17 Iowa State (2/9/19) on a season-best 7-of-10 shooting... Scored 16 points the following week against No. 14 Kansas (2/11/19)... Had a season-high six rebounds against Oral Roberts (11/11/18)... Had a season-high six assists against Central Michigan (11/30/18)... Made at least two 3-pointers in a game four times.

WILLIAM DOUGLAS (6-5, 193, G, JR.): 2019-20: Played in 3 games ... 2018-19: Played in 25 games ... totaled 19 points 17 rebounds... **GAME HIGHLIGHTS:** Had 2 points, a block, a rebound & an assist in 8 minutes in the win vs Connecticut 2/21.

FERON HUNT (6-8, 195, F, SO.): 2019-20: Started in every game ... 13.5 points (4th SMU, 12th AAC) and 7.7 rebounds (1st SMU, 6th AAC) ... Grabbing 2.7 offensive rebounds/game (1st SMU, 6th AAC) ... **GAME HIGHLIGHTS:** Made career-high 9 FGs, scoring 18 points and grabbing 7 rebounds in a win over Georgia State (12/23) ... Scored career-high 19 points on 8-12 shooting vs. UNLV (11/23) ... Had 9 points and 11 rebounds in the win at [rv/rv] Evansville (11/18)...Had 14 points (6-9 FG, 2-4 FT) and 13 rebounds for his second career double-double vs. New Orleans (11/12) ... scored 17 points and collected 9 rebounds and added 6 assists vs. Georgia (12/20/19) ... **AWARDS:** AAC Weekly Honor Roll (11/25/19, 12/30/19) ... Southwestern Showdown All-Tournament Team (11/29/19) ... 2018-19: Played in every game, started 8... 7.6 points, 6.4 rebounds (T-1st SMU, 9th AAC), 4.5 defensive rebounds (1st SMU, 11th AAC), 0.9 blocked shots (2nd SMU, 12th AAC) ... 19 games with 7 or more rebounds ... **GAME HIGHLIGHTS:** Recorded career high 17 points and 14 rebounds in first double-double at SMU adding an assist, a block and a steal in win over USF 3/10 ... Led the team with 14 points, 3 rebounds, an assist and a steal against Wichita State 3/3 ... **RECORDS:** Shot 55.4% from the field, 20th all-time in a single season at SMU and 3rd by a freshman.

ISIAH JASEY (6-10, 250, F, JR-TR): 2019-20: Made SMU debut vs. Georgia (12/20) ... played in 3 games ... averaging 4.0 points and 2.0 rebounds ... 2018-19 (Sophomore at Texas A&M): Played in 5 games ... averaged 3.8 points and 2.4 rebounds ... had 4 blocks and 4 steals... 2017-18 (Freshman at Texas A&M): Appeared in 15 games, including 2 NCAA Tournament contests.

Largest Comebacks With Tim Jankovich At SMU

Deficit	Time	Opponent	Final
15 (42-27)	0:01 1st	Tulane (2/15/17) (T-7th SMU)	80-75
13 (41-28)	19:02 2nd	vs. Clemson (4/1/14) *	65-59
13 (41-28)	18:07 2nd	at Temple (11/14/15)	60-55
13 (24-11)	8:08 1st	at Houston (2/18/17)	76-66
12 (22-10)	12:07 1st	at TCU (12/2/15)	75-70
10 (15-5)	12:05 1st	vs. Texas A&M (11/30/13)	55-52
10 (38-28)	3:35 1st	LSU (03/24/14)	80-67
10 (39-29)	14:50 2nd	[rv/-]Temple (2/19/15)	68-57
10 (19-9)	13:07 1st	vs. East Carolina (3/13/15)	74-68
10 (17-7)	11:17 1st	vs. Temple (3/14/15)	69-56
10 (46-36)	17:37 2nd	[rv/-] Yale (11/22/15)	71-69
10 (40-30)	2:49 1st	UMBC (11/10/17)	78-67
10 (15-5)	14:33 1st	vs [2/4] Arizona (11/23/17)	66-60
10 (23-13)	8:53 1st	vs Wright State (11/21/18)	77-76

* Wins from 2013-14 later vacated

Biggest SMU Comebacks

1.	12-7-1996	at Kent	20	74-68
2.	1-2-2003	San Diego	18	88-82 (ot)
3.	11-19-11	Florida Gulf Coast	17 (49-32)	65-64
4.	2-16-2005	Louisiana Tech	16 (33-17)	73-70
	1-9-1991	Texas-San Antonio	16	88-86 (ot)
	12-5-1987	Alabama State	16	90-66
7.	12-5-1979	Kansas	15	89-88
	2-15-2017	Tulane ~	15 (42-27)	80-75
9.	2-4-2006	Southern Miss *	14 (20-6)	58-53
	3-3-2005	Tulsa	14 (30-16)	81-74 (ot)
	2-3-2001	Tulsa	14	64-59
	12-30-1990	Texas-Arlington	14	86-73
	1-18-1977	Baylor	14	75-71
	2-25-1975	Baylor	14	78-77
	12-12-1970	Nebraska	14	80-75
	1-12-2011	Memphis *	14 (28-14)	64-58
	12-4-2011	at Ark-Little Rock	14 (24-10)	69-63 (ot)
18.	2-16-2002	at Rice	13	63-61
	1-22-1980	at Rice	13	85-83
	1-8-1976	at Arkansas	13	82-81
	2-3-1974	Texas Tech	13	73-71
	1-24-2007	Tulane *	13 (40-27)	55-53
	1-26-2008	UCF *	13 (41-28)	69-67 (ot)
	2-9-2008	Rice *	13 (40-27)	68-53
	3-1-2008	UTEP *	13 (63-50)	99-96 (2ot)
	12-18-2010	at McMurry	13 (15-2)	70-67
	1-26-2011	at Tulsa *	13 (36-23)	59-58
	2-2-2011	East Carolina *	13 (32-19)	46-41
	4-1-2014	vs. Clemson # ^	13 (41-28)	65-59
	1-14-2015	at Temple ~	13 (41-28)	60-55
	2-18-2017	at Houston ~	13 (24-11)	76-66

* C-USA # NIT Semifinal AAC ^ Win later vacated

2019-20 SEASON HONORS

American Athletic Conference Weekly Awards
 Tyson Jolly (N11)
 Isiaha Mike (N18, D23)
 Feron Hunt (N25, D30)
 2019 Southwestern Showdown (Team Champion 4-0)
 MVP - Kendrick Davis
 All-Tournament - Feron Hunt, Tyson Jolly

2018-19 SEASON HONORS

All-American Athletic Conference
 Jahmal McMurray (2nd Team)
 Preseason All-American Athletic Conference
 Jarrey Foster & Jahmal McMurray (2nd Team)
 American Athletic Conference Weekly Awards
 Jahmal McMurray (Honor Roll N26, J28)
 Isiaha Mike (Honor Roll D17)
 Jimmy Whitt Jr. (Honor Roll D3, D24, J7, J14)
 Cancun Challenge All-Tournament Team
 Jahmal McMurray (Event record 98 points in 4 games)

TYSON JOLLY (6-4, 190, G, JR.): 2019-20: Started in every game ... averaging 15.1 points (2nd SMU, 5th AAC), 6.9 rebounds (3rd SMU, 12th AAC) and 2.6 assists (2nd SMU) ... **GAME HIGHLIGHTS:** Scored career-high 21 points, 8 rebounds, 3 assists and 2 steals in his SMU debut vs Jacksonville State (11/5) ... **AWARDS:** AAC Weekly Honor Roll (11/11/19) ... Southwestern Showdown All-Tournament Team (11/29/19) ... Tallied 19 points and 10 rebounds vs. Georgia, collecting the second double-double of his season ... 2018-19 (Sophomore at Trinity Valley CC): Started all 36 games ... averaged 22.6 points, 12.5 rebounds, 4.0 assists, 1.6 steals and 1.5 blocks per game ... shot 50.6% from the field and 35.1% on threes, and 78.1% at the free-throw line. **GAME HIGHLIGHTS:** Had a triple-double against Paris Junior College with 20 points, 16 rebounds and 10 assists ... Recorded a season high 45 points with 15 rebounds, 3 assists, 3 steals and 3 blocks against Missouri State University-West Plains ... Had season-high 22 rebounds against Pensacola State College ... Finished the season with 35 games in double-digits and 28 double-doubles. **AWARDS:** Was named NJCAA First Team All-American (3/11/2019), earned NJCAA Player of the Week (11/8/18).

DARIUS MCBRIDE (6-4, 190, G, FR): Prep: Named a three-star recruit by 247Sports & Rivals ... As a senior, he averaged 14 points, 6 rebounds, 5 assists and 2 steals ... Named the Westlake HS MVP, Defensive Player of the Year and the Westlake HS Bert Praytor Award honoree ... Was Academic All-District 26-5A and selected to the TABC Academic All-State Team.

DARIUS MCNEILL (6-3, 185, G, JR.): 2018-19 (Sophomore at California): Started 28 of 31 games and averaged 11.0 points, 1.4 steals and 0.9 assists while hitting 34.9% from three ... played 16 games with double digits ... had five games with three or more steals. **GAME HIGHLIGHTS:** Recorded season high 23 points and 7 steals at UCLA.

ISIAHA MIKE (6-8, 215, F, JR.): 2019-20: Started every game ... 16.8 points (1st SMU, 3rd AAC) and 7.6 rebounds (2nd SMU, 7th AAC) ... **GAME HIGHLIGHTS:** Had 11 points and tied career-high with 13 rebounds in the win at [rv/rv] Evansville (11/18)... Team highs of 24 points, 7 rebounds 7 assists (career-best) and a steal vs Jackson State (11/16)...Team-high 22 points (7-12 FG, 4-8 3FG, 4-5 FT) with 8 rebounds and a steal vs New Orleans 11/12 ... matched career-high with 25-point output vs. Georgia, and added 12 rebounds to record sixth career double-double ... **AWARDS:** AAC Weekly Honor Roll (11/18) ... 2018-19: Started every game... Averaged 11.7 points (4th SMU, 28th AAC), 5.4 rebounds (3rd SMU), 1.7 assists, 76.3% FTs (12th AAC), 36.8% 3FGs (12th AAC), 1.1 blocked shots (1st SMU, 8th AAC)...Had 19 games in double-digits, 8 games with 2 or more blocks and 5 games with 8 or more rebounds, had two double-doubles... **GAME HIGHLIGHTS:** Had a double-double (14 points, 11 rebounds) 3 assists, a block and a steal at Temple 2/13 ... Had his first double-double at SMU (18 points, 10 rebounds) against UCF 2/10 ... Team-high 18 points (4-7 3FG) with 5 rebounds, 3 assists and 2 blocks against USF 2/7 Career-high 25 points (8-12 FG, 5-7 3FG, 4-4 FT) with 7 rebounds, an assist and a steal at Wichita State 1/30...Scored 20 points (7-10 FG, 5-5 3FG) with 3 steals, 3 rebounds and 2 assists vs Tulane 1/26... 2 assists vs Tulane 1/26...Had 17 points (including 9-13 FTs) and a game-high 9 rebounds with 4 assists, a block and a steal in the win at Georgetown 12/15... **AWARDS:** AAC Weekly Honor Roll (12/17).

EVERETT RAY (6-7, 220, F, SO.): 2019-20: Played in every game, with 3 starts ... 3.4 points and 2.6 rebounds ... **GAME HIGHLIGHTS:** Career-high 14 points (5-6 FG, 1-1 3FG, 3-3 FT) with 7 rebounds and an assist in 21 minutes vs Northwestern State (12/3) ... First career start - getting 8 points, 3 rebounds and a steal - vs. Jackson State (11/16) ... 2018-19: Sat out recovering from foot injury.

CHARLES SMITH IV (6-5, 185, G, FR): 2019-20: Played in 11 games ... 1.7 points and 0.8 rebounds ... Prep: Named a four-star recruit by ESPN and No. 31 wing in the Country according to ESPN ... rated three stars by Rivals and 247Sports ... was a consensus top 50 performer at the Pangos All-American Camp where he led all prospects in three-point field goal percentage shooting 63.6% (7-11). In 2018-19, he helped lead Wheeler High School to the 7A Georgia Quadrant 4 semifinal.

ALEX TABOR JR. (6-2, 175, G, FR): 2019-20: Played in 6 games ... Prep: Three-year starter and two-year captain for Charlotte Country Day School. All-State and All-Conference as a senior, All-Conference as a junior... Set six school records including 3FG in a game (9), season (98), and career (251) as well as free throw percentage in a season (88%) and career (82%)... Averaged 17.2 points, 3.5 rebounds, and 3.1 assists in 30 games as a senior.

2017-18 SEASON HONORS

USBWA All-District VII - Shake Milton
 NABC All-District 25 - Shake Milton
 All-AAC - Shake Milton (2nd Tm), Ethan Chargois (All-Rookie)
 American Athletic Conference Weekly Awards
 Shake Milton (3x Player OTW), Jimmy Whitt (2x Honor Roll)
 Ben Emelogu (Honor Roll), Jarrey Foster (Honor Roll)
 Bob Cousy Award Shake Milton (1 of 20 on Watch List)
 The Big Lead No. 27 Shake Milton
 CBS Sports No. 29 Shake Milton
 Lute Olson Award Shake Milton (1 of 40 on Watch List)
 Naismith Trophy Shake Milton (1 of 50 on Watch List)
 NABC National Team of the Week (Jan. 23)
 NBA Sports No. 46 Shake Milton
 Senior CLASS Award Ben Emelogu (1 of 30 Candidates)
 Sporting News Shake Milton (1 of 3 AAC Player OTY)
 Sports Illustrated (Top 100 Transfers) #12 Jahmal McMurray
 #36 Jimmy Whitt, #62 Akoy Agau
 Yahoo Sports Shake Milton (1 of 3 for Player OTY)

2016-17 SEASON HONORS

All-American - Semi Ojeleye (AP Honorable Mention)
 NABC All-Star Game - Sterling Brown, Ben Moore
 USBWA All-District VII - Tim Jankovich (Coach), Semi Ojeleye
 NABC All-District 25 - Tim Jankovich (Coach)
 Semi Ojeleye (1st Team), Shake Milton (2nd Team)
 AAC All-Tourney - Semi Ojeleye (MOP), Sterling Brown, Ben Moore
 All-American Athletic Conference
 Coach of the Year - Tim Jankovich
 Player of the Year - Semi Ojeleye
 Scholar-Athlete of the Year - Semi Ojeleye
 All-Conference First Team - Semi Ojeleye
 All-AAC 2nd Tm- Sterling Brown, Shake Milton, Ben Moore
 AAC Co-Sixth Man Of The Year - Ben Emelogu II
 American Athletic Conference Weekly Awards
 Semi Ojeleye (2x POTW, 6x Honor Roll)
 Sterling Brown (2x POTW, 1x Honor Roll)
 Ben Moore (2x Honor Roll), Shake Milton (3x Honor Roll)
 2K Classic All-Tournament - Semi Ojeleye
 CoSIDA Academic All-America - Semi Ojeleye (2nd Team)
 CoSIDA Academic All-District 7 - Semi Ojeleye
 AAC Scholar-Athlete Sport Excellence Award - Semi Ojeleye
 NABC Honors Court - Semi Ojeleye, Jonathan Wilfong

2015-16 HONORS

All-American - Nic Moore (AP Honorable Mention)
 All-American Athletic Conference
 AAC Player of the Year: Nic Moore (SMU)
 AAC Sixth Man OTY: Markus Kennedy (SMU)
 Nic Moore, G (First Team - Unanimous)
 Shake Milton, G (All-Rookie Team)
 USBWA All-District VII - Nic Moore (First Team)
 NABC All-District 25 - Nic Moore (1st Tm), Ben Moore (2nd Tm)
 American Athletic Conference Weekly Awards
 Nic Moore (5x Honor Roll), Ben Moore (3x Honor Roll)
 Shake Milton (1x Honor Roll, 2x Rookie OTW)
 Jordan Tolbert (2x Player OTW, 1x Honor Roll)
 2015-16 Las Vegas Classic All-Tournament
 Nic Moore (MOP), Ben Moore, Jordan Tolbert

2014-15 HONORS

All-American - Nic Moore (AP Honorable Mention)
 All-American Athletic Conference
 AAC Player of the Year: Nic Moore (SMU)
 AAC Sixth Man OTY: Markus Kennedy (SMU)
 AAC Most Improved: Yanick Moreira (SMU)
 Nic Moore, G (First Team - Unanimous)
 Markus Kennedy, F (Second Team)
 Yanick Moreira, C (Second Team)
 NABC All-District 25
 Nic Moore (First Team)
 Markus Kennedy & Yanick Moreira (Second Team)
 AAC All-Championship Team
 Markus Kennedy, F (MOP), Nic Moore, G; Yanick Moreira, C
 American Athletic Conference Weekly Awards
 Nic Moore (1x POTW, 7x Honor Roll)
 Markus Kennedy (1x POTW, 3x Honor Roll)
 Yanick Moreira (1x POTW)
 Keith Frazier (1x Honor Roll), Ben Moore (1x Honor Roll)

2013-14 HONORS

All-AAC - Nic Moore (1st Tm), Markus Kennedy (2nd Tm)
 NABC All-District 25 - Nic Moore (1st Tm), Markus Kennedy (2nd)
 USBWA - District VII (TX, AR, LA)
 Larry Brown (Coach OTY), Nic Moore (2nd Team)
 NIT All-Tournament Team - Nic Moore, Markus Kennedy
 American Athletic Conference Weekly Awards
 Nic Moore (8x Honor Roll), Markus Kennedy (4x Honor Roll)
 Yanick Moreira (1x Honor Roll), Ben Moore (3x Rookie OTW)



BEST HOME STARTS BY A HEAD COACH

49	Jerry Tarkanian Long Beach State (1969-72)
36	Tim Jankovich SMU (2015-18)
28	Lewis Andreas Syracuse (1924-26)
28	Everett Case North Carolina State (1947-49)

CJ WHITE (6-5, 215, G, SO.): 2019-20: Played in every game ... 3.7 points and 1.6 rebounds ... GAME HIGHLIGHT: Set career high with 15 points while adding 3 assists, 3 rebounds and 2 steals vs. Northwestern St. (12/3) ... 2018-19: Played in 24 games... Totaled 44 points and 40 rebounds... GAME HIGHLIGHT: Added 10 points, 4 rebounds and an assist in the win vs Western Carolina 11/14.

JAHMAR YOUNG JR. (6-9, 215, F, JR.): 2018-19: Played in 22 games ... Totaled 12 points, 21 rebounds. GAME HIGHLIGHT: Had 2 points, 3 rebounds and a block in 9 minutes at Temple 2/13.

GRANT YOUNGKIN (6-3, 190, G, JR.): 2019-20: Played in 6 games ... 2018-19: Sat out due to NCAA transfer rules (from Rice)

SMU BASKETBALL - HONORS (Awards/Honors since 2013-14)

- NBA Draft Picks (Semi Ojeleye & Sterling Brown in '17, Shake Milton in '18)
- AAC Players of the Year (Nic Moore '15, '16; Semi Ojeleye '17)
- AP All-America Honorable Mention (Nic Moore '15, '16; Semi Ojeleye '17)
- Academic All-American (Semi Ojeleye '17)
- Wooden Award Watch List (Nic Moore '15, '16)
- Naismith Trophy Watch List (Nic Moore '15, '16; Shake Milton '18)
- Karl Malone Award Watch List (Markus Kennedy '16)
- Bob Cousy Award Watch List (Nic Moore '16; Shake Milton '18)
- Lute Olson Award Watch List (Nic Moore '15; Shake Milton '18)
- Jerry West Award Watch List (Shake Milton '17)
- Oscar Robertson Trophy Watch List (Nic Moore '16)
- NABC All-District (Nic Moore '14, '15, '16; Markus Kennedy '14, '15; Yanick Moreira '15; Ben Moore '16; Semi Ojeleye '17; Shake Milton '17, '18)
- USBWA All-District (Nic Moore '14, '16; Semi Ojeleye '17; Shake Milton '18)
- NABC College All-Star (Sterling Brown '17; Ben Moore '17)
- All-AAC 1st Team (Nic Moore '14, '15, '16; Semi Ojeleye '17)
- All-AAC 2nd Team (Markus Kennedy '14, '15; Yanick Moreira '15; Sterling Brown '17; Ben Moore '17; Shake Milton '17, '18; Jahmal McMurray '19)
- AAC Sixth Man of the Year (Markus Kennedy '15, '16; Ben Emelogu II '17)
- NABC Good Works Team Nominee (Semi Ojeleye '16; Jonathan Wilfong '17)
- Senior CLASS Award Nominee (Nic Moore '16; Ben Emelogu II '18)

BEST HOME STARTS BY A HEAD COACH: SMU started 36-0 at Moody Coliseum under Tim Jankovich, the second-best home start by a head coach in NCAA history.

49 - Jerry Tarkanian - Long Beach St. 1969-72

36 - Tim Jankovich -SMU 2015-18

28 - Lewis Andreas - Syracuse 1924-26

28 - Everett Case - North Carolina St. 1947-49

NON-CONFERENCE REGULAR SEASON HOME WINNING STREAKS:

Wins	Streak Started	Streak Ended
39	Colorado State; W, 63-62 (Dec. 17, 1952)	Oklahoma; L, 96-83 (Dec. 4, 1962)
33	Texas Southern; W, 72-59 (Nov. 26, 2014)	Southern Miss; L, 74-64 (Nov. 11, 2018)
30	Central Michigan; W, 89-78 (Dec. 17, 1982)	[4] North Carolina; L, 88-86 (OT) (Dec. 30, 1986)
16	Texas-Pan American; W, 86-75 (Jan. 2, 1999)	Texas Tech; L, 78-75 (Nov. 20, 2001)
16	McMurry; W, 84-42 (Dec. 16, 1995)	Alcorn State; L, 75-74 (Dec. 5, 1998)

WIN STREAKS/START(S) IN PROGRAM HISTORY: SMU had winning streaks of 16 games and 10 games in 2016-17 in a stretch where the Mustangs won 26 of 27. In 2015-16, SMU started 18-0, which was the best start in program history, surpassing the 10-0 start by the 1997-98 team (Tim Jankovich directed the first nine games of the 18-game streak). The 18-game winning streak was the second-longest streak in program history (20 during 1955-56). The 7-0 start to the 2015-16 AAC schedule was the best league start since going 12-0 en route to the 1955-56 SWC title. SMU also had a 33-game home win streak from Feb. 13, 2016 until Jan. 10 2018, which is the second-longest in program history. The current 32-game home non-conference winning streak ranks second in the program (39 from 1952-1962).

WINNING STREAKS - LONGEST IN SMU HISTORY:

Wins	Start Date	End Date
20	at Wichita State; W, 85-67 (Dec. 22, 1955)	vs #1 San Francisco (Final Four), L 86-68 (March 2, 1956)
18	Sam Houston St; W, 85-50 (Nov. 14, 2015)	at Temple; L, 89-80 (Jan. 24, 2016)
16	at Tulane, W, 80-64 (Jan. 15, 2017)	vs. [-/rv] USC; L, 66-65 (March 17, 2017)
10	at Arkansas; W, 75-74 (Feb. 2, 1966)	#2 Kansas (NCAA Regional); L, 96-90 (March 11, 1966)
10	Texas Tech; W, 89-82 (Nov. 22, 1997)	at UTEP; L, 66-64 (Jan. 3, 1998)
10	CSU Bakersfield; W, 49-43 (Dec. 2, 2016)	at [22/22] Cincinnati; L, 66-64 (Jan. 12, 2017)
9	Texas Southern; W, 91-72 (Nov. 23, 1984)	at Chaminade; L, 71-70 (Dec. 25, 1984)
9	Eastern Kentucky; W, 66-45 (Dec. 6, 1947)	Baylor; L, 43-42 (Jan. 10, 1948)



FORT WORTH TO HOST 2020-22 AAC CHAMPIONSHIPS

PROVIDENCE, R.I. - American Athletic Conference Commissioner Mike Aresco announced today that Dickies Arena in Fort Worth, Texas, has been selected to host the 2020-22 American Athletic Conference Men's Basketball Championships. The dates of the championships will be March 12-15, 2020; March 11-14, 2021; and March 10-13, 2022.

Dickies Arena is scheduled to open in 2019 and has already been selected as the host for the 2022 NCAA Men's Basketball Tournament first and second rounds in addition to the 2020-22 NCAA Women's Gymnastics Championship. The 14,000-seat arena will include two premium club spaces, 40 suites, 10 loge boxes and a warmup arena that can stage a full practice court.

"We are delighted to partner with the city of Fort Worth and Dickies Arena for our 2020-22 Men's Basketball Championships," Aresco said. "This three-year agreement will bring our Men's Championship to a vibrant, sports-minded community that embraces major events and extends wonderful hospitality to visitors. Dickies Arena is a state-of-the-art facility that our student-athletes, coaches and fans, as well as a national television audience, will enjoy."

"We look forward to working with Matt Homan, President and General Manager of Multipurpose Arena Fort Worth, and Bob Jameson, President and CEO of the Fort Worth Convention and Visitors Bureau, and thank them for their support and vision, which will make this an extremely successful event."

Located in Fort Worth's Cultural District, Dickies Arena sits among a thriving tourism area and just 10 minutes from downtown Fort Worth. Six of The American's 12 members are located within driving distance of Fort Worth, while the other six members have direct flight options to the metropolitan area.

"Earning the opportunity to host the American Athletic Conference Men's Basketball Championship in addition to major NCAA wins earlier this year shows that we have quickly become a player on the national event scene," said Matt Homan, President and General Manager of Multipurpose Arena Fort Worth (MAFW), the not-for-profit operating entity of Dickies Arena. "We look forward to welcoming The American and its member institutions, as well as their student-athletes, alumni and fans to Fort Worth and to showcasing our incredible facility and city."

"Fort Worth takes great pride in hosting world-class sporting events, and we are excited about The American's decision," said Bob Jameson, President and CEO of the Fort Worth Convention & Visitors Bureau. "With the new Dickies arena and our nationally recognized downtown, we are confident American Athletic Conference student-athletes and fans will enjoy the championship atmosphere Fort Worth provides."

The successful bid was due to a partnership between MAFW and the Fort Worth Convention & Visitor's Bureau. The American Men's Basketball Championship joins an impressive list of sporting events in the Fort Worth area, including the PGA Tour, Fort Worth Stock Show and Rodeo, two NASCAR races and a Verizon IndyCar Series race.

All 12 American Athletic Conference schools will participate in the 2020-22 championships. The format currently calls for four first-round games on the first day, followed by four quarterfinal matchups, two semifinal contests and the championship game.

The FedExForum in Memphis, Tennessee will host the 2019 championship, March 14-17.



SMU in The NBA Draft

Year	Player	Round (Overall)	Team
1949	Bob Prewitt	--	New York
1951	John Brown	7th Round (68)	Rochester
1957	Jim Krebs	1st Round (3)	Minneapolis
1957	Bobby Mills	10th Round (98)	St. Louis
1958	Rick Herrscher	6th Round (47)	St. Louis
1961	Steve Strange	9th Round (83)	Chicago
1962	Jan Loudermilk	4th Round (35)	Los Angeles
1964	Gene Elmore	4th Round (34)	San Francisco
1966	Carroll Hooser	6th Round (52)	Detroit
1967	Charles Beasley	7th Round (74)	Cincinnati
1969	Bill Voight	14th Round (183)	Chicago
1969	Bill Voight	16th Round (196)	Milwaukee
1969	Lynn Phillips	17th Round (202)	Milwaukee
1971	Gene Phillips	7th Round (119)	Milwaukee
1974	Sammy Hervey	6th Round (97)	Atlanta
1976	Ira Terrell	3rd Round (45)	Phoenix
1980	Brad Branson	2nd Round (45)	Detroit
1985	Jon Koncak	1st Round (5)	Atlanta
1985	Carl Wright	5th Round (113)	Philadelphia
1986	Kevin Lewis	6th Round (125)	San Antonio
1987	Terry Williams	5th Round (105)	Golden State
2001	Jeryl Sasser	1st Round (22)	Orlando
2017	Semi Ojeleye	2nd Round (37)	Boston
2017	Sterling Brown	2nd Round (46)	Philadelphia
2018	Shake Milton	2nd Round (54)	Dallas

SMU All-Americans

- 1934-35 Whitey Baccus (Sr.)
- 1955-56 Jim Krebs (Sr.)
- 1956-57 Jim Krebs (Sr.) (1st team - Consensus)
- 1959-60 Max Williams (Sr.)
- 1969-70 Gene Phillips (Sr.)
- 1970-71 Gene Phillips (Sr.)
- 1975-76 Ira Terrell (Sr.)
- 1984-85 Jon Koncak (Sr.) (2nd team - Consensus)
- 2002-03 Quinton Ross (Sr.)
- 2014-15 Nic Moore (Sr.) (AP Honorable Mention)
- 2015-16 Nic Moore (Sr.) (AP Honorable Mention)
- 2016-17 Semi Ojeleye (Sr.) (AP Honorable Mention)

SMU Conference Players Of The Year

- Rick Herrscher: 1957-58
- Denny Holman: 1966-67
- Gene Phillips: 1968-69, 1969-70, 1970-71
- Ira Terrell: 1975-76
- Mike Wilson: 1992-93
- Jeryl Sasser: 1998-99
- Quinton Ross: 2002-03

Nic Moore: 2014-15, 2015-16

Semi Ojeleye: 2016-17

SMU Multi-Time All-Conference First-Team

- Walter Allison (1926-27, 1927-28)
- Bill Skeeters (1929-30, 1930-31)
- J.D. Norton (1936-37, 1937-38)
- Billy Dewell (1936-37, 1937-38, 1938-39)
- Jack Brown (1949-50, 1950-51)
- Jim Krebs (1954-55, 1955-56, 1956-57)
- Bobby Mills (1955-56, 1956-57)
- Larry Showalter (1955-56, 1956-57)
- Rick Herrscher (1956-57, 1957-58)
- Max Williams (1958-59, 1959-60)
- Jan Loudermilk (1960-61, 1961-62)
- Carroll Hooser (1964-65, 1965-66)
- Charles Beasley (1965-66, 1966-67)
- Bill Voight (1967-68, 1968-69)
- Gene Phillips (1968-69, 1969-70, 1970-71)
- Ira Terrell (1972-73, 1973-74, 1974-75)
- Jon Koncak (1983-84, 1984-85)
- Jeryl Sasser (1998-99, 1999-00)

Nic Moore (2013-14, 2014-15, 2015-16)



Nic Moore was a 2-time All-American and 2-time AAC Player of the Year.

SMU LONGEST CONFERENCE WINNING STREAKS

Start Date	End Date
Feb. 15, 1955 at Texas A&M (W, 81-56)	Jan. 18, 1957 at Texas (L, 77-68)
15 Jan. 15, 2017 at Tulane (W, 80-64)	Jan. 4, 2018 at Tulane (L, 73-70)
12 Feb. 2, 1966 at Arkansas (W, 75-74)	Jan. 10, 1967 at Texas (L, 82-73)
11 Feb. 15, 1984 vs. Baylor (W, 74-57)	Jan. 26, 1985 at Texas Tech (L, 64-63)

HOME WINNING STREAKS:

Wins	Start Date	End Date
34	Texas A&M; W, 92-48 (Feb. 6, 1954)	Kansas; L, 73-65 (Sweet 16) (March 15, 1957)
33	[rv/rv] Gonzaga; W, 69-60 (Feb. 13, 2016)	Temple; L, 66-64 (Jan. 10, 2018)
19	Baylor; W, 74-57 (Feb. 15, 1984)	Texas Tech; L, 59-54 (Feb. 27, 1985)
15 ^	Loyola Marymount; W, 73-58 (Nov. 11, 2013)	#11/9 Louisville; L, 84-71 (March 5, 2014)
15	Connecticut; 73-55 (Feb. 14, 2015)	Tulsa; L, 82-77 (Feb. 10, 2016)

^Wins later vacated

18-0 AT HOME: SMU was 18-0 at Moody Coliseum in 2016-17. It was the fifth undefeated home slate in program history, but the first since 1955-56.

Record	Year
18-0	2016-17
10-0	1955-56
9-0	1954-55
5-0	1937-38
8-0	1916-17

Conference Titles (16)

- 1916-17 (TIAA)
- 1934-35 (SWC)
- 1936-37 (SWC)
- 1954-55 (SWC)
- 1955-56 (SWC)
- 1956-57 (SWC)
- 1957-58 (SWC)
- 1961-62 (SWC)
- 1964-65 (SWC)
- 1965-66 (SWC)
- 1966-67 (SWC)
- 1971-72 (SWC)
- 1987-88 (SWC)
- 1992-93 (SWC)

2014-15 (American)

2016-17 (American)

Tournament Champs (3)

- 1987-88 (SWC)
- 2014-15 (American)**
- 2016-17 (American)**

NCAA Tournaments (12)

- 1954-55 - RSF (16)
- 1955-56 - Final Four
- 1956-57 - RSF (16)
- 1964-65 - RSF (16)
- 1965-66 - RSF (16)
- 1666-67 - RF (8)
- 1983-84 - 2nd Rnd (32)
- 1984-85 - 2nd Rnd (32)
- 1987-88 - 2nd Rnd (32)
- 1992-93 - 1st Rnd (64)
- 2014-15 - 2nd Rnd (64)**
- 2016-17 - 1st Rnd (64)**

NIT (3)

- 1985-86 - 1st Rnd (32)
- 1999-00 - 1st Rnd (32)
- 2013-14 - Final**

CIT (1)

- 2010-11 - Semifinal

CCA Invitational (1)

- 1973-74 - 1st Rnd (8)

SMU LONGEST HOME CONFERENCE WINNING STREAKS

Start Date	End Date
27 Texas A&M (W, 92-48; 1953-54)	Texas A&M (L, 43-42; March 1, 1958)
15 Texas Tech (W, 93-91; Feb. 9, 1971)	Texas Tech (L, 64-59; Feb. 10, 1973)
14 East Carolina (W, 74-63; Feb. 21, 2016)	Temple (L, 66-64; Jan. 10, 2018)
13 Baylor (W, 26-15; 1936-37)	Texas (L, 33-27; Feb. 6, 1939)
10 Baylor (W, 28-16; 1924-25)	Arkansas (L, 32-30; 1926-27)
9 Rice (W, 112-89; Feb. 5, 1966)	Texas Tech (L, 82-74; Feb. 14, 1967)
9 Baylor (W, 74-57; Feb. 15, 1984)	Texas Tech (L, 59-54; Feb. 27, 1985)
8 Texas (W, 25-22; Feb. 7, 1930)	Arkansas (L, 32-27; 1930-31)
8 Texas Tech (W, 80-75; Jan. 23, 1988)	Houston (L, 84-83 OT; Jan. 21, 1989)
8^ #17/15 Connecticut (W, 74-65; Jan. 4, 2014)	#11/9 Louisville (L, 84-71; March 5, 2014)
8 Connecticut (W, 73-55; Feb. 14, 2015)	Tulsa (L, 82-77; Feb. 10, 2016)

^ Wins later vacated

2019 #FIGHT4LITERACY GAME: SMU Men's Basketball and Veritex Community Bank have partnered with Coaching for Literacy to support Readers 2 Leaders, a Dallas organization that promotes childhood reading and raises funds for the local literacy work. This is the sixth straight season SMU Men's Basketball has hosted a Coaching For Literacy game. Because life success is directly tied to the ability to read proficiently by the end of 3rd grade, the futures of local kids are on the line every year. That is why SMU and Tim Jankovich will host a #Fight4Literacy Game on December 3, 2019 to promote childhood reading and raise funds for the local literacy work of Readers 2 Leaders. For every \$10 contributed by SMU Mustangs fans, Coaching for Literacy (CFL) will provide 2 books to local kids like Annie, Jaylen, and Lucas. To learn more text "MUSTANGS4LIT" to 71-777 or visit: <http://igfn.us/vf/MUSTANGS4LIT>.

COACHING FOR LITERACY (CoachingForLiteracy.org): This is the sixth straight season SMU has hosted a CFL game (Dec. 3 vs Northwestern State - partnering with Veritex Community Bank to support Readers 2 Leaders). Jonathan Wilfong (SMU '17) and Andrew Renshaw, two then-high school seniors from Memphis, Tennessee, founded Coaching for Literacy in 2012. Proceeds raised from the event go towards funding effective literacy programs focused on helping elementary and middle school students. Coaching for Literacy partners with collegiate and professional sports teams. --- The mission of Coaching for Literacy is to increase awareness about the number of people in America who are functionally or totally illiterate and the social problems associated with illiteracy. By leveraging the unique power of collegiate and professional sports, Coaching for Literacy raises money to supports effective local literacy programs and schools focused on educating elementary and middle school students. SMU hosted two CFL events in 2014-15, two in 2015-16 and one in 2016-17, 2017-18 and 2018-19. In 2016-17, the SMU staff wore neon green ties during a three-game stretch as part of the awareness effort from the home win against Stanford on Dec. 19 through the win a Memphis, Wilfong's home town, on Dec. 27.

DAVID B. MILLER COURT: On Dec. 5, 2018, SMU named the Moody Coliseum court after David B. Miller, alumnus and vice-chair of the Board of Trustees. A two-time SMU graduate, Miller earned his bachelor's and master's degrees in business administration from Edwin L. Cox School of Business. As an undergraduate, he was a three-year starter and letterman on the varsity basketball team and a member of the 1971-72 Southwest Conference Co-Championship team. Since 2011, Mr. Miller and his wife, Carolyn Lacy Miller, have given \$20 million toward the expansion and renovation of Moody Coliseum as well as the construction of the Miller Event Center. He has served on the SMU Board of Trustees since 2008 and also serves as chairman of the Cox Executive Board. He is a recipient of Distinguished Alumni Awards from both the University and the Cox School. In 2009, Miller was honored with the Silver Anniversary Mustang Award by the SMU Lettermen's Association. He is also a recipient of the Methodist Health System Foundation's 2017 Folsom Leadership Award. Miller is a co-founder and partner of EnCap Investments L.P., a private equity firm based in Houston and Dallas. He also is the president of the David B. Miller Family Foundation, which he established in 2006. In addition to donating to academic and athletic programs at SMU, the Miller Family Foundation contributes to numerous charitable organizations. Carolyn Miller is vice president of the foundation. The Millers have been generous long-time donors to SMU. Their gifts have created the David B. Miller Endowed Professorship in Cox School of Business, the SMU-in-Taos Campus Center, the Don Jackson Center for Financial Studies in Cox and the EnCap Investments & LCM Group Alternative Asset Management Center, also in Cox, as well as numerous general university and school-specific scholarship funds. They also have provided support for the Crum Basketball Center, the men's basketball program and Circle of Champions in the Department of Athletics. Before establishing EnCap, Mr. Miller served as co-CEO of MAZE Exploration Inc., a Denver-based oil and gas company that he co-founded in 1981. Mr. Miller began his professional career with Republic National Bank of Dallas, ultimately serving as vice president and manager of the bank's wholly-owned subsidiary, Republic Energy Finance Corporation.

WORLD-CLASS FACILITY: SMU's Crum Basketball Center has been a world-class training center since opening in 2008. The 2011 NBA Champion Dallas Mavericks used the Crum Center for their 2008, 2009 and 2010 training camps. Several other NBA teams have also used the facility while in Dallas to play the Mavericks.

ESPN COLLEGE GAMEDAY 2-14-2015: Moody Coliseum hosted ESPN College GameDay Covered by State Farm on Feb. 14, 2015, prior to SMU's 73-55 win against defending national champion Connecticut. ESPN's College GameDay was hosted by Rece Davis. Analysts Seth Greenberg and Jay Williams were onsite while Jay Bilas contributed to the GameDay telecast from the Carrier Dome.



Head Coach Tim Jankovich and the SMU staff wore green ties in support of Coaching for Literacy. This is the fifth straight season SMU has supported CFL.



On Dec. 5, 2018, SMU named the Moody Coliseum court after David B. Miller, alumnus and vice-chair of the Board of Trustees. He was a 3-year starter on the basketball team and a member of the 1971-72 Southwest Conference Co-Championship team. Since 2011, Mr. Miller and his wife, Carolyn Lacy Miller, have given \$20 million toward the expansion and renovation of Moody Coliseum.

SMU SEASON RECORDS

With **Tim Jankovich** as
Head Coach/Associate Head Coach

Games played

1.	37	2013-14
2.	35	2010-11
	35	1987-88
	35	2016-17
5.	34	2014-15
6.	33	1983-84
	33	1984-85
	33	2017-18
9.	32	2012-13
	32	2011-12
	32	2018-19

Field goal percentage

1.	.541 (1023-1892)	1983-84
2.	.526 (1014-1928)	1984-85
3.	.517 (827-1600)	1986-87
4.	.512 (1103-2155)	1987-88
5.	.497 (858-1727)	2015-16
6.	.495 (756-1528)	1985-86
7.	.490 (813-1659)	1966-67
	.490 (821-1676)	1965-66
9.	.489 (858-1754)	1982-83
10.	.485 (1032-2130)	1975-76
11.	.483 (734-1520)	1988-89
	.483 (937-1938)	2013-14

3-point FG percentage

1.	.429 (88-205)	1986-87
2.	.420 (194-462)	2015-16
3.	.413 (97-235)	1988-89
4.	.410 (152-371)	1987-88
5.	.406 (286-705)	2016-17
6.	.394 (277-703)	2010-11
7.	.379 (174-459)	2013-14
8.	.379 (281-741)	2017-18
9.	.363 (145-400)	2014-15
10.	.359 (182-507)	2008-09
11.	.351 (183-521)	2009-10
12.	.346 (164-474)	1993-94
13.	.345 (113-328)	2012-13

Free throw percentage

—	.792	2019-20
1.	.769 (552-718)	1961-62
2.	.768 (552-719)	1970-71
3.	.761 (715-939)	1955-56
4.	.759 (542-714)	1965-66
5.	.746 (440-590)	1979-80
6.	.745 (493-662)	2012-13
7.	.742 (409-551)	2010-11
8.	.740 (506-684)	1962-63
9.	.735 (454-618)	1963-64
10.	.733 (671-915)	1954-55
	.733 (547-746)	1956-57

Total Points

1.	2879 (35 games)	1987-88
2.	2627 (37 games)	2013-14
3.	2599 (35 games)	2016-17
4.	2506 (33 games)	1983-84
5.	2491 (33 games)	1984-85
6.	2390 (28 games)	1975-76
7.	2363 (30 games)	1955-56
8.	2350 (34 games)	2014-15
9.	2319 (30 games)	2015-16
10.	2318 (30 games)	1999-00
11.	2306 (30 games)	2000-01
12.	2303 (32 games)	2018-19

Scoring Average

1.	87.0 (26 games)	1970-71
2.	85.4 (28 games)	1975-76
3.	84.0 (26 games)	1965-66
4.	83.3 (27 games)	1971-72
5.	82.3 (35 games)	1987-88
6.	82.0 (27 games)	1964-65

3-point field goals made

1.	286 (35 games)	2016-17
2.	281 (33 games)	2017-18
3.	277 (35 games)	2010-11
4.	263 (32 games)	2018-19
5.	248 (32 games)	2011-12
6.	215 (31 games)	2006-07
7.	205 (27 games)	1994-95
8.	202 (28 games)	1997-98
9.	194 (30 games)	2015-16
10.	192 (30 games)	1999-00
	192 (30 games)	2007-08

Free throws made

1.	715 (30 games)	1955-56
2.	671 (26 games)	1954-55
3.	610 (27 games)	1964-65
4.	594 (22 games)	1953-54
5.	586 (27 games)	1971-72
6.	579 (37 games)	2013-14
7.	552 (25 games)	1961-62
	552 (26 games)	1970-71
9.	547 (26 games)	1956-57
10.	543 (30 games)	2000-01
11.	542 (26 games)	1965-66
12.	541 (34 games)	2014-15

Assists

1.	786	1987-88
2.	675	1984-85
3.	655	1986-87
4.	608	1983-84
5.	567	2016-17
6.	561	2013-14
7.	528	2015-16
8.	524	2014-15
9.	512	1982-83
10.	509	1975-76
11.	488	2010-11
12.	487	1985-86

Assists average

1.	22.6 (29 games)	1986-87
2.	22.5 (35 games)	1987-88
3.	20.5 (33 games)	1984-85
4.	18.4 (33 games)	1983-84
5.	18.2 (28 games)	1975-76
6.	17.6 (30 games)	2015-16
7.	17.1 (30 games)	1982-83
8.	16.8 (29 games)	1985-86
—	16.7	2019-20
9.	16.4 (25 games)	1972-73
10.	16.3 (28 games)	1992-93
11.	16.2 (28 games)	1979-80
	16.2 (35 games)	2016-17

Blocked shots

1.	165	2013-14
2.	149	2002-03
3.	147	1984-85
4.	146	1983-84
	146	2014-15
6.	138	2005-06
7.	137	2015-16
8.	132	2012-13
9.	124	1978-79
10.	123	1998-99
	123	2018-19
12.	122	2007-08
	122	2006-07
14.	120	1977-78
15.	119	2001-02
16.	117	2016-17

Blocked shots average

1.	5.0 (30 games)	2002-03
2.	4.8 (29 games)	2005-06
3.	4.6 (27 games)	1978-79
	4.6 (30 games)	2015-16
5.	4.5 (33 games)	1984-85
	4.5 (37 games)	2013-14
7.	4.4 (33 games)	1983-84
8.	4.3 (28 games)	1977-78
	4.3 (34 games)	2014-15
10.	4.1 (29 games)	2001-02
	4.1 (30 games)	1998-99
	4.1 (30 games)	2007-08
	4.1 (32 games)	2012-13

Steals

1.	297	1987-88
2.	282	2013-14
3.	278	1999-00
4.	248	1998-99
5.	244	2017-18
6.	242	2004-05
7.	238	1984-85
8.	237	2014-15
9.	234	2002-03
10.	233	1992-93
11.	225	2003-04
12.	222	2005-06
13.	221	2011-12
14.	220	2012-13

Steals average

1.	9.3 (30 games)	1999-00
2.	8.6 (28 games)	2004-05
3.	8.5 (35 games)	1987-88
4.	8.3 (28 games)	1992-93
5.	8.3 (30 games)	1998-99
6.	7.8 (30 games)	2002-03
7.	7.7 (29 games)	2005-06
8.	7.6 (37 games)	2013-14
9.	7.5 (30 games)	2003-04
10.	7.4 (28 games)	1996-97
	7.4 (33 games)	2017-18

Best Assist-to-Turnover Ratio

1.	1.74	1986-87
2.	1.71	1987-88
3.	1.50	2016-17
4.	1.42	2015-16
5.	1.37	1985-86

Fewest Turnovers Per Game

1.	10.8	2016-17
2.	11.0	2018-19
3.	11.6	1996-97
	11.6	2017-18
5.	12.0	1998-99
6.	12.3	1985-86
7.	12.4	2015-16
8.	12.5	2014-15

Scoring defense

1.	59.8 (34 games)	2014-15
2.	60.0 (35 games)	2016-17
3.	60.1 (32 games)	2011-12
4.	61.3 (35 games)	2010-11
5.	61.4 (29 games)	1985-86
6.	62.2 (25 games)	1957-58
7.	62.2 (37 games)	2013-14
8.	62.6 (31 games)	2006-07
9.	62.7 (32 games)	2012-13
10.	63.2 (24 games)	1958-59
11.	63.4 (30 games)	2015-16
12.	64.1 (29 games)	2005-06
	64.1 (33 games)	2017-18
14.	64.2 (26 games)	1956-57
15.	64.5 (31 games)	2009-10
	64.5 (24 games)	1959-60

Field goal pct defense

1.	.345 (498-1443)	1953-54
2.	.364 (656-1804)	1957-58
3.	.367 (766-2087)	1955-56
4.	.373 (609-1631)	1958-59
5.	.380 (609-1602)	1961-62
6.	.381 (691-1815)	2014-15
7.	.385 (762-1977)	2013-14
8.	.386 (745-1928)	2016-17
9.	.387 (576-1488)	1959-60
10.	.389 (661-1698)	1954-55
—	.391	2019-20
11.	.394 (660-1674)	1956-57
12.	.395 (655-1657)	2012-13
13.	.400 (676-1690)	2015-16
14.	.402 (650-1618)	1960-61

3-point FG pct defense


1.	.305 (120-394)	1987-88
2.	.308 (203-660)	2011-12
3.	.314 (157-500)	1992-93
4.	.321 (248-773)	2013-14
	.321 (282-878)	2016-17
6.	.322 (197-611)	2006-07
7.	.326 (268-823)	2014-15
—	.327	2019-20
8.	.330 (187-567)	1997-98
9.	.331 (224-676)	2015-16
10.	.332 (203-612)	2003-04
	.332 (178-536)	1999-00
12.	.333 (148-445)	2004-05
13.	.338 (188-557)	2000-01
	.338 (160-473)	2005-06
	.338 (259-766)	2017-18

Scoring margin

1.	14.3 (74.3-60.0)	2016-17
2.	13.9 (77.3-63.4)	2015-16
3.	13.4 (77.6-64.2)	1956-57
4.	11.0 (78.8-67.7)	1955-56
—	10.8	2019-20
5.	10.4 (82.3-71.8)	1987-88
6.	9.4 (69.1-59.8)	2014-15
7.	8.8 (71.0-62.2)	2013-14
8.	8.4 (77.1-68.7)	1953-54
9.	8.1 (75.9-67.8)	1983-84
10.	8.0 (75.5-67.5)	1984-85

Rebound margin

1.	10.2 (39.4-29.3)	2015-16
2.	8.7 (38.1-29.5)	2016-17
3.	8.4 (37.2-28.8)	1988-89
—	8.3	2019-20
4.	6.7 (36.6-29.9)	2014-15
5.	5.7 (48.5-42.8)	1959-60
6.	5.0 (46.5-41.5)	1958-59
7.	4.8 (36.0-31.3)	2013-14
8.	4.6 (38.1-33.5)	1984-85
9.	4.3 (43.3-39.0)	1999-00



5
EMMANUEL
BANDOUMEL
G, 6-4, 180, SO-1L
Quebec City, Quebec
de Brebeuf HS
Hill College [Texas]

2019-20 (Sophomore): Career-high 12 points (4-7 FG, 1-4 3FG, 3-3 FT) with 3 rebounds and an assist in the AAC opener vs USF 1/1...First double-figure game with 10 points and 5 rebounds in the win vs Northwestern State 12/3.

2018-19 (Freshman at Hill College): Started 27 of 30 games played ... Averaged 13.9 points, 4.0 rebounds, 1.9 assists, 53.0% FGs, 39.0% 3FGs, 80.8% FTs.

Prep: The Quebec City native played for Coach Michael Chmielewski at Jean-de-Brébeuf High School and AAU for Coach Joey McKittrick with Brookwood Elite.


HIGHS	SEASON	AAC GAME	CONF. TOUR./POST
MINUTES	32, Jackson St 11/16/19	23, USF 1/1/20	
FG	4, USF 1/1/20	4, USF 1/1/20	
FGA	10, Jacksonville St 11/5/19	7, USF 1/1/20	
3FG	2, Jackson St 11/16/19 2, Georgetown 12/7/19	1, USF 1/1/20	
3FGA	6, Georgetown 12/7/19	4, USF 1/1/20	
FT	7, Northwestern St 12/3/19	3, USF 1/1/20	
FTA	9, Northwestern St 12/3/19	3, USF 1/1/20	
REBOUNDS	5, Jacksonville St 11/5/19 5, Northwestern St 12/3/19	3, USF 1/1/20	
ASSISTS	3, Jackson St 11/16/19	1, USF 1/1/20	
BLOCKS	1, at UNLV 11/23/19		
STEALS	1, Georgetown 12/7/19		
POINTS	12, USF 1/1/20	12, USF 1/1/20	

2019-20 GAME-BY-GAME STATISTICS

Opponent	Date	GS	Min	FG	FGA	Pct	3FG	FGA	Pct	FT	FTA	Pct	Off	Def	Tot	Avg	PF	FO	A	TO	Blk	Stl	Pts	Avg	
JACKSONVILLE ST.	11/05/19	*	26	3	10	.300	0	4	.000	0	0	.000	1	4	5	5.0	3	0	2	2	0	0	6	6.0	
NEW ORLEANS	11/12/19	*	16	2	7	.286	0	3	.000	0	0	.000	0	2	2	3.5	2	0	2	1	0	0	4	5.0	
JACKSON ST.	11/16/19	*	32	3	6	.500	2	4	.500	0	0	.000	0	2	2	3.0	1	0	3	6	0	0	8	6.0	
at Evansville	11/18/19	*	29	1	7	.143	0	2	.000	0	0	.000	0	3	3	3.0	2	0	1	3	0	0	2	5.0	
at UNLV	11/23/19		11	1	3	.333	1	2	.500	0	0	.000	0	2	2	2.8	4	0	0	0	1	0	3	4.6	
HARTFORD	11/27/19		19	2	5	.400	0	2	.000	3	6	.500	0	4	4	3.0	3	0	2	0	0	0	7	5.0	
ABILENE CHRISTIAN	11/29/19		14	0	1	.000	0	0	.000	1	2	.500	0	4	4	3.1	1	0	1	1	0	0	1	4.4	
NORTHWESTERN ST.	12/03/19		18	1	3	.333	1	1	1.000	7	9	.778	2	3	5	3.4	1	0	0	1	0	0	10	5.1	
GEORGETOWN	12/07/19		24	2	7	.286	2	6	.333	2	4	.500	2	0	2	3.2	1	0	1	0	0	1	8	5.4	
at Georgia	12/20/19		10	1	4	.250	0	3	.000	0	0	.000	0	2	2	3.1	1	0	1	1	0	0	2	5.1	
GEORGIA ST.	12/23/19		5	0	2	.000	0	2	.000	2	2	1.000	0	0	0	2.8	0	0	0	1	0	0	2	4.8	
SOUTH FLA.	01/01/20		23	4	7	.571	1	4	.250	3	3	1.000	1	2	3	2.8	2	0	1	1	0	0	12	5.4	
Totals			4	227	20	.62	.323	7	.33	.212	18	.26	.692	6	28	34	2.8	21	0	14	17	1	1	65	5.4

Games played: 12
 Minutes/game: 18.9
 Points/game: 5.4
 FG Pct: 32.3
 3FG Pct: 21.2
 FT Pct: 69.2

Rebounds/game: 2.8
 Assists/game: 1.2
 Turnovers/game: 1.4
 Assist/turnover ratio: 0.8
 Steals/game: 0.1
 Blocks/game: 0.1



25
ETHAN
CHARGOIS
F, 6-9, 235, JR - 2L
Tulsa, Oklahoma
Union HS

2019-20 (Junior): Had 8 points, 7 rebounds and tied career high with n5 assists in win vs Georgia State 12/23...Team-high 15 points with 3 rebounds, 2 assists and a steal in the win at [r/vr] Evansville 11/18.

2018-19 (Sophomore): Played in every game (started all but senior day vs Wichita State 3/3)... 12.4 points (2nd SMU, 23rd AAC), 6.2 rebounds (3rd SMU, 12th AAC), 2.0 offensive rebounds (2nd SMU, 15th AAC), 4.2 defensive rebounds (2nd SMU, 14th AAC) ... Had four double-doubles ... shot 34.9% from three... **GAME HIGHLIGHTS:** Conference career high 21 points in 38 minutes vs. [12/12] Houston 3/7... Recorded career high 12 rebounds, 16 points and 2 assists in fourth double-double of the season against Wichita State 1/30 ...Career-high 25 points with 8 rebounds, 2 assists and 2 blocks vs Southern Miss 11/11.

2018 Summer: Played on a Global Sports Academy U.S. team for the Goodwill Tour in Belgium, Netherlands and Germany Aug. 11-16. He was on the same squad as SMU teammate William Douglas, going 6-0. SMU teammate Feron Hunt was on the same trip with another Global Sports Academy U.S. team that also went 6-0.

2017-18 (Freshman): Played in 31 games, started 24... Averaged 9.1 points and 4.4 rebounds... Shot 46.3% FG (101-218)... **GAME HIGHLIGHTS:** Added 12 points (5-8 FG), 2 steals, a rebound and an assist in the win at [7/4] Wichita State 1/17...Had 16 points (6-10 FG, 2-3 3FG), 7 rebounds, 3 assists, 3 blocks and 2 steals in the win vs [-/rv] Boise State 12/18...Had 21 points (8-13 FG, 2-5 3FG, 3-3 FT) and 7 rebounds at [20/20] TCU 12/5... Had 12 points (including SMU's first 11 of the second half) with 3 rebounds, an assist and a steal in the win vs [2/4] Arizona 11/23... **AWARDS:** AAC All-Rookie Team (3/6), AAC Rookie of the Week (11/13, 12/18).

HIGHS	SEASON	CAREER	AAC GAME	CONF. TOUR/POST
MINUTES	36, at Georgia 12/20/19	38, at [r/vr] Cincinnati 2/2/19 38, at [12/12] Houston 3/7/19 38, vs Tulsa 3/14/19	38, at [r/vr] Cincinnati 2/2/19 38, at [12/12] Houston 3/7/19	38, vs Tulsa 3/14/19
FG	5,at [r/vr] Evansville 11/18/19	8, ULM 11/12/17 8, vs Western Ky. 11/24/17 8, at [20/20] TCU 12/5/17 8, Southern Miss 11/11/18	7, at USF 3/4/18	5, vs Tulsa 3/14/19
FGA	11,at [r/vr]Evansville 11/18/19	17, Southern Miss 11/11/18 17, Lipscomb 11/17/18	15, at Wichita St. 1/30/19	9, vs Tulsa 3/14/19
3FG	2,at[r/vr]Evansville 11/18/19 2, Hartford 11/27/19	4, Southern Miss 11/11/18 4, Lipscomb 11/17/18	3, East Carolina 1/28/18 3, Tulsa 1/12/19	1, vs Connecticut 3/8/18 1, vs Tulsa 3/14/19 1,v[24/23]Cincinnati 3/15/19
3FGA	5,at[r/vr]Evansville 11/18/19 5, at UNLV 11/23/19	10, Lipscomb 11/17/18	6, UCF 12/27/17 6, Memphis 2/14/18 6, [21/17] Houston 1/16/19 6, at Wichita St 1/30/19 6, at [r/vr] Cincinnati 2/2/19	4, vs Connecticut 3/8/18 4, vs Tulsa 3/14/19
FT	4, Georgia St 12/23/19	7, at [12/12] Houston 3/7/19 7, at USF 3/10/19	7, at [12/12] Houston 3/7/19 7, at USF 3/10/19	2,v[24/23]Cincinnati 3/15/19
FTA	6, Jacksonville St 11/5/19 6, Georgia St 12/23/19	9, at Wichita St. 1/30/19	9, at Wichita St. 1/30/19	5,v[24/23]Cincinnati 3/15/19
REBOUNDS	7, Georgia St 12/23/19	12, [21/17] Houston 1/16/19 12, at Wichita St. 1/30/19	12, [21/17] Houston 1/16/19 12, at Wichita St. 1/30/19	6, vs Tulsa 3/14/19
ASSISTS	5, Georgia St 12/23/19	5, at [r/vr] Cincinnati 2/2/19 5, Georgia St 12/23/19	5, at [r/vr] Cincinnati 2/2/19	3,v[24/23]Cincinnati 3/15/19
BLOCKS	2, Jackson St 11/16/19 2, USF 1/1/20	4, New Orleans 12/13/17	2, UCF 12/27/17 2, East Carolina 1/28/18 2, at Tulane 1/4/19 2, USF 1/1/20	1, vs Connecticut 3/8/18 1, vs Tulsa 3/14/19
STEALS	3, Georgetown 12/7/19 3, at Georgia 12/20/19	3, [13/12] Wichita St 2/24/18 3, at USF 3/4/18 3, at Georgetown 12/15/18 3, East Carolina 1/2/19 3, Georgetown 12/7/19 3, at Georgia 12/20/19	3, [13/12] Wichita St 2/24/18 3, at USF 3/4/18 3, East Carolina 1/2/19	2,v[24/23]Cincinnati 3/15/19
POINTS	15,at[r/vr]Evansville 11/18/19	25, Southern Miss 11/11/18	21, at [12/12] Houston 3/7/19	12, vs Tulsa 3/14/19
DOUBLE-DOUBLES				
1 - W. Carolina 11/14/18 (12 pts, 10 rebs)		2 - Lipscomb 11/17/18 (22 pts, 11 rebs)		3 - [21/17] Houston 1/16/19 (12 pts, 12 rebs)
4 - at Wichita State 1/30/19 (16 pts, 12 rebs)				

2017 Summer Tour (Canada - Aug. 7-14): Averaged 11.0 points and 3.5 rebounds in two games while hitting 9-19 FGs (.474).

2019-20 GAME-BY-GAME STATISTICS

Opponent	Date	GS	Min	FG	FGA	Pct	3FG	FGA	Pct	FT	FTA	Pct	Off	Def	Tot	Avg	PF	FO	A	TO	Blk	Stl	Pts	Avg
JACKSONVILLE ST.	11/05/19	*	30	3	9	.333	1	3	.333	3	6	.500	2	4	6	6.0	2	0	1	3	0	0	10	10.0
NEW ORLEANS	11/12/19	*	23	1	8	.125	1	4	.250	2	4	.500	3	3	6	6.0	3	0	2	1	1	0	5	7.5
JACKSON ST.	11/16/19	*	24	3	7	.429	1	3	.333	2	2	1.000	3	1	4	5.3	2	0	3	2	2	1	9	8.0
at Evansville	11/18/19	*	33	5	11	.455	2	5	.400	3	3	1.000	2	1	3	4.8	3	0	2	4	0	1	15	9.8
at UNLV	11/23/19	*	31	2	8	.250	1	5	.200	0	0	.000	1	2	3	4.4	2	0	4	0	1	1	5	8.8
HARTFORD	11/27/19	*	14	3	7	.429	2	3	.667	0	0	.000	3	2	5	4.5	1	0	1	0	1	1	8	8.7
ABILENE CHRISTIAN	11/29/19	DNP - Injury																						
NORTHWESTERN ST.	12/03/19	DNP - Injury																						
GEORGETOWN	12/07/19	*	20	1	8	.125	0	3	.000	0	0	.000	3	3	6	4.7	2	0	0	4	1	3	2	7.7
at Georgia	12/20/19	*	36	2	6	.333	0	3	.000	0	0	.000	1	2	3	4.5	4	0	2	0	1	3	4	7.3
GEORGIA ST.	12/23/19	*	28	2	5	.400	0	0	.000	4	6	.667	1	6	7	4.8	2	0	5	4	1	1	8	7.3
SOUTH FLA.	01/01/20	*	22	3	5	.600	0	2	.000	0	0	.000	0	4	4	4.7	2	0	3	1	2	0	6	7.2
Totals		9	261	25	74	.338	8	31	.258	14	21	.667	19	28	47	4.7	23	0	23	19	10	11	72	7.2

Games played: 10
 Minutes/game: 26.1
 Points/game: 7.2
 FG Pct: 33.8
 3FG Pct: 25.8
 FT Pct: 66.7

Rebounds/game: 4.7
 Assists/game: 2.3
 Turnovers/game: 1.9
 Assist/turnover ratio: 1.2
 Steals/game: 1.1
 Blocks/game: 1.0


CAREER STATISTICS

Year	GP	GS	Min	Avg	FG	FGA	Pct	FG	FGA	Pct	FT	FTA	Pct	Off	Def	Tot	Avg	PF	FO	Ast	TO	Blk	Stl	Pts	Avg
2017-18	31	24	661	21.3	101	218	.463	35	105	.333	44	77	.571	46	89	135	4.4	82	1	33	41	21	25	281	9.1
2018-19	32	31	926	28.9	133	306	.435	45	129	.349	86	123	.699	65	133	198	6.2	93	2	61	63	23	28	397	12.4
2019-20	10	9	261	26.1	25	74	.338	8	31	.258	14	21	.667	19	28	47	4.7	23	0	23	19	10	11	72	7.2
TOTAL	73	64	1848	25.3	259	598	.433	88	265	.332	144	221	.652	130	250	380	5.2	198	3	117	123	54	64	750	10.3

Ethan Chargeois - 25

SMU Career 3FG Made - 80+ (Games Played)

1	273	Stephen Woods (112), 1996-00
2	267	Robert Nyakundi (123), 2008-12
3	256	Bryan Hopkins (105), 2002-06
4	225	Nic Moore (100), 2013-16
5	220	Troy Matthews (110), 1993-97
6	190	Shake Milton (87), 2015-18
7	170	Quinton Ross (119), 1999-03
8	163	Jahmal McMurray, 2017-19
9	161	Chad Allen (108), 1990-94
10	133	Jeryl Sasser (117), 1997-01
11	131	Mike Walker (120), 2007-11
12	128	Sterling Brown (136), 2013-17
13	121	Jemeil Rich (81), 1994-97
14	119	Jon Killen (118), 2004-08
15	107	Damon Hancock (112), 1998-02
16	105	Ben Emelogu (102), 2014-18
17	103	Derrick Roberts (106), 2004-08
18	99	Jabari Hearn (82), 1993-97
19	95	Chad Elsey (58), 1997-99
20	92	Todd Alexander (45), 1987-89
21	88	Ethan Chargeois, 2017-
22	87	Rodney Clinkscales (88), 2009-12
23	81	Dez Willingham (60), 2005-07



3
KENDRIC DAVIS
G, 5-11, 180, So.-TR
Houston, Texas
TCU
Sam Houston HS

2019-20 (Sophomore): Had 12 points, 9 rebounds and 5 assists in the AAC opener vs USF 1/1...First career double-double with 17 points (6-9 FG, 2-4 3FG, 3-3 FT) and a career-high 10 assists with 2 steals in the win over Abilene Christian 11/29...Team highs of 21 points (7-13 FG, 1-4 3FG, 6-6 FT) and a career-high 9 rebounds with 4 assists and a steal in his SMU debut, a 72-68 win at UNLV 11/23... **AWARDS:** Southwestern Showdown MVP 11/29 (SMU Team Champion 4-0).

2018-19 (Freshman at TCU): Played in all 37 games while starting two... Averaged 6.3 points, 1.7 rebounds and 2.0 assists per game... Scored at least 10 points eight times... Scored a season-high 22 points at No. 17 Iowa State (2/9/19) on a season-best 7-of-10 shooting... Scored 16 points the following week against No. 14 Kansas (2/11/19)... Had a season-high six rebounds against Oral Roberts (11/11/18)... Had a season-high six assists against Central Michigan (11/30/18)... Made at least two 3-pointers in a game four times.

Prep: Earned a four-star rating by ESPN, 247Sports and Rivals... A nominee for the McDonald's All-American Game... Named to the second team of the ALL-USA Texas Boys Basketball Team by USA Today as a senior... Was a member of the TABC Boys' All-State Class 6A Team as a senior junior and sophomore... Named 20-6A District MVP as a senior, junior and sophomore... Ranked as the No. 23 point guard in the nation and No. 9 player in Texas by 247Sports... Ranked as the No. 100 player and No. 22 point guard

nationally by Rivals... Averaged 22.6 points and 6.6 assists per game while shooting 79 percent from the field, 51.3 percent from three and 82 percent from the free throw line as a senior... Led Sam Houston to a 29-5 record... All-Greater Houston Area First Team as a junior and a senior... Averaged 23.0 points and 7.4 assists per game as a junior... Averaged 19.1 points and 7.3 assists as a sophomore.

HIGHS	SEASON	CAREER	CONF. GAME	CONF. TOUR/POST
MINUTES	45, at Georgia 12/20/19	45, at Georgia 12/20/19	36 (TCU), Kansas 2/11/19	23(TCU),SamHoustonSt3/20/19
FG	7, at UNLV 11/23/19	7 (TCU), at Iowa State 2/9/19 7, at UNLV 11/23/19	7 (TCU), at Iowa State 2/9/19	4(TCU),SamHoustonSt3/20/19 4 (TCU), v Nebraska 3/24/19
FGA	16, at Georgia 12/20/19	16, at Georgia 12/20/19	12 (TCU), at Okla. St 2/18/19	9 (TCU), v Texas 4/2/19
3FG	2, Abilene Christian 11/29/19 2, Georgetown 12/7/19 2, USF 1/1/20	2 (TCU), at Kansas St 1/19/19 2 (TCU), at Iowa State 2/9/19 2 (TCU), Nebraska 3/24/19	2 (TCU), at Kansas St 1/19/19 2 (TCU), at Iowa State 2/9/19	2 (TCU), v Nebraska 3/24/19
3FGA	5, at Georgia 12/20/19	6 (TCU), at Kansas St 1/19/19	6 (TCU), at Kansas St 1/19/19	3 (TCU), v Nebraska 3/24/19
FT	12, Georgia St 12/23/19	12, Georgia St 12/23/19	7 (TCU), Kansas 2/11/19	2, 4 times
FTA	13, Georgia St 12/23/19	13, Georgia St 12/23/19	11 (TCU), Kansas 2/11/19	6(TCU),SamHoustonSt3/20/19
REBOUNDS	9, at UNLV 11/23/19	9, at UNLV 11/23/19	5 (TCU), Kansas 2/11/19	3 (TCU), v Texas 4/2/19
ASSISTS	10, Abilene Christian 11/29/19	10, Abilene Christian 11/29/19	9, USF 1/1/20	3 (TCU), v Creighton 3/26/19
BLOCKS	1, at Georgia 12/20/19 1, Georgia St 12/23/19 1, USF 1/1/20	1 (TCU), Kansas St 3/4/19 1, Georgia St 12/23/19 1, Georgia St 12/23/19 1, USF 1/1/20	1 (TCU), Kansas St 3/4/19 1, USF 1/1/20	
STEALS	3, Hartford 11/27/19	6 (TCU), Oklahoma 2/16/19	6 (TCU), Oklahoma 2/16/19	2 (TCU), v Kansas St 3/14/19
POINTS	21, at UNLV 11/23/19	22 (TCU), at Iowa State 2/9/19	22 (TCU), at Iowa State 2/9/19	12(TCU),v Nebraska 3/24/19
DOUBLE-DOUBLES	1 - Abilene Christian 11/29/19 (17 pts, 10 asts)			

2019-20 GAME-BY-GAME STATISTICS

Opponent	Date	GS	Min	FG	FGA	Pct	3FG	FGA	Pct	FT	FTA	Pct	Off	Def	Tot	Avg	PF	FO	A	TO	Blk	Stl	Pts	Avg
JACKSONVILLE ST.	11/05/19		DNP																					
NEW ORLEANS	11/12/19		DNP																					
JACKSON ST.	11/16/19		DNP																					
at Evansville	11/18/19		DNP																					
at UNLV	11/23/19	*	35	7	13	.538	1	4	.250	6	6	1.000	0	9	9	9.0	3	0	4	1	0	1	21	21.0
HARTFORD	11/27/19	*	27	6	12	.500	1	3	.333	3	3	1.000	0	0	0	4.5	1	0	8	0	0	3	16	18.5
ABILENE CHRISTIAN	11/29/19	*	35	6	9	.667	2	4	.500	3	3	1.000	1	1	2	3.7	3	0	10	4	0	2	17	18.0
NORTHWESTERN ST.	12/03/19	*	27	4	12	.333	0	2	.000	1	1	1.000	1	5	6	4.3	1	0	8	1	0	1	9	15.8
GEORGETOWN	12/07/19	*	36	5	11	.455	2	4	.500	5	5	1.000	1	3	4	4.2	0	0	5	5	0	0	17	16.0
at Georgia	12/20/19	*	45	4	16	.250	0	5	.000	2	2	1.000	2	5	7	4.7	1	0	7	2	1	0	10	15.0
GEORGIA ST.	12/23/19	*	33	3	7	.429	0	2	.000	12	13	.923	0	4	4	4.6	3	0	9	3	1	1	18	15.4
SOUTH FLA.	01/01/20	*	29	5	10	.500	2	4	.500	0	0	.000	2	3	5	4.6	2	0	9	5	1	1	12	15.0
Totals			8	267	40	.444	8	28	.286	32	33	.970	7	30	37	4.6	14	0	60	21	3	9	120	15.0

Games played: 8
 Minutes/game: 33.4
 Points/game: 15.0
 FG Pct: 44.4
 3FG Pct: 28.6
 FT Pct: 97.0

Rebounds/game: 4.6
 Assists/game: 7.5
 Turnovers/game: 2.6
 Assist/turnover ratio: 2.9
 Steals/game: 1.1
 Blocks/game: 0.4

CAREER STATISTICS

Year	GP	GS	Min	Avg	FG	FGA	Pct	3FG	FGA	Pct	FT	FTA	Pct	Off	Def	Tot	Avg	PF	FO	Ast	TO	Blk	Stl	Pts	Avg
2018-19*	37	2	634	17.1	79	193	.409	15	47	.319	60	85	.706	12	50	62	1.7	58	0	75	59	1	33	233	6.3
2019-20	8	8	267	33.4	40	90	.444	8	28	.286	32	33	.970	7	30	37	4.6	14	0	60	21	3	9	120	15.0
All*	45	10	901	20.0	119	283	.420	23	75	.307	92	118	.780	19	80	99	2.2	72	0	135	80	4	42	353	7.8

* Statistics from prior team/school



14
WILLIAM
DOUGLAS
G, 6-5, 193, JR - 2L
Memphis, Tennessee
Christian Brothers HS

2019-20 (Junior): Made his season debut vs Hartford on 12/27 after missing the first five games with a hand injury.

2018-19 (Sophomore): Played in 25 games ... totaled 19 points 17 rebounds... **GAME HIGHLIGHTS:** Had 2 points, a block, a rebound and an assist in 8 minutes in the win vs Connecticut 2/21.

2018 Summer: Played on a Global Sports Academy U.S. team for the Men's Basketball Goodwill Tour in Belgium, Netherlands and Germany Aug. 11-16. He was on the same squad as SMU teammate Ethan Chargois, going 6-0. SMU teammate Feron Hunt was on the same trip with another Global Sports Academy U.S. team that also went 6-0.

2017-18 (Freshman): Played in 33 games, started 1 (Memphis)... Averaged 2.0 points and 1.9 rebounds...3+ steals in 3 (W. Kentucky, USC, at East Carolina)... Recorded a season-high 11 points (4-8 FG, 2-4 3FG, 1-1 FT) with three rebounds and two assists at [rv/rv] Houston 2/8 ... Posted 7 rebounds, 5 points and 3 steals at East Carolina 2/21... Grabbed six rebounds, with three assists and 1 steal at Tulsa 2/1...

AWARDS: American Athletic Conference All-Academic Team.

2017 Summer Tour (Canada – Aug. 7-14): Averaged 4.0 points, 4.3 rebounds, 2.0 assists and 1.0 steals...had 10 points, 5 rebounds, 3 steals and 2 assists in

the opener at McGill.

HIGHS	SEASON	CAREER	AAC GAME	CONF. TOUR/POST
MINUTES	9, Northwestern St 12/3/19	28, Memphis 2/14/18	28, Memphis 2/14/18	20, v [8/8] Cincinnati 3/9/18
FG	1, Hartford 11/27/19	4, at [rv/rv] Houston 2/8/18	4, at [rv/rv] Houston 2/8/18	1, v [8/8] Cincinnati 3/9/18
FGA	1, Hartford 11/27/19 1, Abilene Christian 11/29/19 1, Northwestern St 12/3/19	8, at [rv/rv] Houston 2/8/18	8, at [rv/rv] Houston 2/8/18	3, v [8/8] Cincinnati 3/9/18
3FG		3, [13/12] Wichita St 2/24/18	3, [13/12] Wichita St 2/24/18	1, v [8/8] Cincinnati 3/9/18
3FGA	1, Abilene Christian 11/29/19 1, Northwestern St 12/3/19	4, Northwestern St 11/15/17 4, at [rv/rv] Houston 2/8/18 4, [13/12] Wichita St 2/24/18 4, Northwestern St 11/8/18 4, at UCF 2/24/19	4, at [rv/rv] Houston 2/8/18 4, [13/12] Wichita St 2/24/18 4, at UCF 2/24/19	2, v [8/8] Cincinnati 3/9/18
FT		4, [-rv] Boise St 12/18/17 2, [6/6] Cincinnati 2/11/18 2, at East Carolina 2/21/18		1, vs Connecticut 3/8/18
FTA		4, [-rv] Boise St 12/18/17 2, [6/6] Cincinnati 2/11/18 2, at UCF 2/24/19		2, vs Connecticut 3/8/18 2, at East Carolina 2/21/18
REBOUNDS	1, Northwestern St 12/3/19	7, at East Carolina 2/21/18	7, at East Carolina 2/21/18	4, vs Connecticut 3/8/18
ASSISTS	1, Northwestern St 12/3/19	4, UAPB 11/18/17	3, at Tulsa 2/1/18	2, vs Connecticut 3/8/18
BLOCKS		1, ULM 11/12/17 1, Northwestern St 11/15/17 1, at Connecticut 1/25/18 1, Connecticut 2/21/19	1, at Connecticut 1/25/18 1, Connecticut 2/21/19	
STEALS	1, Northwestern St 12/3/19	3, vs Western Ky. 11/24/17 3, [14/18] USC 12/2/17 3, at East Carolina 2/21/18	3, at East Carolina 2/21/18	
POINTS	2, Hartford 11/27/19	11, at [rv/rv] Houston 2/8/18	11, at [rv/rv] Houston 2/8/18	3, v [8/8] Cincinnati 3/9/18

2019-20 GAME-BY-GAME STATISTICS


Opponent	Date	GS	Min	FG	FGA	Pct	3FG	FGA	Pct	FT	FTA	Pct	Off	Def	Tot	Avg	PF	FO	A	TO	Blk	Stl	Pts	Avg
JACKSONVILLE ST.	11/05/19																							
NEW ORLEANS	11/12/19																							
JACKSON STATE	11/16/19																							
at Evansville	11/18/19																							
at UNLV	11/23/19																							
HARTFORD	11/27/19		4	1	1	1.000	0	0	.000	0	0	.000	0	0	0	0.0	0	0	0	0	0	0	2	2.0
ABILENE CHRISTIAN	11/29/19		4	0	1	.000	0	1	.000	0	0	.000	0	0	0	0.0	1	0	0	1	0	0	0	1.0
NORTHWESTERN ST.	12/03/19		9	0	1	.000	0	1	.000	0	0	.000	0	1	1	0.3	2	0	1	0	0	1	0	0.7
GEORGETOWN	12/07/19																							
at Georgia	12/20/19																							
GEORGIA ST.	12/23/19																							
SOUTH FLA.	01/01/20																							
Totals		0	17	1	3	.333	0	2	.000	0	0	.000	0	1	1	0.3	3	0	1	1	0	1	2	0.7

Games played: 3
 Minutes/game: 5.7
 Points/game: 0.7
 FG Pct: 33.3
 3FG Pct: 0.0

Rebounds/game: 0.3
 Assists/game: 0.3
 Turnovers/game: 0.3
 Assist/turnover ratio: 1.0
 Steals/game: 0.3

CAREER STATISTICS

Year	GP	GS	Min	Avg	FG	FGA	Pct	FG	FGA	Pct	FT	FTA	Pct	Off	Def	Tot	Avg	PF	FO	Ast	TO	Blk	Stl	Pts	Avg
2017-18	33	1	478	14.5	18	73	.247	12	39	.308	18	24	.750	25	38	63	1.9	57	1	31	33	3	21	66	2.0
2018-19	25	0	168	6.7	4	26	.154	3	20	.150	8	10	.800	6	11	17	0.7	28	0	9	9	1	8	19	0.8
2019-20	3	0	17	5.7	1	3	.333	0	2	.000	0	0	.000	0	1	1	0.3	3	0	1	1	0	1	2	0.7
TOTAL	61	1	663	10.9	23	102	.225	15	61	.246	26	34	.765	31	50	81	1.3	88	1	41	43	4	30	87	1.4



1
FERON HUNT
F, 6-8, 195, SO - 1L
DeSoto, Texas
DeSoto HS

2019-20 (Sophomore): Added 18 points (9-11 FGs, 6 dunks) with 7 rebounds, 2 assists, 2 blocks, and a steal vs Georgia State 12/23...Had 17 points, 9 rebounds and a career-high 6 assists at Georgia 12/20...Career-high 19 points (8-12 FG, 1-2 3FG, 2-2 FT) with 3 rebounds and a block in the win at UNLV 11/23...Had 9 points and 11 rebounds in the win at [rv/rv] Evansville 11/18...Had 14 points (6-9 FG, 2-4 FT) and 13 rebounds for his second career double-double vs New Orleans 11/12... AWARDS: AAC Weekly Honor Roll (11/25, 12/30)...Southwestern Showdown All-Tournament Team 11/29 (SMU Team Champion 4-0).

2018-19 (Freshman): Played in every game, started 8... 7.6 points, 6.4 rebounds (T-1st SMU, 9th AAC), 4.5 defensive rebounds (1st SMU, 11th AAC), 0.9 blocked shots (2nd SMU, 12th AAC) ... 19 games with 7 or more rebounds ... GAME HIGHLIGHTS: Recorded 17 points and 14 rebounds in first double-double, adding an assist, a block and a steal in win over USF 3/10 ...Led the team with 14 points, 3 rebounds, an assist and a steal against Wichita State 3/3 ... Recorded 13 points, 8 rebounds, 2 blocks and 1 steal against USF 2/7 ... Had 11 points, 7 rebounds in first career start against Cincinnati 2/2... Recorded career high 3 blocks for second time in the season against Wichita State 1/30... RECORDS: Shot 55.4% from the field, 20th all-time in a single season at SMU and 3rd by a freshman.

2018 Summer: Played on a Global Sports Academy U.S. Goodwill Tour in Belgium, Netherlands and Germany. His team went 6-0 on the tour. SMU teammates Ethan Chargois and William Douglas were on the same trip with another Global Sports Academy

U.S. team that also went 6-0.

PREP: Feron Hunt was a shooting forward for Coach Chris Dyer at DeSoto High School. Last season, he averaged 11.2 points and 7.1 rebounds at Desoto. He played AAU for

HIGHS	SEASON	CAREER	AAC GAME	CONF. TOUR/POST
MINUTES	45, at Georgia 12/20/19	45, at Georgia 12/20/19	36, at USF 3/10/19	24, vs Tulsa 3/14/19
FG	9, Georgia St 12/23/19	9, Georgia St 12/23/19	6, USF 2/7/19 6, at USF 3/10/19	3, vs Tulsa 3/14/19 3, v[24/23] Cincinnati 3/15/19
FGA	12, Jacksonville St 11/5/19 12, at UNLV 11/23/19 12, at Georgia 12/20/19	12, Jacksonville St 11/5/19 12, at UNLV 11/23/19 12, at Georgia 12/20/19	9, USF 2/7/19	5, v[24/23] Cincinnati 3/15/19
3FG	2, at Georgia 12/20/19	2, Cornell 12/22/18 2, at Georgia 12/20/19	1, at [rv/rv] Cincinnati 2/2/19 1, UCF 2/10/19 1, at UCF 2/24/19 1, at USF 3/10/19	1, vs Tulsa 3/14/19
3FGA	3, Abilene Christian 11/29/19 3, at Georgia 12/20/19	5, UCF 2/10/19	5, UCF 2/10/19	1, vs Tulsa 3/14/19 1, v[24/23] Cincinnati 3/15/19
FT	9, Georgetown 12/7/19	9, Georgetown 12/7/19	4, East Carolina 1/2/19 4, Wichita St 3/3/19 4, at USF 3/10/19	1, vs Tulsa 3/14/19
FTA	11, Georgetown 12/7/19	11, Georgetown 12/7/19	6, at USF 3/10/19	2, vs Tulsa 3/14/19
REBOUNDS	13, New Orleans 11/12/19	14, at USF 3/10/19	14, at USF 3/10/19	8, v[24/23] Cincinnati 3/15/19
ASSISTS	6, at Georgia 12/20/19	6, at Georgia 12/20/19	3, at Temple 2/13/19 3, [23/22] Cincinnati 2/27/19	
BLOCKS	4, Abilene Christian 11/29/19	4, [23/22] Cincinnati 2/27/19 4, Abilene Christian 11/29/19	4, [23/22] Cincinnati 2/27/19	
STEALS	2, Jacksonville St 11/5/19 2, Hartford 11/27/19 2, Abilene Christian 11/29/19	2, W. Carolina 11/14/18 2, Lipscomb 11/17/18 2, Oral Roberts 12/2/18 2, Tulane 1/26/19 2, Jacksonville St 11/5/19 2, Hartford 11/27/19 2, Abilene Christian 11/29/19	2, Tulane 1/26/19	1, vs Tulsa 3/14/19
POINTS	19, at UNLV 11/23/19	19, at UNLV 11/23/19	17, at USF 3/10/19	8, vs Tulsa 3/14/19
DOUBLE-DOUBLES	1 - at USF 3/10/19 (17 pts, 14 rebs) 3 - Hartford 11/27/19 (16 pts, 10 rebs)	2 - New Orleans 11/12/19 (14 pts, 13 rebs) 4 - Abilene Christian 11/29/19 (17 pts, 10 rebs)		

2019-20 GAME-BY-GAME STATISTICS

Opponent	Date	GS	Min	FG	FGA	Pct	3FG	FGA	Pct	FT	FTA	Pct	Off	Def	Tot	Avg	PF	FO	A	TO	Blk	Stl	Pts	Avg	
JACKSONVILLE ST.	11/05/19	*	28	5	12	.417	0	2	.000	3	5	.600	6	3	9	9.0	2	0	1	1	1	2	13	13.0	
NEW ORLEANS	11/12/19	*	33	6	9	.667	0	0	.000	2	4	.500	5	8	13	11.0	1	0	1	4	0	0	14	13.5	
JACKSON ST.	11/16/19	*	28	0	2	.000	0	0	.000	8	8	1.000	1	4	5	9.0	1	0	1	1	1	0	8	11.7	
at Evansville	11/18/19	*	37	4	8	.500	1	2	.500	0	0	.000	4	7	11	9.5	2	0	0	2	1	1	9	11.0	
at UNLV	11/23/19	*	37	8	12	.667	1	2	.500	2	2	1.000	1	2	3	8.2	2	0	0	2	1	0	19	12.6	
HARTFORD	11/27/19	*	32	7	8	.875	1	1	1.000	1	2	.500	3	7	10	8.5	1	0	0	2	0	2	16	13.2	
ABILENE CHRISTIAN	11/29/19	*	37	6	10	.600	0	3	.000	5	7	.714	1	9	10	8.7	4	0	1	2	4	2	17	13.7	
NORTHWESTERN ST.	12/03/19	*	22	5	11	.455	0	2	.000	0	0	.000	1	5	6	8.4	1	0	1	3	1	1	10	13.3	
GEORGETOWN	12/07/19	*	28	4	10	.400	0	2	.000	9	11	.818	2	2	4	7.9	1	0	2	0	0	0	17	13.7	
at Georgia	12/20/19	*	45	7	12	.583	2	3	.667	1	1	1.000	6	3	9	8.0	2	0	6	2	0	0	17	14.0	
GEORGIA ST.	12/23/19	*	31	9	11	.818	0	0	.000	0	0	.000	2	5	7	7.9	2	0	2	2	2	1	18	14.4	
SOUTH FLA.	01/01/20	*	28	2	3	.667	0	0	.000	0	0	.000	0	5	5	7.7	0	0	1	4	1	1	4	13.5	
Totals			12	386	63	.108	.583	5	17	.294	31	40	.775	32	60	92	7.7	19	0	16	25	12	10	162	13.5

Games played: 12
 Minutes/game: 32.2
 Points/game: 13.5
 FG Pct: 58.3
 3FG Pct: 29.4
 FT Pct: 77.5

Rebounds/game: 7.7
 Assists/game: 1.3
 Turnovers/game: 2.1
 Assist/turnover ratio: 0.6
 Steals/game: 0.8
 Blocks/game: 1.0

CAREER STATISTICS

Year	GP	GS	Min	Avg	FG	FGA	Pct	FG	FGA	Pct	FT	FTA	Pct	Off	Def	Tot	Avg	PF	FO	Ast	TO	Blk	Stl	Pts	Avg
2018-19	32	8	757	23.7	98	177	.554	8	32	.250	38	55	.691	62	143	205	6.4	63	1	22	47	28	25	242	7.6
2019-20	12	12	386	32.2	63	108	.583	5	17	.294	31	40	.775	32	60	92	7.7	19	0	16	25	12	10	162	13.5
TOTAL	44	20	1143	26.0	161	285	.565	13	49	.265	69	95	.726	94	203	297	6.8	82	1	38	72	40	35	404	9.2

Feron Hunt - 1

Season FG Pct (55.0%+) (Since 1953-54)

Minimum 75 Field Goals Made


1	63.7	Terry Williams (Sr.), 1986-87 (142-233)
2	62.1	Jon Koncak (Jr.), 1983-84 (211-340)
3	62.0	Terry Williams (Jr.), 1985-86 (150-242)
4	61.3	Ben Moore (Fr.), 2013-14 (84-137)
5	60.7	Larry Davis (Jr.), 1983-84 (219-361)
6	60.2	Sterling Brown (Jr.), 2015-16 (109-181)
7	59.2	Jon Koncak (Sr.), 1984-85 (219-370)
8	58.1	Terry Thomas (Sr.), 1987-88 (111-191)
9	57.7	Papa Dia (Sr.), 2010-11 (243-421)
10	57.6	Bamba Fall (Sr.), 2008-09 (99-172)
11	57.2	John Colborne (Jr.), 1988-89 (99-173)
	57.2	Ira Terrell (Fr.), 1972-73 (219-383)
13	56.6	Bamba Fall (Jr.), 2007-08 (124-219)
14	56.5	Larry Davis (Sr.), 1984-85 (177-313)
	56.5	Eric Castro (So.), 2002-03 (105-186)
16	56.4	Larry Davis (So.), 1982-83 (190-337)
17	56.3	Eric Castro (Sr.), 2004-05 (166-295)
18	56.0	Ben Moore (Sr.), 2016-17 (159-284)
19	55.6	Jordan Tolbert (Sr.), 2015-16 (133-239)
20	55.4	Feron Hunt (Fr.), 2018-19 (98-177)
21	55.1	Ira Terrell (Sr.), 1975-76 (274-497)
22	55.0	Glenn Puddy (Sr.), 1988-89 (144-262)
	55.0	Yanick Moreira (Sr.), 2014-15 (144-262)

Season FG Pct By A Freshman (Since 1953-54)

1	61.3	Ben Moore (Fr.), 2013-14 (84-137)
2	57.2	Ira Terrell, 1972-73 (219-383)
3	55.4	Feron Hunt (Fr.), 2018-19 (98-177)
4	51.7	David Piehler, 1979-80 (163-315)
5	51.4	Jeff Swanson, 1974-75 (125-243)

SMU Career Blocked Shots Avg. - 1.0+ (min. 35 games) (Blocks/GP)

1	2.4	Bamba Fall (245/103), 2005-09
2	2.3	Reggie Franklin (55), 1977-79
	2.3	Jon Koncak (123), 1981-85
4	2.1	Ira Terrell (80), 1972-76
5	1.4	Brad Branson (54), 1978-80
6	1.3	Patrick Simpson (114), 2001-05
7	1.2	Papa Dia (143/124), 2007-11
8	1.1	Markus Kennedy (97/89), 2013-16
9	1.0	Cannen Cunningham (131/134), 2011-15
—	0.9	Feron Hunt, 2018-
—	0.8	Isiaha Mike, 2018-



22
ISIAH JASEY
F, 6-10, 250, JR - TR
Killeen, Texas
Sunrise Christian Academy
Texas A&M

2018-20 (Junior): Had 6 points and 4 rebounds in 12 minutes in his SMU debut at Georgia 12/20.

2018-19 (Sophomore At Texas A&M): Played in 5 games ... averaged 38 points and 2.4 rebounds ... had 4 blocks and 4 steals.

2017-18 (Freshman at Texas A&M): Appeared in 15 games ... averaging 3.3 minutes per contest ... made 3-of-5 shots on the season ... added six points, eight rebounds, five blocks and a steal ... made his collegiate debut by playing two minutes in the season-opening win over No. 11 West Virginia during the Armed Forces Classic at Ramstein Air Base in Germany ... played a season-high 14 minutes against South Carolina (2/3), scoring four points and recording two blocks... pulled down a pair of boards in seven minutes of action against Missouri (2/13).

Prep: Played two years at Killeen Ellison High School in Killeen, Texas, before taking a spot at the Sunrise Christian Academy in Wichita, Kan., where he averaged 10 points and eight rebounds during the 2015-16 campaign ... regarded as a four-star recruit by ESPN, which slotted him as the eighth-best prospect in the Lone Star State ... in AAU competition, Jasey played in the EYBL Nike League with Houston Hoops where he averaged 6.6 points and 5.8 rebounds per game while shooting 55 percent from the floor.

HIGHS	SEASON	CAREER	CONF. GAME	CONF. TOUR/POST
MINUTES	13, USF 1/1/20	14(TAM), South Carolina 2/3/18	14(TAM), South Carolina 2/3/18	1(TAM),v N Carolina 3/18/18 1, v Michigan 3/22/18
FG	3, at Georgia 12/20/19	3(TAM), at Gonzaga 11/15/18	2(TAM), South Carolina 2/3/18	3, at Georgia 12/20/19
FGA	6, at Georgia 12/20/19	6, at Georgia 12/20/19	2(TAM), South Carolina 2/3/18	
3FG				
3FGA		1(TAM), at Alabama 12/30/17	1(TAM), at Alabama 12/30/17	
FT		2(TAM), vs Washington 11/20/18		
FTA		4(TAM), Savannah State 11/7/18		4(TAM),v Washington 11/20/18
REBOUNDS	5, USF 1/1/20	5(TAM),v Washington 11/20/18	5, USF 1/1/20	1(TAM),v N Carolina 3/18/18
		5, USF 1/1/20		
ASSISTS		1(TAM), Savannah State 11/7/18		
BLOCKS	1, USF 1/1/20	2(TAM), South Carolina 2/3/18	2(TAM), South Carolina 2/3/18	1(TAM), v N Carolina 3/18/18
STEALS		3(TAM), at Gonzaga 11/15/18	1(TAM), at Georgia 2/28/18	
POINTS	6, at Georgia 12/20/19	6(TAM), at Gonzaga 11/15/18	4(TAM), South Carolina 2/3/18	6, at Georgia 12/20/19

2019-20 GAME-BY-GAME STATISTICS

Opponent	Date	GS	Min	FG	FGA	Pct	3FG	FGA	Pct	FT	FTA	Pct	Off	Def	Tot	Avg	PF	FO	A	TO	Blk	Stl	Pts	Avg	
JACKSONVILLE ST.	11/05/19	DNP - Transfer																							
NEW ORLEANS	11/12/19	DNP - Transfer																							
JACKSON STATE	11/16/19	DNP - Transfer																							
at Evansville	11/18/19	DNP - Transfer																							
at UNLV	11/23/19	DNP - Transfer																							
HARTFORD	11/27/19	DNP - Transfer																							
ABILENE CHRISTIAN	11/29/19	DNP - Transfer																							
NORTHWESTERN ST.	12/03/19	DNP - Transfer																							
GEORGETOWN	12/07/19	DNP - Transfer																							
at Georgia	12/20/19		12	3	6	.500	0	0	.000	0	0	.000	2	2	4	4.0	2	0	0	0	0	0	6	6.0	
GEORGIA ST.	12/23/19		9	1	2	.500	0	0	.000	0	0	.000	0	0	0	2.0	0	0	0	0	0	0	2	4.0	
SOUTH FLA.	01/01/20		13	1	2	.500	0	0	.000	0	0	.000	1	4	5	3.0	2	0	0	2	1	0	2	3.3	
Totals			0	34	5	10	.500	0	0	.000	0	0	.000	3	6	9	3.0	4	0	0	2	1	0	10	3.3


Games played: 3
 Minutes/game: 11.3
 Points/game: 3.3
 FG Pct: 50.0

Rebounds/game: 3.0
 Turnovers/game: 0.7
 Blocks/game: 0.3

CAREER STATISTICS

Year	GP	GS	Min	Avg	FG	FGA	Pct	3FG	FGA	Pct	FT	FTA	Pct	Off	Def	Tot	Avg	PF	FO	Ast	TO	Blk	Stl	Pts	Avg
2017-18	15	0	50	3.3	3	5	.600	0	1	.000	0	0	.000	2	6	8	0.5	4	0	0	3	5	1	6	0.4
2018-19	5	0	45	9.0	8	9	.889	0	0	.000	3	8	.375	6	6	12	2.4	8	0	1	1	4	4	19	3.8
2019-20	3	0	34	11.3	5	10	.500	0	0	.000	0	0	.000	3	6	9	3.0	4	0	0	2	1	0	10	3.3
All*	23	0	129	5.6	16	24	.667	0	1	.000	3	8	.375	11	18	29	1.3	16	0	1	6	10	5	35	1.5

* Statistics from prior team/school



O TYSON JOLLY
G, 6-4, 190, JR - JC
Muskogee, Oklahoma
Putnam City West HS
Baylor
Trinity Valley CC

2019-20 (Junior): Had 19 points, 10 rebounds and 3 steals at Georgia 12/20...20 points (7-11 FG, 1-3 3FG, 5-6 FT), 4 rebounds and 3 assists vs New Orleans 11/12...21 points (7-10 FG, 2-4 3FG, 5-6 FT), 8 rebounds, 3 assists and 2 steals in his SMU debut vs Jacksonville State 11/5... **AWARDS:** AAC Weekly Honor Roll (N11)... Southwestern Showdown All-Tournament Team 11/29 (SMU Team Champion 4-0)

2018-19 (Sophomore at Trinity Valley CC): Started all 36 games ... averaged 22.6 points, 12.5 rebounds, 4.0 assists, 1.6 steals and 1.5 blocks per game ... shot 50.6% from the field and 35.1% on threes, and 78.1% at the free throw line. **GAME HIGHLIGHTS:** Had a triple double against Paris Junior College with 20 points, 16 rebounds and 10 assists ... Recorded a season high 45 points with 15 rebounds, 3 assists, 3 steals and 3 blocks against Missouri State University – West Plains ... Had season high 22 rebounds against Pensacola State College ... Finished the season with 35 games in double-digits and 28 double-doubles. **AWARDS:** Was named NJCAA First Team All- American (3/11/2019), earned NJCAA Player of the Week (11/8/18).

2017-18 (Redshirt Freshman at Baylor): Played in 20 games ... averaged 1.4 points and 1.8 rebounds ... recorded 17 assists, 5 blocks and 4 steals.

2016-17 (Freshman at Baylor): Redshirted.

HIGHS	SEASON	CAREER	CONF. GAME	CONF. TOUR/POST
MINUTES	45, at Georgia 12/20/19	45, at Georgia 12/20/19	33, USF 1/1/20	13 (BU), Wagner 3/13/18
FG	7, Jacksonville St 11/5/19 7, New Orleans 11/12/19 7, Abilene Christian 11/29/19 7, at Georgia 12/20/19 7, Georgia St 12/23/19	7, Jacksonville St 11/5/19 7, New Orleans 11/12/19 7, Abilene Christian 11/29/19 7, at Georgia 12/20/19 7, Georgia St 12/23/19	6, USF 1/1/20	
FGA	18, at Georgia 12/20/19	18, at Georgia 12/20/19	10, USF 1/1/20	3 (BU), Wagner 3/13/18
3FG	3, Georgia St 12/23/19	3, Georgia St 12/23/19	2, USF 1/1/20	
3FGA	5, Georgetown 12/7/19 5, Georgia St 12/23/19 5, USF 1/1/20	5, Georgetown 12/7/19 5, Georgia St 12/23/19 5, USF 1/1/20	5, USF 1/1/20	2 (BU), v W. Virginia 3/8/18
FT	6, Jackson St 11/16/19	6, Jackson St 11/16/19	3 (BU), West Virginia 2/20/18	
FTA	9, at Georgia 12/20/19	9, at Georgia 12/20/19	4 (BU), West Virginia 2/20/18	
REBOUNDS	11, Hartford 11/27/19	11, Hartford 11/27/19	6, USF 1/1/20	3 (BU), Wagner 3/13/18
ASSISTS	7, at UNLV 11/23/19	10 (BU), Randall 12/9/17	4, USF 1/1/20	
BLOCKS	3, Jackson St 11/16/19	3, Jackson St 11/16/19	2 (BU), at Kansas 1/20/18 2, USF 1/1/20	1 (BU), Wagner 3/13/18
STEALS	3, at Georgia 12/20/19 3, USF 1/1/20	3, at Georgia 12/20/19 3, USF 1/1/20	3, USF 1/1/20	
POINTS	21, Jacksonville St 11/5/19	21, Jacksonville St 11/5/19	14, USF 1/1/20	
DOUBLE-DOUBLES	1 - Hartford 11/27/19 (15 pts, 11 rebs)	2 - at Georgia 12/20/19 (19 pts, 10 rebs)		

2019-20 GAME-BY-GAME STATISTICS

Opponent	Date	GS	Min	FG	FGA	Pct	3FG	FGA	Pct	FT	FTA	Pct	Off	Def	Tot	Avg	PF	FO	A	TO	Blk	Stl	Pts	Avg
JACKSONVILLE ST.	11/05/19	*	34	7	10	.700	2	4	.500	5	6	.833	5	3	8	8.0	3	0	3	3	0	2	21	21.0
NEW ORLEANS	11/12/19	*	37	7	11	.636	1	3	.333	5	6	.833	2	2	4	6.0	2	0	3	1	0	2	20	20.5
JACKSON ST.	11/16/19	*	35	5	7	.714	1	2	.500	6	8	.750	1	6	7	6.3	2	0	2	2	3	1	17	19.3
at Evansville	11/18/19	*	31	5	12	.417	0	0	.000	5	7	.714	2	5	7	6.5	4	0	2	2	1	0	15	18.3
at UNLV	11/23/19	*	32	2	6	.333	0	3	.000	3	3	1.000	0	4	4	6.0	4	0	7	2	0	0	7	16.0
HARTFORD	11/27/19	*	26	6	12	.500	2	4	.500	1	2	.500	3	8	11	6.8	1	0	4	1	0	0	15	15.8
ABILENE CHRISTIAN	11/29/19	*	36	7	10	.700	2	4	.500	2	2	1.000	0	5	5	6.6	1	0	0	3	1	0	18	16.1
NORTHWESTERN ST.	12/03/19	*	27	1	4	.250	0	1	.000	0	0	.000	3	4	7	6.6	1	0	2	0	0	0	2	14.4
GEORGETOWN	12/07/19	*	32	5	11	.455	2	5	.400	4	6	.667	4	2	6	6.6	3	0	3	2	1	0	16	14.6
at Georgia	12/20/19	*	45	7	18	.389	1	4	.250	4	9	.444	5	5	10	6.9	3	0	1	2	0	3	19	15.0
GEORGIA ST.	12/23/19	*	36	7	13	.538	3	5	.600	0	0	.000	2	6	8	7.0	2	0	1	3	0	0	17	15.2
SOUTH FLA.	01/01/20	*	33	6	10	.600	2	5	.400	0	0	.000	1	5	6	6.9	2	0	4	0	2	3	14	15.1
Totals			12	404	65	.524	16	40	.400	35	49	.714	28	55	83	6.9	28	0	32	21	8	11	181	15.1

Games played: 12
 Minutes/game: 33.7
 Points/game: 15.1
 FG Pct: 52.4
 3FG Pct: 40.0
 FT Pct: 71.4

Rebounds/game: 6.9
 Assists/game: 2.7
 Turnovers/game: 1.8
 Assist/turnover ratio: 1.5
 Steals/game: 0.9
 Blocks/game: 0.7

CAREER STATISTICS

Year	GP	GS	Min	Avg	FG	FGA	Pct	3FG	FGA	Pct	FT	FTA	Pct	Off	Def	Tot	Avg	PF	FO	Ast	TO	Blk	Stl	Pts	Avg
2016-17																									
2017-18*	20	0	178	8.9	9	43	.209	2	19	.105	7	10	.700	9	27	36	1.8	32	0	17	14	5	4	27	1.4
2018-19																									
2019-20	12	12	404	33.7	65	124	.524	16	40	.400	35	49	.714	28	55	83	6.9	28	0	32	21	8	11	181	15.1
All*	32	12	582	18.2	74	167	.443	18	59	.305	42	59	.712	37	82	119	3.7	60	0	49	35	13	15	208	6.5

* Statistics from prior team/school

Trinity Valley CC

Year	GP	GS	FG	FGA	Pct	3FG	FGA	Pct	FT	FTA	Pct	Off	Def	Tot	Avg	PF	FO	Ast	TO	Blk	Stl	Pts	Avg
2018-19	36	36	271	536	.506	53	151	.351	218	279	.781	97	352	449	12.5	26	0	144	71	53	56	813	22.6
Highs			16	32		4	9		16	20				22				10	6	5	5	45	



33
DARIUS MCBRIDE
G, 6-4, 190, FR - HS
Cedar Park, Texas
Austin Westlake HS

2019-20 (Freshman):

Prep: Named a three-star recruit by 247Sports & Rivals ... was a shooting guard for Coach Robert Lucero at Westlake High School in Austin ... As a senior, he averaged 14 points, 6 rebounds, 5 assists and 2 steals ... Named the Westlake HS MVP, Defensive Player of the Year and the Westlake HS Bert Praytor Award honoree ... Was Academic All-District 26-5A and selected to the TABC Academic All-State Team ... As a junior, he averaged 19.8 points, 6.8 rebounds, 1.9 assists and 1.5 steals at Vista Ridge High School ... played AAU for Coach Mike Murphy with Urban ASAK Elite, helping them win the Great American Shootout Championship.

HIGHS	SEASON	CONF. GAME	CONF. TOUR./POST
MINUTES			
FG			
FGA			
3FG			
3FGA			
FT			
FTA			
REBOUNDS			
ASSISTS			
BLOCKS			
STEALS			
POINTS			

2019-20 GAME-BY-GAME STATISTICS

Opponent Date GS Min FG FGA Pct 3FG FGA Pct FT FTA Pct Off Def Tot Avg PF FO A TO Blk Stl Pts Avg



2
DARIUS MCNEILL
G, 6-3, 185, JR - TR
Houston, Texas
Westfield HS
California

2019-20 (Junior):

2018-19 (Sophomore): Started 28 of 31 games and averaged 11.0 points, 1.4 steals and 0.9 assists while hitting 34.9% from three ... played 16 games with double digits ... had five games with three or more steals. **GAME HIGHLIGHTS:** Recorded season high 23 points and 7 steals at UCLA.

2017-18 (Freshman at Cal): Set the Cal freshman three-point record with 67 three-pointers, eclipsing Allen Crabbe's 2011 record of 63... Appeared in all 32 games with 30 starts playing primarily at point guard... Averaged 11.3 points, 2.9 rebounds, 2.2 assists and 1.2 steals... Shot 35.3 percent from beyond the arc... Scored in double figures in 19 games and turned in 20 outings with multiple three-pointers, including a 12-game three-point streak from Nov. 10 to Dec. 16... Three 20-point games... Led the Bears in scoring four times and in assists 10 times... Started all 18 regular-season Pac-12 games, averaging 9.4 points, 2.8 rebounds and 1.2 steals per game with 34 total three-pointers and eight games in double figures... Went 5-10 from three-point range and shot 41.2 percent (7-17) from the field in the Pac-12 Tournament game against Stanford... Averaged 25.0 points over a two-game stretch in wins over CSU Fullerton and Seattle... Recorded a career-high 30 points, 6 rebounds, 6 assists and 5 steals against the Titans... Went 6-7 from downtown to score 22 points against CSUN... Recorded his first career block against Cal Poly... Earned his first collegiate start against Wofford, going 7-11 with 17 points.

Prep: Four-star recruit according to ESPN and rated three stars by Scout, Rivals and 247sports... No. 21 overall player in the state of Texas for his class... Two-time All-District selection, earning the honors as a junior and senior and also earning the district MVP title

HIGHS	SEASON	CAREER	CONF. GAME	CONF. TOUR/POST
MINUTES		41, UCLA 2/13/19	41, UCLA 2/13/19	38, v Colorado 3/13/19
FG		11, CSU Fullerton 12/16/17	8, at UCLA 1/5/19 8, Washington State 3/2/19	7, v Stanford 3/7/18
FGA		17, CSU Fullerton 12/16/17 17, Stanford 3/7/18	16, at UCLA 1/25/18 16, Oregon 2/1/18	17, v Stanford 3/7/18
3FG		6, CSUN 11/28/17	4, Arizona State 1/20/18 4, UCLA 2/13/19	5, v Stanford 3/7/18
3FGA		13, San Jose State 12/21/18	10, Arizona 1/12/19 10, UCLA 2/13/19	10, v Stanford 3/7/18
FT		6, Arizona State 1/9/19 6, vs Wichita State 11/20/17 6, Portland State 12/21/17	6, Arizona State 1/9/19	
FTA		8, Portland State 12/21/17	6, Arizona State 1/9/19	
REBOUNDS		6, Central Arkansas 12/6/17 6, CSU Fullerton 12/16/17 6, at Washington State 11/13/18 6, at Utah 2/10/18	6, at Washington St 11/13/18	2, v Stanford 3/7/18
ASSISTS		6, CSU Fullerton 12/16/17	5, at UCLA 1/25/18 5, Oregon 2/1/18	
BLOCKS		2, Cal Poly 11/12/17 2, Arizona State 1/20/18	2, Arizona State 1/20/18	
STEALS		7, at UCLA 1/5/19	7, at UCLA 1/5/19	4, v Colorado 3/13/19
POINTS		30, CSU Fullerton 12/16/17	23, at UCLA 1/5/19	19, v Stanford 3/7/18

in his final season... Averaged 23.4 points and five assists in his senior season... Helped his Westfield High School squad to a Bi-District Championship in his junior season, averaging 14.4 points, 4.1 rebounds and 4.2 assists for the Mustangs... Originally committed to Iowa State but received a release for his scholarship in summer 2017.


2019-20 GAME-BY-GAME STATISTICS

Opponent Date GS Min FG FGA Pct 3FG FGA Pct FT FTA Pct Off Def Tot Avg PF FO A TO Blk Stl Pts Avg

CAREER STATISTICS

Year	GP	GS	Min	Avg	FG	FGA	Pct	3FG	3FGA	Pct	FT	FTA	Pct	Off	Def	Tot	Avg	PF	FO	Ast	TO	Blk	Stl	Pts	Avg
2017-18*	32	30	1051	32.8	128	336	.381	67	190	.353	40	54	.741	10	84	94	2.9	76	2	70	70	6	39	363	11.3
2018-19*	31	28	1010	32.6	122	312	.391	66	189	.349	32	46	.696	7	37	44	1.4	69	0	28	34	2	46	342	11.0
All*	63	58	2061	32.7	250	648	.386	133	379	.351	72	100	.720	17	121	138	2.2	145	2	98	104	8	85	705	11.2

* Statistics from prior team/school



15
ISIAHA MIKE
F, 6-8, 215, JR - 1L
Scarborough, Ontario
Trinity Int'l (Nevada)
Duquesne

2019-20 (Junior): Game-high 24 points with 4 rebounds, 3 assists and 3 steals in the AAC opener vs USF 1/1...Career-high 25 points (all in 2nd half and OTs) with 12 rebounds and 3 steals at Georgia 12/20...Had 11 points and tied career-high with 13 rebounds in the win at [rv/rv] Evansville 11/18... Team highs of 24 points, 7 rebounds 7 assists (career-best) and a steal vs Jackson State 11/16...Team-high 22 points (7-12 FG, 4-8 3FG, 4-5 FT) with 8 rebounds and a steal vs New Orleans 11/12...**AWARDS:** AAC Weekly Honor Roll (Nov. 18, Dec. 23).

2018-19 (Sophomore): Started every game... 11.7 points (4th SMU, 28th AAC), 5.4 rebounds (3rd SMU), 1.7 assists, 76.3% FTs (12th AAC), 36.8% 3FGs (12th AAC), 1.1 blocked shots (1st SMU, 8th AAC)...Had 19 games in double-digits, 8 games with 2 or more blocks and 5 games with 8 or more rebounds, had 2 double-doubles... **GAME HIGHLIGHTS:** Had a double-double (14 points, 11 rebounds) 3 assists, a block and a steal at Temple 2/13 ... Had his first double-double at SMU (18 points, 10 rebounds) against UCF 2/10 ... Career-high 25 points (8-12 FG, 5-7 3FG, 4-4 FT) with 7 rebounds, an assist & a steal at Wichita State 1/30...Scored 20 points (7-10 FG, 5-5 3FG) with 3 steals, 3 rebounds and 2 assists vs Tulane 1/26... Had 17 points (including 9-13 FTs) and a game-high 9 rebounds with 4 assists, a block & a steal in the win at Georgetown 12/15... **AWARDS:** AAC Weekly Honor Roll (12/17).

2018 Summer: Played for USA East Coast on a trip to Italy. Team went 2-2, falling to the U-25 national teams from Italy and Germany while topping the U-25 "A" and "B" squads from the Netherlands.

2017-18: Sat out due to NCAA transfer rules.

2017 Summer (Canada - Aug. 7-14): 6.7 pts, 4.3 rebs, 2.0 stls, 1.7 asts.

HIGHS	SEASON	CAREER	CONF GAME	CONF TOUR/POST
MINUTES	42, at Georgia 12/20/19	42, at Georgia 12/20/19	40, at [12/12] Houston 3/7/19	38,v[24/23]Cincinnati 3/15/19
FG	10, at Georgia 12/20/19	10, at Georgia 12/20/19	9 (DU), Massachusetts 2/15/17	5 (DU), v St. Louis 3/8/17
			9 (D), at George Mason 3/1/17	
			9, USF 1/1/20	
FGA	20, at Georgia 12/20/19	20, at Georgia 12/20/19	16 (DU), at Richmond 1/28/17	9 (DU), v St. Louis 3/8/17
			16 (DU), Saint Joseph's 3/4/17	9,v[24/23]Cincinnati 3/15/19
			16, UCF 2/10/19	
3FG	5, at Georgia 12/20/19	5 (DU), Massachusetts 2/15/17	5 (DU), Massachusetts 2/15/17	3 (DU), v St. Louis 3/8/17
		5, Tulane 1/26/19	5, Tulane 1/26/19	
		5, at Wichita St 1/30/19	5, at Wichita St 1/30/19	
		5, at Georgia 12/20/19		
3FGA	12, at Georgia 12/20/19	12, at Georgia 12/20/19	10 (DU), Saint Joseph's 3/4/17	6, vs Tulsa 3/14/19
FT	9, Jackson St 11/16/19	9, at Georgetown 12/15/18	8, at [12/12] Houston 3/7/19	2,v[24/23]Cincinnati 3/15/19
		9, Jackson St 11/16/19		
FTA	9, Jackson St 11/16/19	13, at Georgetown 12/15/18	10 (DU), Saint Louis 1/11/17	3,v[24/23]Cincinnati 3/15/19
			10, at [12/12] Houston 3/7/19	
REBOUNDS	13,at[rv/rv] Evansville 11/18/19	13 (DU), Saint Louis 1/11/17	13 (DU), Saint Louis 1/11/17	9 (DU), v St. Louis 3/8/17
		13,at[rv/rv] Evansville 11/18/19		
ASSISTS	7, Jackson St 11/16/19	7, Jackson St 11/16/19	4 (DU), VCU 1/4/17	2 (DU), v St. Louis 3/8/17
			4 (DU), at Saint Louis 2/11/17	
			4, Tulsa 1/12/19	
			4, UCF 2/10/19	
BLOCKS	1, Northwestern St 12/3/19	3 (DU), at Davidson 1/24/17	3 (DU), at Davidson 1/24/17	2, vs Tulsa 3/14/19
		3, UCF 2/10/19	3, UCF 2/10/19	
		3, Connecticut 2/27/19	3, Connecticut 2/27/19	
		3, [23/22] Cincinnati 2/27/19	3, [23/22] Cincinnati 2/27/19	
STEALS	4, Georgetown 12/7/19	4, Georgetown 12/7/19	3 (DU), Massachusetts 2/15/17	3, vs Tulsa 3/14/19
			3, Tulane 1/26/19	
			3, USF 1/1/20	
POINTS	25, at Georgia 12/20/19	25, at Wichita St 1/30/19	25, at Wichita St 1/30/19	14 (DU), v St. Louis 3/8/17
		25, at Georgia 12/20/19		
DOUBLE-DOUBLES				
1 - (DU), Saint Louis 1/11/17 (24 pts, 13 rebs)				
2 - (DU), at George Mason 3/1/17 (20 pts, 11 rebs)				
3 - UCF 2/10/19 (18 pts, 10 rebs)				
4 - at Temple 2/13/19 (14 pts, 11 rebs)				
5 - at [rv/rv] Evansville 11/18/19 (11 pts, 13 rebs)				
6 - at Georgia 12/20/19 (25 pts, 12 rebs)				
7 - Georgia State 12/23/19 (15 pts, 12 rebs)				

2016-17 (Freshman at Duquesne): Started in all 32 games... Averaged 11.3 points, 5.8 rebounds (15th A-10) and 1.6 assists... FG% 43.4, 3FG% 33.3... 2 double-doubles... Had double-digit points in 18 games, with 20+ in four... **AWARDS:** Atlantic 10 All-Rookie Team.

2019-20 GAME-BY-GAME STATISTICS

Opponent	Date	GS	Min	FG	FGA	Pct	3FG	FGA	Pct	FT	FTA	Pct	Off	Def	Tot	Avg	PF	FO	A	TO	Blk	Stl	Pts	Avg
JACKSONVILLE ST.	11/05/19	*	26	5	9	.556	1	3	.333	3	4	.750	1	4	5	5.0	4	0	4	1	0	0	14	14.0
NEW ORLEANS	11/12/19	*	32	7	12	.583	4	8	.500	4	5	.800	0	8	8	6.5	4	0	1	0	1	22	18.0	
JACKSON ST.	11/16/19	*	28	6	7	.857	3	3	1.000	9	9	1.000	1	6	7	6.7	4	0	7	1	0	1	24	20.0
at Evansville	11/18/19	*	32	4	12	.333	1	5	.200	2	2	1.000	7	6	13	8.3	3	0	0	3	0	1	11	17.8
at UNLV	11/23/19	*	23	5	7	.714	3	4	.750	1	1	1.000	2	0	2	7.0	4	0	4	0	0	14	17.0	
HARTFORD	11/27/19	*	31	5	11	.455	2	6	.333	2	2	1.000	2	7	9	7.3	2	0	2	1	0	0	14	16.5
ABILENE CHRISTIAN	11/29/19	*	27	5	6	.833	2	2	1.000	0	0	0.000	1	4	5	7.0	3	0	0	1	0	2	12	15.9
NORTHWESTERN ST.	12/03/19	*	26	6	11	.545	1	2	.500	3	4	.750	1	5	6	6.9	1	0	1	2	1	3	16	15.9
GEORGETOWN	12/07/19	*	35	3	9	.333	1	4	.250	4	4	1.000	3	5	8	7.0	3	0	1	1	0	4	11	15.3
at Georgia	12/20/19	*	42	10	20	.500	5	12	.417	0	0	0.000	5	7	12	7.5	1	0	2	5	0	3	25	16.3
GEORGIA ST.	12/23/19	*	34	5	12	.417	1	6	.167	4	5	.800	1	11	12	7.9	4	0	3	3	1	3	15	16.2
SOUTH FLA.	01/01/20	*	31	9	14	.643	3	7	.429	3	3	1.000	0	4	4	7.6	2	0	3	3	0	3	24	16.8
Totals			12	367	70	.538	27	62	.435	35	39	.897	24	67	91	7.6	35	0	23	26	2	21	202	16.8

Games played: 12
 Minutes/game: 30.6
 Points/game: 16.8
 FG Pct: 53.8
 3FG Pct: 43.5
 FT Pct: 89.7

Rebounds/game: 7.6
 Assists/game: 1.9
 Turnovers/game: 2.2
 Assist/turnover ratio: 0.9
 Steals/game: 1.8
 Blocks/game: 0.2

CAREER STATISTICS

Year	GP	GS	Min	Avg	FG	FGA	Pct	3FG	FGA	Pct	FT	FTA	Pct	Off	Def	Tot	Avg	PF	FO	Ast	TO	Blk	Stl	Pts	Avg
2016-17*	32	32	908	28.4	131	302	.434	46	138	.333	52	78	.667	42	142	184	5.8	85	1	51	76	27	26	360	11.3
2018-19	32	32	982	30.7	126	278	.453	50	136	.368	71	93	.763	58	116	174	5.4	100	2	54	61	35	30	373	11.7
2019-20	12	12	367	30.6	70	130	.538	27	62	.435	35	39	.897	24	67	91	7.6	35	0	23	26	2	21	202	16.8
TOTAL	44	44	1349	30.7	196	408	.480	77	198	.389	106	132	.803	82	183	265	6.0	135	2	77	87	37	51	575	13.1
All*	76	76	2257	29.7	327	710	.461	123	336	.366	158	210	.752	124	325	449	5.9	220	3	128	163	64	77	935	12.3

* Statistics from prior team/school

Isiaha Mike - 15

SMU Best Season 3FG Pct (42.0%+) (Since 1986-87) (Min. 20 Made)

1	53.6	Sterling Brown (Jr.), 2015-16 (30-56)
2	53.2	Eric Longino (Sr.), 1988-89 (50-94)
3	49.7	Robert Nyakundi (Jr.), 2010-11 (97-195)
4	47.6	Troy Dornier (Sr.), 1993-94 (39-82)
5	47.5	Scott Johnson (Sr.), 1986-87 (44-99)
6	47.0	Ben Emelogu II (Sr.), 2017-18
7	45.7	Lavardicus Atkins (Fr.), 2000-01 (21-46)
8	45.3	Todd Alexander (Jr.), 1987-88 (82-181)
	45.3	Ike Ofoegbu (Sr.), 2006-07 (29-64)
10	44.9	Sterling Brown (Sr.), 2016-17 (61-136)
11	44.4	Sterling Brown (So.), 2014-15 (20-45)
	44.4	Jarrey Foster (So.), 2016-17 (32-72)
13	43.6	Nic Moore (So.), 2013-14 (72-165)
14	43.5	Isiaha Mike (Jr.), 2019-20
15	43.4	Shake Milton (Jr.), 2017-18
16	42.6	Shake Milton (Fr.), 2015-16 (52-122)
17	42.4	Semi Ojeleye (Jr.), 2016-17 (73-172)
18	42.3	Shake Milton (So.), 2016-17 (82-194)

SMU Career 3FG Pct. - 36.0%+ (min. 50 made)


1	47.3	Eric Longino (62-131), 1987-89
2	45.1	Sterling Brown (126-284), 2013-17
3	43.4	Robert Nyakundi (267-615), 2008-12
4	42.7	Shake Milton (190-445), 2015-18
5	42.4	Semi Ojeleye (73-172), 2016-
6	42.2	Todd Alexander (92-218), 1987-89
7	42.1	Nic Moore (225-534), 2013-16
8	41.1	Troy Dornier (51-124), 1991-94
9	40.0	Carlton McKinney (64-160), 1986-88
	40.0	Jahmal McMurray (163-408), 2017-19
11	39.2	Rodney Clinkscales (87-222), 2009-12
12	38.9	Jon Killen (119-306), 2004-08
	38.9	Isiaha Mike (77-198), 2018-
14	37.8	Chad Allen (161-426), 1990-94
15	37.6	Kato Armstrong (50-133), 1985-89
16	37.3	Jay Poerner (57-153), 1994-98
17	37.1	Keith Frazier (79-213), 2013-
	37.1	Ben Emelogu II (105-283), 2014-18
19	36.3	Stephen Woods (273-752), 1996-00
20	36.2	London Giles (63-174), 2010-13
21	36.0	Bryan Hopkins (256-712), 2002-06

SMU Career FT Pct. - 79.0%+ (min. 80 made)

1	88.4	Eric Longino (99-112), 1987-89
2	84.2	Robert Nyakundi (182-216), 2008-12
3	83.9	Charles Beasley (270-322), 1964-67
4	83.8	Nic Moore (301-359), 2013-16
5	82.9	Todd Alexander (121-146), 1987-89
	82.9	Jahmal McMurray (97-117), 2017-19
7	82.4	Larry Delzell (229-278), 1969-72
8	82.1	Larry Showalter (202-246), 1954-57
9	81.9	Chad Allen (131-160), 1990-94
10	81.8	Gene Phillips (540-660), 1968-71
11	81.6	James Thompson (284-348), 1960-63
12	81.1	Art Barnes (154-190), 1953-55
13	80.3	Isiaha Mike (106-132), 2018-
14	80.2	Hank Wendorf (101-126), 1962-65
15	80.1	Billy Allen (197-246), 1978-80
16	80.0	Richard Bryant (84-105), 1953-54
17	79.9	Gary Sibley (179-224), 1966-69
18	79.3	Jim Brockman (107-135), 1961-64
19	79.1	Shake Milton (200-253), 2015-18

SMU Career Blocked Shots Avg. - 1.0+ (min. 35 games) (Blocks/GP)

1	2.4	Bamba Fall (245/103), 2005-09
2	2.3	Reggie Franklin (55), 1977-79
	2.3	Jon Koncak (123), 1981-85
4	2.1	Ira Terrell (80), 1972-76
5	1.4	Brad Branson (54), 1978-80
6	1.3	Patrick Simpson (114), 2001-05
7	1.2	Papa Dia (143/124), 2007-11
8	1.1	Markus Kennedy (97/89), 2013-16
9	1.0	Cannen Cunningham (131/134), 2011-15
—	0.9	Feron Hunt, 2018-
—	0.8	Isiaha Mike, 2018-



24
EVERETT RAY
F, 6-7, 220, SO - 1L
Irving, Texas
Trinity Christian
Academy

2019-20 (Sophomore): Had 8 points (3-3 FG, 2-2 3FG) in 9 minutes vs USF 1/1...Career-high 14 points (5-6 FG, 1-1 3FG, 3-3 FT) with 7 rebounds and an assist in 21 minutes vs Northwestern State 12/3...First career start - getting 8 points, 3 rebounds and a steal - vs Jackson State 11/16.

2018-19 (Redshirt): Sat out recovering from foot injury.

2017-18 (Freshman): Played in 16 games... averaged 2.3 points and 2.7 rebounds... Missed last 14 games of the season with a right foot injury... **GAME HIGHLIGHTS:** Recorded first career double-double (12 points (5-5 FG, 1-1 3FG, 1-4 FT) and 10 rebounds) against UAPB 11/18...**AWARDS:** American Athletic Conference All-Academic Team.

2017 Summer Tour (Canada - Aug. 7-14): Averaged 3.3 points (5-10 FG), 10.3 rebounds and 1.0 assists... had 6 points and 17 rebounds in the final game vs. M.A.D.E. of the Crown League.

HIGHS	SEASON	CAREER	AAC GAME	CONF. TOUR/POST
MINUTES	22, Abilene Christian 11/29/19	29, v Northern Iowa 11/22/17	11, USF 12/31/17	
FG	5, Northwestern St 12/3/19	5, UAPB 11/18/17	3, USF 1/1/20	
		5, Northwestern St 12/3/19		
FGA	6, Jackson St 11/16/19	6, Jackson St 11/16/19	3, USF 1/1/20	
	6, Northwestern St 12/3/19	6, Northwestern St 12/3/19		
3FG	2, USF 1/1/20	2, USF 1/1/20	2, USF 1/1/20	
3FGA	2, USF 1/1/20	2, USF 1/1/20	2, USF 1/1/20	
FT	3, Northwestern St 12/3/19	3, Northwestern St 12/3/19	1, USF 12/31/17	
			1, at Tulane 1/4/18	
FTA	3, Northwestern St 12/3/19	4, UAPB 11/18/17	2, USF 12/31/17	
			2, at Tulane 1/4/18	
REBOUNDS	7, Northwestern St 12/3/19	10, UAPB 11/18/17	4, USF 12/31/17	
ASSISTS	1, New Orleans 11/12/19	2, UAPB 11/18/17	1, at [19/20] Cincinnati 1/7/18	
	1, Abilene Christian 11/29/19			
	1, Northwestern St 12/3/19			
BLOCKS		1, UMBC 11/10/17		
STEALS	1, Jackson St 11/16/19	2, Northwestern St 11/15/17		
	1, at [rv/rv] Evansville 11/18/19			
	1, Abilene Christian 11/29/19			
POINTS	14, Northwestern St 12/3/19	14, Northwestern St 12/3/19	8, USF 1/1/20	
DOUBLE-DOUBLES				
		1 - UAPB 11/18/17 (12 pts, 10 rebs)		

2019-20 GAME-BY-GAME STATISTICS


Opponent	Date	GS	Min	FG	FGA	Pct	3FG	FGA	Pct	FT	FTA	Pct	Off	Def	Tot	Avg	PF	FO	A	TO	Blk	Stl	Pts	Avg
JACKSONVILLE ST.	11/05/19		8	0	1	.000	0	0	.000	1	2	.500	2	2	4	4.0	0	0	0	0	0	0	1	1.0
NEW ORLEANS	11/12/19		19	2	3	.667	0	0	.000	0	0	.000	0	5	5	4.5	3	0	1	0	0	0	4	2.5
JACKSON ST.	11/16/19	*	16	4	6	.667	0	0	.000	0	0	.000	1	2	3	4.0	1	0	0	1	0	1	8	4.3
at Evansville	11/18/19		8	0	1	.000	0	1	.000	0	0	.000	1	2	3	3.8	1	0	0	0	0	1	0	3.3
at UNLV	11/23/19		9	0	0	.000	0	0	.000	0	0	.000	0	1	1	3.2	1	0	0	1	0	0	0	2.6
HARTFORD	11/27/19		13	0	1	.000	0	0	.000	0	0	.000	1	0	1	2.8	3	0	0	2	0	0	0	2.2
ABILENE CHRISTIAN	11/29/19	*	22	1	2	.500	0	1	.000	0	0	.000	1	2	3	2.9	2	0	1	2	0	1	2	2.1
NORTHWESTERN ST.	12/03/19	*	21	5	6	.833	1	1	1.000	3	3	1.000	4	3	7	3.4	1	0	1	2	0	0	14	3.6
GEORGETOWN	12/07/19		7	0	0	.000	0	0	.000	0	0	.000	0	2	2	3.2	3	0	0	1	0	0	0	3.2
at Georgia	12/20/19		4	1	1	1.000	0	0	.000	0	0	.000	1	0	1	3.0	1	0	0	0	0	0	2	3.1
GEORGIA ST.	12/23/19		3	1	1	1.000	0	0	.000	0	0	.000	0	0	0	2.7	1	0	0	0	0	0	2	3.0
SOUTH FLA.	01/01/20		9	3	3	1.000	2	2	1.000	0	0	.000	1	0	1	2.6	0	0	0	1	0	0	8	3.4
Totals			3	139	17	.680	3	5	.600	4	5	.800	12	19	31	2.6	17	0	3	10	0	3	41	3.4

Games played: 12
 Minutes/game: 11.6
 Points/game: 3.4
 FG Pct: 68.0
 3FG Pct: 60.0
 FT Pct: 80.0

Rebounds/game: 2.6
 Assists/game: 0.3
 Turnovers/game: 0.8
 Assist/turnover ratio: 0.3
 Steals/game: 0.3

CAREER STATISTICS

Year	GP	GS	Min	Avg	FG	FGA	Pct	3FG	FGA	Pct	FT	FTA	Pct	Off	Def	Tot	Avg	PF	FO	Ast	TO	Blk	Stl	Pts	Avg		
2017-18	16	0	160	10.0	14	22	.636	2	3	.667	6	20	.300	19	24	43	2.7	27	1	7	9	1	2	36	2.3		
2018-19	Redshirt																										
2019-20	12	3	139	11.6	17	25	.680	3	5	.600	4	5	.800	12	19	31	2.6	17	0	3	10	0	3	41	3.4		
TOTAL	28	3	299	10.7	31	47	.660	5	8	.625	10	25	.400	31	43	74	2.6	44	1	10	19	1	5	77	2.8		



4
CHARLES SMITH IV
G, 6-5, 185, FR - HS
Atlanta, Georgia
Wheeler HS

2019-20 (Freshman): Had 9 points (3-3 on 3FGs) with a rebound and an assist vs Hartford 11/27.

Prep: Named a four-star recruit by ESPN and No. 31 wing in the Country according to ESPN ... rated three stars by Rivals and 247Sports ... was a consensus top 50 performer at the Pangos All-American Camp where he led all prospects in three-point field goal percentage shooting 63.6% (7-11). In 2018-19, he helped lead Wheeler High School to the 7A Georgia Quadrant 4 semifinal.


HIGHS	SEASON	AAC GAME	CONF. TOUR./POST
MINUTES	24, Jacksonville St 11/5/19	2, USF 1/1/20	
FG	3, Hartford 11/27/19		
FGA	6, Jacksonville St 11/5/19 6, Hartford 11/27/19	1, USF 1/1/20	
3FG	3, Hartford 11/27/19		
3FGA	3, Jacksonville St 11/5/19 3, Hartford 11/27/19 3, Northwestern St 12/3/19	1, USF 1/1/20	
FT	2, New Orleans 11/12/19		
FTA	2, New Orleans 11/12/19		
REBOUNDS	4, Jackson St 11/16/19		
ASSISTS	1, Jacksonville St 11/5/19 1, New Orleans 11/12/19 1, Hartford 11/27/19 1, Northwestern St 12/3/19		
BLOCKS	1, Jacksonville St 11/5/19		
STEALS	2, Northwestern St 12/3/19		
POINTS	9, Hartford 11/27/19		

2019-20 GAME-BY-GAME STATISTICS

Opponent	Date	GS	Min	FG	FGA	Pct	3FG	FGA	Pct	FT	FTA	Pct	Off	Def	Tot	Avg	PF	FO	A	TO	Blk	Stl	Pts	Avg
JACKSONVILLE ST.	11/05/19		24	2	6	.333	1	3	.333	0	0	.000	0	0	0	0.0	1	0	1	2	1	0	5	5.0
NEW ORLEANS	11/12/19		14	0	2	.000	0	2	.000	2	2	1.000	0	0	0	0.0	0	0	1	1	0	0	2	3.5
JACKSON ST.	11/16/19		14	1	3	.333	1	1	1.000	0	0	.000	1	3	4	1.3	0	0	0	3	0	1	3	3.3
at Evansville	11/18/19		4	0	2	.000	0	2	.000	0	0	.000	0	0	0	1.0	2	0	0	0	0	0	0	2.5
at UNLV	11/23/19		4	0	0	.000	0	0	.000	0	0	.000	0	0	0	0.8	0	0	1	0	0	1	0	2.0
HARTFORD	11/27/19		15	3	6	.500	3	3	1.000	0	0	.000	0	1	1	0.8	2	0	1	0	0	0	9	3.2
ABILENE CHRISTIAN	11/29/19		10	0	2	.000	0	1	.000	0	0	.000	0	1	1	0.9	0	0	0	0	0	0	0	2.7
NORTHWESTERN ST.	12/03/19		19	0	4	.000	0	3	.000	0	0	.000	1	1	2	1.0	2	0	1	1	0	2	0	2.4
GEORGETOWN	12/07/19		DNP																					
at Georgia	12/20/19		6	0	2	.000	0	2	.000	0	0	.000	0	1	1	1.0	0	0	0	0	0	0	0	2.1
GEORGIA ST.	12/23/19		3	0	0	.000	0	0	.000	0	0	.000	0	0	0	0.9	0	0	0	0	0	0	0	1.9
SOUTH FLA.	01/01/20		2	0	1	.000	0	1	.000	0	0	.000	0	0	0	0.8	0	0	0	0	0	0	0	1.7
Totals			0	115	6	.214	5	18	.278	2	2	1.000	2	7	9	0.8	7	0	5	7	1	4	19	1.7

Games played: 11
 Minutes/game: 10.5
 Points/game: 1.7
 FG Pct: 21.4
 3FG Pct: 27.8
 FT Pct: 100.0

Rebounds/game: 0.8
 Assists/game: 0.5
 Turnovers/game: 0.6
 Assist/turnover ratio: 0.7
 Steals/game: 0.4
 Blocks/game: 0.1



23
ALEX TABOR JR.
G, 6-2, 175, FR - HS
Charlotte, N.C.
Charlotte Country Day

2019-20 (Freshman): Had 3 points and 2 rebounds in 2 minutes vs Hartford 11/27...Made first appearance vs New Orleans 11/12.

Prep: Three-year starter and two-year captain for Charlotte Country Day School. All-State and All-Conference as a senior, All-Conference as a junior... Set six school records including 3FG in a game (9), season (98), and career (251) as well as free throw percentage in a season (88%) and career (82%)... Averaged 17.2 points, 3.5 rebounds, and 3.1 assists in 30 games as a senior... Scored 1,176 points in his CCDS career... Played AAU for Coach Ed Addie with Team Loaded 704.


HIGHS	SEASON	AAC GAME	CONF. TOUR./POST
MINUTES	2, Hartford 11/27/19 2, Northwestern St 12/3/19	1, USF 1/1/20	
FG	1, Hartford 11/27/19 1, Abilene Christian 11/29/19		
FGA	1, Hartford 11/27/19 1, Abilene Christian 11/29/19 1, Northwestern St 12/3/19 1, USF 1/1/20	1, USF 1/1/20	
3FG	1, Hartford 11/27/19 1, Abilene Christian 11/29/19		
3FGA	1, Hartford 11/27/19 1, Abilene Christian 11/29/19 1, Northwestern St 12/3/19 1, USF 1/1/20	1, USF 1/1/20	
FT	1, Northwestern St 12/3/19		
FTA	2, Northwestern St 12/3/19		
REBOUNDS	2, Hartford 11/27/19	1, USF 1/1/20	
ASSISTS			
BLOCKS			
STEALS			
POINTS	3, Hartford 11/27/19 3, Abilene Christian 11/29/19		

2019-20 GAME-BY-GAME STATISTICS

Opponent	Date	GS	Min	FG	FGA	Pct	3FG	FGA	Pct	FT	FTA	Pct	Off	Def	Tot	Avg	PF	FO	A	TO	Blk	Stl	Pts	Avg
JACKSONVILLE ST.	11/05/19		DNP																					
NEW ORLEANS	11/12/19		0	0	0	.000	0	0	.000	0	0	.000	0	0	0	0.0	0	0	0	0	0	0	0	0.0
JACKSON ST.	11/16/19		1	0	0	.000	0	0	.000	0	0	.000	0	0	0	0.0	0	0	0	0	0	0	0	0.0
at Evansville	11/18/19		DNP																					
at UNLV	11/23/19		DNP																					
HARTFORD	11/27/19		2	1	1	1.000	1	1	1.000	0	0	.000	0	2	2	0.7	0	0	0	0	0	0	3	1.0
ABILENE CHRISTIAN	11/29/19		1	1	1	1.000	1	1	1.000	0	0	.000	0	0	0	0.5	0	0	0	0	0	0	3	1.5
NORTHWESTERN ST.	12/03/19		2	0	1	.000	0	1	.000	1	2	.500	0	0	0	0.4	0	0	0	0	0	0	1	1.4
GEORGETOWN	12/07/19		DNP																					
at Georgia	12/20/19		DNP																					
GEORGIA ST.	12/23/19		DNP																					
SOUTH FLA.	01/01/20		1	0	1	.000	0	1	.000	0	0	.000	0	1	1	0.5	0	0	0	0	0	0	0	1.2
Totals			0	7	2	.500	2	4	.500	1	2	.500	0	3	3	0.5	0	0	0	0	0	0	7	1.2

Games played: 6
 Minutes/game: 1.2
 Points/game: 1.2
 FG Pct: 50.0
 3FG Pct: 50.0
 FT Pct: 50.0

Rebounds/game: 0.5



13
CJ WHITE
G, 6-5, 215, SO - 1L
Little Rock, Ark.
Parkview HS

2019-20 (Sophomore): Set career high with 15 points (4-6 FG, 2-4 3FG, 5-5 FT) while adding 3 assists, 3 rebounds and 2 steals vs Northwestern St 12/3...Had 7 points, 6 rebounds and 2 assists in 26 minutes in the win at [rv/rv] Evansville 11/18...Had 6 points and a career-high 5 assists with a rebound and a block vs New Orleans 11/12.

2018-19 (Freshman): Played in 24 games... Totaled 44 points and 40 rebounds... **GAME HIGHLIGHT:** Added 10 points, 4 rebounds and an assist in the win vs Western Carolina 11/14.

Prep: Was a guard at Parkview High School for Coach Alfred Flanigan... As a senior, he helped lead Parkview HS to the 5A State Championship, earning State Tournament MVP and First Team All-State honors... Averaged 16.1 points, 4.8 rebounds, 2.9 assists and 1.0 steals while hitting 40 percent from 3-point range during his final prep season.

HIGHS	SEASON	CAREER	AAC GAME	CONF. TOUR/POST
MINUTES	28, Northwestern St 12/3/19	31, at UCF 2/24/19	31, at UCF 2/24/19	0+, [24/23] Cincinnati 3/15/19
FG	4, Northwestern St 12/3/19	4, Northwestern St 12/3/19	2, UCF 2/10/19 2, at UCF 2/24/19	
FGA	7, New Orleans 11/12/19 7, Jackson St 11/16/19	8, W. Carolina 11/14/18	5, UCF 2/10/19	
3FG	2, Northwestern St 12/3/19	2, W. Carolina 11/14/18 2, UCF 2/10/19 2, at UCF 2/24/19	2, UCF 2/10/19 2, at UCF 2/24/19	
3FGA	5, Jackson St 11/16/19	5, UCF 2/10/19 5, Jackson St 11/16/19	5, UCF 2/10/19	
FT	5, Northwestern St 12/3/19	5, Northwestern St 12/3/19	1, USF 2/7/19 1, at UCF 2/24/19 1, Wichita St 3/3/19	
FTA	5, Northwestern St 12/3/19	5, Northwestern St 12/3/19	2, USF 2/7/19 2, at UCF 2/24/19 2, Wichita St 3/3/19	
REBOUNDS	6, at [rv/rv] Evansville 11/18/19	8, Southern Miss 11/11/18	5, at UCF 2/24/19	
ASSISTS	5, New Orleans 11/12/19	5, New Orleans 11/12/19	3, Wichita St 3/3/19	
BLOCKS	1, New Orleans 11/12/19	1, Northwestern St 11/8/18 1, UCF 2/10/19 1, New Orleans 11/12/19	1, UCF 2/10/19	
STEALS	3, Jacksonville St 11/5/19	3, Jacksonville St 11/5/19	1, at UCF 2/24/19	
POINTS	15, Northwestern St 12/3/19	15, Northwestern St 12/3/19	7, at UCF 2/24/19	

2019-20 GAME-BY-GAME STATISTICS

Opponent	Date	GS	Min	FG	FGA	Pct	3FG	FGA	Pct	FT	FTA	Pct	Off	Def	Tot	Avg	PF	FO	A	TO	Blk	Stl	Pts	Avg
JACKSONVILLE ST.	11/05/19	24	1	3	.333	0	2	.000	2	2	1.000	0	0	0	0.0	1	0	3	1	0	3	4	4.0	
NEW ORLEANS	11/12/19	26	3	7	.429	0	3	.000	0	1	.000	0	1	1	0.5	0	0	5	1	1	1	6	5.0	
JACKSON ST.	11/16/19	21	1	7	.143	1	5	.200	0	0	.000	0	2	2	1.0	0	0	1	2	0	1	3	4.3	
at Evansville	11/18/19	26	3	6	.500	1	4	.250	0	0	.000	1	5	6	2.3	4	0	2	3	0	0	7	5.0	
at UNLV	11/23/19	18	1	3	.333	1	3	.333	0	0	.000	0	0	0	1.8	0	0	0	0	0	0	3	4.6	
HARTFORD	11/27/19	15	0	2	.000	0	2	.000	0	1	.000	1	0	1	1.7	0	0	3	0	0	0	0	3.8	
ABILENE CHRISTIAN	11/29/19	13	0	0	.000	0	0	.000	0	1	1.6	1	1	1.6	1	0	2	0	0	0	0	0	3.3	
NORTHWESTERN ST.	12/03/19	28	4	6	.667	2	4	.500	5	5	1.000	0	3	3	1.8	2	0	3	2	0	2	15	4.8	
GEORGETOWN	12/07/19	18	1	3	.333	1	3	.333	0	0	.000	1	0	1	1.7	0	0	2	0	0	0	3	4.6	
at Georgia	12/20/19	5	0	2	.000	0	0	.000	2	0	2.7	0	0	2	1.7	0	0	0	1	0	0	0	4.1	
GEORGIA ST.	12/23/19	18	1	3	.333	1	3	.333	0	0	.000	0	1	1	1.6	3	0	1	0	0	0	3	4.0	
SOUTH FLA.	01/01/20	8	0	1	.000	0	1	.000	0	0	.000	0	1	1	1.6	2	0	1	0	0	0	0	3.7	
Totals		0	220	15	43	.349	7	30	.233	7	9	.778	5	14	19	1.6	13	0	23	10	1	7	44	3.7

Games played: 12
 Minutes/game: 18.3
 Points/game: 3.7
 FG Pct: 34.9
 3FG Pct: 23.3
 FT Pct: 77.8

Rebounds/game: 1.6
 Assists/game: 1.9
 Turnovers/game: 0.8
 Assist/turnover ratio: 2.3
 Steals/game: 0.6
 Blocks/game: 0.1

CAREER STATISTICS

Year	GP	GS	Min	Avg	FG	FGA	Pct	3FG	FGA	Pct	FT	FTA	Pct	Off	Def	Tot	Avg	PF	FO	Ast	TO	Blk	Stl	Pts	Avg
2018-19	24	0	251	10.5	14	48	.292	10	33	.303	6	10	.600	9	31	40	1.7	12	0	18	16	2	3	44	1.8
2019-20	12	0	220	18.3	15	43	.349	7	30	.233	7	9	.778	5	14	19	1.6	13	0	23	10	1	7	44	3.7
TOTAL	36	0	471	13.1	29	91	.319	17	63	.270	13	19	.684	14	45	59	1.6	25	0	41	26	3	10	88	2.4



21
JAHMAR YOUNG JR.
F, 6-9, 215, SO - 1L
Oak Cliff, Texas
DeSoto HS

2019-20 (Sophomore):

2018-19 (Freshman): Played in 22 games ... Totaled 12 points, 21 rebounds. **GAME HIGHLIGHT:** Had 2 points, 3 rebounds and a block in 9 minutes at Temple 2/13.

Prep: Jahmar Young, Jr. was a power forward for Coach Chris Dyer at DeSoto High School. As a junior, he averaged 10.5 points and 4.0 rebounds at Faith Family Academy. He played AAU for Urban DFW Elite and Coach Gregory Hartwell. The three-star signee is rated as high as No. 14 in Texas.

HIGHS	SEASON	CAREER	AAC GAME	CONF. TOUR./POST
MINUTES		9, at Temple 2/13/19 9, at UCF 2/24/19	9, at Temple 2/13/19 9, at UCF 2/24/19	
FG		1, Northwestern St 11/8/18 1, McNeese 11/29/18 1, Cornell 12/22/18 1, at Temple 2/13/19	1, at Temple 2/13/19	
FGA		2, at Temple 2/13/19	2, at Temple 2/13/19	
3FG				
3FGA				
FT		1, W. Carolina 11/14/18 1, McNeese 11/29/18 1, at Memphis 1/19/19 1, at [12/12] Houston 3/7/19	1, at Memphis 1/19/19 1, at [12/12] Houston 3/7/19	
FTA		2, W. Carolina 11/14/18 2, at Memphis 1/19/19 2, at [12/12] Houston 3/7/19	2, at Memphis 1/19/19 2, at [12/12] Houston 3/7/19	
REBOUNDS		3, East Carolina 1/2/19 3, at Temple 2/13/19	3, East Carolina 1/2/19 3, at Temple 2/13/19	
ASSISTS		1, East Carolina 1/2/19	1, East Carolina 1/2/19	
BLOCKS		2, W. Carolina 11/14/18	1, East Carolina 1/2/19 1, Tulsa 1/12/19 1, at Temple 2/13/19 1, Connecticut 2/21/19 1, at UCF 2/24/19	
STEALS		1, McNeese 11/29/18 1, UCF 2/10/19	1, UCF 2/10/19	
POINTS		3, McNeese 11/29/18	2, at Temple 2/13/19	

2019-20 GAME-BY-GAME STATISTICS

Opponent Date GS Min FG FGA Pct 3FG FGA Pct FT FTA Pct Off Def Tot Avg PF FO A TO Blk Stl Pts Avg

CAREER STATISTICS

Year	GP	GS	Min	Avg	FG	FGA	Pct	3FG	FGA	Pct	FT	FTA	Pct	Off	Def	Tot	Avg	PF	FO	Ast	TO	Blk	Stl	Pts	Avg
2018-19	22	0	85	3.9	4	9	.444	0	0	.000	4	8	.500	6	15	21	1.0	13	0	1	7	8	2	12	0.5



**20
GRANT YOUNGKIN
G, 6-3, 190, JR - TR
Washington, D.C.
St. Alban's
Rice**

2019-20 (Junior): Had a rebound in 2 minutes vs Northwestern State 12/3...Made his SMU debut vs New Orleans 11/12.

2018-19: Sat out due to NCAA transfer rules.

2017-18 (Sophomore at Rice): Saw only action of the season at Middle Tennessee (2/8), playing two minutes... AWARD: Conference USA Commissioner's Honor Roll.

2016-17 (Freshman at Rice): Played in five games ... averaged 0.4 rebounds ... saw first career action against Delaware State (11/23) ... grabbed two rebounds versus St. Edward's (12/15)...AWARD: Conference USA Commissioner's Honor Roll.

Prep: At St. Alban's School, he earned the Coaches Award as a senior...averaged 11.2 points, 6.0 assists and 5.0 rebounds...for his career, he averaged 10.1 points, 5.0 assists and 4.0 rebounds.

HIGHS	SEASON	CAREER	CONF. GAME	CONF. TOUR/POST
MINUTES	2, Hartford 11/27/19	3 (RU), St. Edward's 12/15/16	1 (RU), North Texas 1/14/17	1, USF 1/1/20
FG				
FGA	2, Northwestern St 12/3/19	3 (RU), St. Edward's 12/15/16		
3FG				
3FGA	1, Northwestern St 12/3/19	1, Northwestern St 12/3/19		
FT				
FTA				
REBOUNDS	1, Northwestern St 12/3/19	3 (RU), St. Edward's 12/15/16		
ASSISTS				
BLOCKS				
STEALS				
POINTS				

2019-20 GAME-BY-GAME STATISTICS

Opponent	Date	GS	Min	FG	FGA	Pct	3FG	FGA	Pct	FT	FTA	Pct	Off	Def	Tot	Avg	PF	FO	A	TO	Blk	Stl	Pts	Avg	
JACKSONVILLE ST.	11/05/19		DNP																						
NEW ORLEANS	11/12/19		0	0	0	.000	0	0	.000	0	0	.000	0	0	0	0.0	0	0	0	0	0	0	0	0.0	
JACKSON ST.	11/16/19		1	0	0	.000	0	0	.000	0	0	.000	0	0	0	0.0	0	0	0	0	0	0	0	0.0	
at Evansville	11/18/19		DNP																						
at UNLV	11/23/19		DNP																						
HARTFORD	11/27/19		2	0	1	.000	0	0	.000	0	0	.000	0	0	0	0.0	0	0	0	0	0	0	0	0.0	
ABILENE CHRISTIAN	11/29/19		1	0	0	.000	0	0	.000	0	0	.000	0	0	0	0.0	0	0	0	0	0	0	0	0.0	
NORTHWESTERN ST.	12/03/19		1	0	2	.000	0	1	.000	0	0	.000	0	1	1	0.2	0	0	0	0	0	0	0	0.0	
GEORGETOWN	12/07/19		DNP																						
at Georgia	12/20/19		DNP																						
GEORGIA ST.	12/23/19		DNP																						
SOUTH FLA.	01/01/20		1	0	0	.000	0	0	.000	0	0	.000	0	0	0	0.2	0	0	0	0	0	0	0	0.0	
Totals			0	6	0	3	.000	0	1	.000	0	0	.000	0	1	1	0.2	0	0	0	0	0	0	0.0	

Games played: 6
Minutes/game: 1.0
FG Pct: 0.0
3FG Pct: 0.0

Rebounds/game: 0.2

CAREER STATISTICS

Year	GP	GS	Min	Avg	FG	FGA	Pct	3FG	FGA	Pct	FT	FTA	Pct	Off	Def	Tot	Avg	PF	FO	Ast	TO	Blk	Stl	Pts	Avg		
2016-17*	5	0	8	1.6	0	5	.000	0	0	.000	0	0	.000	2	0	2	0.4	0	0	0	0	0	0	0	0.0		
2017-18*	1	0	2	2.0	0	1	.000	0	0	.000	0	0	.000	0	0	0	0.0	0	0	0	0	0	0	0	0.0		
2018-19	Transfer																										
2019-20	6	0	6	1.0	0	3	.000	0	1	.000	0	0	.000	0	1	1	0.2	0	0	0	0	0	0	0	0.0		
All*	12	0	16	1.3	0	9	.000	0	1	.000	0	0	.000	2	1	3	0.3	0	0	0	0	0	0	0	0.0		

* Statistics from prior team/school

2019-20 Individual Levels

	19-20 GP	Tot GP	SCORING - Season										Career										REBOUNDING - Season										Career										Double-Doubles																									
			10+	15+	20+	25+	30+	35+	10+	15+	20+	25+	30+	35+	8+	10+	12+	14+	16+	8+	10+	12+	14+	16+	8+	10+	12+	14+	16+	Season	Career																																					
0 Jr. Tyson Jolly	12	32	10	9	2							10	9	2									4	2										5	2										2											2												
1 Jr. Feron Hunt	12	44	9	6								19	7										6	4	1									16	6	3	1																			3											4	
2 Jr. Darius McNeill		63										35	21	6	1	1																																																				
3 So. Kendrick Davis	8	45	7	5	1							15	7	2									1																						1											1												
4 Fr. Charles Smith IV	11	11																																																																		
5 So. Emmanuel Bandoumel	12	12	2									2																																																								
13 So. CJ White	12	36	1	1								2	1																					1																																		
14 Jr. William Douglas	3	61										1																																																								
15 Jr. Isiaha Mike	12	76	12	6	4	1						49	26	10	2								6	3	3									19	8	4									3											7												
20 Jr. Grant Youngkin	6	12																																																																		
21 So. Jahmar Young Jr.		22																																																																		
22 Jr. Isiah Jasey	3	23																																																																		
23 Fr. Alex Tabor Jr.	6	6																																																																		
24 So. Everett Ray	12	28	1									2																						1	1																					1												
25 So. Ethan Chargois	10	73	2	1								37	20	6	1																			16	4	2																				4												
33 Fr. Darius McBride		0																																																																		

	17-18 GP	Tot GP	ASSISTS - Season						Career						STEALS - Season						Career						BLOCKS - Season						Career																																	
			5+	7+	10+	5+	7+	10+	3+	4+	5+	6+	3+	4+	5+	6+	2+	3+	4+	5+	6+	2+	3+	4+	5+	6+																																								
0 Jr. Tyson Jolly	12	32	2	2	1				3	3	3												2											2											2	1										4	1									
1 Jr. Feron Hunt	12	44	1						1																									10	4	3	1								2	1	1									7	4	2								
2 Jr. Darius McNeill	0	63							3																																															2										
3 So. Kendrick Davis	8	45	6	5					8	6													1											2	1	1	1																													
4 Fr. Charles Smith IV	11	11																																																																
5 So. Emmanuel Bandoumel	12	12																																																																
13 Fr. CJ White	12	36	1						1														1											1																																
14 Jr. William Douglas	3	61																																3																																
15 So. Isiaha Mike	12	76	1	1					3	1													5	1										10	1																					15	4									
20 Jr. Grant Youngkin	6	12																																																																
21 So. Jahmar Young Jr.	0	22																																																																
22 Jr. Isiah Jasey	3	23																																1																						1										
23 Fr. Alex Tabor Jr.	6	6																																																																
24 So. Everett Ray	12	28																																																																
25 Jr. Ethan Chargois	10	73	1						2														2											6											2											10	2	1								
33 Fr. Darius McBride	0	0																																																																

Games as Category Leader

Overall/Career (at SMU only)	17-18 GP	Tot GP	SCORING		REBOUNDS		ASSISTS		STEALS		BLOCKS	
			Season	Career	Season	Career	Season	Career	Season	Career	Season	Career
0 Jr. Tyson Jolly	12	32	3	3	4	4	2	2	4	4	4	4
1 Jr. Feron Hunt	12	44	3	4	3	13		1	2	9	6	18
2 Jr. Darius McNeill	0	63										
3 So. Kendrick Davis	8	45	4	4	1	1	7	7	3	3	2	2
4 Fr. Charles Smith IV	11	11							2	2	1	1
5 So. Emmanuel Bandoumel	12	12									1	1
13 Fr. CJ White	12	36				1	2	4	2	3	1	2
14 Jr. William Douglas	3	61				1		1		6		2
15 So. Isiaha Mike	12	76	5	7	5	12	2	6	8	19	1	17
20 Jr. Grant Youngkin	6	12										
21 So. Jahmar Young Jr.	0	22										3
22 Jr. Isiah Jasey	3	23										
23 Fr. Alex Tabor Jr.	6	6										
24 So. Everett Ray	12	28			1	2			2	3		
25 Jr. Ethan Chargois	10	73	1	10		17	1	7	4	14	5	20
33 Fr. Darius McBride	0	0										

SMU - INDIVIDUAL GAME HIGHS

Points	25 MIKE, Isiaha at Georgia (12/20/19)
	24 MIKE, Isiaha vs South Fla. (01/01/20)
	22 MIKE, Isiaha vs Jackson St. (11/16/19)
	22 MIKE, Isiaha vs New Orleans (11/12/19)
	21 DAVIS, Kendric at UNLV (11/23/19)
	21 JOLLY, Tyson vs Jacksonville St. (11/05/19)
Field Goals Made	10 MIKE, Isiaha at Georgia (12/20/19)
	9 MIKE, Isiaha vs South Fla. (01/01/20)
	9 HUNT, Feron vs Georgia St. (12/23/19)
Field Goal Att.	20 MIKE, Isiaha at Georgia (12/20/19)
	18 JOLLY, Tyson at Georgia (12/20/19)
FG Pct (min 5 made)	.875 (7-8) HUNT, Feron vs Hartford (11/27/19)
	.857 (6-7) MIKE, Isiaha vs Jackson St. (11/16/19)
3-Point FG Made	5 MIKE, Isiaha at Georgia (12/20/19)
	4 MIKE, Isiaha vs New Orleans (11/12/19)
3-Point FG Att.	12 MIKE, Isiaha at Georgia (12/20/19)
	8 MIKE, Isiaha vs New Orleans (11/12/19)
3-Pt FG Pct (min 2 made)	1.000 (3-3) SMITH IV, Charles vs Hartford (11/27/19)
	1.000 (3-3) MIKE, Isiaha vs Jackson St. (11/16/19)
	1.000 (2-2) RAY, Everett vs South Fla. (01/01/20)
	1.000 (2-2) MIKE, Isiaha vs Abilene Christian (11/29/19)
Free Throws Made	12 DAVIS, Kendric vs Georgia St. (12/23/19)
	9 HUNT, Feron vs Georgetown (12/07/19)
	9 MIKE, Isiaha vs Jackson St. (11/16/19)
Free Throw Att.	13 DAVIS, Kendric vs Georgia St. (12/23/19)
	11 HUNT, Feron vs Georgetown (12/07/19)
FT Pct (min 3 made)	1.000 (9-9) MIKE, Isiaha vs Jackson St. (11/16/19)
	1.000 (8-8) HUNT, Feron vs Jackson St. (11/16/19)
	1.000 (6-6) DAVIS, Kendric at UNLV (11/23/19)
	1.000 (5-5) DAVIS, Kendric vs Georgetown (12/07/19)
	1.000 (5-5) WHITE, CJ vs Northwestern St. (12/03/19)
	1.000 (4-4) MIKE, Isiaha vs Georgetown (12/07/19)
	1.000 (3-3) MIKE, Isiaha vs South Fla. (01/01/20)
	1.000 (3-3) BANDOUMEL, Emmanuel vs South Fla. (01/01/20)
	1.000 (3-3) RAY, Everett vs Northwestern St. (12/03/19)
	1.000 (3-3) DAVIS, Kendric vs Abilene Christian (11/29/19)
	1.000 (3-3) DAVIS, Kendric vs Hartford (11/27/19)
	1.000 (3-3) JOLLY, Tyson at UNLV (11/23/19)
	1.000 (3-3) CHARGOIS, Ethan at Evansville (11/18/19)
Rebounds	13 MIKE, Isiaha at Evansville (11/18/19)
	13 HUNT, Feron vs New Orleans (11/12/19)
Assists	10 DAVIS, Kendric vs Abilene Christian (11/29/19)
	9 DAVIS, Kendric vs South Fla. (01/01/20)
	9 DAVIS, Kendric vs Georgia St. (12/23/19)
Steals	4 MIKE, Isiaha vs Georgetown (12/07/19)
	3 JOLLY, Tyson vs South Fla. (01/01/20)
	3 MIKE, Isiaha vs South Fla. (01/01/20)
	3 MIKE, Isiaha vs Georgia St. (12/23/19)
	3 MIKE, Isiaha at Georgia (12/20/19)
	3 JOLLY, Tyson at Georgia (12/20/19)
	3 CHARGOIS, Ethan at Georgia (12/20/19)
	3 CHARGOIS, Ethan vs Georgetown (12/07/19)
	3 MIKE, Isiaha vs Northwestern St. (12/03/19)
	3 DAVIS, Kendric vs Hartford (11/27/19)
	3 WHITE, CJ vs Jacksonville St. (11/05/19)
Blocked Shots	4 HUNT, Feron vs Abilene Christian (11/29/19)
	3 JOLLY, Tyson vs Jackson St. (11/16/19)
Turnovers	6 BANDOUMEL, Emmanuel vs Jackson St. (11/16)
	5 DAVIS, Kendric vs South Fla. (01/01/20)
	5 MIKE, Isiaha at Georgia (12/20/19)
	5 DAVIS, Kendric vs Georgetown (12/07/19)
Fouls	4 MIKE, Isiaha vs Georgia St. (12/23/19)
	4 CHARGOIS, Ethan at Georgia (12/20/19)
	4 HUNT, Feron vs Abilene Christian (11/29/19)
	4 MIKE, Isiaha at UNLV (11/23/19)
	4 JOLLY, Tyson at UNLV (11/23/19)
	4 BANDOUMEL, Emmanuel at UNLV (11/23/19)
	4 WHITE, CJ at Evansville (11/18/19)
	4 JOLLY, Tyson at Evansville (11/18/19)
	4 MIKE, Isiaha vs Jackson St. (11/16/19)
	4 MIKE, Isiaha vs New Orleans (11/12/19)
	4 MIKE, Isiaha vs Jacksonville St. (11/05/19)
Minutes	45 JOLLY, Tyson at Georgia (12/20/19)
	45 HUNT, Feron at Georgia (12/20/19)
	45 DAVIS, Kendric at Georgia (12/20/19)
	42 MIKE, Isiaha at Georgia (12/20/19)
	37 HUNT, Feron vs Abilene Christian (11/29/19)
	37 HUNT, Feron at UNLV (11/23/19)
	37 HUNT, Feron at Evansville (11/18/19)
	37 JOLLY, Tyson vs New Orleans (11/12/19)

OPPONENT INDIVIDUAL GAME HIGHS

Points	23 Tristan Jarrett vs Jackson St. (11/16/19)
	22 Kane Williams vs Georgia St. (12/23/19)
	21 Rayshaun Hammonds at Georgia (12/20/19)
	21 Jahvon Blair vs Georgetown (12/07/19)
	20 Joe Pleasant vs Abilene Christian (11/29/19)
	20 Troy Green vs New Orleans (11/12/19)
Field Goals Made	9 Jayveous McKinnis vs Jackson St. (11/16/19)
	8 Omer Yurtseven vs Georgetown (12/07/19)
	8 Tristan Jarrett vs Jackson St. (11/16/19)
	8 Troy Green vs New Orleans (11/12/19)
Field Goal Att.	22 Tristan Jarrett vs Jackson St. (11/16/19)
	19 Corey Allen vs Georgia St. (12/23/19)
	19 Bryson Robinson vs New Orleans (11/12/19)
FG Pct (min 5 made)	.750 (9-12) Jayveous McKinnis vs Jackson St. (11/16/19)
	.667 (8-12) Omer Yurtseven vs Georgetown (12/07/19)
3-Point FG Made	7 Jahvon Blair vs Georgetown (12/07/19)
	5 Mac McClung vs Georgetown (12/07/19)
3-Point FG Att.	15 Bryson Robinson vs New Orleans (11/12/19)
	12 Amauri Hardy at UNLV (11/23/19)
	12 Tristan Jarrett vs Jackson St. (11/16/19)
3-Pt FG Pct (min 2 made)	1.000 (3-3) Romain Boxus vs Hartford (11/27/19)
	1.000 (2-2) Jagan Mosely vs Georgetown (12/07/19)
	1.000 (2-2) Martin Roub vs Jacksonville St. (11/05/19)
Free Throws Made	8 Gerrale Gates vs New Orleans (11/12/19)
	7 Artur Labinowicz at Evansville (11/18/19)
Free Throw Att.	11 Gerrale Gates vs New Orleans (11/12/19)
	8 Damon Wilson vs Georgia St. (12/23/19)
	8 Joe Pleasant vs Abilene Christian (11/29/19)
	8 Artur Labinowicz at Evansville (11/18/19)
FT Pct (min 3 made)	1.000 (4-4) Hunter Marks vs Hartford (11/27/19)
	1.000 (4-4) Cheikh Mbacke Diong at UNLV (11/23/19)
	1.000 (3-3) Donnell Gresham Jr. at Georgia (12/20/19)
	1.000 (3-3) Troy Green vs New Orleans (11/12/19)
Rebounds	11 Rayshaun Hammonds at Georgia (12/20/19)
	10 Jayveous McKinnis vs Jackson St. (11/16/19)
Assists	10 Terrell Allen vs Georgetown (12/07/19)
	8 Sahvir Wheeler at Georgia (12/20/19)
Steals	3 Kane Williams vs Georgia St. (12/23/19)
	3 Sam Cunliffe at Evansville (11/18/19)
	3 Dontellus Ross vs Jackson St. (11/16/19)
Blocked Shots	3 Jayveous McKinnis vs Jackson St. (11/16/19)
	2 Rodney Howard at Georgia (12/20/19)
	2 Rayshaun Hammonds at Georgia (12/20/19)
	2 Nikos Chougkaz vs Northwestern St. (12/03/19)
Turnovers	4 Laquincy Rideau vs South Fla. (01/01/20)
	4 Damon Wilson vs Georgia St. (12/23/19)
	4 Kane Williams vs Georgia St. (12/23/19)
	4 Moses Flowers vs Hartford (11/27/19)
	4 Derrick Cook vs Jacksonville St. (11/05/19)
	4 Derek St. Hilaire vs Jacksonville St. (11/05/19)
	5 Chudier Bile vs Northwestern St. (12/03/19)
	5 Traci Carter vs Hartford (11/27/19)
Fouls	5 Venjile Wallis vs Jackson St. (11/16/19)

SMU - TEAM GAME HIGHS
POINTS

90	HARTFORD (11/27/19)
85	GEORGIA ST. (12/23/19)
85	at Georgia (12/20/19)
82	SOUTH FLA. (01/01/20)
80	JACKSON ST. (11/16/19)
35	at Georgia (12/20/19)
34	HARTFORD (11/27/19)
87	at Georgia (12/20/19)
67	HARTFORD (11/27/19)
.619 (26-42)	ABILENE CHRISTIAN (11/29/19)
.579 (33-57)	SOUTH FLA. (01/01/20)
12	HARTFORD (11/27/19)
10	SOUTH FLA. (01/01/20)
32	at Georgia (12/20/19)
27	SOUTH FLA. (01/01/20)
27	GEORGETOWN (12/07/19)
.500 (9-18)	JACKSON ST. (11/16/19)
.480 (12-25)	HARTFORD (11/27/19)
25	JACKSON ST. (11/16/19)
24	GEORGETOWN (12/07/19)
30	GEORGETOWN (12/07/19)
27	JACKSON ST. (11/16/19)
1.000 (12-12)	at UNLV (11/23/19)
1.000 (6-6)	SOUTH FLA. (01/01/20)
55	at Georgia (12/20/19)
47	NORTHWESTERN ST. (12/03/19)
47	at Evansville (11/18/19)
22	SOUTH FLA. (01/01/20)
21	GEORGIA ST. (12/23/19)
21	HARTFORD (11/27/19)
10	NORTHWESTERN ST. (12/03/19)
9	at Georgia (12/20/19)
7	SOUTH FLA. (01/01/20)
6	JACKSON ST. (11/16/19)
19	JACKSON ST. (11/16/19)
18	GEORGIA ST. (12/23/19)
18	at Evansville (11/18/19)
21	at Evansville (11/18/19)
20	at UNLV (11/23/19)

Opponent - GAME HIGHS
POINTS

91	GEORGETOWN (12/07/19)
87	at Georgia (12/20/19)
76	GEORGIA ST. (12/23/19)
68	at UNLV (11/23/19)
65	JACKSONVILLE ST. (11/05/19)
34	GEORGETOWN (12/07/19)
33	at Georgia (12/20/19)
73	at Georgia (12/20/19)
71	GEORGIA ST. (12/23/19)
.557 (34-61)	GEORGETOWN (12/07/19)
.452 (33-73)	at Georgia (12/20/19)
14	GEORGETOWN (12/07/19)
13	HARTFORD (11/27/19)
34	HARTFORD (11/27/19)
33	at UNLV (11/23/19)
.519 (14-27)	GEORGETOWN (12/07/19)
.382 (13-34)	HARTFORD (11/27/19)
18	at UNLV (11/23/19)
16	at Evansville (11/18/19)
16	NEW ORLEANS (11/12/19)
24	at UNLV (11/23/19)
23	NEW ORLEANS (11/12/19)
.900 (9-10)	GEORGETOWN (12/07/19)
.889 (16-18)	at Evansville (11/18/19)
44	at Georgia (12/20/19)
39	NEW ORLEANS (11/12/19)
26	GEORGETOWN (12/07/19)
16	at Georgia (12/20/19)
13	JACKSON ST. (11/16/19)
11	GEORGIA ST. (12/23/19)
7	at Georgia (12/20/19)
7	JACKSON ST. (11/16/19)
19	JACKSONVILLE ST. (11/05/19)
18	at Georgia (12/20/19)
23	NEW ORLEANS (11/12/19)
22	GEORGIA ST. (12/23/19)
22	NORTHWESTERN ST. (12/03/19)

SMU - GAME LOWS
POINTS

59	at Evansville (11/18/19)
70	ABILENE CHRISTIAN (11/29/19)
72	at UNLV (11/23/19)
74	JACKSONVILLE ST. (11/05/19)
74	GEORGETOWN (12/07/19)
21	GEORGETOWN (12/07/19)
22	at Evansville (11/18/19)
42	ABILENE CHRISTIAN (11/29/19)
45	JACKSON ST. (11/16/19)
.356 (21-59)	GEORGETOWN (12/07/19)
.373 (22-59)	at Evansville (11/18/19)
5	JACKSONVILLE ST. (11/05/19)
5	at Evansville (11/18/19)
5	NORTHWESTERN ST. (12/03/19)
5	GEORGIA ST. (12/23/19)
17	ABILENE CHRISTIAN (11/29/19)
18	JACKSON ST. (11/16/19)
18	GEORGIA ST. (12/23/19)
.238 (5-21)	JACKSONVILLE ST. (11/05/19)
.238 (5-21)	at Evansville (11/18/19)
6	SOUTH FLA. (01/01/20)
7	at Georgia (12/20/19)
6	SOUTH FLA. (01/01/20)
12	at Evansville (11/18/19)
12	at UNLV (11/23/19)
12	at Georgia (12/20/19)
.583 (7-12)	at Georgia (12/20/19)
.625 (10-16)	HARTFORD (11/27/19)
27	at UNLV (11/23/19)
33	ABILENE CHRISTIAN (11/29/19)
7	at Evansville (11/18/19)
14	GEORGETOWN (12/07/19)
3	at UNLV (11/23/19)
4	NEW ORLEANS (11/12/19)
4	at Evansville (11/18/19)
1	HARTFORD (11/27/19)
2	6 times
6	HARTFORD (11/27/19)
10	NEW ORLEANS (11/12/19)
10	at UNLV (11/23/19)
11	JACKSON ST. (11/16/19)
12	NORTHWESTERN ST. (12/03/19)

Opponent - GAME LOWS
POINTS

51	ABILENE CHRISTIAN (11/29/19)
51	NORTHWESTERN ST. (12/03/19)
57	at Evansville (11/18/19)
58	HARTFORD (11/27/19)
63	JACKSON ST. (11/16/19)
17	at Evansville (11/18/19)
17	ABILENE CHRISTIAN (11/29/19)
48	at Evansville (11/18/19)
52	ABILENE CHRISTIAN (11/29/19)
.327 (17-52)	ABILENE CHRISTIAN (11/29/19)
.339 (20-59)	NORTHWESTERN ST. (12/03/19)
4	NEW ORLEANS (11/12/19)
5	ABILENE CHRISTIAN (11/29/19)
5	NORTHWESTERN ST. (12/03/19)
19	ABILENE CHRISTIAN (11/29/19)
22	JACKSONVILLE ST. (11/05/19)
22	NORTHWESTERN ST. (12/03/19)
22	SOUTH FLA. (01/01/20)
.167 (4-24)	NEW ORLEANS (11/12/19)
.222 (6-27)	JACKSON ST. (11/16/19)
5	HARTFORD (11/27/19)
6	NORTHWESTERN ST. (12/03/19)
6	SOUTH FLA. (01/01/20)
7	HARTFORD (11/27/19)
10	JACKSON ST. (11/16/19)
10	GEORGETOWN (12/07/19)
.545 (6-11)	NORTHWESTERN ST. (12/03/19)
.545 (6-11)	SOUTH FLA. (01/01/20)
23	ABILENE CHRISTIAN (11/29/19)
25	at Evansville (11/18/19)
8	ABILENE CHRISTIAN (11/29/19)
9	at Evansville (11/18/19)
3	NEW ORLEANS (11/12/19)
3	HARTFORD (11/27/19)
0	ABILENE CHRISTIAN (11/29/19)
1	SOUTH FLA. (01/01/20)
8	NEW ORLEANS (11/12/19)
9	ABILENE CHRISTIAN (11/29/19)
10	SOUTH FLA. (01/01/20)
13	at Evansville (11/18/19)

SMU When...	2019-20			Conference			Under Jankovich			Conference		
	W	L	Pct	W	L	Pct	W	L	Pct	W	L	Pct
Record	10	2	0.833	1	0	1.000	81	40	0.669	30	25	0.545
Home	8	1	0.889	1	0	1.000	56	14	0.800	18	10	0.643
Road	2	1	0.667	0	0	#DIV/0!	17	19	0.472	12	15	0.444
Neutral	0	0	#DIV/0!	0	0	#DIV/0!	8	7	0.533	0	0	#DIV/0!
Overtime	0	1	0.000	0	0	#DIV/0!	0	1	0.000	0	0	#DIV/0!
Leads at half	10	1	0.909	1	0	1.000	70	11	0.864	26	5	0.839
Trails at half	0	1	0.000	0	0	#DIV/0!	10	28	0.263	3	19	0.136
Tied at half	0	0	#DIV/0!	0	0	#DIV/0!	1	1	0.500	1	1	0.500
Leads with 5:00 left in 2nd half	9	0	1.000	1	0	1.000	74	3	0.961	28	1	0.966
Trails with 5:00 left in 2nd half	0	1	0.000	0	0	#DIV/0!	2	35	0.054	0	24	0.000
Tied with 5:00 left in 2nd half	1	1	0.500	0	0	#DIV/0!	4	2	0.667	1	0	1.000
Scores 70+	9	2	0.818	1	0	1.000	70	11	0.864	23	5	0.821
Scores 80+	4	1	0.800	1	0	1.000	35	3	0.921	12	1	0.923
Scores 90+	1	0	1.000	0	0	#DIV/0!	10	0	1.000	2	0	1.000
Scores 100+	0	0	#DIV/0!	0	0	#DIV/0!	2	0	1.000	0	0	#DIV/0!
Opp. Scores 70+	1	2	0.333	0	0	#DIV/0!	13	24	0.351	5	14	0.263
Opp. Scores 80+	0	2	0.000	0	0	#DIV/0!	0	10	0.000	0	6	0.000
Opp. Scores 90+	0	1	0.000	0	0	#DIV/0!	0	4	0.000	0	2	0.000
Opp. Scores 100+	0	0	#DIV/0!	0	0	#DIV/0!	0	0	#DIV/0!	0	0	#DIV/0!
Scores less than 60	1	0	1.000	0	0	#DIV/0!	4	15	0.211	2	11	0.154
Scores less than 70	1	0	1.000	0	0	#DIV/0!	11	29	0.275	7	20	0.259
Opp. Scores less than 60	4	0	1.000	0	0	#DIV/0!	36	1	0.973	13	2	0.867
Opp. Scores less than 70	9	0	1.000	1	0	1.000	67	16	0.807	25	11	0.694
Margin is 3 pts or less	1	1	0.500	0	0	#DIV/0!	3	10	0.231	0	7	0.000
Margin is 5 pts or less	2	1	0.667	0	0	#DIV/0!	11	12	0.478	5	8	0.385
Margin is 10 pts or less	4	1	0.800	0	0	#DIV/0!	26	24	0.520	11	13	0.458
Shoots better than the opp.	10	0	1.000	1	0	1.000	76	4	0.950	29	3	0.906
Shoots worse than the opp.	0	2	0.000	0	0	#DIV/0!	5	36	0.122	1	22	0.043
Shoots the same as opp.	0	0	#DIV/0!	0	0	#DIV/0!	0	0	#DIV/0!	0	0	#DIV/0!
SMU 50%+ FG	6	0	1.000	1	0	1.000	41	2	0.953	10	0	1.000
Opp. 50%+ FG	0	1	0.000	0	0	#DIV/0!	2	9	0.182	1	4	0.200
Opp. at or below 40%	9	0	1.000	1	0	1.000	50	3	0.943	21	3	0.875
Outrebounds opponent	8	1	0.889	0	0	#DIV/0!	62	14	0.816	20	7	0.741
Outrebounded by opponent	2	1	0.667	1	0	1.000	18	24	0.429	10	16	0.385
Rebounds are even	0	0	#DIV/0!	0	0	#DIV/0!	1	2	0.333	0	2	0.000
Reb Differential +10 or more	6	1	0.857	0	0	#DIV/0!	36	6	0.857	11	1	0.917
Reb Differential -10 or more	0	0	#DIV/0!	0	0	#DIV/0!	1	6	0.143	1	5	0.167
Attempts more FTs	5	1	0.833	0	0	#DIV/0!	58	12	0.829	25	9	0.735
Attempts less FTs	5	0	1.000	1	0	1.000	19	26	0.422	5	16	0.238
Attempts the same Ft	0	1	0.000	0	0	#DIV/0!	4	2	0.667	0	0	#DIV/0!
Attempts 20 or more FTs	5	1	0.833	0	0	#DIV/0!	44	12	0.786	14	7	0.667
Opp. Attempts 20 or more FTs	3	0	1.000	0	0	#DIV/0!	17	10	0.630	5	5	0.500
FTA differential +10 or more	2	1	0.667	0	0	#DIV/0!	22	4	0.846	6	3	0.667
FTA differential -10 or more	1	0	1.000	0	0	#DIV/0!	3	8	0.273	1	6	0.143
Plays ranked opponent	0	0	#DIV/0!	0	0	#DIV/0!	5	10	0.333	2	8	0.200
Plays opponent receiving votes	1	0	1.000	0	0	#DIV/0!	10	15	0.400	2	10	0.167
Plays during the day (pre 6pm start)	1	0	1.000	1	0	1.000	26	12	0.684	14	8	0.636
Plays at night (6pm or later start)	9	2	0.818	0	0	#DIV/0!	55	28	0.663	16	17	0.485
November	7	0	1.000	0	0	#DIV/0!	27	8	0.771	0	0	#DIV/0!
December	2	2	0.500	0	0	#DIV/0!	23	4	0.852	4	0	1.000
January	1	0	1.000	1	0	1.000	14	10	0.583	14	10	0.583
February	0	0	#DIV/0!	0	0	#DIV/0!	9	12	0.429	9	12	0.429
March	0	0	#DIV/0!	0	0	#DIV/0!	8	6	0.571	3	3	0.500
April	0	0	#DIV/0!	0	0	#DIV/0!	0	0	#DIV/0!	0	0	#DIV/0!
Has more turnovers	6	0	1.000	1	0	1.000	26	21	0.553	8	13	0.381
Has less turnovers	3	1	0.750	0	0	#DIV/0!	49	15	0.766	19	9	0.679
Turnovers are the same	1	1	0.500	0	0	#DIV/0!	6	4	0.600	3	3	0.500
Has 10 or less turnovers	3	0	1.000	0	0	#DIV/0!	33	18	0.647	13	15	0.464
Opp. Has 10 or less turnovers	3	0	1.000	0	0	#DIV/0!	19	16	0.543	8	11	0.421
Has 20 or more turnovers	0	0	#DIV/0!	0	0	#DIV/0!	1	2	0.333	0	1	0.000
Opp. Has 20 or more turnovers	0	0	#DIV/0!	0	0	#DIV/0!	5	1	0.833	1	0	1.000
Has more Steals	3	2	0.600	0	0	#DIV/0!	44	22	0.667	21	13	0.618
Has less Steals	5	0	1.000	1	0	1.000	23	16	0.590	6	11	0.353
Steals are the same	2	0	1.000	0	0	#DIV/0!	14	2	0.875	3	1	0.750
Has 10 or more Steals	1	0	1.000	0	0	#DIV/0!	13	3	0.813	4	2	0.667
Opp. Has 10 or more Steals	3	0	1.000	1	0	1.000	7	3	0.700	1	1	0.500
Has 5 or less Steals	3	0	1.000	0	0	#DIV/0!	25	21	0.543	9	15	0.375
Opp. Has 5 or less Steals	4	0	1.000	0	0	#DIV/0!	43	27	0.614	21	19	0.525
Points in paint - more	8	1	0.889	1	0	1.000	63	12	0.840	21	6	0.778
Points in paint - less	1	1	0.500	0	0	#DIV/0!	12	25	0.324	6	17	0.261
Points in paint - same	1	0	1.000	0	0	#DIV/0!	6	3	0.667	3	2	0.600
Points off turnovers - more	6	1	0.857	0	0	#DIV/0!	63	12	0.840	22	7	0.759
Points off turnovers - less	3	1	0.750	0	0	#DIV/0!	17	27	0.386	7	17	0.292
Points off turnovers - same	1	0	1.000	1	0	1.000	1	1	0.500	1	1	0.500
2nd chance points - more	5	1	0.833	0	0	#DIV/0!	53	19	0.736	16	10	0.615
2nd chance points - less	5	1	0.833	1	0	1.000	24	19	0.558	13	13	0.500
2nd chance points - same	0	0	#DIV/0!	0	0	#DIV/0!	4	2	0.667	1	2	0.333
Bench points - more	4	0	1.000	0	0	#DIV/0!	26	0	1.000	6	0	1.000
Bench points - less	5	2	0.714	1	0	1.000	52	39	0.571	24	25	0.490
Bench points - same	1	0	1.000	0	0	#DIV/0!	3	1	0.750	0	0	#DIV/0!
Makes 5+ 3pt shots	10	2	0.833	1	0	1.000	76	32	0.704	27	19	0.587
Makes 8+ 3pt shots	4	2	0.667	1	0	1.000	51	17	0.750	18	11	0.621
Opp. Makes 5+ 3pt shots	9	2	0.818	1	0	1.000	66	38	0.635	25	24	0.510
Opp. Makes 8+ 3pt shots	4	2	0.667	1	0	1.000	40	28	0.588	16	17	0.485
Has a player with a double-double	4	1	0.800	0	0	#DIV/0!	30	12	0.714	14	6	0.700
Opp. has a player with a double-double	2	1	0.667	0	0	#DIV/0!	12	13	0.480	6	8	0.429
Has a 20 pt scorer	5	1	0.833	1	0	1.000	46	21	0.687	19	14	0.576
Opp. has a 20 pt scorer	3	2	0.600	0	0	#DIV/0!	24	23	0.511	9	14	0.391
Has 4 players with 10+ points	6	2	0.750	1	0	1.000	56	12	0.824	22	7	0.759
Opp. has 4 players with 10+ points	2	1	0.667	0	0	#DIV/0!	10	14	0.417	4	8	0.333
Has player with 10 rebounds	5	1	0.833	0	0	#DIV/0!	35	18	0.660	14	12	0.538
Opp. has player with 10 rebounds	1	1	0.500	0	0	#DIV/0!	18	17	0.514	9	12	0.429

1 Jacksonville State65 at SMU74 SMU Record 1-0

11/05/19 7:02 p.m. at Dallas, Texas (Moody Coliseum)
Jacksonville St. 0-1

##	Player	tot-fg		3-pt		rebounds		pf	tp	a	to	blk	s	min				
		fg	fga	fg	fga	ft	fta								of	de	tot	
02	Jacara Cross	f	5	8	0	0	3	5	3	8	3	13	0	2	1	0	28	
03	Maros Zeliznak	c	0	1	0	0	0	0	2	3	5	4	0	0	1	0	0	17
04	Ty Hudson	g	2	6	0	2	0	0	1	3	4	1	4	2	1	0	1	25
13	Elias Harden	g	1	7	1	4	0	0	0	0	0	0	3	1	2	0	0	16
31	Marek Welsch	g	2	4	1	2	0	0	2	1	1	5	3	1	1	2	23	
00	Derick Cook	1	4	0	1	0	0	0	1	1	1	2	4	4	0	0	0	17
11	Kayne Henry	3	7	0	1	4	5	4	8	2	10	0	1	0	1	0	1	21
15	Derek St. Hilaire	4	9	1	4	0	0	0	3	3	9	1	4	0	1	1	19	
24	Martin Roub	2	2	2	2	0	0	2	2	1	6	0	0	1	1	1	14	
33	DeTorrion Ware	3	8	2	6	5	6	1	3	4	3	13	1	2	0	1	20	
TEAM																		
Totals.....		23	56	7	22	12	16	13	24	37	19	65	12	19	3	7	200	
TOTAL FG%		1st Half: 10-27 37.0%		2nd Half: 13-29 44.8%		Game: 41.1%		DEAD										
3-Pt. FG%		1st Half: 4-11 36.4%		2nd Half: 3-11 27.3%		Game: 31.8%		REBS										
F Throw %		1st Half: 0-1 0.0%		2nd Half: 12-15 80.0%		Game: 75.0%		2										
SMU 1-0																		
##	Player	tot-fg		3-pt		rebounds		pf	tp	a	to	blk	s	min				
		fg	fga	fg	fga	ft	fta								of	de	tot	
01	HUNT, Feron	f	5	12	0	2	3	5	6	3	9	2	13	1	1	1	2	28
15	MIKE, Isiaha	f	5	9	1	3	3	4	1	4	5	4	14	4	1	0	0	26
25	CHARGOIS, Ethan	f	3	9	1	3	3	6	2	4	6	2	10	1	3	0	0	30
00	JOLLY, Tyson	g	7	10	2	4	5	6	5	3	8	3	21	3	3	0	2	34
05	BANDOUJEL, E.	g	3	10	0	4	0	0	1	4	5	3	6	2	2	0	0	26
04	SMITH IV, Charles	2	6	1	3	0	0	0	0	0	1	5	1	2	1	0	0	24
13	WHITE, CJ	1	3	0	2	2	2	0	0	0	0	1	4	3	1	0	3	24
24	RAY, Everett	0	1	0	0	1	2	2	2	4	0	1	0	0	0	0	0	8
TEAM																		
Totals.....		26	60	5	21	17	25	17	22	39	16	74	15	13	2	7	200	
TOTAL FG%		1st Half: 14-29 48.3%		2nd Half: 12-31 38.7%		Game: 43.3%		DEAD										
3-Pt. FG%		1st Half: 2-11 18.2%		2nd Half: 3-10 30.0%		Game: 23.8%		REBS										
F Throw %		1st Half: 1-3 33.3%		2nd Half: 16-22 72.7%		Game: 68.0%		1										
Officials: Kevin Raheer,Nathan Bemis,Pat Adams		Technical: None		Attendance: 4010														
Jacksonville St.		24 41 65																
SMU		31 43 74																
Points in paint-JAXST 30,SMU 30. Points off turnovers-JAXST 13,SMU 20. 2nd chance pts-JAXST 17,SMU 14. Fast break points-JAXST 11,SMU 16. Bench pts-JAXST 40,SMU 10. Score tied-3 times. Lead changed-0 times. Last FG-JAXST 2nd-00:20, SMU 2nd-01:35. Largest lead-JAXST None, SMU by 18 2nd-12:35. JAXST led for 00:00. SMU led for 37:35. Game was tied for 02:02.																		

DALLAS (AP) Tyson Jolly totaled 21 points, eight rebounds, three assists and two steals to propel SMU to a 74-65 victory over Jacksonville State on Tuesday night in a season opener for both teams. Isiaha Mike scored 14 points for the Mustangs. Feron Hunt added 13 points and nine rebounds, while Ethan Chargois scored 10. Jacara Cross and reserve DeTorrion Ware topped the Gamecocks with 13 points apiece. Kayne Henry came off the bench to score 10 with eight rebounds.

3 Jackson State63 at SMU80 SMU Record 3-0

11/16/19 7:00 pm at Dallas, Texas (Moody Coliseum)
Jackson St. 0-4

##	Player	tot-fg		3-pt		rebounds		pf	tp	a	to	blk	s	min				
		fg	fga	fg	fga	ft	fta								of	de	tot	
11	Jayveous McKinnis	f	9	12	0	0	1	2	6	4	10	4	19	0	2	3	2	32
00	Venjie Wallis	g	3	8	0	2	0	0	1	4	5	5	6	4	2	1	1	22
05	Dontellus Ross	g	0	0	0	0	0	0	1	1	2	2	0	0	1	0	3	22
04	Tristan Jarrett	*	8	22	4	12	3	5	1	0	1	2	23	2	3	1	2	35
10	Cainan McClelland	*	2	4	0	1	1	1	0	1	2	5	0	1	0	2	25	
03	Jonas James	2	8	1	2	2	2	1	1	2	3	7	7	2	1	2	27	
12	Darrian Wilson	0	1	0	1	0	0	0	0	0	0	0	0	0	0	0	2	
13	Miles Daniels	1	7	1	7	0	0	0	0	0	1	3	0	0	0	0	1	16
21	Lemmie Howard	0	3	0	2	0	0	0	2	2	1	0	0	0	1	0	19	
TEAM																		
Totals.....		25	65	6	27	7	10	13	13	26	20	63	13	13	7	13	200	
TOTAL FG%		1st Half: 15-37 40.5%		2nd Half: 10-28 35.7%		Game: 38.5%		DEAD										
3-Pt. FG%		1st Half: 3-14 21.4%		2nd Half: 3-13 23.1%		Game: 22.2%		REBS										
F Throw %		1st Half: 1-2 50.0%		2nd Half: 6-8 75.0%		Game: 70.0%		2										
SMU 3-0																		
##	Player	tot-fg		3-pt		rebounds		pf	tp	a	to	blk	s	min				
		fg	fga	fg	fga	ft	fta								of	de	tot	
01	HUNT, Feron	f	0	2	0	0	8	8	1	4	5	1	8	1	1	1	0	28
15	MIKE, Isiaha	f	6	7	3	3	9	9	1	6	7	4	24	7	1	0	1	28
24	RAY, Everett	f	4	6	0	0	0	0	1	2	3	1	8	0	1	0	1	16
00	JOLLY, Tyson	g	5	7	1	2	6	8	1	6	7	2	17	2	2	3	1	35
05	BANDOUJEL, E.	g	3	6	2	4	0	0	0	2	2	1	8	3	6	0	0	32
04	SMITH IV, Charles	1	3	1	1	0	0	0	1	3	4	0	3	0	3	0	1	14
13	WHITE, CJ	1	7	1	5	0	0	0	2	2	0	3	1	2	0	1	1	21
20	YOUNGKIN, Grant	0	0	0	0	0	0	0	0	0	0	0	0	0	0	0	0	1
23	TABOR JR, Alex	0	0	0	0	0	0	0	0	0	0	0	0	0	0	0	0	1
25	CHARGOIS, Ethan	3	7	1	3	2	2	3	1	4	2	9	3	2	2	1	24	
TEAM																		
Totals.....		23	45	9	18	25	27	9	28	37	11	80	17	19	6	6	199	
TOTAL FG%		1st Half: 11-22 50.0%		2nd Half: 12-23 52.2%		Game: 51.1%		DEAD										
3-Pt. FG%		1st Half: 6-11 54.5%		2nd Half: 3-7 42.9%		Game: 50.0%		REBS										
F Throw %		1st Half: 9-10 90.0%		2nd Half: 16-17 94.1%		Game: 92.6%		2										
Officials: Gerald Williams,Jason Baker,Tony Green		Technical: None		Attendance: 3889														
Jackson St.		34 29 63																
SMU		37 43 80																
Points in the paint-JSU 34,SMU 26. Points off turnovers-JSU 17,SMU 14. 2nd chance points-JSU 8,SMU 15. Fast break points-JSU 11,SMU 14. Bench points-JSU 10,SMU 15. Score tied-2 times. Lead changed-5 times. Last FG-JSU 2nd-00:20, SMU 2nd-02:08. Largest lead-JSU by 2 1st-18:45, SMU by 22 2nd-01:26. JSU led for 00:48. SMU led for 36:25. Game was tied for 02:47.																		

DALLAS (AP) -- Isiaha Mike had 14 points as SMU defeated Jackson State 80-63 on Saturday night. Tyson Jolly had 17 points for SMU (3-0). Tristan Jarrett had 23 points for the Tigers (0-4), whose season-opening losing streak reached four games. Jayveous McKinnis added 19 points.

2 New Orleans64 at SMU77 SMU Record 2-0

11/12/19 7:00 pm at Dallas, Texas (Moody Coliseum)
New Orleans 1-2

##	Player	tot-fg		3-pt		rebounds		pf	tp	a	to	blk	s	min				
		fg	fga	fg	fga	ft	fta								of	de	tot	
10	Gerrale Gates	f	2	10	0	0	8	11	2	7	9	1	12	4	0	0	0	36
15	Jaylen Key	f	1	2	0	0	0	1	2	3	3	6	3	3	0	1	0	32
01	Damion Rosser	g	6	13	0	1	2	4	4	5	9	3	14	5	3	1	1	38
03	Troy Green	g	8	16	1	5	3	3	1	6	7	3	20	1	2	0	2	34
04	Bryson Robinson	g	4	19	2	15	1	1	0	3	3	4	11	2	2	0	0	29
00	Raquan Brown	0	0	0	0	0	0	0	0	0	0	0	1	0	0	0	0	1
02	Lamont Berzat	1	2	1	2	0	0	0	0	0	0	0	1	3	0	0	0	10
05	Charles Bohannon	0	1	0	1	0	0	0	0	0	0	0	2	0	0	0	0	6
11	Jahmel Myers	0	0	0	0	0	0	0	0	0	0	0	1	0	0	0	0	2
12	Amari Haynes	0	0	0	0	1	2	1	0	1	0	1	2	1	0	0	0	3
23	Ahron Freeman	0	0	0	0	0	0	0	1	0	1	2	0	0	0	1	0	5
24	Rodney Carson	0	0	0	0	0	0	0	0	0	0	0	0	1	0	0	0	4
TEAM																		
Totals.....		22	63	4	24	16	23	14	25	39	23	64	13	8	2	3	200	
TOTAL FG%		1st Half: 13-30 43.3%		2nd Half: 9-33 27.3%		Game: 34.9%		DEAD										
3-Pt. FG%		1st Half: 2-10 20.0%		2nd Half: 2-14 14.3%		Game: 16.7%		REBS										
F Throw %		1st Half: 5-7 71.4%		2nd Half: 11-16 68.8%		Game: 69.6%		2										
SMU 2-0																		
##	Player	tot-fg		3-pt		rebounds		pf	tp	a	to	blk	s	min				
		fg	fga	fg	fga	ft	fta								of	de	tot	
01	HUNT, Feron	f	6	9	0	0	2	4	5	8	13	1	14	1	4	0	0	33
15	MIKE, Isiaha	f	7	12	4	8	4	5	0	8	8	4	22	0	1	0	1	32
25	CHARGOIS, Ethan	f	1	8	1	4	2	4	3	3	6	3	5	2	1	1	0	37
00	JOLLY, Tyson	g	7	11	1	3	5	6	2	2	4	2	20	3	1	0	2	37
05	BANDOUJEL, E.	g	2	7	0	3	0	0	2	2	2	4	2	1	0	0	0	16
04	SMITH IV, Charles	0	2	0	2	2	2	0	0	0	0	0	2	1	1	0	0	14
13	WHITE, CJ	3	7	0	3	0	1	0	1	1	0	1	0	6	5	1	1	26
20	YOUNGKIN, Grant	0	0	0	0	0	0	0	0	0	0	0	0	0	0	0	0	0+
23	TABOR JR, Alex	0	0	0	0	0	0	0	0	0	0	0	0	0	0	0	0	0+
24	RAY, Everett	2	3	0	0	0	0	0	0	5	5	3	4	1	0	0	0	19
TEAM																		
Totals.....		28	59	6	23	15	22	11	32	43	15	77	15	10	2	4	200	
TOTAL FG%		1st Half: 14-31 45.2%		2nd Half: 14-28 50.0%		Game: 47.5%		DEAD										
3-Pt. FG%		1st Half: 3-13 23.1%		2nd Half: 3-10 30.0%		Game: 26.1%		REBS										

5 SMU72 SMU Record
at UNLV68 5-0

11/23/19 7:30 pm at Las Vegas, Nev. (Thomas & Mack Center)

SMU 5-0		rebounds																
#	Player	fg	fga	ft	fta	of	de	tot	pf	tp	a	to	blk	s	min			
01	HUNT, Feron	f	8	12	1	2	2	2	1	2	3	2	19	0	2	1	0	37
15	MIKE, Isiaha	f	5	7	3	4	1	1	2	0	2	4	14	0	4	0	0	23
25	CHARGOIS, Ethan	f	2	8	1	5	0	0	1	2	3	2	5	4	0	1	1	31
00	JOLLY, Tyson	g	2	6	0	3	3	3	0	4	4	4	7	7	2	0	0	32
03	DAVIS, Kendrick	g	7	13	1	4	6	6	0	9	9	3	21	4	1	0	1	35
04	SMITH IV, Charles	g	0	0	0	0	0	0	0	0	0	0	1	0	0	1	4	0
05	BANDOUJEL, Emmanuel	g	1	3	1	2	0	0	0	2	2	4	3	0	0	1	0	11
13	WHITE, CJ	g	1	3	1	3	0	0	0	0	0	0	3	0	0	0	0	18
24	RAY, Everett	g	0	0	0	0	0	0	0	1	1	1	0	0	1	0	0	9
TEAM																		
Totals.....		26	52	8	23	12	12	5	22	27	20	72	16	10	3	3	200	
TOTAL FG%		1st Half: 14-29		48.3%		2nd Half: 12-23		52.2%		Game: 50.0%		DEAD						
3-Pt. FG%		1st Half: 3-14		21.4%		2nd Half: 5-9		55.6%		Game: 34.8%		REBS						
F Throw %		1st Half: 7-7		100%		2nd Half: 5-5		100%		Game: 100%								

UNLV 2-5

#	Player	fg	fga	ft	fta	of	de	tot	pf	tp	a	to	blk	s	min			
02	Donnie Tillman	f	3	12	3	8	4	6	2	1	3	1	13	3	1	0	0	34
22	Vitaliy Shibel	f	1	4	0	3	2	2	5	7	2	4	1	2	1	1	1	27
34	Cheikh Mbacke Diong	f	3	5	0	0	4	4	4	5	9	2	10	0	1	1	1	35
03	Amauri Hardy	g	4	16	4	12	2	2	1	3	4	13	4	1	1	0	0	31
55	Elijah Mitrou-Long	g	2	5	1	4	3	4	0	3	3	3	8	4	1	1	2	31
13	Bryce Hamilton	g	6	11	4	6	2	4	1	2	3	2	18	2	0	0	0	17
15	Cheickna Dembele	g	0	0	0	0	0	0	1	0	1	0	0	0	0	0	0	5
20	Nick Blair	g	0	0	0	0	2	2	2	1	3	0	2	1	1	1	0	12
31	Marvin Coleman	g	0	0	0	0	0	0	0	2	2	0	0	0	1	0	0	8
TEAM																		
Totals.....		19	53	12	33	18	24	15	21	36	14	68	15	10	5	4	200	
TOTAL FG%		1st Half: 8-27		29.6%		2nd Half: 11-26		42.3%		Game: 35.8%		DEAD						
3-Pt. FG%		1st Half: 4-17		23.5%		2nd Half: 8-16		50.0%		Game: 36.4%		REBS						
F Throw %		1st Half: 8-10		80.0%		2nd Half: 10-14		71.4%		Game: 75.0%								

Officials: Bert Smith, Tony Padilla, David Hall Technicals: None. Attendance: 7803
SMU 38 34 72
UNLV 28 40 68

Points in the paint-SMU 26, UNLV 10. Points off turnovers-SMU 7, UNLV 10. 2nd chance points-SMU 6, UNLV 11. Fast break points-SMU 5, UNLV 14. Bench points-SMU 6, UNLV 20. Score tied-3 times. Lead changed-5 times. Last FG-SMU 2nd-01:35, UNLV 2nd-00:10. Largest lead-SMU by 13 1st-03:56, UNLV by 2 1st-19:37. SMU led for 34:28. UNLV led for 01:10. Game was tied for 04:22.

LAS VEGAS (AP) -- Kendrick Davis had 21 points as SMU edged past UNLV 72-68 on Saturday night. Feron Hunt had 19 points for SMU (5-0). Isiaha Mike added 14 points and Tyson Jolly had seven assists for the Mustangs. Bryce Hamilton had 18 points for the Runnin' Rebels (2-5). Donnie Tillman and Amauri Hardy added 13 points apiece.

6 Hartford58 SMU Record
at SMU90 6-0

11/27/19 6:00 pm at Dallas, Texas (Moody Coliseum)

Hartford 4-4		rebounds																
#	Player	fg	fga	ft	fta	of	de	tot	pf	tp	a	to	blk	s	min			
00	Hunter Marks	f	7	7	2	5	4	4	1	8	9	2	10	2	0	0	0	31
12	Miroslav Staff	f	3	8	0	2	1	2	0	2	2	3	7	1	2	1	0	33
03	Romain Boxus	g	3	4	3	3	0	0	1	2	3	2	9	0	0	0	0	21
04	Moses Flowers	g	3	10	3	7	0	1	0	1	1	2	9	0	0	4	1	30
25	Traci Carter	g	6	11	4	8	0	0	0	1	1	5	16	3	3	1	2	23
02	D.J. Mitchell	g	0	4	0	3	0	0	0	0	4	4	1	0	4	0	1	27
10	Nikola Colovic	g	0	0	0	0	0	0	0	0	0	0	0	0	0	0	0	2
11	PJ Henry	g	3	8	1	4	0	0	1	3	4	3	7	2	3	0	0	28
21	Matt Hobbs	g	0	0	0	0	0	0	0	0	0	0	0	0	0	0	0	0+
23	Michael Dunne	g	0	2	0	2	0	0	1	1	2	0	0	0	2	0	0	5
45	Petr Stepanyants	g	0	0	0	0	0	0	0	0	0	0	0	0	0	0	0	0+
TEAM																		
Totals.....		20	54	13	34	5	7	4	23	27	18	58	14	12	3	3	201	
TOTAL FG%		1st Half: 8-27		29.6%		2nd Half: 12-27		44.4%		Game: 37.0%		DEAD						
3-Pt. FG%		1st Half: 6-18		33.3%		2nd Half: 7-16		43.8%		Game: 38.2%		REBS						
F Throw %		1st Half: 1-2		50.0%		2nd Half: 4-5		80.0%		Game: 71.4%								

SMU 6-0

#	Player	fg	fga	ft	fta	of	de	tot	pf	tp	a	to	blk	s	min			
01	HUNT, Feron	f	7	8	1	1	1	2	3	7	10	1	16	0	2	0	2	32
15	MIKE, Isiaha	f	5	11	2	6	2	2	2	7	9	2	14	2	1	0	0	31
25	CHARGOIS, Ethan	f	3	7	2	3	0	3	0	2	5	1	8	1	0	1	1	14
00	JOLLY, Tyson	g	6	12	2	4	1	2	3	8	11	1	15	4	1	0	0	26
03	DAVIS, Kendrick	g	6	12	1	3	3	3	0	0	0	1	16	8	0	0	3	27
04	SMITH IV, Charles	g	3	6	3	3	0	0	0	1	1	2	9	1	0	0	0	15
05	BANDOUJEL, Emmanuel	g	2	5	0	2	3	6	0	4	4	3	7	2	0	0	0	19
13	WHITE, CJ	g	0	2	0	2	0	1	1	0	1	0	0	0	3	0	0	15
14	DOUGLAS, William	g	1	1	0	0	0	0	0	0	0	0	0	0	0	0	0	2
20	YOUNGKIN, Grant	g	0	1	0	0	0	0	0	0	0	0	0	0	0	0	0	2
23	TABOR JR., Alex	g	1	1	1	1	0	0	1	0	2	1	3	0	0	0	0	2
24	RAY, Everett	g	0	0	0	0	0	0	0	0	0	0	0	0	0	0	0	2
TEAM																		
Totals.....		34	67	12	25	10	16	15	31	46	14	90	21	6	1	6	200	
TOTAL FG%		1st Half: 18-33		54.5%		2nd Half: 16-34		47.1%		Game: 50.7%		DEAD						
3-Pt. FG%		1st Half: 7-13		53.8%		2nd Half: 5-12		41.7%		Game: 48.0%		REBS						
F Throw %		1st Half: 2-4		50.0%		2nd Half: 8-12		66.7%		Game: 62.5%								

Officials: Nathan Bemis, John Hampton, Byron Jarrett Technicals: None. Attendance: 3874
Hartford 23 35 58
SMU 45 45 90

Points in the paint-UH 8, SMU 42. Points off turnovers-UH 7, SMU 10. 2nd chance points-UH 5, SMU 13. Fast break points-UH 7, SMU 17. Bench points-UH 7, SMU 21. Score tied-0 times. Lead changed-0 times. Last FG-UH 2nd-02:36, SMU 2nd-00:49. Largest lead-UH None, SMU by 32 2nd-00:49. HARTFORD led for 00:00. SMU led for 39:13. Game was tied for 00:47.

DALLAS (AP) -- Kendrick Davis and Feron Hunt scored 16 points apiece as SMU easily beat Hartford 90-58 on Wednesday night. Tyson Jolly added 15 points and 11 rebounds and Isiaha Mike had 14 points and nine rebounds for SMU (6-0), which earned its sixth consecutive victory to start the season. Traci Carter had 16 points for the Hawks (4-4). Hunter Marks added 10 points.

7 Abilene Christian51 SMU Record
at SMU70 7-0

11/29/19 7:00 pm at Dallas, Texas (Moody Coliseum)

Abilene Christian 2-5		rebounds																
#	Player	fg	fga	ft	fta	of	de	tot	pf	tp	a	to	blk	s	min			
32	Joe Pleasant	f	7	12	1	5	8	4	2	6	4	20	1	0	0	2	18	
34	Kolton Kohl	c	0	2	0	0	0	0	1	0	1	0	0	0	2	0	18	
01	Peggie Miller	g	0	3	0	0	0	0	1	0	0	0	2	0	0	0	16	
05	Payten Ricks	g	5	15	3	9	2	2	0	5	5	2	15	3	1	0	2	33
20	Coryon Mason	g	0	5	0	1	2	2	0	1	1	2	4	1	2	0	0	26
03	Airon Simmons	g	0	0	0	0	0	0	1	2	4	1	0	0	0	1	5	
04	Damien Daniels	g	2	7	0	3	0	0	1	2	3	2	4	2	0	0	1	24
11	Tobias Cameron	g	0	1	0	0	0	0	0	0	0	0	0	0	0	0	0	9
12	Mahki Morris	g	0	1	0	0	0	0	0	0	0	0	0	0	0	0	0	9
14	Trey Lenox	g	0	2	0	2	0	0	0	1	3	0	1	1	0	0	0	14
23	Paulyn Howell	g	2	4	1	1	1	1	0	0	1	0	6	0	0	0	0	11
33	Clay Hiepler	g	0	0	0	0	0	0	0	0	1	0	0	0	0	0	0	8
42	Clay Gayman	g	0	1	0	1	2	2	0	0	1	1	2	0	2	0	0	8
TEAM																		
Totals.....		17	52	5	19	12	15	8	15	23	16	51	8	9	0	7	199	
TOTAL FG%		1st Half: 9-25		36.0%		2nd Half: 8-27		29.6%		Game: 32.7%		DEAD						
3-Pt. FG%		1st Half:																

9 Georgetown.....91 at [rv/-] SMU74 SMU Record 8-1

12/07/19 8:30 pm at Dallas, Texas (Moody Coliseum)

Georgetown 6-3

#	Player	tot-fg		3-pt		rebounds		ft	fla	of	de	tot	pf	tp	a	to	blk	s	min
		fg	fga	fg	fga	ft	fla												
01	Jamorko Pickett	f	8	12	0	0	3	4	1	3	3	6	4	11	1	0	0	2	22
44	Omer Yurtseven	c	8	12	0	0	3	4	1	3	5	6	2	19	2	1	0	0	28
02	Mac McClung	g	6	12	5	9	2	2	0	4	4	2	19	7	3	0	2	28	
04	Jagan Mossely	g	3	4	2	2	0	0	0	1	2	8	3	2	0	1	1	31	
12	Terrill Allen	g	1	3	0	1	0	0	0	2	2	2	2	10	0	1	1	29	
00	Jahvon Blair	g	7	11	7	11	0	0	0	0	0	21	0	1	0	0	0	18	
11	Galen Alexander	g	1	3	0	1	0	0	0	0	4	3	2	1	1	1	0	19	
15	Myron Gardner	g	1	5	0	2	1	1	1	2	3	1	3	2	1	1	0	14	
34	Qudus Wahab	g	2	2	0	0	2	2	1	2	3	4	6	0	3	1	0	10	
TEAM																			
Totals.....		34 61		14 27		9 10						10 26		36 20		91 26		13 4 6 200	
TOTAL FG%		1st Half: 17-27		63.0%		2nd Half: 17-34		50.0%		Game: 55.7%		DEAD							
3-Pt. FG%		1st Half: 9-17		52.9%		2nd Half: 5-10		50.0%		Game: 51.9%		REBS							
F Throw %		1st Half: 6-7		85.7%		2nd Half: 3-3		100%		Game: 90.0%								1	

SMU 8-1

#	Player	tot-fg		3-pt		rebounds		ft	fla	of	de	tot	pf	tp	a	to	blk	s	min
		fg	fga	fg	fga	ft	fla												
01	HUNT, Feron	f	4	10	0	2	9	11	2	2	4	1	17	2	0	0	0	0	28
15	MIKE, Isiaha	f	3	9	1	4	4	4	3	5	8	3	11	1	1	0	4	35	
25	CHARGOIS, Ethan	f	1	8	0	3	0	0	3	5	6	2	2	0	4	1	3	20	
00	JOLLY, Tyson	g	5	11	2	5	4	6	4	2	6	3	16	3	2	1	0	32	
03	DAVIS, Kendrick	g	5	11	2	4	5	5	1	3	4	0	17	5	5	0	0	36	
05	BANDOUJEL, Emmanuel	g	2	7	2	6	2	2	2	0	2	1	8	1	0	0	1	24	
13	WHITE, CJ	g	1	3	1	3	0	0	1	0	1	0	3	2	1	0	0	18	
24	RAY, Everett	g	0	0	0	0	0	0	0	2	2	3	0	0	1	0	0	7	
TEAM																			
Totals.....		21 59		8 27		24 30		17 17		34 13		74 14		13 2		8 2		8 200	
TOTAL FG%		1st Half: 6-30		20.0%		2nd Half: 15-29		51.7%		Game: 35.6%		DEAD							
3-Pt. FG%		1st Half: 4-14		28.6%		2nd Half: 4-13		30.8%		Game: 29.6%		REBS							
F Throw %		1st Half: 13-17		76.5%		2nd Half: 11-13		84.6%		Game: 80.0%								1	

Officials: Pat Adams, Tony Greene, Doug Simmons Technicals: None. Attendance: 5855

Georgetown 49 42 91
SMU 29 45 74

Pts in paint-GTown 32, SMU 24. Pts off turnovers-GTown 13, SMU 9. 2nd chance pts-GTown 11, SMU 15. Fast break pts-GTown 13, SMU 17. Bench points-GTown 32, SMU 11. Score tied-0 times. Lead changed-0 times. Last FG-GTown 2nd-01:28, SMU 2nd-00:18. Largest lead-GTown by 27 2nd-08:06, SMU None. GTown led for 39:35. SMU led for 00:00. Game was tied for 00:25.

DALLAS (AP) -- Jahvon Blair matched his career high with 21 points as Georgetown defeated SMU 91-74 on Saturday night. Mac McClung had 19 points and seven assists for Georgetown (6-3). Omer Yurtseven added 19 points and Jamorko Pickett had 11 for the visitors. Kendrick Davis had 17 points for the Mustangs (8-1), whose eight-game season-opening winning streak ended. Feron Hunt added 17 points. Tyson Jolly had 16 points and six rebounds.

11 Georgia State.....76 at SMU85 SMU Record 9-2

12/23/19 6:00 pm at Dallas, Texas (Moody Coliseum)

Georgia St. 8-4

#	Player	tot-fg		3-pt		rebounds		ft	fla	of	de	tot	pf	tp	a	to	blk	s	min
		fg	fga	fg	fga	ft	fla												
25	Jalen Thomas	c	2	4	0	0	0	0	2	2	4	3	4	0	1	0	0	14	
01	Damon Wilson	g	2	8	0	3	5	8	1	3	4	4	9	3	4	0	2	27	
02	Justin Roberts	g	6	17	4	10	0	0	1	2	3	3	16	2	0	0	1	30	
11	Corey Allen	g	7	19	4	11	0	0	0	2	2	1	18	3	4	0	2	32	
12	Kane Williams	g	7	16	3	6	5	7	0	3	3	4	22	2	4	0	3	30	
00	Kavonte Ivery	g	0	1	0	1	0	0	0	2	2	0	0	0	1	0	0	7	
10	Nelson Phillips	g	0	1	0	0	0	0	1	3	4	0	0	0	1	2	0	2	
14	Chris Clerkley	g	0	1	0	0	0	0	1	0	1	0	0	0	0	0	0	20	
20	Josh Linder	g	1	3	0	0	3	4	3	2	5	3	5	1	1	1	2	19	
23	Joe Jones III	g	1	1	0	0	0	1	2	1	3	2	2	0	0	1	0	19	
TEAM																			
Totals.....		26 71		11 31		13 20		11 23		34 22		76 12		12 4		11 200			
TOTAL FG%		1st Half: 11-34		32.4%		2nd Half: 15-37		40.5%		Game: 36.6%		DEAD							
3-Pt. FG%		1st Half: 5-15		33.3%		2nd Half: 6-16		37.5%		Game: 35.5%		REBS							
F Throw %		1st Half: 7-7		100%		2nd Half: 6-13		46.2%		Game: 65.0%								4	

SMU 9-2

#	Player	tot-fg		3-pt		rebounds		ft	fla	of	de	tot	pf	tp	a	to	blk	s	min
		fg	fga	fg	fga	ft	fla												
01	HUNT, Feron	f	9	11	0	0	0	0	2	5	7	2	18	2	2	2	1	31	
15	MIKE, Isiaha	f	5	12	1	6	4	5	1	11	12	4	15	3	3	1	3	34	
25	CHARGOIS, Ethan	f	2	5	0	0	4	6	1	6	7	2	8	5	4	1	1	28	
00	JOLLY, Tyson	g	7	13	3	5	0	0	2	6	8	2	17	1	3	0	0	36	
03	DAVIS, Kendrick	g	3	7	0	2	12	13	1	4	4	3	18	9	3	1	1	33	
04	SMITH IV, Charles	g	0	0	0	0	0	0	0	0	0	0	0	0	0	0	0	3	
05	BANDOUJEL, Emmanuel	g	0	2	0	2	2	2	0	0	0	0	2	0	1	0	0	5	
13	WHITE, CJ	g	1	3	1	3	0	0	0	1	3	3	1	0	0	0	0	18	
22	JASEY, Isiah	g	1	2	0	0	0	0	0	0	0	1	2	0	0	0	0	6	
24	RAY, Everett	g	1	1	0	0	0	0	0	0	0	1	2	0	0	0	0	3	
TEAM																			
Totals.....		29 56		5 18		22 26		7 37		44 17		85 21		18 5		6 200			
TOTAL FG%		1st Half: 15-26		57.7%		2nd Half: 14-30		46.7%		Game: 51.8%		DEAD							
3-Pt. FG%		1st Half: 2-10		20.0%		2nd Half: 3-8		37.5%		Game: 27.8%		REBS							
F Throw %		1st Half: 5-7		71.4%		2nd Half: 17-19		89.5%		Game: 84.6%								1	

Officials: Gerald Williams, Mike Nance, Don Daily Technicals: None. Attendance: 4085

Georgia St. 34 42 76
SMU 37 48 85

Points in the paint-GSU 22, SMU 42. Points off turnovers-GSU 19, SMU 13. 2nd chance points-GSU 13, SMU 3. Fast break points-GSU 27, SMU 12. Bench points-GSU 7, SMU 9. Score tied-1 time. Lead changed-2 times. Last FG-GSU 2nd-00:15, SMU 2nd-01:08. Largest lead-GSU by 1 1st-01:04, SMU by 17 2nd-06:40. GSU led for 00:19. SMU led for 36:48. Game was tied for 02:53.

DALLAS (AP) - Kendrick Davis and Feron Hunt scored 18 points apiece as SMU defeated Georgia State 85-76 on Monday night. Davis made 12 of 13 free throws and had nine assists. Hunt had seven rebounds. Tyson Jolly added 17 points and eight rebounds for the Mustangs, while Isiaha Mike had 15 points and 12 boards. SMU (9-2) put up 48 points in the second half, a season best for the team. Kane Williams scored a season-high 22 points for the Panthers (8-4), whose seven-game win streak came to end. Corey Allen added 18 points and Justin Roberts had 16 points.

10 SMU.....(20T) 85 at Georgia.....87 SMU Record 8-2

12/20/19 7pm at Athens, Georgia (Stegeman Coliseum)

SMU 8-2

#	Player	tot-fg		3-pt		rebounds		ft	fla	of	de	tot	pf	tp	a	to	blk	s	min
		fg	fga	fg	fga	ft	fla												
01	HUNT, Feron	f	7	12	2	3	1	1	6	3	9	2	17	6	2	0	0	45	
15	MIKE, Isiaha	f	10	20	5	12	0	0	5	7	12	1	25	2	5	0	3	42	
25	CHARGOIS, Ethan	f	2	6	0	3	0	0	1	2	3	4	2	0	1	3	36		
00	JOLLY, Tyson	g	7	18	1	4	4	9	5	5	10	3	19	1	2	0	3	45	
03	DAVIS, Kendrick	g	4	16	0	5	2	2	2	5	7	1	10	7	2	1	0	45	
04	SMITH IV, Charles	g	0	2	0	2	0	0	0	1	1	0	0	0	0	0	0	6	
05	BANDOUJEL, Emmanuel	g	1	4	0	3	0	0	0	2	2	1	2	1	1	0	0	10	
13	WHITE, CJ	g	0	2	0	0	0	0	0	2	0	2	0	0	1	0	0	5	
22	JASEY, Isiah	g	3	6	0	0	0	0	0	2	2	4	2	6	0	0	0	12	
24	RAY, Everett	g	1	1	0	0	0	0	0	1	0	1	1	2	0	0	0	4	
TEAM																			
Totals.....		35 87		8 32		7 12		26 29		55 15		85 19		15 2		9 250			
TOTAL FG%		1st Half: 12-35		34.3%		2nd Half: 17-36		47.2%		Game: 40.2%		DEAD							
3-Pt. FG%		1st Half: 1-14		7.1%		2nd Half: 5-13		38.5%		Game: 25.0%		REBS							
F Throw %		1st Half: 3-4		75.0%		2nd Half: 1-1		100%		Game: 58.3%								1	

Georgia 7-3

#	Player	tot-fg		3-pt		rebounds		ft	fla	of	de	tot	pf	tp	a	to	blk	s	min
		fg	fga	fg	fga	ft	fla												
20	Rayshaun Hammonds	f	7	15	3	7	4	7	3	8	11	3	21	2	3	2	0	37	
00	Donnell Gresham Jr.	g	2	2	0	0	0	3	1	2	3	1	7	0	2	0	1	22	
04	Tyree Crump	g	4	10	4	9	0	0	0	2	2	0	12	0	2	0	0	24	
05	Anthony Edwards	g	6	17	2	8	2	2	0	5	5	3	16	3	3				

The Last Time...	SMU Opponent	Date	Result	Opp Opponent	Date	Result
Scored 110 pts	110 Hardin-Simmons	11/20/1999	W 110-69			
Scored 105 pts	105 Hampton	12/17/2015	W, 105-72	105 at Texas Tech	12/1/2004	L, 105-67
Scored 100 pts	103 Memphis	3/4/2017	W, 103-62	105 at Texas Tech	12/1/2004	L, 105-67
Scored 99 pts	103 Memphis	3/4/2017	W, 103-62	99 Houston	1/16/2008	L, 99-71
Scored 96 pts	98 Western Carolina	11/14/2018	W, 98-65	96 UTEP	3/1/2008	W, 99-96 2ot
Scored 95 pts	98 Western Carolina	11/14/2018	W, 98-65	95 at UCF	2/24/2019	L, 95-48
Scored 91 pts	91 McNeese	11/29/2018	W, 91-59	91 Georgetown	12/7/2019	L, 91-74
Scored 90 pts	90 Hartford	11/27/2019	W, 90-58	91 Georgetown	12/7/2019	L, 91-74
Scored 50 pts or less	49 [23/22] Cincinnati	2/27/2019	L, 52-39	39 USF	12/31/2017	W, 79-39
Scored 48 pts or less	48 at UCF	2/24/2019	L, 95-48	39 USF	12/31/2017	W, 79-39
Scored 44 pts or less	37 at UCF	2/17/2018	L, 52-37	39 USF	12/31/2017	W, 79-39
Scored 43 pts or less	37 at UCF	2/17/2018	L, 52-37	39 USF	12/31/2017	W, 79-39
Scored 40 pts or less	37 at UCF	2/17/2018	L, 52-37	39 USF	12/31/2017	W, 79-39
Scored 38 pts or less	37 at UCF	2/17/2018	L, 52-37	38 Alabama State	12/22/2010	W, 49-38
Scored 35 pts or less	28 UAB	2/15/2012	L, 47-28	32 Wayland Baptist	11/24/2010	W, 65-32
Scored 55 pts or more (1st half)	55 Louisiana-Monroe	11/22/2006	W, 99-66	53 Centenary	11/17/2007	L, 93-76
Scored 54 pts or more (1st half)	54 Lamar	11/21/2010	W, 102-70	53 Centenary	11/17/2007	L, 93-76
Scored 52 pts or more (1st half)	52 (52-32) Western Carolina	11/14/2018	W, 98-65	53 Centenary	11/17/2007	L, 93-76
Scored 50 pts or more (1st half)	52 (52-32) Western Carolina	11/14/2018	W, 98-65	51 (51-29) vs. Colorado State	11/14/2011	L, 75-56
Scored 60 pts or more (2nd half)	62 (62-31) Hampton	12/17/2015	W, 105-72	63 at Tulane	1/25/2012	L, 80-74
Scored 55 pts or more (2nd half)	55 (55-38) Memphis	3/4/2017	W, 103-62	56 (56-38) vs. East Carolina	3/10/2017	W, 81-77
Scored 54 pts or more (2nd half)	55 (55-38) Memphis	3/4/2017	W, 103-62	54 (54-30) at UCF	2/24/2019	L, 95-48
Scored 52 pts or more (2nd half)	55 (55-38) Memphis	3/4/2017	W, 103-62	54 (54-30) at UCF	2/24/2019	L, 95-48
Scored 50 pts or more (2nd half)	51 (51-35) McNeese	11/29/2018	W, 91-59	54 (54-30) at UCF	2/24/2019	L, 95-48
Scored 50 pts or less (consecutive gms)		at UCF 2/24/19 (L, 95-48), [23/22] Cincinnati 2/27/19 (L, 52-49)			at UCF 1/18/14 (W, 58-46), Hofstra 1/19/14 (W, 73-49)	
Scored 20 pts or less in half	18 (1st half) at UCF	2/24/2019	L, 95-48	16 (1st half) USF	12/31/2017	W, 79-39
Scored 19 pts or less in half	18 (1st half) at UCF	2/24/2019	L, 95-48	16 (1st half) USF	12/31/2017	W, 79-39
Scored 17 pts or less in half	17 (1st half) at UCF	2/17/2018	L, 52-37	16 (1st half) USF	12/31/2017	W, 79-39
Scored 15 pts or less in half	14 (1st half) Marshall	2/18/2012	L, 73-68	15 (1st half) UAPB	11/18/2017	W, 72-37
Scored 13 pts or less in half	12 (1st half) UAB	2/15/2012	L, 47-28	8 (1st half) Northwestern State	11/15/2017	W, 81-35
Scored 12 pts or less in half	12 (1st half) UAB	2/15/2012	L, 47-28	8 (1st half) Northwestern State	11/15/2017	W, 81-35
Won by 45+	54 (98-44) New Hampshire	12/5/2015	W, 98-44	47 at UCF	2/24/2019	L, 95-48
Won by 45+	46 (81-35) Northwestern State	11/15/2017	W, 81-35	47 at UCF	2/24/2019	L, 95-48
Won by 40+	40 (79-39) USF	12/31/2017	W, 79-39	47 at UCF	2/24/2019	L, 95-48
Won by 35+	40 (79-39) USF	12/31/2017	W, 79-39	47 at UCF	2/24/2019	L, 95-48
Won by 33+	33 (98-65) Western Carolina	11/14/2018	W, 98-65	47 at UCF	2/24/2019	L, 95-48
Won by 30+	32 (90-58) Hartford	11/27/2019	W, 90-58	47 at UCF	2/24/2019	L, 95-48
Won by 25+	26 (77-51) Northwestern State	12/3/2019	W, 77-51	47 at UCF	2/24/2019	L, 95-48
Won by 20+	26 (77-51) Northwestern State	12/3/2019	W, 77-51	47 at UCF	2/24/2019	L, 95-48
Led by 35+ at halftime	35 (52-17) McNeese State	12/2/2013	W, 88-59			
Led by 34+ at halftime	34 (49-15) USF	12/31/2014	W, 83-49			
Led by 30+ at halftime	31 (48-17) Nicholls	12/16/2015	W, 86-42			
Led by 29+ at halftime	29 (49-20) East Carolina	2/1/2017	W, 86-46			
Led by 25+ at halftime	28 (36-8) Northwestern State	11/15/2017	W, 81-35			
Started with 10-0 run	19-0 (UH scored 11:42) Hartford	11/27/2019	W, 90-58			
Tied on FG in last 10 secs (force ot)	25-R left wing 3FG at 0.0 Houston (Shawn Williams)	2/2/2013	L, 84-80 ot	Layup 4.0 (10T) at Georgia (Sahvir Wheeler)	12/20/2019	L, 87-85 (20T)
previous	35-ft 3FG at 0.5 Rice (Dez Willingham)	1/21/2006	W, 80-69 ot			
Tied on FT in last 10 secs (force ot)	3-3 FT at 0:06.8 Marshall (Dez Willingham)	2/16/2006	L, 75-72 ot			
Won on shot in last 10 seconds	10-ft right baseline vs Wright St (Jimmy Whit Jr.)	11/21/2018	W, 77-76	Layup 2.0 (20T) at Georgia (Sahvir Wheeler)	12/20/2019	L, 87-85 (20T)
previous	3FG right corner at 6.5 California	3/26/2014	W, 67-65			
Won on shot at buzzer	18-ft inside top key at 0.0 at Tulsa (Jeremiah Samarrippas)	1/7/2012	W, 57-55	75-ft 3FG 0.0 at Marshall (Markel Humphrey)	1/21/2009	L, 53-50
Won on FT in last 10 seconds	2-2 FTs at 0:00.1 Jacksonville (Papa Dia)	3/19/2011	W, 63-62	2-2 FT 0:00.6 SC-Upstate (Mezie Uzochukwu)	12/18/2007	L, 58-56
Shot 70%	72.3 (34-47) Lamar	11/21/2010	W, 102-70			
Shot 68%	69.8 (30-43) Southern Miss	1/22/2011	W, 79-65			
Shot 65%	66.7 (32-48) Ark-Pine Bluff	11/24/2013	W, 87-61	66.1 Kansas St.	12/2/1978	
Shot 62%	63.8 (30-47) at [7/4] Wichita State	1/17/2018	W, 83-78	66.1 Kansas St.	12/2/1978	
Shot 60%	61.9 (26-42) Abilene Christian	11/29/2019	W, 70-51	60.7 (34-56) at Southern Miss	2/20/2008	L, 81-61
Shot 30% or less	24.6 (17-69) at UCF	2/24/2019	L, 95-48	26.6 (17-64) [23/22] Cincinnati	2/27/2019	L, 52-49
Shot 27% or less	24.6 (17-69) at UCF	2/24/2019	L, 95-48	26.6 (17-64) [23/22] Cincinnati	2/27/2019	L, 52-49
Shot 25% or less	24.6 (17-69) at UCF	2/24/2019	L, 95-48	24.5% (12-49) Northwestern State	11/15/2017	W, 81-35
Shot 20% or less	17.4 (8-46) UAB	2/15/2012	L, 47-28	19.6% (10-51) at Rice	2/9/2013	W, 61-39
Had 56 team Rebounds	62 Nicholls	12/16/2015	W, 86-42	58 at UCF	2/24/2019	L, 95-48
Had 55 team Rebounds	55 at Georgia	12/20/2019	L, 87-85 (20T)	58 at UCF	2/24/2019	L, 95-48
Had 50 team Rebounds	55 at Georgia	12/20/2019	L, 87-85 (20T)	50 [23/22] Cincinnati	2/27/2019	L, 52-49
Had 20 or less Rebounds	20 at [7/4] Wichita State	1/17/2018	W, 83-78	20 Tulane	2/28/2016	W, 74-53
Had 18 or less Rebounds	18 at Southern Miss	2/29/2012	L, 67-60	17 East Carolina	2/21/2016	W, 74-63
Had 17 or less Rebounds	17 Marshall	2/13/2008	L, 75-74	17 East Carolina	2/21/2016	W, 74-63
Had 16 or less Rebounds				16 [RV/RV] Wyoming	12/5/2014	W, 66-53
Had +38 Rebound Margin	+39 (82-43) Texas Lutheran	1/28/1977	W, 117-77			
Had +30 Rebound Margin	+37 (62-25) Nicholls	12/16/2015	W, 86-42			
Had +25 Rebound Margin	+28 (52-24) at East Carolina	12/31/2016	W, 75-44			
Had +20 Rebound Margin	+22 (47-25) at [rv/rv] Evansville	11/18/2019	W, 59-57	+23 (58-35) at UCF	2/24/2019	L, 95-48
Had +20 Rebound Margin 4 straight gms	+25 (48-23), +25 (45-20), +37 (62-25), +26 (49-23)					
	New Hampshire 12/5/15 (W98-44), Michigan 12/8 (W82-58), Nicholls 12/16 (W86-42), Hampton 12/17(W105-72)					
Had 23+ Offensive Rebounds	26 (55 total) at Georgia	12/20/2019	L, 87-85 (20T)	23 (37 total) Houston	1/19/2016	W, 77-73
Had 21+ Offensive Rebounds	26 (55 total) at Georgia	12/20/2019	L, 87-85 (20T)	21 (50 total) [23/22] Cincinnati	2/27/2019	L, 52-49
Had 20+ Offensive Rebounds	26 (55 total) at Georgia	12/20/2019	L, 87-85 (20T)	21 (50 total) [23/22] Cincinnati	2/27/2019	L, 52-49
Had 27 assists	27 at USF	2/7/2016	W, 92-58			
Had 26 assists	26 Eastern Michigan	11/13/2016	W, 91-64	26 Georgetown	12/7/2019	L, 91-74
Had 25 assists	25 Houston	1/21/2017	W, 85-64	26 Georgetown	12/7/2019	L, 91-74

Had 24 assists	24 McNeese	11/29/2018	W, 91-59	26 Georgetown	12/7/2019	L, 91-74
Had 23 assists	24 McNeese	11/29/2018	W, 91-59	26 Georgetown	12/7/2019	L, 91-74
Had 22 assists	22 USF	11/1/2020	W, 82-64	26 Georgetown	12/7/2019	L, 91-74
Had 21 assists	22 USF	11/1/2020	W, 82-64	26 Georgetown	12/7/2019	L, 91-74
Had 20 assists	22 USF	11/1/2020	W, 82-64	26 Georgetown	12/7/2019	L, 91-74
Had 7 or less assists	7 at [rv/rv] Evansville	11/18/2019	W, 59-57	5 UAPB	11/18/2017	W, 72-37
Had 6 or less assists	6 at UCF	2/24/2019	L, 95-48	5 UAPB	11/18/2017	W, 72-37
Had 5 or less assists	5 at UCF	2/17/2018	L, 52-37	5 UAPB	11/18/2017	W, 72-37
Had 4 or less assists	3 UAB	2/15/2012	L, 47-28	4 vs. [RV/-] Texas A&M	11/30/2013	W, 55-52
Had 13 blocks	13 (Ties SMU Record) Midwestern State	12/29/2014	W, 70-61			
Had 12 blocks	13 (Ties SMU Record) Midwestern State	12/29/2014	W, 70-61			
Had 11 blocks	11 [rv/rv] Cincinnati	1/7/2016	W, 59-57	11 Tulane	1/24/2007	W, 55-53
Had 10 blocks	10 [23/22] Cincinnati	2/27/2019	L, 52-49	11 Tulane	1/24/2007	W, 55-53
Had 9 blocks	10 [23/22] Cincinnati	2/27/2019	L, 52-49	9 at Memphis	12/27/2016	W, 58-54
Had 8 blocks	10 [23/22] Cincinnati	2/27/2019	L, 52-49	9 at Memphis	12/27/2016	W, 58-54
Had 0 blocks	0 at [12/12] Houston	3/7/2019	L, 90-79	0 Abilene Christian	11/29/2019	W, 70-51
Had 0 combined blocks	0 (0-0) at Michigan	12/20/2014	W, 62-51	0 (0-0) at Michigan	12/20/2014	W, 62-51
Had 19 steals	19 Ark.-Pine Bluff	12/20/2004	W 87-50			
Had 17 steals	19 Ark.-Pine Bluff	12/20/2004	W 87-50	17 [11/9] Louisville	3/5/2014	L, 84-71
Had 15 steals	15 San Jose St.	2/10/2005	W, 66-46	15 at [20/20] Memphis	3/8/2014	L, 67-58
Had 13 steals	13 USF	12/31/2017	W, 79-39	13 Jackson State	11/16/2019	W, 80-63
Had 12 steals	12 Memphis	2/14/2018	L, 70-67	13 Jackson State	11/16/2019	W, 80-63
Had 3 or less steals	2 Wichita State	3/3/2019	L, 67-55	3 Hartford	11/27/2019	W, 90-58
Had 2 or less steals	2 Wichita State	3/3/2019	L, 67-55	2 at UCF	2/24/2019	L, 95-48
Had 1 or less steals	0 [21/17] Houston	1/16/2019	L, 69-58	1 UTRGV	11/28/2017	W, 95-64
Had 0 steals	0 [21/17] Houston	1/16/2019	L, 69-58	0 at Houston	2/12/2015	W, 75-69
Had +11 Steal Differential	+11 (13-2) East Carolina	2/1/2017	W, 86-46	+11 (17-6) [11/9] Louisville	3/5/2014	L, 84-71
Had +10 Steal Differential	+11 (13-2) East Carolina	2/1/2017	W, 86-46	+10 (12-2) [rv/rv] Cincinnati	1/7/2016	W, 59-57
Had +9 Steal Differential	+9 (10-1) vs. [2/4] Arizona	11/23/2017	W, 66-60	+10 (12-2) [rv/rv] Cincinnati	1/7/2016	W, 59-57
Had 8 or less turnovers	6 Hartford	11/27/2019	W, 90-58	8 New Orleans	11/12/2019	W, 77-64
Had 7 or less turnovers	6 Hartford	11/27/2019	W, 90-58	6 at UCF	2/24/2019	L, 95-48
Had 6 or less turnovers	6 Hartford	11/27/2019	W, 90-58	6 at UCF	2/24/2019	L, 95-48
Had 5 or less turnovers	4 at UCF	2/24/2019	L, 95-48	5 at Wichita State	1/30/2019	L, 85-83
Had 4 or less turnovers	4 at UCF	2/24/2019	L, 95-48	4 [21/17] Houston	1/16/2019	L, 69-58
Had 3 or less turnovers				2 at Houston	2/13/2010	L, 66-60
Had 26 or more turnovers	26 vs. #24 UAB	3/9/2006	L, 69-55	25 McMurry	11/11/2011	W, 78-49
Had 24 or more turnovers	25 Texas State	12/29/2007	W, 77-70	23 Western Carolina	11/14/2018	W, 98-65
Had 23 or more turnovers	23 [11/9] Louisville	3/5/2014	L, 84-71	+15 (11-26) vs. #24 UAB	3/9/2006	L, 69-55
Had +15 Turnover Differential	+16 (8-24) Wayland Baptist	11/24/2010	W, 65-32	+15 (11-26) vs. #24 UAB	3/9/2006	L, 69-55
Had +14 Turnover Differential	+14 (7-21) Northwestern State	11/15/2017	W, 81-35	+12 (10-22) at [5] Memphis	2/18/2009	L, 90-47
Had +12 Turnover Differential	+12 (8-20) vs. [2/4] Arizona	11/23/2017	W, 66-60	+11 (6-17) at [rv/-] Cincinnati	3/6/2016	L, 61-54
Had +10 Turnover Differential	+12 (8-20) vs. [2/4] Arizona	11/23/2017	W, 66-60			
Had 40 3pt attempts				43 (18-43) at Houston	2/16/2008	L, 69-47
Had 37 3pt attempts	37 (10-37) UCF	2/10/2019	L, 71-65	38 (12-38) Cal Poly	12/19/2017	W, 84-64
Had 36 3pt attempts	37 (10-37) UCF	2/10/2019	L, 71-65	38 (12-38) Cal Poly	12/19/2017	W, 84-64
Had 34 3pt attempts	37 (10-37) UCF	2/10/2019	L, 71-65	34 (13-34) Hartford	11/27/2019	W, 90-58
Had 33 3pt attempts	37 (10-37) UCF	2/10/2019	L, 71-65	34 (13-34) Hartford	11/27/2019	W, 90-58
Had 32 3pt attempts	32 (8-32) at Georgia	12/20/2019	L, 87-85 (20T)	32 (12-32) at Georgia	12/20/2019	L, 87-85 (20T)
Had 30 3pt attempts	32 (8-32) at Georgia	12/20/2019	L, 87-85 (20T)	31 (11-31) Georgia State	12/23/2019	W, 85-76
Had 8 or less 3pt attempts	5 (0-5) vs. [rv/rv] Colorado	12/22/2015	W, 70-66	7 (5-7) Ark-Little Rock	11/12/2010	L, 57-47
Had 7 or less 3pt attempts	5 (0-5) vs. [rv/rv] Colorado	12/22/2015	W, 70-66	7 (5-7) Ark-Little Rock	11/12/2010	L, 57-47
Had 5 or less 3pt attempts	5 (0-5) vs. [rv/rv] Colorado	12/22/2015	W, 70-66	5 Southern Miss	2/4/2006	W, 58-53
Had 4 or less 3pt attempts	2 (0-2) at Tulsa	3/6/2013	W, 71-65			
Made 18 3-pointers				18 (18-43) at Houston	2/16/2008	L, 69-47
Made 16 3-pointers	16 (16-37) UC Riverside	11/20/2010	L, 73-69 ot	18 (18-43) at Houston	2/16/2008	L, 69-47
Made 15 3-pointers	15 (15-31) [13/12] Wichita State	2/24/2018	L, 84-78	15 (15-32) Brown	11/29/2015	W, 77-69
Made 14 3-pointers	15 (15-31) [13/12] Wichita State	2/24/2018	L, 84-78	14 (14-27) Georgetown	12/7/2019	L, 91-74
Made 13 3-pointers	13 (13-32) Tulsa	1/12/2019	W, 77-57	14 (14-27) Georgetown	12/7/2019	L, 91-74
Made 12 3-pointers	12 (12-25) Hartford	11/27/2019	W, 90-58	12 (12-32) at Georgia	12/20/2019	L, 87-85 (20T)
Made 11 3-pointers	12 (12-25) Hartford	11/27/2019	W, 90-58	11 (11-31) Georgia State	12/23/2019	W, 85-76
Made 10 3-pointers	10 (10-27) USF	11/1/2020	W, 82-64	11 (11-31) Georgia State	12/23/2019	W, 85-76
Made 0 3-pointers	0 (0-5) vs. [rv/rv] Colorado	12/22/2015	W, 70-66	0 Southern Miss	1/10/2007	L, 57-56
Made 0 3-pointers (back-to-back)	Wyoming (0-5) & Tulsa (0-13)	1/2 & 1/6/2013	L, 59-56 & L, 48-47			
Shot 50% 3-pointers (min. 15 FGM)	53.6 (15-28) Cal Poly	12/19/2017	W, 84-64	50.0 (15-30) at Memphis	2/20/2010	L, 76-63
Shot 70% 3-pointers (min. 10 FGM)	71.4 (10-14) McNeese State	12/2/2013	W, 88-59	71.4 (10-14) vs. [RV/RV] Virginia	11/29/2013	L, 76-73
Shot 60% 3-pointers (min. 10 FGM)	67.7 (10-15) at Tulsa	12/29/2015	W, 81-69			
Shot 56% 3-pointers (min. 10 FGM)	58.3 (14-24) at USF	2/7/2016	W, 92-58	56.5 (13-23) [11/9] Louisville	3/5/2014	L, 84-71
Shot 55% 3-pointers (min. 10 FGM)	55.0 (11-20) East Carolina	1/28/2018	W, 86-61	56.5 (13-23) [11/9] Louisville	3/5/2014	L, 84-71
Shot 52% 3-pointers (min. 10 FGM)	52.6 (10-19) at [12/12] Houston	3/7/2019	L, 90-79	54.2 (13-14) Southern Miss	11/11/2018	L, 74-64
Shot 50% 3-pointers (min. 10 FGM)	52.6 (10-19) at [12/12] Houston	3/7/2019	L, 90-79	51.9 (14-27) Georgetown	12/7/2019	L, 91-74
Shot 72% 3-pointers (min. 5 FGM)	72.7 (8-11) Rider	11/21/2012	W, 83-70	71.4 (10-14) vs. [RV/RV] Virginia	11/29/2013	L, 76-73
Shot 70% 3-pointers (min. 5 FGM)	71.4 (10-14) McNeese State	12/2/2013	W, 88-59	71.4 (10-14) vs. [RV/RV] Virginia	11/29/2013	L, 76-73
Shot 60% 3-pointers (min. 5 FGM)	67.7 (10-15) at Tulsa	12/29/2015	W, 81-69	71.4 (10-14) vs. [RV/RV] Virginia	11/29/2013	L, 76-73
Shot 56% 3-pointers (min. 5 FGM)	58.3 (14-24) at USF	2/7/2016	W, 92-58	58.3 (7-12) Cincinnati	2/5/2015	L, 62-54
Shot 55% 3-pointers (min. 5 FGM)	55.0 (11-20) East Carolina	1/28/2018	W, 86-61	58.3 (7-12) Cincinnati	2/5/2015	L, 62-54
Shot 53% 3-pointers (min. 5 FGM)	53.3 (8-15) Connecticut	2/21/2019	W, 77-59	54.2 (13-14) Southern Miss	11/11/2018	L, 74-64
Shot 50% 3-pointers (min. 5 FGM)	52.6 (10-19) at [12/12] Houston	3/7/2019	L, 90-79	51.9 (14-27) Georgetown	12/7/2019	L, 91-74
Had 54 FT attempts	54 (36-54) TCU	1/27/1996	W ot, 87-83			
Had 50 FT attempts	50 (34-50) at Texas State	1/2/2010	L, 91-86			
Had 45 FT attempts	50 (34-50) at Texas State	1/2/2010	L, 91-86			
Had 40 FT attempts	50 (34-50) at Texas State	1/2/2010	L, 91-86	40 (36-40) at [5] Memphis	2/18/2009	L, 90-47

Had 38 FT attempts	38 (25-38) Eastern Michigan	11/13/2016	W, 91-64	40 (36-40) at [5] Memphis	2/18/2009	L, 90-47
Had 37 FT attempts	38 (25-38) Eastern Michigan	11/13/2016	W, 91-64	37 (30-37) at [20/20] TCU	12/5/2017	L, 94-83
Had 35 FT attempts	35 (26-35) UMBC	11/10/2017	W, 78-67	37 (30-37) at [20/20] TCU	12/5/2017	L, 94-83
Had 33 FT attempts	35 (26-35) UMBC	11/10/2017	W, 78-67	37 (30-37) at [20/20] TCU	12/5/2017	L, 94-83
Had 30 FT attempts	30 (24-30) Georgetown	12/7/2019	L, 91-74	32 (23-32) at USF	3/10/2019	W, 77-71
Had 16 FT attempts (OT)	16 (12-16) Rice	1/21/2006	W, 80-69 ot			
Had 10 FT attempts (OT)	10 (9-10) Rice	2/23/2011	W, 76-66 ot			
Had 8 or less FT attempts	6 (6-6) USF	1/1/2020	W, 82-64	5 (4-5) USF	2/7/2019	L, 67-66
Had 7 or less FT attempts	6 (6-6) USF	1/1/2020	W, 82-64	5 (4-5) USF	2/7/2019	L, 67-66
Had 6 or less FT attempts	6 (6-6) USF	1/1/2020	W, 82-64	5 (4-5) USF	2/7/2019	L, 67-66
Had 4 or less FT attempts	3 (2-3) [23/22] Cincinnati	2/27/2019	L, 52-49	4 (4-4) East Carolina	1/28/2018	W, 86-61
Had 2 or less FT attempts	2 (2-2) vs [8/8] Cincinnati	3/9/2018	L, 61-51	2 (2-2) Tulsa	1/6/2013	L, 48-47
Had 1 or less FT attempts				1 (1-1) at Houston	2/16/2011	W, 65-51
Had +30 FTA Differential	+36 (45-9) Prairie View A&M	12/20/2007	W, 57-49			
Had +25 FTA Differential	+27 (37-10) vs. Missouri State	11/25/2012	W, 62-61	+26 (32-6) at Rice	3/4/2006	L, 68-66
Had +24 FTA Differential	+24 (34-10) Temple	1/4/2017	W, 79-65	+24 (33-9) at UAB	2/14/2009	L, 78-75
Had +22 FTA Differential	+24 (34-10) Temple	1/4/2017	W, 79-65	+22 (31-9) at Cincinnati	1/1/2014	L, 65-57
Had +20 FTA Differential	+20 (30-10) Georgetown	12/7/2019	L, 91-74	+22 (31-9) at Cincinnati	1/1/2014	L, 65-57
Had 25 FTA (in a half)	28 (22-28) - 2nd half Rider	11/21/2012	W, 83-70	25 (18-25) [25/RV] Arkansas	11/25/2014	L, 78-72
Had 24 FTA (in a half)	24 (17-24) - 2nd half Temple	1/4/2017	W, 79-65	25 (18-25) [25/RV] Arkansas	11/25/2014	L, 78-72
Had 20 FTA (in a half)	24 (17-24) - 2nd half Temple	1/4/2017	W, 79-65	25 (18-25) [25/RV] Arkansas	11/25/2014	L, 78-72
Made 35 FTs	35 (35-41) Centenary	11/22/2005	W, 85-67	36 (36-40) at [5] Memphis	2/18/2009	L, 90-47
Made 33 FTs	33 (33-38) Memphis	1/30/2010	W, 70-60	36 (36-40) at [5] Memphis	2/18/2009	L, 90-47
Made 30 FTs	32 (32-38) Rice	2/23/2011	W, 76-66 ot	30 (30-37) at [20/20] TCU	12/5/2017	L, 94-83
Made 27 FTs	28 (28-37) Memphis	1/30/2016	W, 80-68	30 (30-37) at [20/20] TCU	12/5/2017	L, 94-83
Made 26 FTs	26 (26-35) UMBC	11/10/2017	W, 78-67	30 (30-37) at [20/20] TCU	12/5/2017	L, 94-83
Made 25 FTs	25 (25-27) Jackson State	11/16/2019	W, 80-63	30 (30-37) at [20/20] TCU	12/5/2017	L, 94-83
Made 5 or less FT	2 (2-3) [23/22] Cincinnati	2/27/2019	L, 52-49	5 (5-7) Hartford	11/27/2019	W, 90-58
Made 4 or less FT	2 (2-3) [23/22] Cincinnati	2/27/2019	L, 52-49	4 (4-5) USF	2/7/2019	L, 67-66
Made 3 or less FT	2 (2-3) [23/22] Cincinnati	2/27/2019	L, 52-49	3 (3-4) [rv/rv] Cincinnati	1/7/2016	W, 59-57
Made 2 or less FT	2 (2-3) [23/22] Cincinnati	2/27/2019	L, 52-49	2 (2-2) Tulsa	1/6/2013	L, 48-47
Made 1 or less FT				1 (1-4) Louisiana Tech	12/31/2011	W, 73-65
Had +22 FTM Differential	+22 (30-8) Prairie View A&M	12/20/2007	L, 57-49	+23 (33-4) at UAB	2/14/2009	L, 78-75
Had +20 FTM Differential	+21 (22-1) Louisiana Tech	12/31/2011	W, 73-65	+20 (36-16) at [5] Memphis	2/18/2009	L, 90-47
Had +17 FTM Differential	+18 (25-7) Jackson State	11/16/2019	W, 80-63	+18 (23-5) at Tulsa	2/1/2018	L, 76-67
Had +15 FTM Differential	+18 (25-7) Jackson State	11/16/2019	W, 80-63	+18 (23-5) at Tulsa	2/1/2018	L, 76-67
Made 20 FTs (in a half)	22 (22-28) - 2nd half Rider	11/21/2012	W, 83-70			
Shot 90% Fts (Min 20 FTM)	95.2 (20-21) vs. Alcorn State	12/22/2012	W, 67-52	90.0 (36-40) at [5] Memphis	2/18/2009	L, 90-47
Shot 94% Fts (Min 15 FTM)	95.0 (19-20) at East Carolina	12/31/2016	W, 75-44	94.4 (17-18) East Carolina	2/23/2013	L, 72-69
Shot 90% Fts (Min 15 FTM)	93.8 (15-16) at Connecticut	1/10/2019	L, 76-64	90.0 (18-20) at Tulane	1/4/2018	L, 73-70
Shot 100% FT (Min 10 FTM)	100 (12-12) at UNLV	11/23/2019	W, 72-68	100 (11-11) at UCF	3/2/2011	L, 51-48
Shot 94% Fts (Min 10 FTM)	100 (12-12) at UNLV	11/23/2019	W, 72-68	94.4 (17-18) East Carolina	2/23/2013	L, 72-69
Shot 90% Fts (Min 10 FTM)	100 (12-12) at UNLV	11/23/2019	W, 72-68	93.3 (14-15) [23/22] Cincinnati	2/27/2019	L, 52-49
No players score 10+	0 at UCF	2/24/2019	L, 95-48	0 Northwestern State	12/3/2019	W, 77-51
Eight players score 8+	8 Savannah State	12/19/2005	W, 89-46			
(Bryan Hopkins 19, Donatas Rackauskas 12, Brian Epps 11, Brian Morris 11, Dez Willingham 11, Derrick Roberts 9, Ike Ofoegbu 8, Devon Pearson 8)						
Six double digit scorers	6 Hampton	12/17/2015	W, 105-72			
	(Sterling Brown 23, Jordan Tolbert 20, Nic Moore 18, Ben Moore 16, Shake Milton 14, Jarrey Foster 14)					
Five double digit scorers	5 Northwestern State	12/3/2019	W, 77-51	5 at UCF	2/24/2019	L, 95-48
	(Isiah Mike 16, CJ White 15, Everett Ray 14, Feron Hunt 10, Emmanuel Bandoumel 10)					
Five 10+ scorers (2 straight gms)	3 (5,5,5) at [20/20] TCU	12/5/2017	L, 94-83	5, 5 at Memphis	1/19/2019	L, 83-61
	New Orleans	12/13/2017	W, 79-66	Tulane	1/26/2019	W, 85-75
	[-/rv] Boise State	12/18/2017	W, 86-63			
Four players score 15+	4 Georgia State	12/23/2019	W, 85-76	4 [11/9] Louisville	3/5/2014	L, 84-71
	(Kendric Davis 18, Feron Hunt 18, Tyson Jolly 17, Isiah Mike 15)			(Russ Smith 26, Chris Jones 21, Montrezl Harrell 19, Luke Hancock 15)		
Three players score 15+	4 Georgia State	12/23/2019	W, 85-76	3 Georgia State	12/23/2019	W, 85-76
	(Kendric Davis 18, Feron Hunt 18, Tyson Jolly 17, Isiah Mike 15)					
3 players 15+ pts, 5 straight games	3, 3, 3, 4 Tulane 2/15/17, at Houston 2/18, at UConn 2/25, Tulsa 3/2, Memphis 3/4					
3 players 15+ pts, consecutive games	3, 3 at Georgia 12/20/19, Georgia State 12/23/19					
Two 20 pts scorers	2 New Orleans	11/12/2019	W, 77-64	2 [13/12] Wichita State	2/24/2018	L, 84-78
	(Isiah Mike 22, Tyson Jolly 20)			(Markis McDuffie 26, Shaquille Morris 21)		
Two 20 pts scorers in consecutive gms	2,2 Nicholls 12/16/15 (W, 86-42), Hampton 12/17 (W, 105-72)					
Three 20 pt scorers	3 at TCU	1/27/2001		3 Rice	3/5/2005	L, 80-75 2ot
	(Damon Hancock 28, Quinton Ross 22, Jeryl Sasser 20)			(Michael Harris 23, Jason McKrieth 22, J.R. Harrison 21)		
Two 25 pts scorers	2 at Tulsa	1/1/2005	W, 95-83 ot	2 Houston	1/16/2008	L, 99-71
	(Bryan Hopkins 32, Eric Castro 28)			(Marvin Kilgore 28, Stefon Jackson 27)		
Two 30 pt scorers	2 Arkansas	1/30/1973		2 Texas Tech	1/21/1995	
	(Ira Terrell 33, Sammy Hervey 31)			(Jason Sasser 30, Mark Davis 30)		
Three players with 10+ Rebounds	3 Nicholls	12/16/2015	W, 86-42	3 at UCF	2/24/2019	L, 95-48
	(Jordan Tolbert 23, Ben Moore 15, Sterling Brown 11)					
Two players with 10+ Rebounds	2 at Georgia	12/20/2019	L, 87-85 (2OT)	3 at UCF	2/24/2019	L, 95-48
	(Isiah Mike 12, Tyson Jolly 10)					
Four players with 8+ Rebounds	4 at Temple	2/9/2017	W, 66-50			
	(Ben Moore 12, Semi Ojeleye 10, Sterling Brown 9, Jarrey Foster 8)					
Five players with 5+ Rebounds	5 Northwestern State	12/3/2019	W, 77-51	5 at [13/11] Gonzaga	11/17/2014	L, 72-56
	(Everett Ray 7, Tyson Jolly 7, Feron Hunt 6, Isiah Mike 6, Kendric Davis 6, Emmanuel Bandoumel 5)			(Domantas Saboris 9, Byron Wesley 6, Przemek Karnowski 6, Kevin Pangos 5, Kyle Wiljer 5)		
Six players with 5+ Rebounds	5 Northwestern State	12/3/2019	W, 77-51	5 at [13/11] Gonzaga	11/17/2014	L, 72-56
	(Everett Ray 7, Tyson Jolly 7, Feron Hunt 6, Isiah Mike 6, Kendric Davis 6, Emmanuel Bandoumel 5)			(Domantas Saboris 9, Byron Wesley 6, Przemek Karnowski 6, Kevin Pangos 5, Kyle Wiljer 5)		
5 w/ 5+ Rebs, consecutive games	5, 5, 5 Brown 11/29/15 W 77-69, at TCU 12/2 W 75-70, New Hampshire 12/5 W 98-44					
No players with 5+ rebounds	0 (Robert Nyakundi 4) at UTEP	1/14/2012	L, 70-64 ot	0 (4 with 4 rebs) UC Santa Barbara	11/22/2016	W, 84-57
Eight players with 4+ rebounds	8 (4,4,4,4,6,7,7) UC Santa Barbara	11/22/2016	W, 84-57			

Had 3 players with a double-double	3 Nicholls	12/16/2015	W, 86-42
Had 2 players with a double-double	(Jordan Tolbert 18pts, 23rebs; Ben Moore 22pts,15rebs; Sterling Brown 10pts,11rebs)		
	2 Abilene Christian	11/29/2019	W, 70-51
Had 2 double-doubles consecutive games	(Feron Hunt 17p/10r; Kendrick Davis 17p/10a)		
Two 20 pt scorers in consecutive games	2,2 Hartford 11/27/19, Abilene Christian 11/29/19		
Two players with 7+ assists	at Rice (Derek Williams 22, Papa Dia 21)	1/20/2010	W, 73-65
Two players with 6+ assists	Houston Baptist (Derek Williams 27, Robert Nyakundi 20)	1/23/2010	W, 82-68
Three players with 5+ assists	2 [22/22] Memphis	2/1/2014	W, 87-82
Two players with 5+ assists	(Nic Moore 10, Nick Russell 7)		
Six players with 2+ assists	2 at Georgia	12/20/2019	L, 87-85 (2OT)
Five players with 2+ assists	(Kendric Davis 7, Feron Hunt 6)		
Eight players with 2+ assists	3 New Orleans	12/13/2017	W, 79-66
5 w/ 2+ Asts, consecutive games	(Jimmy Whitt 8, Shake Milton 5, Jarrey Foster 5)		
5 w/ 2+ Asts, 3 straight games	2 Georgia State	12/23/2019	W, 85-76
5 w/ 2+ Asts, 4 straight games	(Kendric Davis 9, Ethan Chargois 5)		
6 w/ 2+ asts, consecutive	6 Tulane	1/26/2019	W, 85-75
Five players with 4+ assists	(Jimmy Whitt 8, Jahmal McMurray 4, Isiah Mike 2, Ethan Chargois 2, Nat Dixon 2, Feron Hunt 2)		
Two players with 5+ 3FGs	5 Hartford	11/27/2019	W, 90-58
Five players with 2+ steals	(Kendric Davis 8, Tyson Jolly 4, CJ White 3, Isiah Mike 2, Emmanuel Bandoumel 2)		
Three players with 3+ steals	8 Eastern Michigan	11/13/2016	W, 91-64
Started 3 Freshmen	(Shake Milton 5, Ben Emelogu 4, Harry Froling 3, Dashawn McDowell 3, Ben Moore 3, Tom Wilson 3, Sterling Brown 2, Jarrey Foster 2)		
Started 4 Freshmen	5, 5 East Carolina 1/2/19 & at Tulane 1/4/19		
Won an overtime game	5, 5, 6 at Temple (W 66-50 2/9/17) - Tulane (W 80-75 2/15/17)		
Lost an overtime game	5, 5, 5, 5 at Tulane (W 80-64 1/15/17) - at UCF (W 65-60 1/25/17)		
Won a double overtime game	5, 5, 5, 5 at Tulane (W 80-64 1/15/17) - at UCF (W 65-60 1/25/17)		
Lost a double overtime game	7, 6 New Hampshire 12/5/15 (W, 98-44), Michigan 12/8/15 (W, 82-58)		
Won a triple overtime game	5 Houston	1/21/2017	W, 85-64
Lost a triple overtime game	(Ben Moore 7, Shake Milton 5, Sterling Brown 4, Semi Ojeleye 4, Ben Emelogu 4)		
Played consecutive overtime games	2 at USF	2/7/2016	W, 92-58
Won consecutive overtime games	(Shake Milton 6-9, Nic Moore 5-10)		
Sold out at home	5 at UCF	1/25/2017	W, 65-60
Won 18+ straight games	(Sterling Brown 3, Shake Milton 3, Ben Moore 2, Ben Emelogu 2, Semi Ojeleye 2 & Dashawn McDowell 1)		
Won 10+ straight games	3 at Georgia	12/20/2019	L, 87-85 (2OT)
Won 5+ straight games	(Isiah Mike 3, Ethan Chargois 3, Tyson Jolly 3)		
Won 10+ straight regular season games	3 Houston	2/9/2008	W, 68-53
Won 15+ straight RS non-league games	(Papa Dia, Ryan Harp, Mike Walker)		
Won 10+ straight RS non-league games	4 Florida Atlantic	11/29/1998	W, 91-61
Won 10+ straight non-league at home	(DeWayne Floyd, Damon Hancock, Mike Niemi, Nigel Smith)		
Won 8+ straight league games	UC Santa Barbara	12/8/2014	W, 80-73 ot
Won 5+ straight league games	at Georgia	12/20/2019	L, 87-85 (2OT)
Won 7+ straight road games	UTEP	3/1/2008	W, 99-96 2ot
Won 6+ straight road games	at Georgia	12/20/2019	L, 87-85 (2OT)
Won 3+ straight road games	Baylor	1/9/1988	W, 97-93 3ot
Won 7+ straight league road games	Never		
Won 3+ straight league road games	at East Carolina 1/18/2006 (W, 74-70 ot); Rice 1/21/2006 (W, 80-69 ot)		
Won 15+ straight home games	at East Carolina 1/18/2006 (W, 74-70 ot); Rice 1/21/2006 (W, 80-69 ot)		
Won 10+ straight home games	19 of last 26 Houston (7094)	1/24/2015	W, 80-59
Won 8+ straight league home games	18 Sam Houston (W, 85-50, 11/14/15) - ended at Temple (L, 89-80, 1/24/16)		
Won 4+ straight league home games	16 at Tulane (W 80-64 1/15/17) - ended vs. [-/rv] USC (L, 66-65, 3/17/17)		
Won 5+ straight tournament games	8 Jacksonville St (W 74-65, 11/5/19) - end Georgetown (L 91-74, 12/7/19)		
Received Votes both polls	17 at Tulane (W 80-64 1/15/17) - ended vs Northern Iowa (L 61-58 11/22/17)		
Received Votes AP	15 Sam Houston (W 85-50 11/14/15)-ended vs [-/rv] Michigan (L 76-54 11/18/16)		
Ranked in Top 25	10 CSU Bakersfield (W 49-43 12/2/16 - ended vs Northern Iowa (L 61-58 11/22/17)		
Ranked in Top 20	33 Texas Southern (W 72-59 11/26/14) - Southern Miss (L 74-64 11/11/18)		
Ranked in Top 15	15 at Tulane (W, 80-64, 1/15/17) - ended at Tulane (L, 73-70, 1/4/18)		
Ranked in Top 12	15 at Tulane (W, 80-64, 1/15/17) - ended at Tulane (L, 73-70, 1/4/18)		
Ranked in Top 10	7 at UCF (W, 70-61, 1/11/15) to at Memphis (W, 66-57, 2/26/15)		
Defeated a team receiving votes	6 at Tulane (W, 80-64, 1/15/17) - ended at [20/20] TCU (L, 94/83, 12/5/17)		
Defeated a ranked opponent	6 at Tulane (W, 80-64, 1/15/17) - ended at [20/20] TCU (L, 94/83, 12/5/17)		
Defeated a Top-20 opponent	7 at UCF (W, 70-61, 1/11/15) to at Memphis (W, 66-57, 2/26/15)		
Defeated a Top-10 opponent	6 at Tulane (W, 80-64, 1/15/17) - ended at Tulane (L, 73-70, 1/4/18)		
Defeated a Top-5 opponent	33 [rv/rv] Gonzaga (W 69-60, 2/13/16) - ended Temple (L, 66-64, 1/10/18)		
Defeated a ranked opponent on road	33 [rv/rv] Gonzaga (W 69-60, 2/13/16) - ended Temple (L, 66-64, 1/10/18)		
Defeated a Top-20 opponent on road	14 East Carolina (W, 74-63, 2/21/16) - ended Temple (L, 66-64, 1/10/18)		
Defeated a Top-20 opponent neutral site	14 East Carolina (W, 74-63, 2/21/16) - ended Temple (L, 66-64, 1/10/18)		
	7 vs. ECU (W 74-68, 3/13/15) - end vs [8/8] Cincinnati (L 61-51, 3/9/18)		
	RV/RV RV in AP / RV Coaches polls	1/2/2018	12-3, 2-0
	RV/- RV in AP	12/2/2019	7-0
	11/13 #11 in AP / #13 Coaches polls	3/13/2017	30-4, 17-1
	11/13 #11 in AP / #13 Coaches polls	3/13/2017	30-4, 17-1
	11/13 #11 in AP / #13 Coaches polls	3/13/2017	30-4, 17-1
	11/13 #11 in AP / #13 Coaches polls	3/13/2017	30-4, 17-1
	AP 8 #8 AP	1/18/2016	17-0, 6-0
	rv/rv at [rv/rv] Evansville	11/18/2019	W, 59-57
	7/4 at [7/4] Wichita State	1/17/2018	W, 83-78
	7/4 at [7/4] Wichita State	1/17/2018	W, 83-78
	7/4 at [7/4] Wichita State	1/17/2018	W, 83-78
	2/4 vs [2/4] Arizona	11/23/2017	W, 66-60
	7/4 at [7/4] Wichita State	1/17/2018	W, 83-78
	7/4 at [7/4] Wichita State	1/17/2018	W, 83-78
	2/4 vs [2/4] Arizona	11/23/2017	W, 66-60

2 Marshall 3/6/2010 L, 73-57
(Tyler Wilkerson 22 pts, 10 rebs; Hassan Whiteside 17 pts, 10 rebs)

2 [25/rv] Houston 2/28/2018 L, 69-56

(Rob Gray 9, Galen Robinson Jr. 7)

2 [25/rv] Houston 2/28/2018 L, 69-56

(Rob Gray 9, Galen Robinson Jr. 7)

2 (10, 7) Georgetown 12/7/2019 L, 91-74

6 vs Tulsa 3/14/2019 W, 74-65

5 Georgetown 12/7/2019 L, 91-74

The Last Time...

Individual	SMU	Player	Opponent	Date	Result	Opp	Player	Opponent	Date	Result
Scored 50 pts	51	Gene Phillips	at Texas	3/2/1971	L, 96-88					
Scored 44 pts	51	Gene Phillips	at Texas	3/2/1971	L, 96-88	44	Jeff Webster	Oklahoma	2/2/1994	
Scored 40 pts	51	Gene Phillips	at Texas	3/2/1971	L, 96-88	40	Morris Almond	at Rice	3/4/2006	L, 68-66
Scored 39 pts	39	Jeryl Sasser	at UTEP	1/22/2001	L, 83-69	40	Morris Almond	at Rice	3/4/2006	L, 68-66
Scored 35 pts	36	Semi Ojeleye	vs. East Carolina	3/10/2017	W, 81-77	35	Kevin Foster	Santa Clara	3/25/2011	L, 72-55
Scored 32 pts	34	Jahmal McMurray	Western Carolina	11/14/2018	W, 98-65	34	Kameron Gibson	Western Carolina	11/14/2018	W, 98-65
Scored 31 pts	34	Jahmal McMurray	Western Carolina	11/14/2018	W, 98-65	34	Kameron Gibson	Western Carolina	11/14/2018	W, 98-65
Scored 30 pts	34	Jahmal McMurray	Western Carolina	11/14/2018	W, 98-65	34	Kameron Gibson	Western Carolina	11/14/2018	W, 98-65
Scored 29 pts	29	Jahmal McMurray	Tulane	1/26/2019	W, 85-75	34	Kameron Gibson	Western Carolina	11/14/2018	W, 98-65
Scored 28 pts	29	Jahmal McMurray	Tulane	1/26/2019	W, 85-75	28	Shizz Alston Jr.	at Temple	2/13/2019	L, 82-74
Scored 27 pts	27	Jahmal McMurray	vs Tulsa	3/14/2019	W, 74-65	28	Shizz Alston Jr.	at Temple	2/13/2019	L, 82-74
Scored 25 pts	25	Isiaha Mike	at Georgia	12/20/2019	L, 87-85 (2 OT)	28	Shizz Alston Jr.	at Temple	2/13/2019	L, 82-74
Scored 25 pts (1st half)	25	Bryan Hopkins	TCU	12/30/2005	W, 52-49					
Scored 20 pts (1st half)	22	Jimmy Whitt Jr.	Cornell	12/22/2018	W, 81-53	20 (30)	Dominique Morrison	at Oral Roberts	11/21/2011	L, 62-56
Scored 25 pts (2nd half)						26 (33)	Ricky Tarrant	at Tulane	1/25/2012	L, 80-74
Scored 24 pts (2nd half)	24 (27)	Sterling Brown	at Tulsa	2/4/2017	W, 76-53	26 (33)	Ricky Tarrant	at Tulane	1/25/2012	L, 80-74
Scored 22 pts (2nd half)	23 (33)	Jahmal McMurray	Memphis	2/14/2018	L, 70-67	22 (34)	Kameron Gibson	Western Carolina	11/14/2018	W, 98-65
Scored 20 pts (2nd half)	23 (33)	Jahmal McMurray	Memphis	2/14/2018	L, 70-67	22 (26)	Kameron Gibson	Western Carolina	11/14/2018	W, 98-65
Scored 30 pts (as FR)	32	Paul McCoy	TAMU-CC	12/31/2008	W, 92-62					
Scored 25 pts (as FR)	29	Paul McCoy	at UAB	2/14/2009	L, 78-75					
Scored 24 pts (as FR)	24	Shake Milton	at Tulsa	12/29/2015	W, 81-69					
Scored 23 pts (as FR)	23	Ethan Chargois	ULM	11/12/2017	W, 83-65					
Scored 20 pts (as FR)	21	Ethan Chargois	vs Western Ky.	11/24/2017	L, 63-61					
Led team in scoring (as FR)	21	Ethan Chargois	vs Western Ky.	11/24/2017	L, 63-61					
Had 55% or more of team pts.						58.8 (40of68)	Morris Almond	at Rice	3/4/2006	L, 68-66
Had 53% or more of team pts.						53.7 (29of54)	Rodney Purvis	at Connecticut	3/15/2015	W, 62-54
Had 50% or more of team pts. previous	55.1 (27 of 49)	Jahmal McMurray	[23/22] Cincinnati	2/27/2019	L, 52-49	52.3 (34of65)	Kameron Gibson	Western Carolina	11/14/2018	W, 98-65
Had 25 rebounds	51.9 (27of52)	Bryan Hopkins	TCU	12/30/2005	W, 52-49					
Had 20 rebounds	26	Ira Terrell	New Mexico St.	12/16/1975						
	23	Jordan Tolbert	Nicholls	12/16/2015	W, 86-42	20	Tacko Fall	at UCF	2/24/2019	L, 95-48
	prievious: 21	Papa Dia	at Northern Iowa	3/21/2011	W, 57-50	20	Tacko Fall	at UCF	2/24/2019	L, 95-48
Had 18 rebounds	19	Jordan Tolbert	Hampton	12/17/2015	W, 105-72	20	Tacko Fall	at UCF	2/24/2019	L, 95-48
Had 17 rebounds	19	Jordan Tolbert	Hampton	12/17/2015	W, 105-72	20	Tacko Fall	at UCF	2/24/2019	L, 95-48
Had 16 rebounds	19	Jordan Tolbert	Hampton	12/17/2015	W, 105-72	20	Tacko Fall	at UCF	2/24/2019	L, 95-48
Had 15 rebounds	19	Jordan Tolbert	Hampton	12/17/2015	W, 105-72	20	Tacko Fall	at UCF	2/24/2019	L, 95-48
Had 15+ rebs, back-to-back	23,19	Jordan Tolbert	Nicholls 12/16/15 (W), Hampton 12/17 (W)							
Had 12 rebs (1st half)	12 (21)	Papa Dia	at Northern Iowa	3/21/2011	W, 57-50	16 (20)	Tacko Fall	at UCF	2/24/2019	L, 95-48
Had 11 rebs (1st half)	11 (14)	Feron Hunt	at USF	3/10/2019	W, 77-71	16 (20)	Tacko Fall	at UCF	2/24/2019	L, 95-48
Had 10 rebs (1st half)	11 (14)	Feron Hunt	at USF	3/10/2019	W, 77-71	16 (20)	Tacko Fall	at UCF	2/24/2019	L, 95-48
Had 12 rebs (2nd half)	12 (23)	Jordan Tolbert	Nicholls	12/16/2015	W, 86-42	12 (15)	Deander Ayton	vs. [2/4] Arizona	11/23/2017	W, 66-60
Had 11 rebs (2nd half)	12 (23)	Jordan Tolbert	Nicholls	12/16/2015	W, 86-42	11 (15)	Samir Sehic	at Tulane	1/4/2019	W, 74-65
Had 10 rebs (2nd half)	12 (23)	Jordan Tolbert	Nicholls	12/16/2015	W, 86-42	11 (15)	Samir Sehic	at Tulane	1/4/2019	W, 74-65
Had 13 rebounds (as FR)	14	Feron Hunt	at USF	3/10/2019	W, 77-71					
Had 10 rebounds (as FR)	14	Feron Hunt	at USF	3/10/2019	W, 77-71					
Had 9 Off. Rebounds	9 (11)	Isiaha Mike	at Temple	2/13/2019	L, 82-74	9 (17)	Dennis Tinnon	at Marshall	1/30/2013	W, 68-57
Had 8 Off. Rebounds	9 (11)	Isiaha Mike	at Temple	2/13/2019	L, 82-74	9 (17)	Dennis Tinnon	at Marshall	1/30/2013	W, 68-57
Had 7 Off. Rebounds	7 (13)	Isiaha Mike	at [rv/rv] Evansville	11/18/2019	W, 69-57	7 (8)	Danrad Knowles	Houston	1/19/2016	W, 77-73
Had 17 Assists	17	Gerald Lewis	Texas	3/6/1993	W, 96-80					
Had 15 Assists	17	Gerald Lewis	Texas	3/6/1993	W, 96-80					
Had 12 Assists	12	Nic Moore	at East Carolina	1/14/2016	W, 79-55	12	Chase Adams	Centenary	11/17/2007	L, 93-76
Had 11 Assists	11	Nic Moore	[rv/rv] Gonzaga	2/13/2016	W, 69-60	11	Jeremiah Martin	at Memphis	1/19/2019	L, 83-61
Had 10 Assists	10	Kendric Davis	Abilene Christian	11/29/2019	W, 70-51	10	Terrell Allen	Georgetown	12/7/2019	L, 91-74
Had 9 steals	9	Bryan Hopkins	San Jose St.	2/10/2005	W, 66-46					
Had 8 steals	9	Bryan Hopkins	San Jose St.	2/10/2005	W, 66-46					
Had 7 steals	7	Nic Moore	Texas Southern	11/26/2014	W, 72-59	7	Will Cummings	[RV/-] Temple	2/19/2015	W, 67-58
Had 6 steals	6	Nic Moore	at Memphis	2/25/2016	W, 69-62	6	DeAndre Haywood	Delaware State	12/4/2016	W, 74-60
Had 5 steals	5	Jimmy Whitt	Memphis	2/14/2018	L, 70-67	5	Galen Robinson Jr.	[25/rv] Houston	2/28/2018	L, 69-56
Made 20 FGs	20	Gene Phillips	at Texas	3/2/1971	L, 96-88					
Made 14 FGs	14 (14-17)	Jahmal McMurray	Western Carolina	11/14/2018	W, 98-65	14	Morris Almond	at Rice	3/4/2006	L, 68-66
Made 12 FGs	12 (12-19)	Jimmy Whitt Jr.	vs [24/23] Cincinnati	3/15/2019	L, 82-74	12	Morris Almond	vs. Rice	3/8/2006	W, 61-59
Made 11 FGs	12 (12-19)	Jimmy Whitt Jr.	vs [24/23] Cincinnati	3/15/2019	L, 82-74	11 (11-14)	Tacko Fall	at UCF	2/24/2019	L, 95-48
Made 10 FGs	10 (10-20)	Isiaha Mike	at Georgia	12/20/2019	L, 87-85 (2OT)	10 (10-20)	Jarron Cumberland	vs [24/23] Cincinnati	3/15/2019	L, 82-74
38 FGA	38	Gene Phillips	at Texas	3/2/1971	L, 96-88					
30 FGA	38	Gene Phillips	at Texas	3/2/1971	L, 96-88					
26 FGA						26 (8-26)	Tamir Jackson	Rice	2/27/2013	W, 67-55

25 FGA	25 (12-25)	Jahmal McMurray	Memphis	2/14/2018	L, 70-67	26 (8-26)	Tamir Jackson	Rice	2/27/2013	W, 67-55
23 FGA	25 (12-25)	Jahmal McMurray	Memphis	2/14/2018	L, 70-67	23 (10-23)	Rob Gray	at Houston	2/18/2017	W, 76-66
21 FGA	22 (8-22)	Jahmal McMurray	[rv/-] TCU	12/5/2018	L, 67-59	23 (10-23)	Rob Gray	at Houston	2/18/2017	W, 76-66
20 FGA	20 (10-20)	Isiaha Mike	at Georgia	12/20/2019	L, 87-85 (2OT)	20 (10-20)	Jarron Cumberland	vs [24/23] Cincinnati	3/15/2019	W, 82-74
Shot 100% (10 FGM)	100 (10-10)	Markus Kennedy	[22/22] Memphis	2/1/2014	W, 87-72	91.7 (11-12)	Phil Martin	UC Riverside	11/20/2010	L, 73-69 ot
Shot 91% (10 FGM)	91.7 (11-12)	Jordan Tolbert	Michigan	12/8/2015	W, 82-58	91.7 (11-12)	Phil Martin	UC Riverside	11/20/2010	L, 73-69 ot
Shot 90% (10 FGM)	90.9 (10-11)	Sterling Brown	Hampton	12/17/2015	W, 105-72	91.7 (11-12)	Phil Martin	UC Riverside	11/20/2010	L, 73-69 ot
Shot 75% (10 FGM)	82.3 (14-17)	Jahmal McMurray	Western Carolina	11/14/2018	W, 98-65	78.6 (11-14)	Tacko Fall	at UCF	2/24/2019	L, 95-48
Shot 100% (8 FGM)	100 (9-9)	Semi Ojeleye	Tulsa	3/2/2017	W, 93-70	100 (8-8)	Devin Coleman	at Temple	1/24/2016	L, 89-80
Shot 100% (7 FGM)	100 (9-9)	Semi Ojeleye	Tulsa	3/2/2017	W, 93-70	100 (8-8)	Devin Coleman	at Temple	1/24/2016	L, 89-80
Shot 88% (7 FGM)	90.0 (9-10)	Jimmy Whitt Jr.	vs Wright State	11/21/2018	W, 77-76	88.9 (8-9)	Gary Clark	at 22/22 Cincinnati	1/12/2017	L, 66-64
Shot 80% (7 FGM)	87.5 (7-8)	Feron Hunt	Hartford	11/27/2019	W, 90-58	87.5 (7-8)	Kenrich Williams	at [20/20] TCU	12/5/2017	L, 94-83
Shot 75% (7 FGM)	81.8 (9-11)	Feron Hunt	Georgia State	12/23/2019	W, 85-76	78.6 (11-14)	Tacko Fall	at UCF	2/24/2019	L, 95-48
Shot 100% (6 FGM)	100 (6-6)	Ben Emelogu II	Cal Poly	12/19/2017	W, 84-64	100 (6-6)	Justin Jenifer	vs [24/23] Cincinnati	3/15/2019	L, 82-74
Shot 100% (5 FGM)	100 (6-6)	Ben Emelogu II	Cal Poly	12/19/2017	W, 84-64	100 (6-6)	Justin Jenifer	vs [24/23] Cincinnati	3/15/2019	L, 82-74
Shot 88% (5 FGM)	90.0 (9-10)	Jimmy Whitt Jr.	vs Wright State	11/21/2018	W, 77-76	100 (6-6)	Justin Jenifer	vs [24/23] Cincinnati	3/15/2019	L, 82-74
Shot 85% (5 FGM)	87.5 (7-8)	Feron Hunt	Hartford	11/27/2019	W, 90-58	100 (6-6)	Justin Jenifer	vs [24/23] Cincinnati	3/15/2019	L, 82-74
Shot 80% (5 FGM)	83.3 (5-6)	Everett Ray	Northwestern St	12/3/2019	W, 77-51	100 (6-6)	Justin Jenifer	vs [24/23] Cincinnati	3/15/2019	L, 82-74
Shot 75% (5 FGM)	81.8 (9-11)	Feron Hunt	Georgia State	12/23/2019	W, 85-76	100 (6-6)	Justin Jenifer	vs [24/23] Cincinnati	3/15/2019	L, 82-74
Made 10 3FG						10 (10-16)	James Woodard	[RV/-] Tulsa	3/8/2015	W, 67-62
Made 9 3FG	9 (9-19)	Jahmal McMurray	Memphis	2/14/2018	L, 70-67	9 (9-11)	Bryce Alford	vs. UCLA	3/19/2015	L, 60-59
Made 8 3FG	9 (9-19)	Jahmal McMurray	Memphis	2/14/2018	L, 70-67	8 (8-11)	Kameron Gibson	Western Carolina	11/14/2018	W, 98-65
Made 7 3FG	7 (7-11)	Jahmal McMurray	vs Wright State	11/21/2018	W, 77-76	7 (7-11)	Jahvon Blair	Georgetown	12/7/2019	L, 91-74
Made 6 3FG	6 (6-14)	Jahmal McMurray	[23/22] Cincinnati	2/27/2019	L, 52-49	7 (7-11)	Jahvon Blair	Georgetown	12/7/2019	L, 91-74
Made 5 3FG	5 (5-12)	Isiaha Mike	at Georgia	12/20/2019	L, 87-85 (2OT)	7 (7-11)	Jahvon Blair	Georgetown	12/7/2019	L, 91-74
17 3FGA	19 (9-19)	Jahmal McMurray	Memphis	2/14/2018	L, 70-67	17 (8-17)	Robert Vaden	UAB	2/23/2008	L, 73-59
16 3FGA	19 (9-19)	Jahmal McMurray	Memphis	2/14/2018	L, 70-67	16 (10-16)	James Woodard	[RV/-] Tulsa	3/8/2015	W, 67-62
15 3FGA	19 (9-19)	Jahmal McMurray	Memphis	2/14/2018	L, 70-67	15 (2-15)	Bryan Robinson	New Orleans	11/12/2019	W, 77-64
13 3FGA	14 (6-14)	Jahmal McMurray	[23/22] Cincinnati	2/27/2019	L, 52-49	15 (2-15)	Bryan Robinson	New Orleans	11/12/2019	W, 77-64
12 3FGA	12 (5-12)	Isiaha Mike	at Georgia	12/20/2019	L, 87-85 (2OT)	12 (4-12)	Amauri Hardy	at UNLV	11/23/2019	W, 72-68
11 3FGA	12 (5-12)	Isiaha Mike	at Georgia	12/20/2019	L, 87-85 (2OT)	11 (4-11)	Corey Allen	Georgia State	12/23/2019	W, 85-76
10 3FGA	12 (5-12)	Isiaha Mike	at Georgia	12/20/2019	L, 87-85 (2OT)	11 (4-11)	Corey Allen	Georgia State	12/23/2019	W, 85-76
						10 (4-10)	Justin Roberts	Georgia State	12/23/2019	W, 85-76
Shot 60% (10 3FGM)						62.5 (10-16)	James Woodard	[RV/-] Tulsa	3/8/2015	W, 67-62
Shot 60% (9 3FGM)						81.8 (9-11)	Bryce Alford	vs. UCLA	3/13/2015	L, 60-59
Shot 80% (8 3FGM)						81.8 (9-11)	Bryce Alford	vs. UCLA	3/13/2015	L, 60-59
Shot 70% (8 3FGM)	72.7 (8-11)	Nic Moore	Houston	1/24/2015	W, 80-59	72.7 (8-11)	Kameron Gibson	Western Carolina	11/14/2018	W, 98-65
Shot 80% (7 3FGM)	87.5 (7-8)	Shake Milton	at Tulsa	12/29/2015	W, 81-69	100 (7-7)	Devin Coleman	at Temple	1/24/2016	L, 89-80
Shot 75% (7 3FGM)	87.5 (7-8)	Shake Milton	at Tulsa	12/29/2015	W, 81-69	77.8 (7-9)	Armoni Brooks	at [rv/rv] Houston	2/8/2018	L, 67-58
Shot 70% (7 3FGM)	87.5 (7-8)	Shake Milton	at Tulsa	12/29/2015	W, 81-69	72.7 (8-11)	Kameron Gibson	Western Carolina	11/14/2018	W, 98-65
Shot 100% (5 3FGM)	100 (5-5)	Isiaha Mike	Tulane	1/26/2019	W, 85-75	100 (5-5)	Justin Jenifer	vs [24/23] Cincinnati	3/15/2019	L, 82-74
Shot 70% (5 3FGM)	71.4 (5-7)	Isiaha Mike	at Wichita State	1/30/2019	L, 85-83	100 (5-5)	Justin Jenifer	vs [24/23] Cincinnati	3/15/2019	L, 82-74
Shot 100% (4 3FGM)	100 (5-5)	Isiaha Mike	Tulane	1/26/2019	W, 85-75	100 (5-5)	Justin Jenifer	vs [24/23] Cincinnati	3/15/2019	L, 82-74
Shot 70% (4 3FGM)	71.4 (5-7)	Isiaha Mike	at Wichita State	1/30/2019	L, 85-83	100 (5-5)	Justin Jenifer	vs [24/23] Cincinnati	3/15/2019	L, 82-74
Shot 100% (3 3FGM)	100 (3-3)	Charles Smith IV	Hartford	11/27/2019	W, 90-58	100 (5-5)	Justin Jenifer	vs [24/23] Cincinnati	3/15/2019	L, 82-74
Shot 70% (3 3FGM)	100 (3-3)	Charles Smith IV	Hartford	11/27/2019	W, 90-58	100 (5-5)	Justin Jenifer	vs [24/23] Cincinnati	3/15/2019	L, 82-74
Made 20 FTs	22	Jan Loudermilk	TCU	2/24/1962						
Made 14 FTs	14 (14-15)	Derek Williams	Memphis	1/30/2010	W, 70-60	14 (14-15)	Ray Lee	Eastern Michigan	11/13/2016	W, 91-64
Made 13 FTs	14 (14-15)	Derek Williams	Memphis	1/30/2010	W, 70-60	14 (14-15)	Ray Lee	Eastern Michigan	11/13/2016	W, 91-64
Made 12 FTs	12 (12-13)	Kendric Davis	Georgia State	12/23/2019	W, 85-76	14 (14-15)	Ray Lee	Eastern Michigan	11/13/2016	W, 91-64
Made 11 FTs	12 (12-13)	Kendric Davis	Georgia State	12/23/2019	W, 85-76	14 (14-15)	Ray Lee	Eastern Michigan	11/13/2016	W, 91-64
Made 10 FTs	12 (12-13)	Kendric Davis	Georgia State	12/23/2019	W, 85-76	10 (10-12)	Matt Morgan	Cornell	12/22/2018	W, 81-53
Att. 24 Fts	24	Jan Loudermilk	TCU	2/24/1962						
Att. 20 Fts	24	Jan Loudermilk	TCU	2/24/1962						
Att. 17 Fts	17	Ike Ofoegbu	vs. Illinois State	11/12/2006	W, 57-55	17 (13-17)	Danuel House	at Houston	1/9/2013	L, 78-67
Att. 15 Fts	15 (12-15)	Ryan Manuel	Loyola Marymount	11/11/2012	W, 73-58	15 (14-15)	Ray Lee	Eastern Michigan	11/13/2016	W, 91-64
Att. 14 Fts	14 (7-14)	Markus Kennedy	vs. East Carolina	3/13/2015	W, 74-68	15 (14-15)	Ray Lee	Eastern Michigan	11/13/2016	W, 91-64
Att. 13 Fts	13 (12-13)	Kendric Davis	Georgia State	12/23/2019	W, 85-76	13 (10-13)	Jarius Lyles	UMBC	11/10/2017	W, 78-67
Att. 12 Fts	13 (12-13)	Kendric Davis	Georgia State	12/23/2019	W, 85-76	12 (10-12)	Matt Morgan	Cornell	12/22/2018	W, 81-53
100% FTs (min 10 FTM)	100 (10-10)	Shake Milton	UMBC	11/10/2017	W, 78-67	11 (11-11)	Alandise Harris	at Arkansas	11/18/2013	L, 89-78
100% FTs (min 9 FTM)	100 (9-9)	Isiaha Mike	Jackson State	11/16/2019	W, 80-63	100 (9-9)	Norman Powell	vs. UCLA	3/19/2015	L, 60-59
100% FTs (min 8 FTM)	100 (9-9)	Isiaha Mike	Jackson State	11/16/2019	W, 80-63	100 (8-8)	T.J. Atwood	Lamar	11/27/2018	W, 79-65
	100 (8-8)	Isiaha Mike	Jackson State	11/16/2019	W, 80-63					
100% FTs (min 7 FTM)	100 (9-9)	Isiaha Mike	Jackson State	11/16/2019	W, 80-63	100 (8-8)	T.J. Atwood	Lamar	11/27/2018	W, 79-65
	100 (8-8)	Isiaha Mike	Jackson State	11/16/2019	W, 80-63					
100% FTs (min 6 FTM)	100 (6-6)	Kendric Davis	at UNLV	11/23/2019	W, 72-68	100 (6-6)	Alterique Gilbert	at Connecticut	1/10/2019	L, 76-64
Had 9 blocks (SMU record)	9	Yanick Moreira	Midwestern State	12/29/2014	W, 70-61					
Had 8 blocks	9	Yanick Moreira	Midwestern State	12/29/2014	W, 70-61					

Had 7 blocks	9	Yanick Moreira	Midwestern State	12/29/2014	W, 70-61	7	Amida Brimah	at Connecticut	3/15/2015	W, 62-54
Had 6 blocks	9	Yanick Moreira	Midwestern State	12/29/2014	W, 70-61	7	Amida Brimah	at Connecticut	3/15/2015	W, 62-54
Had 5 blocks	5	Ben Moore	[r/v/rv] Cincinnati	1/7/2016	W, 59-57	5	Jaime Echenique	at Wichita State	1/30/2019	L, 85-83
Had 5 blocks (1st half)	5 (9 total)	Yanick Moreira	Midwestern State	12/29/2014	W, 70-61	5 (5 total)	Justin Jackson	at Cincinnati	1/1/2014	L, 65-57
Had 4 blocks (1st half)	5 (9 total)	Yanick Moreira	Midwestern State	12/29/2014	W, 70-61	5 (5 total)	Justin Jackson	at Cincinnati	1/1/2014	L, 65-57
Had 5 blocks (2nd half)	5 (6 total)	Cannen Cunningham	[RV/RV] Memphis	2/6/2013	L, 60-52	6 (7 total)	Amida Brimah	at Connecticut	3/15/2015	W, 62-54
Had 4 blocks (2nd half)	4 (4 total)	Ethan Chargois	New Orleans	12/13/2017	W, 79-66	4 (5 total)	Dadric Lawson	at Memphis	12/27/2016	W, 58-54
Had a triple double		Jeryl Sasser	Lamar	11/23/1999	W, 67-56		Jason McKrieth	at Rice	12/31/2005	L, 66-64 ot
		(16 points, 10 rebounds, 10 assists)					(15 points, 14 rebounds, 10 assists)			
Had 18+ pts & rebs	20pts, 19 rebs	Jordan Tolbert	Hampton	12/17/2015	W, 105-72	23 pt, 20 reb	Tacko Fall	at UCF	2/24/2019	L, 95-48
Had 16+ pts & rebs	20pts, 19 rebs	Jordan Tolbert	Hampton	12/17/2015	W, 105-72	23 pt, 20 reb	Tacko Fall	at UCF	2/24/2019	L, 95-48
Had 15+ pts & rebs	20pts, 19 rebs	Jordan Tolbert	Hampton	12/17/2015	W, 105-72	23 pt, 20 reb	Tacko Fall	at UCF	2/24/2019	L, 95-48
Had 15+ pts & rebs, 2 gms	18p,23r; 20,19	Jordan Tolbert	Nicholls 12/16/15 (W), Hampton 12/17 (W)							
Had 30+points, 10+ rebs	36 pts, 12 reb	Semi Ojeleye	vs. East Carolina	3/10/2017	W, 81-77	36 pts, 13 reb	Mark Patton	Marshall	2/16/2006	L, 75-72 ot
Previous	30 pts, 10 reb	Semi Ojeleye	at Temple	2/9/2017	W, 66-50					
Had 25+points, 10+ rebs	25 pts, 12 reb	Isiaha Mike	at Georgia	12/20/2019	L, 87-85 (2OT)	36 pts, 13 reb	Mark Patton	Marshall	2/16/2006	L, 75-72 ot
Had 21+ pts & 15+ rebs	20pts, 19 rebs	Jordan Tolbert	Hampton	12/17/2015	W, 105-72	23 pt, 20 reb	Tacko Fall	at UCF	2/24/2019	L, 95-48
Had 20+ pts & 15+ rebs	20pts, 19 rebs	Jordan Tolbert	Hampton	12/17/2015	W, 105-72	23 pt, 20 reb	Tacko Fall	at UCF	2/24/2019	L, 95-48
Had 30+points, 9+ assists	33 pts, 9 ast	Jon Killen	UTEP	3/1/2008	W, 99-96 2ot					
Had 30+points, 5+ assists	33 pts, 5 ast	Shake Milton	at [7/4] Wichita State	1/17/2018	W, 83-78					
Had 25+points, 10+ assists	25 pts, 11 ast	Nic Moore	[r/v/rv] Gonzaga	2/13/2016	W, 69-60					
Had 30+points, 5+ assists	33 pts, 5 ast	Shake Milton	at [7/4] Wichita State	1/17/2018	W, 83-78					
Had 25+points, 5+ assists	27 pts, 5 ast	Jahmal McMurray	vs Tulsa	3/14/2019	W, 74-65	26 pts, 8 ast	Jarron Cumberland	vs [24/23] Cincinnati	3/15/2019	L, 82-74
Had 25+points, 5+ steals	32 pts, 5 stl	Paul McCoy	TAMU-CC	12/31/2008	W, 92-62					
Triple-Double	12p, 10a, 10r	Jimmy Whitt Jr.	McNeese	11/29/2018	W, 91-59	20 pts, 10 ast	Landry Shamet	at [7/4] Wichita State	1/17/2018	W, 83-78
Dbl-Dbl (pts, asts)	17p, 10a	Kendric Davis	Abilene Christian	11/29/2019	W, 70-51	20 pts, 10 ast	Landry Shamet	at [7/4] Wichita State	1/17/2018	W, 83-78
Led or co-led team in pts, rebs, asts, stls & blks							Justin Jackson	at Cincinnati	1/1/2014	L, 65-57
Led or co-led team in pts, rebs, asts, & stls		Isiaha Mike	Jackson State	11/19/2019	W, 80-63		(17 points, 6 rebounds, 3 assists, 5 blocks, 5 steals)			
Led or co-led team in pts, rebs, stls, & blocks		(24 points, 7 rebounds, 7 assists, 1 steal)					Shaquille Harrison	Tulsa	2/10/2016	L, 82-77
Led or co-led team in pts, rebs, stls, & blocks		Ben Moore	Tulane	2/28/2016	W, 74-53		(21 points, 5 rebounds, 8 assists, 2 steals, 0 blocks)			
Led or co-led team in pts, rebs, asts, & blocks		(16 points, 12 rebounds, 3 steals, 2 blocks - w/ 2 assists)					Ishmael Lane	Northwestern St	11/8/2018	W, 69-58
Had double double (as FR)	17 pts, 14 rebs	Feron Hunt	at USF	3/10/2019	W, 77-71		(24 points, 13 rebounds, 2 blocks, 2 steals & 1 assist)			
Had double double (at half)	10pts, 10reb	Jordan Tolbert	Hampton	12/17/2015	W, 105-72		Justin Jackson	at Cincinnati	1/1/2014	L, 65-57
Had 12+pts & 12+ rebs (at half)	15pts, 12reb	Papa Dia	at Northern Iowa	3/21/2011	W, 57-50		(17 points, 6 rebounds, 3 assists, 5 blocks, 5 steals)			
Had two technicals-player		Sterling Brown	vs. [-/rv] Pittsburgh	11/17/2016	W, 76-67					
Had two technicals-coach		Matt Doherty	at UTEP	1/9/2008	L, 79-66					
10+points in 25 straight gms	27	Semi Ojeleye	Delaware State	12/4/2016	W, 74-60					
			vs USC	3/17/2017	L, 66-65					
10+points in 15 straight gms	23	Shake Milton	vs USC	3/17/2017	L, 66-65					
10+points in 10 straight gms	13	Jahmal McMurray	vs Bradley	11/20/2018	L, 75-62					
			[21/17] Houston	1/16/2019	L, 69-58					
15+points in 10 straight gms	12+	Isiaha Mike	Jacksonville State	11/5/2019						
	15	Semi Ojeleye	at Tulane	1/15/2017	W, 80-64					
			vs. UCF	3/11/2017	W, 70-59					
29+points consecutive gms	2	Ike Ofoegbu	at Rice (30)	2/24/2007	L, 75-66					
			Tulsa (29)	2/28/2007	L, 67-60					
25+points consecutive gms	2	Shake Milton	Temple (25)	1/10/2018	L, 66-64					
			at 7/4 Wichita St (33)	1/17/2018	W, 83-78					
20+points in 3 straight gms	3	Shake Milton	Temple (25)	1/10/2018	L, 66-64					
			at 7/4 Wichita St (33)	1/17/2018	W, 83-78					
			Tulane (20)	1/20/2018	W, 73-62					
8+rebs in 10 straight gms	11	Markus Kennedy	at Cincinnati	1/1/2014	L, 65-57					
			Temple	2/6/2014	W, 75-52					
5+assists in 7 straight gms	8	Nic Moore	at Temple	1/14/2015	W, 60-55					
			at [RV/RV] Tulsa	2/12/2015	W, 75-69					
5+assists in 5 straight gms	7+	Kendric Davis	Hartford	11/27/2019	W, 90-58					
3+steals in 3 straight games	5+	Isiaha Mike	Northwestern State	12/3/2019	W, 77-51					
5+blocks in 2 straight games	2	Cannen Cunningham	[RV/RV] Memphis (6)	2/6/2013	L, 60-52					
			at Rice (6)	2/9/2014	W, 61-39					
5-straight double-doubles	5	Ike Ofoegbu	Rice	2/10/2007	L, 63-60					
			at Rice	2/24/2007	L, 75-66					

THE STAT CREW SYSTEM
SMU Game-by-Game Highs (as of Jan 01, 2020)
All games

Opponent	Date	Score	Points	Rebounds	Assists	Steals	Blocked shots
JACKSONVILLE ST.	11/05/19	74-65	21-JOLLY, Tyson	9-HUNT, Feron	4-MIKE, Isiaha	3-WHITE, CJ	1-HUNT, Feron SMITH IV, Charles
NEW ORLEANS	11/12/19	77-64	22-MIKE, Isiaha	13-HUNT, Feron	5-WHITE, CJ	2-JOLLY, Tyson	1-WHITE, CJ CHARGOIS, Ethan
JACKSON ST.	11/16/19	80-63	24-MIKE, Isiaha	7-MIKE, Isiaha JOLLY, Tyson	7-MIKE, Isiaha	1-JOLLY, Tyson CHARGOIS, Ethan WHITE, CJ RAY, Everett SMITH IV, Charles MIKE, Isiaha	3-JOLLY, Tyson
at Evansville	11/18/19	59-57	15-CHARGOIS, Ethan JOLLY, Tyson	13-MIKE, Isiaha	2-WHITE, CJ CHARGOIS, Ethan JOLLY, Tyson	1-CHARGOIS, Ethan RAY, Everett HUNT, Feron MIKE, Isiaha	1-HUNT, Feron JOLLY, Tyson
at UNLV	11/23/19	72-68	21-DAVIS, Kendric	9-DAVIS, Kendric	7-JOLLY, Tyson	1-SMITH IV, Charles DAVIS, Kendric CHARGOIS, Ethan	1-CHARGOIS, Ethan BANDOUMEL, Emm HUNT, Feron
HARTFORD	11/27/19	90-58	16-DAVIS, Kendric HUNT, Feron	11-JOLLY, Tyson	8-DAVIS, Kendric	3-DAVIS, Kendric	1-CHARGOIS, Ethan
ABILENE CHRISTIAN	11/29/19	70-51	18-JOLLY, Tyson	10-HUNT, Feron	10-DAVIS, Kendric	2-DAVIS, Kendric MIKE, Isiaha HUNT, Feron	4-HUNT, Feron
NORTHWESTERN ST.	12/03/19	77-51	16-MIKE, Isiaha	7-RAY, Everett JOLLY, Tyson	8-DAVIS, Kendric	3-MIKE, Isiaha	1-HUNT, Feron MIKE, Isiaha
GEORGETOWN	12/07/19	74-91	17-DAVIS, Kendric HUNT, Feron	8-MIKE, Isiaha	5-DAVIS, Kendric	4-MIKE, Isiaha	1-JOLLY, Tyson CHARGOIS, Ethan
at Georgia	12/20/19	85-87	25-MIKE, Isiaha	12-MIKE, Isiaha	7-DAVIS, Kendric	3-CHARGOIS, Ethan MIKE, Isiaha JOLLY, Tyson	1-CHARGOIS, Ethan DAVIS, Kendric
GEORGIA ST.	12/23/19	85-76	18-HUNT, Feron DAVIS, Kendric	12-MIKE, Isiaha	9-DAVIS, Kendric	3-MIKE, Isiaha	2-HUNT, Feron
SOUTH FLA.	01/01/20	82-64	24-MIKE, Isiaha	6-JOLLY, Tyson	9-DAVIS, Kendric	3-MIKE, Isiaha JOLLY, Tyson	2-CHARGOIS, Ethan JOLLY, Tyson

THE STAT CREW SYSTEM
SMU Team Game-by-Game Comparison (as of Jan 01, 2020)
All games

Opponent	1st	2nd	Score	Mar	Total FG	FG Pct	3-Pointers	3FG Pct	Free Throws	FT Pct	Rebounds	Assist	T/Over	Block	Steal	Fouls
JACKSONVILLE ST.	31/24	43/41	74-65	+9	26-60/23-56	.433/.411	5-21/7-22	.238/.318	17-25/12-16	.680/.750	39/37 +2	15/12	13/19	2/3	7/7	16/19
NEW ORLEANS	39/33	38/31	77-64	+13	28-59/22-63	.475/.349	6-23/4-24	.261/.167	15-22/16-23	.682/.696	43/39 +4	15/13	10/8	2/2	4/3	15/23
JACKSON ST.	37/34	43/29	80-63	+17	23-45/25-65	.511/.385	9-18/6-27	.500/.222	25-27/7-10	.926/.700	37/26 +11	17/13	19/13	6/7	6/13	11/20
Evansville	25/21	34/36	59-57	+2	22-59/17-48	.373/.354	5-21/7-25	.238/.280	10-12/16-18	.833/.889	47/25 +22	7/9	18/11	2/2	4/6	21/13
UNLV	38/28	34/40	72-68	+4	26-52/19-53	.500/.358	8-23/12-33	.348/.364	12-12/18-24	1000/.750	27/36 (9)	16/15	10/10	3/5	3/4	20/14
HARTFORD	45/23	45/35	90-58	+32	34-67/20-54	.507/.370	12-25/13-34	.480/.382	10-16/5-7	.625/.714	46/27 +19	21/14	6/12	1/3	6/3	14/18
ABILENE CHRISTIAN	31/25	39/26	70-51	+19	26-42/17-52	.619/.327	7-17/5-19	.412/.263	11-14/12-15	.786/.800	33/23 +10	15/8	14/9	5/0	7/7	16/16
NORTHWESTERN ST.	35/17	42/34	77-51	+26	26-61/20-59	.426/.339	5-19/5-22	.263/.227	20-24/6-11	.833/.545	47/32 +15	18/13	12/15	2/4	10/5	12/22
GEORGETOWN	29/49	45/42	74-91	(17)	21-59/34-61	.356/.557	8-27/14-27	.296/.519	24-30/9-10	.800/.900	34/36 (2)	14/26	13/13	2/4	8/6	13/20
Georgia	28/25	40/43	85-87	(2)	35-87/33-73	.402/.452	8-32/12-32	.250/.375	7-12/9-12	.583/.750	55/44 +11	19/16	15/18	2/7	9/6	15/18
GEORGIA ST.	37/34	48/42	85-76	+9	29-56/26-71	.518/.366	5-18/11-31	.278/.355	22-26/13-20	.846/.650	44/34 +10	21/12	18/12	5/4	6/11	17/22
SOUTH FLA.	42/26	40/38	82-64	+18	33-57/25-64	.579/.391	10-27/8-22	.370/.364	6-6/6-11	1000/.545	36/30 +6	22/14	17/13	7/1	8/10	14/10

Note: Game totals are displayed in the format TEAM/OPPONENT for each category

THE STAT CREW SYSTEM
SMU Combined Team Statistics (as of Jan 01, 2020)
Conference games only

RECORD:	OVERALL	HOME	AWAY	NEUTRAL
ALL GAMES	1-0	1-0	0-0	0-0
CONFERENCE	1-0	1-0	0-0	0-0
NON-CONFERENCE	0-0	0-0	0-0	0-0

##	Player	gp-gs	min	avg	Total		3-Point		F-Throw		Rebounds				pf	dq	a	to	blk	stl	pts	avg
					fg-fga	fg%	3fg-fga	3fg%	ft-fta	ft%	off	def	tot	avg								
15	MIKE, Isiaha	1-1	31	31.0	9-14	.643	3-7	.429	3-3	1.000	0	4	4	4.0	2	0	3	3	0	3	24	24.0
00	JOLLY, Tyson	1-1	33	33.0	6-10	.600	2-5	.400	0-0	.000	1	5	6	6.0	2	0	4	0	2	3	14	14.0
05	BANDOU MEL, Emman	1-0	23	23.0	4-7	.571	1-4	.250	3-3	1.000	1	2	3	3.0	2	0	1	1	0	0	12	12.0
03	DAVIS, Kendrick	1-1	29	29.0	5-10	.500	2-4	.500	0-0	.000	2	3	5	5.0	2	0	9	5	1	1	12	12.0
24	RAY, Everett	1-0	9	9.0	3-3	1.000	2-2	1.000	0-0	.000	1	0	1	1.0	0	0	0	1	0	0	8	8.0
25	CHARGOIS, Ethan	1-1	22	22.0	3-5	.600	0-2	.000	0-0	.000	0	4	4	4.0	2	0	3	1	2	0	6	6.0
01	HUNT, Feron	1-1	28	28.0	2-3	.667	0-0	.000	0-0	.000	0	5	5	5.0	0	0	1	4	1	1	4	4.0
22	JASEY, Isiah	1-0	13	13.0	1-2	.500	0-0	.000	0-0	.000	1	4	5	5.0	2	0	0	2	1	0	2	2.0
23	TABOR JR., Alex	1-0	1	1.0	0-1	.000	0-1	.000	0-0	.000	0	1	1	1.0	0	0	0	0	0	0	0	0.0
13	WHITE, CJ	1-0	8	8.0	0-1	.000	0-1	.000	0-0	.000	0	1	1	1.0	2	0	1	0	0	0	0	0.0
04	SMITH IV, Charles	1-0	2	2.0	0-1	.000	0-1	.000	0-0	.000	0	0	0	0.0	0	0	0	0	0	0	0	0.0
20	YOUNGKIN, Grant	1-0	1	1.0	0-0	.000	0-0	.000	0-0	.000	0	0	0	0.0	0	0	0	0	0	0	0	0.0
Team											0	1	1									
Total.....		1	200		33-57	.579	10-27	.370	6-6	1.000	6	30	36	36.0	14	0	22	17	7	8	82	82.0
Opponents.....		1	200		25-64	.391	8-22	.364	6-11	.545	12	18	30	30.0	10	-	14	13	1	10	64	64.0

TEAM STATISTICS	SMU	OPP	Date	Opponent	Score	Att.
SCORING	82	64	* 01/01/20	SOUTH FLA.	w 82-64	3980
Points per game	82.0	64.0				
Scoring margin	+18.0	-				
FIELD GOALS-ATT	33-57	25-64				
Field goal pct	.579	.391				
3 POINT FG-ATT	10-27	8-22				
3-point FG pct	.370	.364				
3-pt FG made per game	10.0	8.0				
FREE THROWS-ATT	6-6	6-11				
Free throw pct	1.000	.545				
F-Throws made per game	6.0	6.0				
REBOUNDS	36	30				
Rebounds per game	36.0	30.0				
Rebounding margin	+6.0	-				
ASSISTS	22	14				
Assists per game	22.0	14.0				
TURNOVERS	17	13				
Turnovers per game	17.0	13.0				
Turnover margin	-4.0	-				
Assist/turnover ratio	1.3	1.1				
STEALS	8	10				
Steals per game	8.0	10.0				
BLOCKS	7	1				
Blocks per game	7.0	1.0				
ATTENDANCE	3980	0				
Home games-Avg/Game	1-3980	0-0				
Neutral site-Avg/Game	-	0-0				

Score by Periods	1st	2nd	Totals
SMU	42	40	82
Opponents	26	38	64

* - Conference game

THE STAT CREW SYSTEM
SMU Combined Team Statistics (as of Jan 01, 2020)
All games

RECORD:	OVERALL	HOME	AWAY	NEUTRAL
ALL GAMES	10-2	8-1	2-1	0-0
CONFERENCE	1-0	1-0	0-0	0-0
NON-CONFERENCE	9-2	7-1	2-1	0-0

##	Player	gp-gs	min	avg	Total		3-Point		F-Throw		Rebounds				pf	dq	a	to	blk	stl	pts	avg		
					fg-fga	fg%	3fg-fga	3fg%	ft-fta	ft%	off	def	tot	avg										
15	MIKE, Isiaha	12-12	367	30.6	70-130	.538	27-62	.435	35-39	.897	24	67	91	7.6	35	0	23	26	2	21	202	16.8		
00	JOLLY, Tyson	12-12	404	33.7	65-124	.524	16-40	.400	35-49	.714	28	55	83	6.9	28	0	32	21	8	11	181	15.1		
03	DAVIS, Kendrick	8-8	267	33.4	40-90	.444	8-28	.286	32-33	.970	7	30	37	4.6	14	0	60	21	3	9	120	15.0		
01	HUNT, Feron	12-12	386	32.2	63-108	.583	5-17	.294	31-40	.775	32	60	92	7.7	19	0	16	25	12	10	162	13.5		
25	CHARGOIS, Ethan	10-9	261	26.1	25-74	.338	8-31	.258	14-21	.667	19	28	47	4.7	23	0	23	19	10	11	72	7.2		
05	BANDOUMEL, Emman	12-4	227	18.9	20-62	.323	7-33	.212	18-26	.692	6	28	34	2.8	21	0	14	17	1	1	65	5.4		
13	WHITE, CJ	12-0	220	18.3	15-43	.349	7-30	.233	7-9	.778	5	14	19	1.6	13	0	23	10	1	7	44	3.7		
24	RAY, Everett	12-3	139	11.6	17-25	.680	3-5	.600	4-5	.800	12	19	31	2.6	17	0	3	10	0	3	41	3.4		
22	JASEY, Isiah	3-0	34	11.3	5-10	.500	0-0	.000	0-0	.000	3	6	9	3.0	4	0	0	2	1	0	10	3.3		
04	SMITH IV, Charles	11-0	115	10.5	6-28	.214	5-18	.278	2-2	1.000	2	7	9	0.8	7	0	5	7	1	4	19	1.7		
23	TABOR JR., Alex	6-0	7	1.2	2-4	.500	2-4	.500	1-2	.500	0	3	3	0.5	0	0	0	0	0	0	7	1.2		
14	DOUGLAS, William	3-0	17	5.7	1-3	.333	0-2	.000	0-0	.000	0	1	1	0.3	3	0	1	1	0	1	2	0.7		
20	YOUNGKIN, Grant	6-0	6	1.0	0-3	.000	0-1	.000	0-0	.000	0	1	1	0.2	0	0	0	0	0	0	0	0.0		
Team											10	21	31											
Total.....		12	2450	329-704		.467	88-271	.325	179-226	.792	148	340	488	40.7	184	0	200	165	39	78	925	77.1		
Opponents.....		12	2450	281-719		.391	104-318	.327	129-177	.729	126	263	389	32.4	215	-	165	153	42	81	795	66.2		

TEAM STATISTICS	SMU	OPP	Date	Opponent	Score	Att.
SCORING	925	795	11/05/19	JACKSONVILLE ST.	w 74-65	4010
Points per game	77.1	66.2	11/12/19	NEW ORLEANS	w 77-64	3665
Scoring margin	+10.8	-	11/16/19	JACKSON ST.	w 80-63	3889
FIELD GOALS-ATT	329-704	281-719	11/18/19	at Evansville	w 59-57	5639
Field goal pct	.467	.391	11/23/19	at UNLV	w 72-68	7803
3 POINT FG-ATT	88-271	104-318	11/27/19	HARTFORD	w 90-58	3874
3-point FG pct	.325	.327	11/29/19	ABILENE CHRISTIAN	w 70-51	4154
3-pt FG made per game	7.3	8.7	12/03/19	NORTHWESTERN ST.	w 77-51	3641
FREE THROWS-ATT	179-226	129-177	12/07/19	GEORGETOWN	L 74-91	5855
Free throw pct	.792	.729	12/20/19	at Georgia	Lo2 85-87	10351
F-Throws made per game	14.9	10.8	12/23/19	GEORGIA ST.	w 85-76	4085
REBOUNDS	488	389	* 01/01/20	SOUTH FLA.	w 82-64	3980
Rebounds per game	40.7	32.4				
Rebounding margin	+8.3	-	* - Conference game			
ASSISTS	200	165				
Assists per game	16.7	13.8				
TURNOVERS	165	153				
Turnovers per game	13.8	12.8				
Turnover margin	-1.0	-				
Assist/turnover ratio	1.2	1.1				
STEALS	78	81				
Steals per game	6.5	6.8				
BLOCKS	39	42				
Blocks per game	3.3	3.5				
ATTENDANCE	37153	23793				
Home games-Avg/Game	9-4128	3-7931				
Neutral site-Avg/Game	-	0-0				

Score by Periods	1st	2nd	OT	OT2	Totals
SMU	417	491	9	8	925
Opponents	339	437	9	10	795