



# GEORGIA

## BASKETBALL GAME NOTES

### 2021-22 SCHEDULE

**OVERALL RECORD:** 5-11  
**HOME:** 5-6 • **ROAD:** 0-3 • **NEUTRAL:** 0-2  
**SEC RECORD:** 0-3  
**HOME:** 0-1 • **ROAD:** 0-2

**OCTOBER**  
 Sun. 24 EXH. - at Charlotte L 65-76

**NOVEMBER**  
 Fri. 5 EXH. - Morehouse (SECN+) W 64-49  
 Tues. 9 Florida International (SECN+) W 58-51  
 Sat. 13 at Cincinnati (ESPN+) L 68-73  
 Tues. 16 S.C. St. (SECN+) W 76-60  
 Fri. 19 Ga. Tech (SECN) L 78-88  
 Mon. 22 & vs. Virginia (ESPNU) L 55-65  
 Tues. 23 & vs. Northwestern (ESPN2) L 78-62  
 Sun. 28 Wofford (SECN+) L 65-68

**DECEMBER**  
 Wed. 1 No. 18/19 Memphis (SECN) W 82-79  
 Tues. 7 Jacksonville (SECN+) W 69-58  
 Sat. 18 George Mason (SECN+) L 67-80  
 Mon. 20 Western Carolina (SECN+) W 85-79  
 Wed. 22 East Tennessee St. (SECN+) L 84-86  
 Wed. 29 Gardner-Webb (SECN+) L 60-77

**JANUARY**  
 Tues. 4 \* Texas A&M (ESPNU) L 79-81  
 Sat. 8 \* at 16/13 Kentucky (SECN) L 77-92  
 Wed. 12 \* at Mississippi St. (SECN) L 72-88  
 Sat. 15 \* Vanderbilt (ESPN2) 6:00  
 Wed. 19 \* at Auburn (ESPNU) 9:00  
 Sat. 22 \* at South Carolina (SECN) 3:30  
 Tues. 25 \* Alabama (SECN) 6:30  
 Sat. 29 \* at Vanderbilt (SECN) 6:00

**FEBRUARY**  
 Wed. 2 \* Arkansas (ESPN2/U) 7:00  
 Sat. 5 \* Auburn (SECN) 1:00  
 Wed. 9 \* at Florida (SECN) 6:30  
 Sat. 12 \* South Carolina (SECN) 1:00  
 Wed. 16 \* at LSU (SECN) 7:00  
 Sat. 19 \* Ole Miss (SECN) 1:00  
 Tues. 22 \* at Texas A&M (ESPNU) 7:00  
 Sat. 26 \* Florida (ESPN/2) 12:00/4:00

**MARCH**  
 Tues. 1 \* Tennessee (SECN) 6:30  
 Sat. 5 \* at Missouri (SECN) 3:30  
 9-13 SEC Tournament (Tampa, Fla.)

& - Legends Classic at the Prudential Center (Newark, N.J.)  
 \* - SEC games ♦ All times ET and subject to change

**GEORGIA: 5-11, 0-3 SEC**

**vs. VANDERBILT: 9-6, 1-2 SEC**



**DATE:** Saturday, January 15  
**TIPOFF:** 6:00 p.m. ET  
**ARENA:** Stegeman Coliseum (10,523)  
**LOCATION:** Athens, Ga.  
**SERIES RECORD:** VU leads, 91-56  
**LAST MEETING:** UGA, 73-70, on 2/6/21



**HEAD COACH:** Tom Crean  
 46-60 in 4th season at UGA  
 402-291 in 22nd season overall

**HEAD COACH:** Jerry Stackhouse  
 29-34 in 3rd season at VU  
 29-34 in 3rd season overall

### MOST RECENT STARTERS

NO.	NAME	PPG	RPG	NO.	NAME	PPG	RPG
3	KARIO OQUENDO (6-4; 215; Soph.; Titusville, Fla.)	13.8	4.2	2	SCOTTY PIPPEN JR. (6-3; 185; Jr.; Los Angeles, Calif.)	19.2	3.5
10	AARON COOK (6-2; 185; Grad.; St. Louis, Mo.)	10.3	2.8	4	JORDAN WRIGHT (6-6; 215; Jr.; Baton Rouge, La.)	11.9	5.6
11	JAXON ETTER (6-4; 205; Jr.; Woodstock, Ga.)	5.1	3.1	5	SHANE DEZONIE (6-5; 215; Fr.; Tobyhanna, Pa.)	3.4	2.4
20	NOAH BAUMANN (6-6; 210; Sr.; Phoenix, Ariz.)	8.7	3.4	10	MYLES STUTE (6-7; 210; Soph.; Washington, D.C.)	8.5	3.5
23	BRAELEN BRIDGES (6-11; 240; Sr.; Atlanta, Ga.)	12.0	6.0	42	QUENTIN MILLORA-BROWN (6-10; 235; Sr.; Lorton, Va.)	5.1	5.9

### OFF THE BENCH...

1	JABRI ABDUR-RAHIM (6-8; 210; Soph.; South Orange, N.J.)	7.8	3.1	12	TREY THOMAS (5-11; 160; Soph.; Durham, Ontario, Canada)	6.6	1.3
5	CHRISTIAN WRIGHT (6-3; 185; Fr.; Alpharetta, Ga.)	5.6	2.3	23	JAMAINE MANN (6-6; 230; Soph.; Hampton, Ga.)	6.2	4.6
12	JOSH TAYLOR (6-9; 215; Soph.; Atlanta, Ga.)	1.2	0.8	0	TRYIN LAWRENCE (6-4; 195; Soph.; Monticello, Ga.)	4.8	2.5
15	DALEN RIDGNAL (6-7; 200; Jr.; Kansas City, Mo.)	2.1	2.7	15	TERREN FRANK (6-8; 240; Soph.; Los Angeles, Calif.)	2.6	2.3
4	TYRON McMILLAN (6-9; 220; Jr.; New Orleans, La.)	1.4	1.6	11	GABE DORSEY (6-6; 215; Fr.; Westminster, Md.)	0.8	0.4

### THE OPENING TIP

Georgia returns to Stegeman Coliseum to host Vanderbilt on Saturday evening following a two-game road swing to No. 13/16 Kentucky and Mississippi State.

Despite some positive signs – the Bulldogs were ahead or were tied for 12:19 of the first half at Rupp Arena and led at the intermission in Starkville – Georgia lost both contests to fall to 5-11 overall and 0-3 in SEC play.

Saturday's game features the SEC's co-leading scorers in league play.

Georgia's Kario Oquendo and Vanderbilt's Scotty Pippen Jr. enter the weekend tied as the SEC best point producers in conference games at 23.7 ppg.

Oquendo has been a very efficient shooter in his three SEC outings, ranking No. 4 in field goal percentage (.581) and No. 8 in free throw percentage (.818). He is riding a three-game streak of 20-point performances, the first Bulldog to top the 20-point plateau in a trio of consecutive games since Anthony Edwards did so in 2020.

### ► MEDIA COVERAGE

#### WATCH: ESPN2

Tom Hart (play-by-play);  
 Carolyn Peck (analyst)

#### LISTEN: BULLDOG SPORTS NETWORK

Scott Howard (play-by-play);  
 Chuck Dowdle (analyst);  
 Adam Gillespie (producer)

**Flagship:** WSB AM 750;  
**XM:** 380; **SXM App:** 970

### THE STARTING 5...

UGA has won four straight meetings with Vanderbilt...and seven of the last 10 matchups with the Commodores.

Kario Oquendo and Scotty Pippen Jr. are the SEC's top scorers in league play, both averaging 23.7 ppg.

Noah Baumann is tied for the SEC lead in 3-pointers per game in league play, averaging 3.7

Through games of 1/12, Aaron Cook ranked No. 9 nationally in both assist average (6.5) and total assists (97).

UGA's seven transfers scored 4,782 points at their previous schools, the biggest influx for any D-I team.

## ▶ TALE OF THE TAPE

STATISTIC	UGA	VU
Points Per Game	71.1	70.0
Opp. Point Per Game	75.2	63.5
Scoring Margin	-4.1	+6.5
Field Goal Pct.	.443	.409
Opp. Field Goal Pct.	.461	.416
3-Point Pct.	.319	.314
3-Pointers Per Game	6.7	8.2
Opp. 3-Point Pct.	.340	.311
Free Throw Pct.	.732	.722
Free Throws Per Game	15.4	14.9
Rebounds Per Game	34.9	35.4
Opp. Rebound Per Game	34.1	34.5
Rebound Margin	+0.8	+0.9
Assists Per Game	13.9	10.9
Turnovers Per Game	13.8	12.7
Assist-to-Turnover Ratio	1.00	0.86
Turnover Margin	-3.1	+3.7
Steals Per Game	5.2	7.8
Blocks Per Game	2.8	3.1

## ▶ UGA QUICK FACTS

LOCATION	.....Athens, Ga.
ENROLLMENT	.....38,920
FOUNDED	.....1785
CONFERENCE	.....Southeastern
NICKNAME	.....Bulldogs
MASCOT	.....Uga X
COLORS	.....Red & Black
PRESIDENT	.....Jere W. Morehead (UGA J.D. '80)
FACULTY ATHLETICS REPRESENTATIVE	.....David Shipley (Oberlin '72)
J. REID PARKER DIRECTOR OF ATHLETICS	.....Josh Brooks (LSU '02)

## UGA: FIRST &amp; STILL FOREMOST

- UGA was chartered on Jan. 27, 1785 – two years before the U.S. Constitution was signed and four years prior to George Washington was inaugurated as President.
- The nation's first state-chartered university, UGA serves as the birthplace of public higher education in the U.S.
- UGA has been ranked among the nation's top-25 public universities by U.S. News & World Report every year since 2000. UGA was No. 16 in the most recent rankings released in September 2021.

## PRO-NUN-SEE-Ā-SHUN GUY'D

- 0 JAILYN (Jay-linn) Ingram
- 1 JABRI (Juh-bree) ABDUR-RAHIM (Ab-duhr rah-heem)
- 3 KARIO (care-ee-oh) OQUENDO (oh-kwin-dough)
- 4 TYRON (Tyrun) McMILLAN (Mic-mill-uhn)
- 11 JAXON (jack-son) ETTER (eh-tuhr) *think "better" without the "b"*
- 15 DALEN (day-lin) RIDGNAL (ridge-uh-nul) *think "original" without the "o"*
- 20 Noah BAUMANN (bauw-man)
- 23 BRAELEN (Bray-linn) Bridges

## SERIES HISTORY WITH VANDY

Though Georgia has a four-game winning streak over Vanderbilt and has won seven of the last 10 matchups, the Commodores own a 91-56 lead in all-time meetings between UGA and VU.

Last season in Athens, Georgia earned a 73-70 win over Vandy.

*A complete box score from that contest – as well as game-by-game results for the last 10 outings in the series – can be found on Page 5 of these Game Notes.*

Following eight ties and four lead changes in the first 15 minutes, Georgia used a 14-4 run over the final 3:31 of the first half to grab a 44-37 lead at the break.

The Commodores tied the game five times in the second half, but the Bulldogs answered on each occasion.

Scotty Pippen Jr.'s layup with 44 seconds remaining tied the score at 70-70, but a free throw at the 15-second mark but Georgia back on top. Pippen's layup attempt with five ticks on the clock was blocked and gave possession back to the Bulldogs.

Justin Kier was fouled with 2.1 second left and converted on both free throws. Georgia then tipped away Vanderbilt's attempted court-length inbounds pass, which caused time to expire before the Commodores could do anything other than wildly heave the ball toward their basket.

## SCOUTING THE DORES

**Vanderbilt is currently 9-6 overall and 1-2 in SEC play to date.**

A pair of wins at the Hawaiian Airlines Diamond Head Classic headlined the Commodores' non-conference slate. Vandy topped Hawai'i and BYU to reach the tournament's championship game; however, that contest with Stanford was canceled due to COVID issues within the Cardinal roster.

Vanderbilt opened SEC play with a 75-74 upset at Arkansas before dropping its last two outings at home to South Carolina and No. 17/18 Kentucky.

**Scotty Pippen Jr., the media's pick as SEC Player of the Year, leads the Commodores in scoring (19.2 ppg), assists (2.9 apg) and steals (1.7 spg).** Jordan Wright also is scoring at a double-figure pace of 11.9 ppg, while Quentin Millo-ra-Brown is collecting a team-high 5.9 rpg.

## LAST TIME OUT

Kario Oquendo led Georgia with a career-high 28 points at Mississippi State on Wednesday; however, the Bulldogs still dropped an 88-72 decision in Starkville.

Noah Baumann and Jabri Abdur-Rahim chipped in 15 and 13 points, respectively, for Georgia, while Braelen Bridges secured a game-high seven rebounds.

## ▶ KEEPING AN EYE ON

## ENTERING TONIGHT'S GAME:

## AARON COOK IS...

- 2 outings from 150 games played in his career
- 14 steals from 200 for his career

The Bulldogs led 36-35 at halftime, largely due to Oquendo's 15 first-half points. State took the lead for good on a layup with 17:06 left that made it 42-40.

## BULLDOGS ATOP SEC STATS

Three different Bulldogs lead the Southeastern Conference in individual statistics for conference games only.

**Most notably, Kario Oquendo is tied with Vanderbilt's Scotty Pippen Jr. in scoring at 23.7 points per game.**

**Aaron Cook's 8-of-8 effort at the line is best in the league.** Cook is one of three Bulldogs in the top-10 in FT percentage along with Jabri Abdur-Rahim (No. 6 at .824) and Kario Oquendo (No. 8 at .818).

**Those efforts have helped make UGA the SEC's top free-throw shooting team in conference play at .855 (53-of-62).**

**Noah Baumann is knotted with Matthew Murrell of Ole Miss for successful shots behind the 3-point arc, with both connecting on 3.7 per game.**

## KARIO ON A TEAR

**Kario Oquendo has produced 20-point performances in Georgia's last three games – 21 vs. Texas A&M, 22 vs. No. 13/16 Kentucky and 28 at Mississippi State.**

**The sophomore from Titusville, Fla., is the first Bulldog to do so since Anthony Edwards two seasons ago.** Edwards put up 23 points at Missouri on Jan. 28, 29 against Texas A&M on Feb. 1 and 32 at Florida on Feb. 5.

## THEIR MANN IS OUR MANN'S BRO

**Vanderbilt sophomore Jamaine Mann is the younger brother of former Georgia standout Charles Mann.**

Charles moved into the Bulldogs' starting five late in his freshman season in 2013 and got the nod for 98 of 100 games over his final three seasons. **All told, he played in 132 games, second-most ever at UGA.**

**An All-SEC performer, Mann is No. 15 among Georgia's career scoring leaders with 1,411 points. He scored 43.8 percent of those at the free throw line. Mann is the Bulldogs' career record holder in FT attempts (896) and makes (618) and is No. 2 in SEC history in trips to the charity stripe behind on "Pistol" Pete Maravich. Charles also is No. 6 in career assists by a Bulldog with 400.**

**BULLDOGS BACK IN ATHENS**

Following a two-game road swing, Georgia will return to Stegeman Coliseum for its 12th home game of the 2021-22 season.

Prior to their Jan. 8 outing in Lexington, the Bulldogs went 46 days between games away from Athens. Georgia's non-Stegeman contest before that was on Nov. 23 – the Tuesday before Thanksgiving – in the Roman Legends Classic at the Prudential Center in Newark. After that, the Bulldogs hosted an eight-game homestand.

**BULLDOGS BATTLE THROUGH**

Georgia dressed only 10 players for its first two SEC outings and has done so three times this season.

The Bulldogs' 15-player roster was cut by two due to season-ending injuries to P.J. Horne in the preseason and Jaiilyn Ingram against Jacksonville on Dec. 7.

All told, **seven of 13 "currently active" Bulldogs have a combined 18 DNPs, and Georgia has had its full complement of players for six of 16 outings.**

From there, additional DNPs include:

- T. Baker vs. Virginia and Northwestern (illness);
- N. Baumann vs. Northwestern (illness);
- A. Cook vs. Memphis (illness);
- J. Etter vs. Gardner-Webb (injury);
- C. McDowell vs. Texas A&M and Kentucky (illness);
- J. Ned vs. Virginia, Northwestern (illness) and George Mason, Western Carolina, ETSU, Gardner-Webb, Texas A&M, Kentucky and Mississippi State (injury);
- D. Ridginal vs. Texas A&M and Kentucky (illness).

**BULLDOGS SWITCH LINEUPS**

**Georgia has mixed and matched eight player to create six different starting lineups this season.**

The Bulldogs have used the starting five of Noah Baumann, Braelen Bridges, Aaron Cook, Jaxon Etter and Kario Oquendo in their last five contests. That's the most any quintet has been utilized by UGA.

**Only Bridges and Oquendo have gotten the nod for every contest,** although Cook and Jaiilyn Ingram have started every game they've played. Cook missed the Memphis game due to an illness, and Ingram suffered a season-ending injury in the ninth contest versus Jacksonville.

**KARIO LIKES THE BRIGHT LIGHTS**

Kario Oquendo has a history of producing big games against the best opposition.

Last season, he averaged 13.5 points while shooting 55.4 percent from the field for the Florida SouthWestern College.



**SHOOTING HIS SHOT**

Noah Baumann had an eventual Sunday, November 14. The graduate transfer from Southern Cal proposed to his longtime girlfriend, Mackenzie Moore, beside Lake Herrick at the intramural fields on the UGA campus.

Baumann and Moore have known each other since they were 7th graders at Akimel (pronounced ah-kee-mull) Middle School and started dating during their senior year at Desert Vista High School in Phoenix.

They have endured a long-distance relationship for the past four years.

Moore was a four-year starter on the Miami (Ohio) softball team, batting .279 with seven homers and 66 RBI. She was named second-team All-MAC as a senior, leading the RedHawks to a 46-10 finish, the MAC Championship and an NCAA Tournament bid.

In Buccaneers' four contests against ranked opponents, those stats jumped to 22.0 points and 63.6 percent.

The trend of big nights continued this season. Against No. 19 Memphis and No. 13/16 Kentucky, Oquendo averaged in 23.0 ppg and shooting 59.3 percent (16-of-27) from the floor.

**In six outings versus ranked foes as a collegiate basketball player, Oquendo is currently averaging 22.3 points and connecting on 62.2 (51-of-82) of his field goal attempts.**

**B.B. IS CONSISTENT, EFFICIENT**

Braelen Bridges is the Bulldogs' most consistent point producer and among the nation's most efficient.

Bridges has posted double-digit scoring outputs in a team-best 11 of Georgia's 16 games, and he has notched nine points in two of the other five outings.

**▶ LEADING THE DOGS**

GAMES LEADING	PT.	REB.	AST.	BLK.	STL.
Jabri Abdur-Rahim	1	0	0	5	1
Tyrone Baker	0	0	0	1	0
Noah Baumann	1	2	0	5	1
Braelen Bridges	6	7	0	7	2
Aaron Cook	3	0	14	4	10
Jaxon Etter	0	0	1	1	3
Jaiilyn Ingram	0	4	1	1	3
Cam McDowell	0	0	0	0	1
Tyron McMillan	0	1	0	0	1
Jonathan Ned	0	0	0	0	0
Kario Oquendo	6	2	0	10	10
Dalen Ridginal	0	1	0	0	0
Josh Taylor	0	0	0	0	1
Christian Wright	0	1	2	2	3

\* – Includes when tied for team-high

**▶ SERIES HISTORY**

**VU LEADS OVERALL:..... 91-56**  
**UGA LEADS IN ATHENS:..... 37-28**  
**UGA LEADS LAST 10 MEETINGS:..... 7-3**

**LAST 10 MEETINGS**

1/29/14	L	Athens	54-59
1/10/15	W	at Nashville	70-67
1/27/15	W	Athens	70-62
2/20/16	L	at Nashville	67-80
1/17/17	W	Athens	76-68
2/7/18	L	at Nashville	66-81
3/7/18	W	& at St. Louis	78-62
1/9/19	W	Athens	82-63
2/22/20	W	at Nashville	80-78
2/6/21	W	Athens	73-70

% – SEC Tournament game

**▶ LAST TIME VS. VU**

**18** Georgia 73,  
 Vanderbilt 70  
 2/6/21 • Athens, Ga.

**VANDERBILT (5-9, 1-7)**

Player	FGs	3FGs	FTs	Rb	Pf	Pts	A	T	B	S	MP
Wright	5-9	0-1	2-2	5	3	12	3	3	1	3	28
Disu	5-8	1-2	4-6	6	3	15	1	2	3	2	28
Obinna	1-1	0-0	1-2	2	2	3	0	0	0	0	18
Evans	3-6	3-6	1-2	3	1	10	1	2	0	2	28
Pippen Jr.	3-12	0-2	6-9	1	2	12	5	4	0	4	31
Harvey	1-3	1-1	0-0	3	2	3	1	2	0	0	8
Stute	0-1	0-1	0-0	1	0	0	0	0	0	0	8
Albert	0-0	0-0	0-0	0	0	0	0	0	0	0	0+
Thomas	3-7	2-5	0-0	0	3	8	1	0	0	2	18
McBride	2-5	2-4	0-0	1	0	6	0	0	0	0	12
Brown	0-1	0-1	1-2	0	1	1	0	0	0	2	16
TEAM						1	1				
Totals	23-53	9-23	15-23	23	17	70	12	13	4	15	200

**GEORGIA (12-6, 5-6)**

Player	FGs	3FGs	FTs	Rb	Pf	Pts	A	T	B	S	M
Fagan	0-1	0-0	0-0	4	1	0	1	2	1	1	15
Camara	3-9	0-2	4-6	8	2	10	1	3	2	0	25
Horne	5-6	4-5	0-0	1	3	14	1	2	1	0	31
Kier	3-6	2-5	2-2	2	1	10	1	4	0	1	27
Wheeler	8-10	0-1	0-1	3	2	16	9	3	0	2	36
Johnson	1-4	1-2	0-0	1	4	3	2	5	0	3	19
Brown	0-0	0-0	0-0	1	0	0	0	0	0	0	4
Garcia	2-4	0-0	1-2	4	3	5	0	1	0	0	17
Etter	3-3	0-0	1-2	1	1	7	0	0	0	1	15
Starks	0-0	0-0	0-0	0	0	0	0	0	0	0	4
McMillan	2-3	0-0	4-5	1	1	8	0	0	0	0	7
TEAM						5		1			
Totals	27-46	7-15	12-18	31	18	73	15	21	4	8	200

Score by Periods	1st	2nd	Tot.	Deadball	Rebs.	Tot.
Vanderbilt	37	33	70	Vanderbilt	4	
Georgia	44	29	73	Georgia	5	

Officials: Tony Greene, Rob Rorke, Bart Lenox. Att: 1638.

	VU	UGA
Points in the paint	26	40
Points off turnovers	29	10
2nd chance points	5	9
Bench points	18	23

► BY THE NUMBERS

GEORGIA'S RECORD IS...

	Overall	SEC	Crean
Overall	5-11	0-3	46-60
at Stegeman Coliseum	5-6	0-1	37-25
on the road	0-3	0-2	6-27
at a neutral site	0-2	0-0	3-8
Day Games	0-2	0-0	9-22
Night Games	5-9	0-3	37-38
In November	2-5	0-0	12-10
In December	3-3	0-0	17-6
In January	0-3	0-3	7-20
In February	0-0	0-0	8-17
In March	0-0	0-0	2-7
On Sunday	0-1	0-0	2-1
On Monday	1-1	0-0	4-2
On Tuesday	3-2	0-1	13-11
On Wednesday	1-3	0-1	10-19
On Thursday	0-0	0-0	0-1
On Friday	0-1	0-0	5-1
On Saturday	0-3	0-1	12-25

GEORGIA'S RECORD WHEN...

	Overall	SEC	Crean
Leading at the half	3-3	0-1	34-13
Trailing (or tied) at the half	2-8	0-2	12-47
Shooting 50% or better	0-3	0-1	18-8
Shooting less than 50%	5-8	0-2	28-52
Opp. shooting 50% or better	0-6	0-3	4-27
Opp. shooting 50% or less	5-5	0-0	42-33
UGA outrebounds opponent	3-5	0-1	36-23
Opponent outrebounds UGA	2-6	0-2	9-35
Teams tied in rebounds	0-0	0-0	1-2
UGA shooting 70% or better FTs	3-7	0-3	27-33
UGA shooting 70% or less FTs	2-4	0-0	19-27
Game is decided by 1-4 points	1-3	0-1	10-14
Game is decided by 5-10 points	2-3	0-0	8-13
Game is decided by >10 pts	2-5	0-2	28-33
Scoring less than 59 points	1-1	0-0	1-13
Scoring 60-69 points	1-5	0-0	7-19
Scoring 70-79 points	1-4	0-3	10-18
Scoring 80-89 points	2-1	0-0	16-7
Scoring 90-99 points	0-0	0-0	10-2
Scoring > 100 points	0-0	0-0	2-1
Allowing less than 50 points	0-0	0-0	2-0
Allowing 50-59 points	2-0	0-0	9-0
Allowing 60-69 points	1-2	0-0	15-9
Allowing 70-79 points	2-3	0-0	15-17
Allowing 80-89 points	0-5	0-2	5-18
Allowing 90 or more points	0-1	0-1	0-16
0 players in double digits	0-0	0-0	0-1
1 player in double digits	1-0	0-0	6-7
2 players in double digits	0-2	0-0	3-14
3 players in double digits	2-7	0-2	12-20
4 or more players in double digits	2-2	0-1	25-18
UGA bench outscored opp. bench	1-5	0-0	31-34
Winning the opening tip	1-4	0-0	29-24
Scoring first	3-3	0-0	35-25
Playing overtime	0-0	0-0	1-3

► SPECIALTY STATS

	IN PT.	OFF TO	2ND CH	BENCH
Georgia	414	198	135	274
Opponent	560	254	157	336
Difference	-46	-56	-22	-62

Game-by-game breakdown on Page 8.

The graduate transfer senior Atlanta native is shooting a sizzling 62.4 percent from the field, connecting on 73 of his 117 field goal attempts.

Bridges' effort almost puts him in elite company in the SEC and nationally. To be ranked among statistical leaders in FG percentage, a player has to make a minimum of five shots per game.

With 73 field goals made, Bridges falls seven shy of that standard...or he would rank No. 2 in the SEC and No. 12 nationally through games of Jan. 12.

COOK AMONG ASSIST LEADERS

Through games played on Jan. 12, Aaron Cook ranked No. 9 nationally in both assist average (6.5 apg) and total assists (97).

Cook's assist average is on pace to be the second-best ever by a Bulldog. The current No. 2 mark in Georgia history is 6.3 apg by Perth Robinson in 1994-95.

NOAH CONTINUES SCORING TREND

In five seasons of college basketball, Noah Baumann has established a trend of scoring most of his points from behind the 3-point arc...and doing so efficiently.

This season, 74.4 percent (32 of 43) of Baumann's made field goals have been 3-pointers. Career-wise, 71.8 percent (178 of 248) of Baumann's made FGs are 3-pointers, and he is converting on a considerably better clip from outside the arc (.437) than inside that stripe (.378).

ETTER ACCEPTING CHARGES

Defensively, Jaxon Etter is like Visa...as in "everywhere you want (him) to be."

UGA's second-favorite walk-on student-athlete took three charges against Western Carolina, the second game this season he's done so...the other outing being versus Ga. Tech.

Etter now has a team-high 14 charges. The trend began last season when he drew eight in the final 11 games, giving him 22 in UGA's last 27 contests.

BAUMANN HITS THE BOARDS

With injuries to P.J. Horne and Jailyn Ingram, Noah Baumann has shifted to playing the traditional '4' spot for Georgia.

In his first outing doing so, Baumann grabbed 11 rebounds against Western Carolina. That was more than double his previous career-most of five in seven different outings including this year's season opener against FIU.

Joked Tom Crean: "I don't know if he's done that since grade school. Somewhere out West, he might have had 11 boards in a CYO game in the eighth grade."

► DEFLECTION OBJECTIVE

"I was told a long time ago – and I don't think you can say it any better – deflections are barometer of active defense. It's any type of activity on the ball. It's a finger tip, a hand, blocked shots, charges, a steal. That's what we're aiming for. I want our team at a deflection-to-turnover ratio of 3.5-to-1. To me, that is an optimal number."



UGA DEFLECTIONS

Player	Number
Jailyn Ingram	65
Jabri-Abdur-Rahim	56
Cam McDowell	4
Kario Oquendo	107
Tyron McMillan	16
Christian Wright	82
Aaron Cook	132
Jaxon Etter	96
Josh Taylor	8
Jonathan Ned	-
Dalen Ridgnal	12
Noah Baumann	45
Braelen Bridges	65
Tyrone Baker	3



DOGS LOOK TO REGROUP...AGAIN

Georgia lost Jailyn Ingram to a knee injury during the Jacksonville game on Dec. 7. The "super senior" from Madison, Ga., and Morgan County High School was the Bulldogs' leading rebounder (6.0 rpg) and third-leading scorer (10.7 ppg).

Ingram went down in a non-contact situation while trying to save a ball along the baseline with 14:21 left in the contest.

Following an MRI on Dec. 8, Tom Crean confirmed the prognosis on Dec. 9 with a Tweet stating: "Unfortunately, Jailyn Ingram will have to have surgery to repair his ACL in his right knee. It's heartbreaking because Jailyn has been emerging in so many areas and has been a model of consistency day in and day out. He's an incredible young man... Jailyn has brought a spirit and seriousness to us. He is a guy that is in the gym most mornings before we would lift weights at 8:45 and was stabilizing for a young team. We plan to appeal for the waiver to get another year since he's under the 30% games played. Pray for him."

Ingram's injury was UGA's second season-ending setback. On Oct. 20, Crean announced P.J. Horne, one of just two Bulldogs to start every game last season, would miss the campaign.

Tweeted Crean: "It's with genuine sadness that I let you know that P.J. Horne will miss this season after undergoing surgery on his right knee this past weekend. In practice, he bumped knees in a scrimmage,

lost footing and went down awkwardly. This is such a major blow to us because P.J. was playing so well and showing great leadership as our leading returning player, but more so because he is such a great person and one of the finest people I've ever coached."

**JABRI'S CONTRIBUTIONS SOAR**

It's probably glossed over too much that this fall is the first time Jabri Abdur-Rahim has played extended minutes in nearly two years. He suffered a foot injury during his senior season at Blair Academy and only played in two games and only appeared in eight games last season at Virginia.

Jabri, who was ranked as one of the nation's top-40 prospects in the Class of 2020, showed signs of returning to form in three early-December outings.

Abdur-Rahim exploded for a career-high 20 points against Wofford and then had double-figure outings against No. 18 Memphis and Jacksonville. Equally impressive was his shooting on those contests.

In those games, Abdur-Rahim scored more points, connected on more shots and upped his shooting percentages by massive amounts over his 14 previous career outings as outlined below.

**ABDUR-RAHIM'S INCREASES**

STAT	1ST 14	NEXT 3	DIFF.
Total Points	32	45	+13
Scoring Average	2.3	15.0	12.7
FGs Made	9	13	+4
FG Percentage	.214	.650	+436
3FGs Made	3	9	+6
3FG Percentage	.125	.600	+475

**CREAN CAPTURES WIN NO. 400**

Tom Crean secured his 400th career victory with Georgia's upset of No. 18 Memphis on December 1.

Prior to arriving in Athens, Crean compiled 366 W's in his first 18 campaigns as a collegiate head coach. He earned the first 190 in nine seasons at Marquette from 1998-2008 and added 166 more at Indiana between 2008-17 before arriving in Athens and securing the final 44 of his 400.

**TOM CREAN'S MILESTONE WINS**

**No. 1 – Nov. 20, 1999** – Marquette defeats Chicago State, 62-43, in Tom Crean's first game as a collegiate head coach.

**No. 100 – March 6, 2004** – A three-point play with .8 of a second left lifts Marquette over No. 25 Louisville, 81-80.

**No. 200 – Dec. 8, 2009** – Indiana knocks off Pittsburgh, 74-64, in the Big Ten/ACC Challenge.

**No. 250 – Nov. 20, 2012** – A day after beating Georgia, 66-53, in the first round, IU tops Georgetown, 82-72, to win the Progressive Legends Classic.

**No. 300 – Dec. 20, 2014** – Indiana tops No. 23 Butler, 82-73, as Yogi Ferrell became the Hoosier's 48th 1,000-point career scorer.

**WRIGHT STELLAR IN UPSET**

Freshman Christian Wright started at point guard against No. 18 Memphis for Aaron Cook, who was out of action due to an illness. That task was taller considering the Tigers entered the game forcing an average of 18.0 turnovers per game.

While Wright's career-high totals of 17 points, six boards and 38 minutes tallies drew significant attention, his turnover tally – a meager one TO – was the most significant digit in his linescore. And he did so logging the most PT of any Bulldog in any game this season to date.

Also of note, Wright drew seven fouls, including two on the offensive end, and converted on 6-of-7 free throw attempts.

**THE SPORTSCENTER "TOP-QUEN"**

Kario Oquendo has emphatically made his way in the top-10 plays on ESPN's SportsCenter twice this season.

On Nov. 16, Oquendo came in at No. 3 on SportsCenter's top-10 plays after his third highlight reel effort against S.C. State. He stole the ball at midcourt and windmilled home an uncontested dunk.

A posterized effort on Nov. 23 was tabbed No. 6. Oquendo, who's 6-4, gathered a steal in Northwestern's lane and drove the length of the floor before a thunderous dunk over a 6-9 Wildcat.

If you want to rate Oquendo's SportsCenter dunks, you can find the S.C. State slam at [gado.gs/kariosctop1116](http://gado.gs/kariosctop1116) and the Northwestern effort at [gado.gs/kariosc1123](http://gado.gs/kariosc1123).

**COOK TOPS MILLENNIUM MARK**

Aaron Cook blew past the 1,000-point career scoring mark on Nov. 16 against South Carolina State.

The "super senior" was eight points shy of entering the game and inched past the milestone with 2:21 left in the first half. He finished with 22 points, three off his career high versus Indiana State on Jan. 24, 2018.

Cook scored 845 points at Southern Illinois from 2016-20 and added 127 points during Gonzaga's en route to their NCAA runner-up finish last season.

Cook was presented the game ball from the S.C. State game in a ceremony prior to the George Mason game that featured his mother, Regina, and brother, Anthony.

**DALEN, KARIO DRAW ATTENTION**

Kario Oquendo and Dalen Ridgnal are among the top JUCO transfers expected to make the biggest marks this season.

**DOUBLE-DIGIT DOGS**

POINTS	SEASON CAREER	
Braelen Bridges	11	35
Kario Oquendo	10	10
Aaron Cook	8	54
Jailyn Ingram	7	72
Noah Baumann	6	28
Jabri Abdur-Rahim	5	5
Dalen Ridgnal	1	1
Christian Wright	1	1
REBOUNDS	SEASON CAREER	
Jailyn Ingram	1	12
Noah Baumann	1	1
Braelen Bridges	0	4
ASSISTS	SEASON CAREER	
Aaron Cook	2	3
DOUBLE-DOUBLES	SEASON CAREER	
Aaron Cook	2	2
Jailyn Ingram	1	11
Braelen Bridges	0	4
20-POINT GAMES	SEASON CAREER	
Kario Oquendo	5	5
Aaron Cook	1	4
Noah Baumann	1	5
Braelen Bridges	1	2
Jabri Abdur-Rahim	1	1
Jailyn Ingram	0	16

*Career numbers of Baumann, Bridges & Cook prior to UGA*

## ▶ DOGS IN THE PROs

### CURRENT NBA PLAYERS

#### Kentavious Caldwell-Pope

- The No. 8 overall pick in the 2013 NBA Draft after earning SEC Player of the Year honors.
- In his ninth season in the league, playing with Detroit from 2013-17, the Lakers from 2017-21 and Washington in 2021.
- Started and helped the Lakers win the 2020 NBA Championship, averaging 10.7 ppg in 21 Play-off outings.

#### Nicolas Claxton

- Selected by Brooklyn with the first pick of the second round in the 2019 NBA Draft, the No. 31 overall player chosen.
- Moved into the Nets' regular rotation during the 2020-21 season and helped Brooklyn to the No. 2 seed in the Play-offs.
- Started three of the first four games this season before being held out of action thereafter due to an illness.

#### Anthony Edwards

- The No. 1 overall pick in the 2020 Draft.
- Was a unanimous All-Rookie selection after being named Western Conference Rookie of the Month three times.
- Scored a career-high 48 points against the Golden State Warriors on Nov. 10.

### CURRENT NBA COACHES

#### Dave Bliss

- A four-year starter who helped lead the Bulldogs to the 2008 SEC Tournament title in the "tornado tourney" in Atlanta.
- Has worked with OKC (2010-14), the Knicks (2014-18) and OKC (2018-present)
- Served as acting head coach of OKC on a three-game road trip with games at Milwaukee (in his home state of Wisconsin) on Nov. 19, at Boston on Nov. 20 and at Atlanta on Nov. 22.

### CURRENT BULLDOGS OVERSEAS

#### Nemanja "Nemi" Djuricic

- Estudiantes in Spanish LEB Golf

#### Mike Edwards

- Dinamo Vladivostok in Russian Superleague 1

#### John Florveus

- CB Prat Juventud in Spanish LEB Gold League

#### J.J. Frazier

- Samsun BSB Anakent in Turkish TBL

#### Rayshaun Hammonds

- VEF Riga in Latvia LBL

#### Jordan Harris

- Glen Luss Glasgow Rocks in British BBL

#### Travis Leslie

- Leones de Ponce in Puerto Rican BSN

#### Yante Maten

- Wonju DB Promy Korean KBL

#### Derek Ogbeide

- PAOK in Greek A1 league

#### Gerald Robinson

- Banco di Sardegna Sassari in Italian Serie A

#### Trey Thompkins

- Real Madrid in Spanish Liga Endesa

#### Dustin Ware

- MZT Skopje in North Macedonia Prva League

#### Terrance Woodbury

- Kagawa FA in Japanese B2 League

On August 25, bustingbrackets.com ranked the top-25 junior college players moving to the "high-major" level. Ridgnal was tabbed No. 2 on that ledger, while Oquendo was ranked No. 23.

On Nov. 1, college basketball guru Jon Rothstein tabbed his top-10 "JUCOs to watch," an unranked list that also included Ridgnal.

### COOK AMONG MOST EXPERIENCED

Aaron Cook arrived in Athens having already participated in 133 games. Cook logged action in 103 contests in four seasons at Southern Illinois and played in 30 contests last season at Gonzaga.

As a point of reference for Georgia's record for career games played is 133 by Marcus Thornton from 2011-15. Thornton's tally covers five seasons, including a redshirt season when he logged nine GPs.

Cook's was the third-most experienced player game wise in D-I entering this season as outlined below.

#### D-I'S CAREER GPs LEADERS

RK.	PLAYER, SCHOOL	GAMES
1.	Jordan Bohannon, Iowa	142
2.	Chevez Goodwin, USC	138
3.	<b>AARON COOK, GEORGIA</b>	<b>133</b>
	Garrison Brooks, Miss. St.	133
	Jalen Coleman-Lands, Kansas	133
	Justin Kier, Arizona	133

### EXPERIENCE HAS TRAVELED

The phrase "defense travels" is a well-known in the sports world.

The slogan "experience has traveled" may become a more appropriate for the 2021-22 Georgia Bulldogs.

Georgia's lineup is anchored by five D-I transfers, sixth-year "super seniors" Aaron Cook and Jailyn Ingram, graduate transfer seniors Noah Baumann and Braelen Bridges and sophomore Jabri Abdur-Rahim.

That quintet has accounted more than 60 percent of Georgia's points and assists and the majority of its production in virtually every stat as outlined below.

#### D-I TRANSFER CONTRIBUTIONS

STAT	TEAM	D-I Ts	PCT.
Minutes	3200	1782	55.7
Scoring	1137	686	60.3
Rebounds	504	293	58.1
Assists	222	151	68.0
Blocks	44	26	59.1
Steals	83	41	49.4

### WELCOMING A SLEW OF SCORING

Of the 10 newcomers on the Bulldogs' roster seven are transfers – five D-I players (Jabri Abdur-Rahim, Noah Baumann, Braelen Bridges, Aaron Cook and Jailyn Ingram) and a pair from the junior college ranks (Kario Oquendo and Dalen Ridgnal).

Those players arrived in Athens having already scored 4,782 points at their previous schools, the largest addition of scoring by any D-I program this season as outlined below.

In their previous stops, the D-I quintet of the group also logged 8813 minutes in 404 games played, while grabbing 1283 rebounds, dishing 643 assists, swatting 116 blocks and collecting 304 steals.

#### TOP SCORING INFLUX'S IN D-I HOOPS

RK.	SCHOOL	PLAYERS	POINTS
1.	<b>GEORGIA</b>	<b>7</b>	<b>4782</b>
2.	Duquesne	5	4695
3.	Florida	5	4144
4.	Arkansas	6	4125
5.	Penn State	7	5183
6.	Washington St.	4	3785
7.	SMU	4	3733
8.	Kentucky	4	3538
9.	Utah	6	3175
10.	Arizona St.	3	3132

### ON THE FLIP SIDE...

While Georgia welcomed a huge influx of college scoring from its newcomers, the Bulldogs returned a minuscule portion of their scoring from last season.

Minus P.J. Horne, the four returning Bulldogs accounted for only 1110 of Georgia's 2014 points a year ago, or 5.5 percent. Walk-on Jaxon Etter is the top returning point producer with 47 points.

### "B" IS FOR BASKETBALL PLAYER

You may notice on Georgia's roster that the Bulldogs have gone away from listing traditional positions – guard, forward and center. All 15 players are now simply listed as "B" for "Basketball Player."

Tom Crean is a proponent for "position-less basketball."

"That's what they are," Crean said. "It's not valid to call them centers and power forwards and things like that as much with the way that we're trying to play. They're being trained as basketball players, every day... in the sense of how we train with the ball handling, the driving, the shooting – all those type of things. That's big to me."

### PUTTING UP POINTS UNDER CREAN

Georgia has kept scoreboard operators busy since Tom Crean arrived in Athens.

The Bulldogs reached the 90-point plateau 15 times in 90 games during Crean's first three seasons. That's a relatively healthy 16.7 percent of the team's total contests.

By comparison, Georgia scored 90 or more points just 15 times in 387 games before Crean's arrival, or .038 percent of the outings in a span that dates back a dozen seasons to the 2006-07 campaign.

▶ THE STAFF ON THE BULLDOGS' BENCH



**HEAD COACH  
TOM CREAN**

- Named the University of Georgia's 22nd men's basketball head coach on March 15, 2018.

- In his 22nd season as head coach, with nine seasons at Marquette (1999-08), nine at Indiana (2008-17) and in fourth at Georgia (2018-present)
- Led 13 of his teams to postseason play, including nine NCAA Tournament bids, four Sweet 16s appearances and a trip to the 2003 Final Four.
- Produced 16 NBA players at Marquette (6), Indiana (8) and Georgia (2), including six who were on opening-day rosters for the 2021-22 season – OG Anunoby, Thomas Bryant, Victor Oladipo and Cody Zeller from IU and Nicolas Claxton and Anthony Evans from UGA.
- All told, those 16 NBA players have earned or are under contract to earn more than \$714 million.
- In 21 seasons, his teams have finished among the nation's top-25 squads statistically a combined 40 times in virtually every offensive and defensive statistic kept by the NCAA.
- Has coached 10 All-Americans and 40 all-conference performers.
- 56 of his four-year players at MU, IU and UGA have graduated, including six who earned their bachelor's degrees in less than four years and five who have secured master's degrees.
- AT GEORGIA**, the Bulldogs broke their all-time total attendance twice, topping the mark by more than 9,000 fans in 2018-19 and by over 15,000 in 2019-20.
- Georgia reached the 90-point scoring mark 15 times in 90 games during Crean's first three seasons...after doing so 15 times in 387 games (a span of 11-plus seasons dating back to 2006-07) prior to his arrival.
- Helped develop Nicolas Claxton from a freshman who averaged 3.9 ppg and 3.9 rpg in 2017-18 into the No. 31 overall pick of the 2019 NBA Draft.
- Inked a top-10 class in his first full recruiting cycle at UGA, headlined by Anthony Edwards, who became the No. 1 overall pick in the 2020 NBA Draft.
- AT INDIANA**, inherited a program with only one returning player, pending probation and scholarship restrictions due to poor academic performances.
- The Hoosiers went 28-66 in his first three seasons before putting together a 138-69 mark over the next six campaigns, including a pair of outright Big Ten Championships in 2013 and 2016.
- Was named National Coach of the Year by ESPN in 2012 and voted Big Ten Coach of the Year in 2016, the same season he was a finalist for Naismith Coach of the Year.
- AT MARQUETTE**, led the program to eight postseason appearances – the 2003 Final Four, four more NCAA Tournaments and three NITs.
- Recipient of the 2003 Clair Bee Award and was named Conference USA Coach of the Year in both 2002 and 2003, with Dwyane Wade earning C-USA Player of the Year honors in 2003 as well.
- IN 10 SEASONS PRIOR TO BECOMING A HEAD COACH**, was a member of the staffs at Michigan State, Western Kentucky and Pittsburgh. Those teams combined to win four regular-season and two conference tournament titles and also reached postseason play eight times (five NCAAs and three NITs).
- The season before assuming the reigns at Marquette, Crean helped Michigan State reach the 1999 Final Four and finish 33-5 overall.

**SEASON-BY-SEASON  
MARQUETTE.....190-96 (.664)**

SEASON	OVERALL	CONF.	POST
1999-00	15-14	8-8	NIT
2000-01	15-14	9-7	
2001-02	26-7	13-3	NCAA
2002-03	27-6	14-2 *	NCAA
2003-04	19-12	8-8	NIT
2004-05	19-12	7-9	NIT
2005-06	20-11	10-6	NCAA
2006-07	24-10	10-6	NCAA
2007-08	25-10	11-7	NCAA

**INDIANA:.....166-135 (.551)**

SEASON	OVERALL	CONF.	POST
2008-09	6-25	1-17	
2009-10	10-21	4-14	
2010-11	12-20	3-15	
2011-12	27-9	11-7	NCAA
2012-13	29-7	14-4 *	NCAA
2013-14	17-15	7-11	
2014-15	20-14	9-9	NCAA
2015-16	27-8	15-3 *	NCAA
2016-17	18-16	7-11	NIT

**GEORGIA:.....46-60 (.434)**

SEASON	OVERALL	CONF.	POST
2018-19	11-21	2-16	
2019-20	16-16	5-13	
2020-21	14-12	7-11	
2021-22	2-2		

**OVERALL:.....402-291 (.580)**

\* denotes conference regular-season titles.



**ASSISTANT COACH  
STEVE McCLAIN**

- Sports 29 seasons of collegiate experience, including 18 as head coach at UIC (2015-20) and Wyoming (1998-07).
- On Crean's staff at Indiana from 2010-15, with 2103 Big Ten title and three NCAAs.

- Led Hutchinson (Kansas) Community College to the 1994 NJCAA national title.



**ASSISTANT COACH  
WADE MASON**

- Assistant coach for five season at Stephen F. Austin from 2016-21, amassing a 104-46 record during that span including road wins at Duke, LSU and Baylor.

- On staff at Oral Roberts (2012-16) and Oklahoma (2011-12).

- New Orleans native on St. Augustine HS 1995 USA Today national champs.



**ASSISTANT COACH  
JOHN LINEHAN**

- The NCAA D-I career leader in steals (385) and the 2002 National Defensive Player of the Year at Providence.

- Played professionally for 12 seasons, primarily in France.

- Spent time on staffs at Temple, Drexel and Brown before

joining UGA staff in 2019.



**DIR. OF PLAYER DEVELOPMENT  
BRIAN FISH**

- More than three decades of coaching experience at Montana State (head coach from 2014-19) and on staffs at Oregon, Creighton, San Diego, TCU, Kansas State and Marshall.

- In 2009, named to Indiana Basketball Hall of Fame silver

anniversary team.



**DIR. OF RECRUITING & OPERATIONS  
J.D. POWELL**

- Arrived with 22 seasons of experience, almost exclusively in Charleston at College of Charleston (2014-21), The Citadel from 2010-14 and Charleston Southern from 2004-10.

- Helped Charleston go from winning nine games in 2014-15 to

92 Ws over the next four seasons, including an NCAA bid in 2018.




**ASSOC. TO THE H.C./DIR. OF STRATEGY  
DAVID GALE**

- Coached pro teams in Germany (2018-20) and Lithuania (2020-21) for three seasons before joining UGA staff.

- Worked within NBA for 11 seasons from 2007-18 – Clippers from 2007-11, Raptors from 2011-17 and 76ers in 2017-18.

- Helped lead Raptors 905 to 45-12 overall record and the 2017 D-League title.



**STRENGTH & CONDITIONING  
SEAN HAYES**

- 11th season at UGA after working for the Buffalo Bills from 06-10.

- One of two SEC MBB S&C leaders with Master of Strength & Conditioning honors from Collegiate S&C Coaches Association.



**ATHLETIC TRAINER  
LANCE SCHUEMANN**

- In fourth season at UGA after working five seasons at Wyoming.

- A student athletic trainer for Florida 2007 NCAA Champion team.

- Tabbed "best beard in SEC basketball" by UGA SID office.



**▶ 2021-22 OVERALL STATISTICS (5-11) (HOME: 5-6; ROAD: 0-3; NEUTRAL: 0-2)**

NO. PLAYER	G-GS	MP-Avg.	FG-FGA	Pct.	3FG-FGA	Pct.	FT-FTA	Pct.	OR	DR	Tot.-Avg.	PF-DQ	A	TO	B	S	Pts.-Avg
03 Kario Oquendo	16-16	455-28.4	81-167	.485	14-60	.233	45-65	.692	16	51	67-4.2	32-0	11	38	12	19	221-13.8
23 Braelen Bridges	16-16	432-27.0	73-117	.624	0-0	.000	46-66	.697	31	65	96-6.0	31-1	20	33	7	5	192-12.0
00 Jailyn Ingram	9-9	245-27.2	36-73	.493	6-23	.261	18-20	.900	8	46	54-6.0	25-2	19	25	2	7	96-10.7
10 Aaron Cook	15-15	490-32.7	56-149	.376	17-56	.304	25-35	.714	5	37	42-2.8	21-0	97	51	5	22	154-10.3
20 Noah Baumann	15-10	312-20.8	43-92	.467	32-71	.451	12-15	.800	5	46	51-3.4	13-0	11	6	6	3	130-8.7
01 Jabri Abdur-Rahim	16-3	303-18.9	35-98	.357	19-60	.317	35-47	.745	16	34	50-3.1	28-0	4	18	6	4	124-7.8
05 Christian Wright	16-5	348-21.8	27-77	.351	7-24	.292	29-36	.806	11	25	36-2.3	24-1	26	16	4	10	90-5.6
11 Jaxon Etter	15-6	369-24.6	24-59	.407	7-21	.333	22-30	.733	12	34	46-3.1	38-0	27	13	1	7	77-5.1
15 Dalen Ridgnal	12-0	88-7.3	7-24	.292	5-17	.294	6-8	.750	4	28	32-2.7	5-0	2	1	1	0	25-2.1
04 Tyron McMillan	14-0	112-8.0	6-17	.353	0-1	.000	7-10	.700	9	13	22-1.6	8-0	3	6	0	2	19-1.4
12 Josh Taylor	5-0	22-4.4	3-4	.750	0-0	.000	0-1	.000	1	3	4-0.8	1-0	0	2	0	2	6-1.2
02 Cam McDowell	1-0	14-14.0	0-3	.000	0-1	.000	1-2	.500	0	2	2-2.0	2-0	2	1	0	1	1-1.0
35 Tyrone Baker	3-0	10-3.3	1-4	.250	0-1	.000	0-1	.000	2	0	2-0.7	2-0	0	0	1	1	2-0.7
TM TEAM									32	22	54-3.4		11				
<b>Total</b>	<b>16</b>		<b>392-884</b>	<b>.443</b>	<b>107-335</b>	<b>.319</b>	<b>246-336</b>	<b>.732</b>	<b>152</b>	<b>406</b>	<b>558-34.9</b>	<b>230-4</b>	<b>222</b>	<b>221</b>	<b>45</b>	<b>83</b>	<b>1137-71.1</b>
<b>Opponents</b>	<b>16</b>		<b>457-992</b>	<b>.461</b>	<b>126-371</b>	<b>.340</b>	<b>163-229</b>	<b>.712</b>	<b>158</b>	<b>387</b>	<b>545-34.1</b>	<b>282-9</b>	<b>253</b>	<b>171</b>	<b>63</b>	<b>119</b>	<b>1203-75.2</b>

BY PERIOD	1st	2nd	1OT	2OT	Total	DEADBALL	REBOUNDS	TOTAL
Georgia	525	612	-	-	1137	Georgia	46	
Opponents	586	617	-	-	1203	Opponents	34	

**TEAM STATISTICS**

	UGA	OPP
<b>SCORING</b>	1137	1203
Points per game	71.1	75.2
Scoring margin	-4.1	-
<b>FIELD GOALS-ATT</b>	392-884	457-992
Field goal pct	.443	.461
<b>3 POINT FG-ATT</b>	107-335	126-371
3-point FG pct	.319	.340
3-pt FG made per game	6.7	7.9
<b>FREE THROWS-ATT</b>	246-336	163-229
Free throw pct	.732	.712
F-Throws made per game	15.4	10.2
<b>REBOUNDS</b>	558	545
Rebounds per game	34.9	34.1
Rebounding margin	+0.8	-
<b>ASSISTS</b>	222	253
Assists per game	13.9	15.8
<b>TURNOVERS</b>	221	171
Turnovers per game	13.8	10.7
Turnover margin	-3.1	-
Assist/turnover ratio	1.0	1.5
<b>STEALS</b>	83	119
Steals per game	5.2	7.4
<b>BLOCKS</b>	45	63
Blocks per game	2.8	3.9
<b>ATTENDANCE</b>	72508	35988
Home games-Avg/Game	11-6592	3-11996

**▶ 2021-22 SEC ONLY STATISTICS (0-3) (HOME: 0-1; ROAD: 0-2)**

NO. PLAYER	G-GS	MP-Avg.	FG-FGA	Pct.	3FG-FGA	Pct.	FT-FTA	Pct.	OR	DR	Tot.-Avg.	PF-DQ	A	TO	B	S	Pts.-Avg
03 Kario Oquendo	3-3	106-35.3	25-43	.581	3-12	.250	18-22	.818	3	15	18-6.0	7-0	0	11	2	3	71-23.7
20 Noah Baumann	3-3	97-32.3	16-32	.500	11-25	.440	5-6	.833	1	11	12-4.0	4-0	1	2	2	1	48-16.0
01 Jabri Abdur-Rahim	3-0	55-18.3	6-19	.316	2-9	.222	14-17	.824	8	5	13-4.3	5-0	0	6	2	1	28-9.3
10 Aaron Cook	3-3	101-33.7	9-26	.346	1-5	.200	8-8	1.000	0	7	7-2.3	3-0	15	12	2	4	27-9.0
23 Braelen Bridges	3-3	89-29.7	10-21	.476	0-0	.000	5-6	.833	8	12	20-6.7	4-0	6	6	1	0	25-8.3
11 Jaxon Etter	3-3	81-27.0	6-12	.500	3-4	.750	0-0	.000	3	6	9-3.0	8-0	7	0	0	2	15-5.0
05 Christian Wright	3-0	46-15.3	4-8	.500	1-2	.500	3-3	1.000	0	3	3-1.0	0-0	6	1	0	0	12-4.0
12 Josh Taylor	2-0	15-7.5	1-1	1.000	0-0	.000	0-0	.000	0	2	2-1.0	1-0	0	2	0	2	2-1.0
04 Tyron McMillan	2-0	10-5.0	0-0	.000	0-0	.000	0-0	.000	0	0	0-0.0	1-0	0	1	0	1	0-0.0
TM TEAM									2	4	6-2.0			3			
<b>Total</b>	<b>3</b>		<b>77-162</b>	<b>.475</b>	<b>21-57</b>	<b>.368</b>	<b>53-62</b>	<b>.855</b>	<b>25</b>	<b>65</b>	<b>90-30.0</b>	<b>33-0</b>	<b>35</b>	<b>44</b>	<b>9</b>	<b>14</b>	<b>228-76.0</b>
<b>Opponents</b>	<b>3</b>		<b>107-200</b>	<b>.535</b>	<b>22-56</b>	<b>.393</b>	<b>25-36</b>	<b>.694</b>	<b>33</b>	<b>64</b>	<b>97-32.3</b>	<b>49-0</b>	<b>57</b>	<b>29</b>	<b>18</b>	<b>27</b>	<b>261-87.0</b>

BY PERIOD	1st	2nd	1OT	2OT	Total	DEADBALL REBOUNDSTOTAL
Georgia	107	121	-	-	228	Georgia 7
Opponents	121	140	-	-	261	Opponents 4

**TEAM STATISTICS**

	UGA	OPP
SCORING	228	261
Points per game	76.0	87.0
Scoring margin	-11.0	-
FIELD GOALS-ATT	77-162	107-200
Field goal pct	.475	.535
3 POINT FG-ATT	21-57	22-56
3-point FG pct	.368	.393
3-pt FG made per game	7.0	7.3
FREE THROWS-ATT	53-62	25-36
Free throw pct	.855	.694
F-Throws made per game	17.7	8.3
REBOUNDS	90	97
Rebounds per game	30.0	32.3
Rebounding margin	-2.3	-
ASSISTS	35	57
Assists per game	11.7	19.0
TURNOVERS	44	29
Turnovers per game	14.7	9.7
Turnover margin	-5.0	-
Assist/turnover ratio	0.8	2.0
STEALS	14	27
Steals per game	4.7	9.0
BLOCKS	9	18
Blocks per game	3.0	6.0
ATTENDANCE	5556	25316
Home games-Avg/Game	1-5556	2-12658

**▶ 2021-22 GAME-BY-GAME RESULTS/SCHEDULE**

DATE	OPPONENT	SCORE	POINTS	REBOUNDS	ASSISTS	BLOCKS	STEALS
10/24	EXH. - at Charlotte	L 65-76	19-Ingram	6-Etter, Ingram	4-Cook	1-Three players	2-Ingram
11/5	EXH. - Morehouse	W 64-49	12-Bridges, Oquendo	11-Ingram	4-Bridges, Ingram	3-Bridges	2-Etter, Wright
11/9	Florida International	W 58-51	10-Cook	8-Bridges	8-Cook	1-Baumann, Oquendo	3-Cook
11/13	at Cincinnati	L 68-73	24-Bridges	8-Bridges	10-Cook	2-Abdur-Rahim, Wright	1-Three Players
11/16	S.C. State	W 76-60	22-Cook	8-Bridges	7-Cook	1-Baker, Oquendo	4-Oquendo
11/19	Ga. Tech	L 78-88	18-Cook	6-Ingram	6 Cook	1-Oquendo	1-Four Players
11/22	& vs. Virginia	L 55-65	14-Bridges	12-Ingram	8-Cook	1-Abdur-Rahim	1-Three Players
11/23	& vs. Northwestern	L 62-78	12-Bridges, Oquendo	9-Ingram	6-Cook	1-Five Players	1-Four Players
11/28	Wofford	L 65-68	20-Abdur-Rahim	5-McMillan	5-Wright	3-Oquendo	2-Cook
12/1	No. 18/19 Memphis	W 82-79	24-Oquendo	6-Ingram, Wright	3-Three Players	1-Bridges, Oquendo	2-Oquendo
12/7	Jacksonville	W 69-58	14-Bridges	6-Oquendo	5-Cook	1-Three Players	3-Oquendo
12/18	George Mason	L 67-80	13-Bridges	7-Bridges, Ridgnal	5-Cook	1-Bridges	2-Cook
12/20	Western Carolina	W 85-79	21-Oquendo	11-Baumann	12-Cook	2-Baumann	1-Cook, Oquendo
12/22	East Tennessee State	L 84-86	25-Baumann	7-Baumann	6-Cook	1-Three Players	2-Cook, Oquendo
12/29	Gardner-Webb	L 60-77	17-Bridges	7-Bridges	5-Cook	1-Three Players	1-Five Players
1/4	* Texas A&M	L 79-81	21-Oquendo	7-Bridges	6-Cook	1-Five Players	3-Cook
1/8	* at 16/13 Kentucky	L 77-92	22-Oquendo	7-Oquendo	5-Cook	1-Abdur-Rahim, Oquendo	1-Three Players
1/12	* at Mississippi State	L 72-88	28-Oquendo	7-Bridges	4-Cook	1-Baumann, Cook	2-Oquendo, Taylor
1/15	* Vanderbilt	6:00					
1/19	* at Auburn	9:00					
1/22	* at South Carolina	3:30					
1/25	* Alabama	6:30					
1/29	* at Vanderbilt	6:00					
2/2	* Arkansas	7:00					
2/5	* Auburn	1:00					
2/9	* at Florida	6:30					
2/12	* South Carolina	1:00					
2/16	* at LSU	7:00					
2/19	* Ole Miss	1:00					
2/22	* at Texas A&M	7:00					
2/26	* Florida	12:00/4:00					
3/1	* Tennessee	6:30					
3/5	* at Missouri	3:30					

3/9-13 SEC Tournament (Amalie Arena in Tampa, Fla.)

& Legends Classic (Prudential Center in Newark, N.J.)

\* SEC games

**▶ 2021-22 INDIVIDUAL SINGLE-GAME SUPERLATIVES**

<b>GEORGIA</b>	<b>CATEGORY</b>	<b>OPPONENT</b>
28 Kario Oquendo vs. Miss. St.	<b>POINTS</b>	37 Michael DeVoe (Ga. Tech)
12 Jailyn Ingram vs. Virginia	<b>REBOUNDS</b>	17 Oscar Tshiebwe (Kentucky)
11 Braelen Bridges vs. Cincinnati	<b>FIELD GOALS</b>	14 Michael DeVoe (Ga. Tech)
17 Kario Oquendo vs. Miss. St.	<b>FIELD GOAL ATTEMPTS</b>	21 Boo Buie (Northwestern)
.857 Jabri Abdur-Rahim (6x7) vs. Wofford	<b>FIELD GOAL PERCENTAGE</b>	.833 Sam Godwin (5x6) (Wofford)
7 Noah Baumann vs. ETSU	<b>3-POINT GOALS</b>	5 Davion Mintz (Kentucky) 5 Jordan King (ETSU) 5 Omar Croskey (S.C. State)
10 Noah Baumann vs. Miss. St., Texas A&M	<b>3-POINT GOAL ATTEMPTS</b>	12 Boo Buie (Northwestern)
.800 Jabri Abdur-Rahim (4x5) vs. Wofford	<b>3-POINT GOAL PERCENTAGE</b>	.800 Michael DeVoe (4x5) (Ga. Tech)
8 Kario Oquendo vs. Miss. St.	<b>FREE THROWS</b>	7 Henry Coleman III (Texas A&M) 7 Max Klesmit (Wofford)
11 Kario Oquendo vs. Miss. St.	<b>FREE THROW ATTEMPTS</b>	10 Henry Coleman III (Texas A&M)
100.0 Kario Oquendo (7x7) vs. Kentucky, W. Carolina 100.0 Jailyn Ingram (5x5) vs. Northwestern 100.0 Jaxon Etter (4x4) vs. FIU	<b>FREE THROW PERCENTAGE</b>	100.0 Lance Terry (7X7) (Gardner-Webb) 100.0 Max Klesmit (7x7) (Wofford) 100.0 Ryan Young (5x5) (Northwestern) 100.0 Armaan Franklin (6x6) (Virginia)
12 Aaron Cook vs. W. Carolina	<b>ASSISTS</b>	17 TyTy Washington Jr. (Kentucky)
3 Kario Oquendo vs. Wofford	<b>BLOCKS</b>	6 Josh Oduro (George Mason)
4 Kario Oquendo vs. S.C. State	<b>STEALS</b>	3 11 Players, most recent Cameron Matthews (Miss. St.)
38 Christian Wright vs. Memphis	<b>MINUTES</b>	39 Oscar Tshiebwe (Kentucky)

**▶ 2021-22 TEAM SINGLE-GAME SUPERLATIVES**

<b>UGA HIGH</b>	<b>UGA LOW</b>	<b>CATEGORY</b>	<b>OPP HIGH</b>	<b>OPP LOW</b>
85 W. Carolina	55 Virginia	<b>POINTS</b>	92 Kentucky	51 FIU
45 S.C. State	22 FIU	<b>1ST HALF POINTS</b>	48 ETSU	24 Jacksonville
50 W. Carolina, Memphis	21 Virginia	<b>2ND HALF POINTS</b>	53 Miss. St.	24 FIU
48 W. Carolina	25 Kentucky	<b>REBOUNDS</b>	40 Cincinnati	29 Wofford, Virginia
29 Texas A&M, W. Carolina, Ga. Tech	20 G. Mason, Virginia, FIU	<b>FGs</b>	40 Kentucky	20 FIU
65 W. Carolina	46 Wofford	<b>FGAs</b>	74 W. Carolina	53 Virginia
.543 Wofford (25x46)	.339 G. Mason (20x59)	<b>FG Pct.</b>	.607 Ga. Tech (34x56)	.339 Jacksonville (21x62)
14 ETSU	3 Gardner-Webb, Virginia, FIU	<b>3-FGs</b>	13 ETSU	4 Cincinnati
34 ETSU	14 Cincinnati	<b>3-FGAs</b>	46 W. Carolina	15 Kentucky, Ga. Tech
.500 Cincinnati (7x14)	.143 Virginia (3x21)	<b>3-FG PCT.</b>	.533 Ga. Tech (8x15)	.200 Cincinnati (4x20)
27 Memphis	9 Cincinnati	<b>FTs</b>	18 Virginia	2 FIU
35 Memphis	12 Wofford	<b>FTAs</b>	25 Virginia	4 FIU
.905 Kentucky (19x21)	.500 Ga. Tech (12x24)	<b>FT Pct.</b>	100.0 Gardner-Webb (12x12) 100.0 Northwestern (13x13)	.278 ETSU (5x18)
20 W. Carolina	8 Miss. St.	<b>ASSISTS</b>	23 Kentucky, G. Mason	10 Virginia
19 Wofford	9 W. Carolina	<b>TURNOVERS</b>	18 S.C. State	4 Virginia
5 Texas A&M, Northwestern, Cincinnati	1 G. Mason, Virginia, Ga. Tech	<b>BLOCKS</b>	10 Miss. St.	0 ETSU, Jacksonville, Northwestern
13 S.C. State	2 W. Carolina	<b>STEALS</b>	12 Texas A&M	4 G. Mason, S.C. State
21 Wofford	7 W. Carolina	<b>PERSONAL FOULS</b>	24 Memphis, Ga. Tech	9 Cincinnati

# 1

**Georgia 58,  
Florida International 51**  
11/19/21 • Athens, Ga.

## FLORIDA INTERNATIONAL (0-1)

Player	FGs	3FGs	FTs	Rb	Pf	Pts	A	T	B	S	MP
Brewer	5-14	2-5	2-2	2	2	14	5	1	0	1	35
Banks	3-4	1-1	0-0	7	3	7	2	4	0	3	31
Lovett	2-10	2-10	0-0	7	2	6	1	5	1	2	31
Brown	2-8	0-2	0-2	4	0	4	0	0	3	1	17
Pinkney	0-0	0-0	0-0	4	5	0	0	1	2	1	12
Jones	5-13	3-5	0-0	3	0	13	3	0	0	1	25
Hawkins	0-0	0-0	0-0	1	0	0	0	1	0	0	4
Smart	2-6	1-2	0-0	2	2	5	1	1	0	0	14
Hart	0-2	0-1	0-0	0	2	0	0	2	0	0	11
Wilcox	1-2	0-1	0-0	3	1	2	0	1	0	0	14
Krivokapic	0-0	0-0	0-0	0	0	0	0	0	0	0	6
TEAM				3							
<b>Totals</b>	<b>20-59</b>	<b>9-27</b>	<b>2-4</b>	<b>36</b>	<b>17</b>	<b>51</b>	<b>12</b>	<b>16</b>	<b>6</b>	<b>9</b>	<b>200</b>

## GEORGIA (1-0)

Player	FGs	3FGs	FTs	Rb	Pf	Pts	A	T	B	S	MP
Ingram	3-7	0-1	0-0	7	2	6	2	2	0	1	24
Abdur-Rahim	0-5	0-3	2-2	3	1	2	0	3	0	1	16
Oquendo	3-6	0-1	3-7	4	1	9	0	3	1	0	25
Cook	3-12	1-3	3-4	6	0	10	8	4	0	3	34
Bridges	4-8	0-0	1-2	8	1	9	2	1	0	1	31
McMillan	0-1	0-0	2-2	2	0	2	0	1	0	0	2
Wright	3-6	1-1	0-0	3	3	7	0	1	0	1	19
Etter	2-6	1-3	4-4	3	1	9	1	0	0	1	28
Baumann	2-5	0-2	0-0	5	0	4	0	0	1	0	17
Baker	0-1	0-1	0-0	1	0	0	0	0	0	1	4
TEAM				4							
<b>Totals</b>	<b>20-57</b>	<b>3-15</b>	<b>15-21</b>	<b>46</b>	<b>9</b>	<b>58</b>	<b>13</b>	<b>15</b>	<b>2</b>	<b>9</b>	<b>200</b>

Score by Periods	1st	2nd	Tot.	Deadball	Rebs.	Tot.
FIU	27	24	51	FIU		1
Georgia	22	36	58	Georgia		1

Officials: Erroll Lewis, K.B. Burdett, Jr., Anthony Jordan. Attendance: 6023.

	FIU	UGA
Points off turnovers	15	16
Points in the paint	22	30
2nd chance points	2	17
Bench points	20	22

# 2

**Cincinnati 73,  
Georgia 68**  
11/13/21 • Cincinnati, Ohio

## GEORGIA (1-1)

Player	FGs	3FGs	FTs	Rb	Pf	Pts	A	T	B	S	MP
Ingram	5-8	1-3	2-2	2	1	13	4	1	1	1	34
Oquendo	0-3	0-0	0-0	3	2	0	0	2	0	0	26
Cook	3-8	1-1	3-6	1	3	10	10	5	0	0	30
Baumann	3-5	3-4	0-0	0	2	9	1	1	0	0	18
Bridges	11-15	0-0	2-4	8	2	24	0	2	0	1	32
Abdur-Rahim	1-4	0-2	2-2	3	2	4	0	0	2	0	18
McMillan	0-0	0-0	0-0	0	0	0	0	0	0	0	2
Wright	1-5	0-1	0-0	1	1	2	2	0	2	1	14
Etter	1-5	1-2	0-0	3	4	3	1	2	0	0	19
Ridgnal	1-1	1-1	0-0	5	1	3	0	0	0	0	7
TEAM				5							
<b>Totals</b>	<b>26-54</b>	<b>7-14</b>	<b>9-14</b>	<b>31</b>	<b>18</b>	<b>68</b>	<b>18</b>	<b>13</b>	<b>5</b>	<b>3</b>	<b>200</b>

## CINCINNATI (2-0)

Player	FGs	3FGs	FTs	Rb	Pf	Pts	A	T	B	S	MP
Ado	2-2	0-0	0-0	2	1	4	2	2	1	1	15
DeJulius	3-11	1-2	3-5	1	0	10	0	0	0	1	25
Newman	4-11	0-3	1-2	6	1	9	0	0	0	1	27
Adams-Woods	4-10	1-4	2-2	2	1	11	5	1	1	0	28
Davenport	4-8	0-3	3-4	7	1	11	2	1	0	1	26
Saunders	2-9	0-1	0-2	2	1	4	4	1	0	2	23
Koval	1-3	1-2	0-0	7	0	3	0	0	1	0	12
Lakhin	4-6	0-1	1-1	2	0	9	2	0	2	1	15
Hensley	0-1	0-1	0-0	0	0	0	0	0	0	0	3
Oguama	2-4	0-0	1-2	5	1	5	0	0	0	0	12
Madson	2-5	1-3	2-2	3	3	7	0	2	0	1	14
TEAM				3							
<b>Totals</b>	<b>28-70</b>	<b>4-20</b>	<b>13-20</b>	<b>40</b>	<b>9</b>	<b>73</b>	<b>15</b>	<b>7</b>	<b>5</b>	<b>8</b>	<b>200</b>

Score by Periods	1st	2nd	Tot.	Deadball	Rebs.	Tot.
Georgia	26	42	68	Georgia		6
Cincinnati	35	38	73	Cincinnati		7

Officials: Wil Howard, Owen Shortt, Terry Wymer. Attendance: 10,672.

	UGA	UC
Points in the paint	38	48
Points off turnovers	9	19
2nd chance points	2	14
Bench points	12	28

# 3

**Georgia 76,  
S.C. State 60**  
11/16/20 • Athens, Ga.

## S.C. STATE (0-5)

Player	FGs	3FGs	FTs	Rb	Pf	Pts	A	T	B	S	MP
Jones	4-10	1-2	0-0	2	2	9	2	7	0	1	34
Davis	2-5	0-0	0-0	9	1	4	0	3	2	0	33
Williams	2-5	0-0	1-2	5	3	5	1	1	1	0	27
Croskey	6-11	5-9	2-2	4	3	19	0	3	0	0	34
Madlock	3-8	0-2	0-0	1	4	6	5	2	0	1	23
Lawrence	3-4	1-2	0-0	1	2	7	0	3	0	1	7
Gary	3-8	0-3	0-0	1	2	6	3	0	0	0	21
Oliver-Hampton	0-2	0-1	2-2	7	2	2	0	1	0	1	13
Brown	1-2	0-0	0-0	0	0	2	0	1	0	0	8
TEAM				3							
<b>Totals</b>	<b>24-55</b>	<b>7-19</b>	<b>5-6</b>	<b>33</b>	<b>19</b>	<b>60</b>	<b>11</b>	<b>18</b>	<b>3</b>	<b>4</b>	<b>200</b>

## GEORGIA (2-1)

Player	FGs	3FGs	FTs	Rb	Pf	Pts	A	T	B	S	MP
Ingram	2-5	0-1	1-2	6	2	5	3	1	0	1	27
Oquendo	7-13	2-5	1-3	4	1	17	1	0	1	4	30
Cook	8-11	3-5	3-4	3	0	22	7	3	0	3	36
Baumann	2-9	2-7	0-0	3	1	6	1	0	0	0	19
Bridges	5-7	0-0	5-8	8	0	15	1	3	0	1	27
Abdur-Rahim	1-7	0-2	0-0	4	1	2	0	2	0	0	19
Wright	1-3	0-1	3-4	1	1	5	1	0	0	3	18
Etter	2-4	0-0	0-0	2	3	4	2	0	0	1	20
Ridgnal	0-1	0-1	0-0	0	0	0	0	0	0	0	2
Baker	0-1	0-0	0-0	1	2	0	0	0	1	0	2
TEAM				4							
<b>Totals</b>	<b>28-61</b>	<b>7-22</b>	<b>13-21</b>	<b>36</b>	<b>11</b>	<b>76</b>	<b>16</b>	<b>10</b>	<b>2</b>	<b>13</b>	<b>200</b>

Score by Periods	1st	2nd	Tot.	Deadball	Rebs.	Tot.
S.C. State	35	25	60	S.C. State		0
Georgia	45	31	76	Georgia		4

Officials: Gerry Pollard, Rob Rorke, Joe Lindsay. Attendance: 6021.

	SCSU	UGA
Points in the paint	22	40
Points off turnovers	7	22
2nd chance points	5	5
Bench points	17	11

# 4

**Georgia Tech 88,  
Georgia 78**  
11/19/21 • Athens, Ga.

## GEORGIA TECH (3-1)

Player	FGs	3FGs	FTs	Rb	Pf	Pts	A	T	B	S	MP
Devoe	14-18	4-5	5-6	7	4	37	5	4	0	2	37
Sturdivant	1-4	0-1	2-5	2	0	4	2	1	0	2	15
Usher	9-14	1-3	2-2	4	3	21	2	2	2	1	36
Moore	0-0	0-0	2-2	5	4	2	0	2	0	0	20
Howard	4-8	0-0	0-0	7	5	8	4	1	1	1	26
Gigiberia	0-0	0-0	0-0	1	0	0	0	1	0	0	6
Smith	3-6	1-2	0-0	3	4	7	4	2	0	2	22
Coleman	2-4	1-2	0-0	2	2	5	0	0	0	0	24
Kelly	1-2	1-2	1-2	2	2	4	0	1	1	0	14
TEAM				2							
<b>Totals</b>	<b>34-56</b>	<b>8-15</b>	<b>12-17</b>	<b>35</b>	<b>24</b>	<b>88</b>	<b>17</b>	<b>15</b>	<b>4</b>	<b>8</b>	<b>200</b>

## GEORGIA (2-2)

Player	FGs	3FGs	FTs	Rb	Pf	Pts	A	T	B	S	MP
Ingram	7-10	0-0	3-3	6	5	17	2	5	0	1	21
Oquendo	3-10	0-4	0-2	1	3	6	3	2	1	1	30
Cook	6-13	4-6	2-4	2	2	18	6	4	0	0	29
Baumann	2-4	1-3	0-0	0	5	1	0	0	0	0	10
Bridges	4-6	0-0	1-3	2	2	9	3	2	0	0	26
Abdur-Rahim	3-3	2-2	2-4	3	3	10	0	0	0	1	22
McMillan	1-3	0-0	0-0	1	0	2	0	0	0	0	5
Wright	2-4	0-0	1-1	3	1	5	1	0	0	0	25
Etter	1-3	1-1	3-7	3	3	6	0	1	0	1	27
Ridgnal	0-1	0-1	0-0	1	0	0	0	0	0	0	5
TEAM				4							
<b>Totals</b>	<b>29-57</b>	<b>8-17</b>	<b>12-24</b>	<b>26</b>	<b>19</b>	<b>78</b>	<b>16</b>	<b>14</b>	<b>1</b>	<b>4</b>	<b>200</b>

Score by Periods	1st	2nd	Tot.	Deadball	Rebs.	Tot.
Ga. Tech	41	47	88	Ga. Tech		2
Georgia	36	42	78	Georgia		4

Officials: Tony Greene, Chuck Jones, William Covington. Attendance: 9057.

	GT	UGA
Points in the paint	42	42
Points off turnovers	17	14
2nd chance points	8	9

# 7

## Wofford 68, Georgia 65

11/28/21 • Athens, Ga.

### WOFFORD (5-2)

Player	FGs	3FGs	FTs	Rb	Pf	Pts	A	T	B	S	MP
Klesmit	5-14	0-7	7-7	3	3	17	1	0	0	0	29
Bigelow	1-8	1-6	0-0	7	2	3	3	1	0	3	23
Larson	3-5	3-5	2-2	3	1	11	3	3	0	0	36
Godwin	5-6	0-0	0-0	2	4	10	1	1	0	2	15
Mack	6-12	1-1	3-5	4	2	16	2	3	0	1	30
L. Turner	1-3	1-3	0-0	2	1	3	2	0	0	0	9
K. Turner	0-0	0-0	0-0	0	0	0	0	0	0	0	2
Safford	1-7	0-4	0-0	3	2	2	0	0	1	1	31
Patterson	1-4	1-3	3-3	3	0	6	1	0	0	1	25
TEAM											2
<b>Totals</b>	<b>23-59</b>	<b>7-29</b>	<b>15-17</b>	<b>29</b>	<b>15</b>	<b>68</b>	<b>13</b>	<b>8</b>	<b>1</b>	<b>8</b>	<b>200</b>

### GEORGIA (2-5)

Player	FGs	3FGs	FTs	Rb	Pf	Pts	A	T	B	S	MP
Ingram	6-8	1-1	0-0	3	3	13	0	2	0	0	26
Oquendo	5-8	0-3	0-1	3	3	10	1	1	3	1	21
Wright	0-2	0-2	2-2	1	5	2	5	4	0	1	20
Cook	2-10	1-4	0-0	2	2	5	4	5	0	2	30
Bridges	3-4	0-0	1-1	4	2	7	0	3	0	0	21
Abdur-Rahim	6-7	4-5	4-5	4	0	20	0	2	0	0	18
McMillan	1-1	0-0	0-0	5	3	2	0	1	0	0	14
Etter	0-2	0-1	0-0	2	2	0	4	0	0	0	26
Taylor	2-2	0-0	0-1	1	0	4	0	0	0	0	3
Ridgnal	0-1	0-0	2-2	4	1	2	0	0	1	0	14
Baumann	0-1	0-1	0-0	1	0	0	0	0	0	0	7
TEAM											2
<b>Totals</b>	<b>25-46</b>	<b>6-17</b>	<b>9-12</b>	<b>32</b>	<b>21</b>	<b>65</b>	<b>14</b>	<b>19</b>	<b>4</b>	<b>4</b>	<b>200</b>

Score by Periods	1st	2nd	Tot.	Deadball Rebs.	Tot.
Wofford	32	36	68	Wofford	1
Georgia	33	32	65	Georgia	0

Officials: Courtney Green, Garrick Shannon, Mike Nance. Attendance: 6090.

	WC	UGA
Points off turnovers	22	13
Points in the paint	32	32
2nd chance points	3	11
Bench points	11	28

# 8

## Georgia 82, No. 18/19 Memphis 79

12/1/21 • Athens, Ga.

### MEMPHIS (5-2)

Player	FGs	3FGs	FTs	Rb	Pf	Pts	A	T	B	S	MP
Bates	5-11	0-3	1-1	2	4	11	1	2	1	0	26
Duren	5-7	0-0	0-0	5	5	10	1	1	3	3	26
Nolley	5-16	2-6	5-7	4	2	17	4	3	0	0	31
Quinones	3-8	3-7	3-4	5	2	12	5	0	1	33	
Williams	5-10	0-1	1-1	8	5	11	1	2	1	1	29
Timberlake	1-4	0-0	0-0	8	3	2	2	2	0	0	17
Lomax	5-6	2-2	2-2	0	2	14	1	1	0	3	27
Harris	0-1	0-1	2-2	0	1	2	0	0	0	1	5
Minott	0-0	0-0	0-0	0	0	0	0	0	0	0	1
Hardaway	0-0	0-0	0-0	0	0	0	0	0	0	0	5
TEAM											2
<b>Totals</b>	<b>29-63</b>	<b>7-20</b>	<b>14-17</b>	<b>34</b>	<b>24</b>	<b>79</b>	<b>15</b>	<b>11</b>	<b>5</b>	<b>9</b>	<b>200</b>

### GEORGIA (3-5)

Player	FGs	3FGs	FTs	Rb	Pf	Pts	A	T	B	S	MP
Ingram	3-9	1-3	3-4	6	2	10	3	5	0	0	36
Oquendo	9-13	2-6	4-5	4	0	24	0	2	1	2	36
Wright	5-12	1-2	6-7	6	1	17	3	1	0	1	38
Etter	0-1	0-1	4-4	3	4	4	3	4	0	0	21
Bridges	3-5	0-0	4-6	4	3	10	0	1	1	0	30
Abdur-Rahim	4-8	3-6	4-7	2	1	15	1	0	0	0	23
McMillan	0-0	0-0	0-0	0	2	0	1	0	0	0	8
Ridgnal	0-1	0-1	0-0	0	1	0	0	0	0	0	3
Baumann	0-1	0-1	2-2	1	1	2	0	0	0	0	5
TEAM											6
<b>Totals</b>	<b>24-50</b>	<b>7-20</b>	<b>27-35</b>	<b>32</b>	<b>15</b>	<b>82</b>	<b>11</b>	<b>13</b>	<b>2</b>	<b>3</b>	<b>200</b>

Score by Periods	1st	2nd	Tot.	Deadball Rebs.	Tot.
Memphis	34	45	79	Memphis	2
Georgia	32	50	82	Georgia	3

Officials: Michael Roberts, Patrick Evans, Don Daily. Attendance: 7147.

	UM	UGA
Points in the paint	38	32
Points off turnovers	16	18
2nd chance points	16	12
Bench points	18	17

# 9

## Georgia 69, Jacksonville 58

12/7/21 • Athens, Ga.

### JACKSONVILLE (4-3)

Player	FGs	3FGs	FTs	Rb	Pf	Pts	A	T	B	S	MP
Brown	2-8	0-0	1-2	8	3	5	1	4	0	1	32
Powell	0-3	0-2	2-2	3	0	2	1	1	0	1	17
Davis	2-11	0-1	2-2	3	1	6	0	1	0	0	29
Osifo	4-5	0-0	3-4	5	3	11	0	1	0	0	19
Pridgett	1-6	1-3	0-0	1	0	3	1	1	0	0	20
Bruner	3-8	2-5	0-0	1	2	8	4	2	0	1	18
Nolan	2-9	1-6	0-0	3	2	5	3	2	0	0	21
Marsh	6-10	0-0	3-5	10	4	15	3	4	0	1	28
Davis	1-2	1-1	0-0	4	4	3	2	0	0	2	16
TEAM											1
<b>Totals</b>	<b>21-62</b>	<b>5-18</b>	<b>11-15</b>	<b>38</b>	<b>19</b>	<b>58</b>	<b>15</b>	<b>17</b>	<b>0</b>	<b>6</b>	<b>200</b>

### GEORGIA (2-1)

Player	FGs	3FGs	FTs	Rb	Pf	Pts	A	T	B	S	MP
Ingram	5-11	0-4	2-2	3	2	12	2	2	1	2	22
Oquendo	2-9	0-3	3-4	6	2	7	2	6	1	3	23
Wright	2-4	1-2	0-0	1	2	5	0	1	0	1	28
Cook	3-5	1-3	2-2	5	1	9	5	4	0	2	36
Bridges	4-4	0-0	6-8	5	2	14	3	0	1	1	25
Abdur-Rahim	3-5	2-4	2-2	1	1	10	1	0	0	1	17
McMillan	0-0	0-0	1-2	1	0	1	0	0	0	0	6
Etter	3-4	0-1	2-2	3	1	8	0	2	0	0	25
Taylor	0-1	0-0	0-0	1	0	0	0	0	0	0	2
Ridgnal	0-1	0-1	0-2	1	0	0	1	0	0	0	4
Baumann	1-3	1-2	0-0	2	0	3	0	0	0	0	12
TEAM											1
<b>Totals</b>	<b>23-47</b>	<b>5-20</b>	<b>18-24</b>	<b>30</b>	<b>11</b>	<b>69</b>	<b>14</b>	<b>16</b>	<b>3</b>	<b>10</b>	<b>200</b>

Score by Periods	1st	2nd	Tot.	Deadball Rebs.	Tot.
Jacksonville	24	34	58	Jacksonville	4
Georgia	32	37	69	Georgia	3

Officials: Todd Austin, Bart Lenox, Terry Wymer. Attendance: 6017.

	JU	UGA
Points in the paint	26	28
Points off turnovers	9	15
2nd chance points	9	2
Bench points	31	22

# 10

## George Mason 80, Georgia 67

12/18/21 • Athens, Ga.

### GEORGE MASON (6-5)

Player	FGs	3FGs	FTs	Rb	Pf	Pts	A	T	B	S	MP
Cooper	4-9	2-5	0-0	2	2	10	6	1	0	0	33
Johnson	0-3	0-2	6-8	7	3	6	9	3	0	0	33
Gaines	5-7	2-4	1-2	3	5	13	1	1	0	1	19
Oduro	7-14	0-1	6-8	11	3	20	2	1	6	0	35
Schwartz	8-14	5-10	0-0	5	2	21	3	2	0	2	38
Poilte	2-2	0-0	0-0	1	1	4	1	0	0	0	15
Frazier	0-1	0-1	0-0	2	0	0	0	1	0	0	5
Hartwell	2-3	2-3	0-0	0	6	1	0	0	1	1	15
Jones	0-0	0-0	0-0	0	0	0	0	0	1	0	2
Henry	0-1	0-0	0-0	0	1	0	0	0	0	0	5
TEAM											5
<b>Totals</b>	<b>28-54</b>	<b>11-26</b>	<b>13-18</b>	<b>31</b>	<b>17</b>	<b>80</b>	<b>23</b>	<b>9</b>	<b>7</b>	<b>4</b>	<b>200</b>

### GEORGIA (4-6)

Player	FGs	3FGs	FTs	Rb	Pf	Pts	A	T	B	S	MP
Oquendo	3-12	0-4	2-3	5	3	8	0	2	0	0	28
Wright	1-7	0-2	5-6	4	4	7	0	1	0	0	21
Cook	2-10	0-4	0-0	1	2	4	5	1	0	2	33
Baumann	3-6	3-5	2-3	3	1	11	1	0	0	1	21
Bridges	3-4	0-0	7-9	7	3	13	3	4	1	0	29
Abdur-Rahim	3-9	3-9	0-0	1	2	9	1	2	0	0	22
McMillan	0-0	0-0	0-0	0	0	0	0	0	0	0	7
Etter	3-5	1-2	2-2	5	2	9	3	2	0	1	22
Ridgnal	2-6	2-3	0-0	7	1	6	0	0	0	0	17
TEAM											5
<b>Totals</b>	<b>20-59</b>	<b>9-29</b>	<b>18-23</b>	<b>38</b>	<b>18</b>	<b>67</b>	<b>13</b>	<b>12</b>	<b>1</b>	<b>4</b>	<b>200</b>

Score by Periods	1st	2nd	Tot.	Deadball Rebs.	Tot.
G. Mason	38	42	80	G. Mason	3
Georgia	30	37	67	Georgia	3

Officials: Gerald Williams, Wil Howard, Don Daily. Attendance: 6432.

	GMU	UGA
Points in the paint	32	22
Points off turnovers	8	11
2nd chance points	2	7
Bench points	10	24

# 11

## Georgia 85, Western Carolina 79

12

Gardner-Webb 77, Georgia 60  
12/29/21 • Athens, Ga.

GARDNER-WEBB (6-7)

Player	FGs	3FGs	FTs	Rb	Pf	Pts	A	T	B	S	MP
Terry	3-10	1-5	7-7	1	0	14	1	1	1	1	34
Sears	5-9	2-5	2-2	1	2	14	5	3	0	0	29
Reid	5-7	0-0	1-1	5	3	11	0	1	1	1	16
Williams	7-12	0-2	0-0	7	2	14	1	3	1	3	34
Dufeal	1-3	0-1	2-2	11	5	4	6	2	1	1	29
Soumaoro	0-2	0-2	0-0	1	0	0	2	0	0	0	10
D. Williams	3-6	3-4	0-0	2	1	9	1	2	0	0	18
L. Williams	1-1	0-0	0-0	1	0	2	0	0	0	0	6
Selden	4-9	1-3	0-0	3	3	9	0	1	0	0	24
TEAM				3							
Totals	29-59	7-22	12-12	35	16	77	16	13	4	6	200

GEORGIA (5-8)

Player	FGs	3FGs	FTs	Rb	Pf	Pts	A	T	B	S	MP
Oquendo	4-11	0-3	4-6	5	2	12	0	2	1	1	28
Wright	3-9	0-2	1-2	1	3	7	3	3	0	1	30
Cook	2-10	0-5	1-2	3	1	5	5	3	1	1	28
Baumann	4-7	2-5	1-1	5	2	11	1	1	0	0	36
Bridges	7-13	0-0	3-4	7	0	17	0	0	1	1	28
Abdur-Rahim	1-2	1-2	2-2	4	4	5	0	1	0	0	16
McDowell	0-3	0-1	1-2	2	2	1	2	1	0	1	14
McMillan	0-1	0-0	0-0	3	2	0	0	0	0	0	7
Taylor	0-0	0-0	0-0	0	0	0	0	0	0	0	2
Ridginal	0-1	0-1	0-0	1	0	0	0	1	0	0	7
Baker	1-2	0-0	0-1	0	0	2	0	0	0	0	4
TEAM				3							
Totals	22-59	3-19	13-20	34	16	60	11	13	3	5	200

Score by Periods	1st	2nd	Tot.	Deadball Rebs.	Tot.
Gardner-Webb	44	33	77	Gardner-Webb	0
Georgia	31	29	60	Georgia	5

Officials: Josue Nieves, Wil Howard, K.B. Burdett, Jr. Attendance: 6476.

	GWU	UGA
Points off turnovers	40	34
Points in the paint	17	12
2nd chance points	12	4
Bench points	20	8

15

Mississippi State 88, Georgia 72  
1/12/22 • Starkville, Miss.

GEORGIA (5-11, 0-3)

Player	FGs	3FGs	FTs	Rb	Pf	Pts	A	T	B	S	MP
Oquendo	9-17	2-5	8-11	6	2	28	0	6	0	2	36
Cook	1-7	0-1	2-2	6	1	4	4	5	1	0	34
Etter	2-2	1-1	0-0	3	4	5	0	0	0	0	24
Baumann	5-12	3-10	2-2	5	0	15	0	0	1	0	31
Bridges	1-5	0-0	1-2	7	2	3	2	1	0	0	26
Abdur-Rahim	4-10	0-3	5-6	5	4	13	0	0	0	0	20
Wright	1-2	0-0	2-2	0	0	4	2	0	0	0	17
Taylor	0-0	0-0	0-0	2	1	0	0	2	0	2	12
TEAM				3							
Totals	23-55	6-20	20-25	37	14	72	8	15	2	4	200

MISSISSIPPI STATE (11-4, 2-1)

Player	FGs	3FGs	FTs	Rb	Pf	Pts	A	T	B	S	MP
Molinar	11-18	1-2	5-6	3	2	28	7	1	1	2	34
Moore	3-10	2-6	0-0	2	2	8	2	1	0	2	29
Matthews	5-6	0-1	0-1	4	3	10	4	0	2	3	29
Brooks	2-7	0-2	0-1	4	2	4	1	0	4	0	26
Jeffries	3-7	1-3	0-1	5	4	7	5	1	3	0	28
Watts	3-7	1-4	0-0	1	1	7	0	0	0	0	12
Davis	5-7	0-0	2-3	6	3	12	1	1	0	2	19
Carter	1-3	0-0	0-0	3	0	2	0	0	0	0	4
Garcia	4-4	0-0	2-3	4	0	10	1	3	0	0	13
Fountain	0-1	0-0	0-0	1	1	0	0	1	0	0	6
Stansbury	0-0	0-0	0-0	0	0	0	0	0	0	0	0+
TEAM				2							
Totals	37-70	5-18	9-15	35	18	88	21	8	10	9	200

Score by Periods	1st	2nd	Tot.	Deadball Rebs.	Tot.
Georgia	36	36	72	Georgia	3
Miss. State	35	53	88	Miss. State	1

Officials: K.B. Burdett, Jr., Tony Greene, Doug Shows. Attendance: 5,974.

	UGA	MSU
Points in the paint	28	58
Points off turnovers	12	20
2nd chance points	16	22
Bench points	17	31

13

Texas A&M 81, Georgia 79  
1/4/22 • Athens, Ga.

TEXAS A&M (12-2, 1-0)

Player	FGs	3FGs	FTs	Rb	Pf	Pts	A	T	B	S	MP
Williams	7-12	4-7	0-0	3	2	18	5	5	0	3	30
Henderson	1-2	0-0	0-0	2	0	2	1	0	3	1	17
Coleman	8-11	0-0	7-10	7	4	23	2	1	1	3	31
Gordon	3-6	1-3	0-0	2	2	7	0	3	0	2	29
Radford	3-6	0-1	2-2	3	1	8	2	1	1	0	24
Cash	1-2	0-0	0-0	7	3	2	0	0	0	1	18
Jackson	3-8	2-4	0-0	3	2	8	1	3	0	0	22
Taylor	3-10	3-6	1-2	2	0	10	2	1	0	2	14
Diarra	1-3	1-2	0-0	0	1	3	0	0	0	0	12
Obaseki	0-0	0-0	0-0	1	0	0	0	0	0	0	3
TEAM				1							
Totals	30-60	11-23	10-14	31	15	81	13	14	5	12	200

GEORGIA (5-9, 0-1)

Player	FGs	3FGs	FTs	Rb	Pf	Pts	A	T	B	S	MP
Oquendo	9-12	0-2	3-4	5	3	21	0	3	1	1	36
Cook	2-5	0-1	2-2	0	1	6	6	3	1	3	31
Etter	3-8	1-2	0-0	4	1	7	4	0	0	1	31
Baumann	7-14	5-10	0-0	4	2	19	0	1	1	0	34
Bridges	5-8	0-0	2-2	7	1	12	3	4	1	0	29
Abdur-Rahim	1-6	1-4	6-7	5	0	9	0	3	1	1	19
McMillan	0-0	0-0	0-0	0	1	0	0	1	0	1	7
Wright	2-3	0-1	1-1	2	0	5	2	0	0	0	13
TEAM				1							
Totals	29-56	7-20	14-16	28	9	79	15	16	5	7	200

Score by Periods	1st	2nd	Tot.	Deadball Rebs.	Tot.
Texas A&M	46	35	81	Texas A&M	2
Georgia	34	45	79	Georgia	2

Officials: Olandis Poole, Don Daily, Doug Shows. Attendance: 5,556.

	TAMU	UGA
Points in the paint	30	40
Points off turnovers	25	12
2nd chance points	15	11
Bench points	23	14

14

No. 13/16 Kentucky 92, Georgia 77  
1/8/22 • Lexington, Ky.

GEORGIA (5-10, 0-2)

Player	FGs	3FGs	FTs	Rb	Pf	Pts	A	T	B	S	MP
Oquendo	7-14	1-5	7-7	7	2	22	0	2	1	0	34
Cook	6-14	1-3	4-4	1	1	17	5	4	0	1	36
Etter	1-2	1-1	0-0	2	3	3	3	0	0	1	26
Baumann	4-6	3-5	3-4	3	2	14	1	1	0	1	32
Bridges	4-8	0-0	2-2	6	1	10	1	1	0	0	34
Abdur-Rahim	1-3	1-2	3-4	3	1	6	0	3	1	0	16
McMillan	0-0	0-0	0-0	0	0	0	0	0	0	0	3
Wright	1-3	1-1	0-0	1	0	3	2	1	0	0	16
Taylor	1-1	0-0	0-0	0	0	2	0	0	0	0	3
TEAM				2							
Totals	25-51	8-17	19-21	25	10	77	12	13	2	3	200

KENTUCKY (12-3, 2-1)

Player	FGs	3FGs	FTs	Rb	Pf	Pts	A	T	B	S	MP
Toppin	1-4	0-0	0-0	2	0	2	0	1	0	0	17
Washington	8-13	0-1	1-1	5	2	17	17	2	0	2	37
Brooks	6-8	0-0	2-2	2	2	14	1	0	1	0	30
Grady	4-13	1-7	0-0	2	2	9	1	2	0	2	39
Tshiebwe	13-20	0-0	3-4	17	4	29	1	0	2	1	39
Mintz	7-10	5-7	0-0	0	3	19	2	1	0	0	30
Allen	0-0	0-0	0-0	0	0	0	0	0	0	0	1
Hopkins	0-1	0-0	0-0	0	2	0	1	1	0	1	6
Ware	1-1	0-0	0-0	0	1	2	0	0	0	0	1
TEAM				3							
Totals	40-70	6-15	6-7	31	16	92	23	7			





# 1 JABRI ABDUR-RAHIM

6-8 • 210 • SOPH. • SOUTH ORANGE, N.J. • TR.-VIRGINIA • JOURNALISM (INTENDED)

## SEASON & CAREER HIGHS

### POINTS

SEASON 20 vs. Wofford (11/28/21)

CAREER 20 vs. Wofford (11/28/21)

### REBOUNDS

SEASON 5 vs. Miss. St. (1/12/22)

5 vs. Texas A&M (1/4/22)

CAREER 5 vs. Miss. St. (1/12/22)

5 vs. Texas A&M (1/4/22)

### ASSISTS

SEASON 14X, last ETSU (12/22/21)

CAREER 16X, last ETSU (12/22/21)

### BLOCKS

SEASON 2 vs. Cincinnati (11/13/21)

CAREER 2 vs. Cincinnati (11/13/21)

### STEALS

SEASON 14X, last Texas A&M (1/4/22)

CAREER 15X, last Texas A&M (1/4/22)

### MINUTES

SEASON 27 vs. Virginia (11/22/21)

CAREER 27 vs. Virginia (11/22/21)

### FIELD GOALS MADE

SEASON 6 vs. Wofford (11/28/21)

CAREER 6 vs. Wofford (11/28/21)

### FIELD GOALS ATTEMPTED

SEASON 10 vs. Miss. St. (1/12/22)

10 vs. W. Carolina (12/20/21)

CAREER 10 vs. Miss. St. (1/12/22)

10 vs. W. Carolina (12/20/21)

### 3-POINTERS MADE

SEASON 4 vs. Wofford (11/28/21)

CAREER 4 vs. Wofford (11/28/21)

### 3-POINTERS ATTEMPTED

SEASON 9 vs. G. Mason (12/18/21)

CAREER 9 vs. G. Mason (12/18/21)

### FREE THROWS MADE

SEASON 6 vs. Texas A&M (1/4/22)

CAREER 6 vs. Texas A&M (1/4/22)

### FREE THROWS ATTEMPTED

SEASON 7 vs. Texas A&M (1/4/22)

7 vs. Memphis (12/1/21)

CAREER 7 vs. Texas A&M (1/4/22)

7 vs. Memphis (12/1/21)

## MISCELLANEOUS STATS

### DOUBLE-DIGIT POINTS

SEASON 5 CAREER 5

### DOUBLE-DIGIT REBOUNDS

SEASON - CAREER -

### 20-POINT GAMES

SEASON 1 CAREER 1

## 2021-22 SEASON HIGHLIGHTS:

- ◆ In the first two games, played 35 minutes (one less than his entire freshman year), scored six points (one less than at UVA) and grabbed six boards (four more than at UVA).
- ◆ Notched his first double-digit scoring performance with a perfect night from the field against Ga. Tech.
- ◆ Popped a career-high 20 points in 18 MP against Wofford and bettered his previous career-high against GT in the first half alone. Canned a long 3-pointer at the buzzer to finish with 12 points in the opening period.
- ◆ Knocked down a 3-pointer with 1:56 left that put Georgia up for good in the upset of No. 18 Memphis.
- ◆ Combined stats in first 14 CBB games: 2.3 ppg, .214 FG pct & .125 3FG pct.
- ◆ Combined stats in next three CBB games: 15.0 ppg, .650 FG pct. & .600 3FG pct.
- ◆ Recorded his first double-digit scoring output in league play at Mississippi State.
- ◆ Among stat leaders for SEC games only, ranks No. 6 in FT pct. (.824) and No. 6 in offensive rebounds (2.7 rpg).

## CAREER HIGHLIGHTS:

- ◆ **AS A FRESHMAN AT VIRGINIA IN 2020-21**, played in eight contests and helped the Cavaliers capture the ACC regular-season title.
- ◆ **PRIOR TO UVA**, coached by Joe Mantegna at the Blair Academy in Blairstown, N.J., as a junior and a senior.
- ◆ Named 2019 New Jersey Gatorade Player of the Year following his junior year.
- ◆ A consensus top-50 prospect in the Class of 2020 – No. 38 by both ESPN.com and in the 247Sports.com composite, No. 41 by 247Sports.com and No. 45 by rivals.com.
- ◆ Twice earned All-America accolades for his class from MaxPreps, securing third-team Freshman All-America honors in 2017 and honorable mention Sophomore All-America recognition in 2018.
- ◆ Played in only two games as a senior due to a foot injury.
- ◆ As a junior, averaged 16.0 points and 8.7 boards per game while leading Blair's Buccaneers to a 28-3 record and the New Jersey Prep A state title.
- ◆ His father, Shareef, is an Atlanta native who starred at Wheeler High and collegiately at Cal. The President of the NBA G League, Shareef was the No. 3 overall selection in the 1996 NBA Draft and went on to average 18.1 points per game in 12 seasons with Vancouver, Atlanta, Portland and Sacramento. He also was Gold medalist in the 2000 Olympics and an NBA All-Star in 2002.
- ◆ His uncle Amir was an assistant coach on the Georgia staff during Tom Crean's first season in Athens (2018-19) before being named the head coach at Kennesaw State.

## ▶ GAME-BY-GAME LINESCORES

Opponent	FGs	3FGs	FTs	OR	DRRB	PF	PT	A	TO	B	S	MP
FIU	* 0-5	0-3	2-2	1	2	3	1	2	0	3	0	16
at Cincinnati	1-4	0-2	2-2	0	3	3	2	4	0	0	2	18
S.C. STATE	1-7	0-2	0-0	0	4	4	1	2	0	2	0	19
GA. TECH	3-3	2-2	2-4	1	2	3	3	10	0	0	0	22
vs. Virginia	* 1-6	0-3	2-2	1	3	4	2	4	0	0	1	27
vs. Northwestern	* 1-7	0-5	1-4	2	1	3	3	3	0	1	1	17
WOFFORD	6-7	4-5	4-5	1	3	4	0	20	0	2	0	18
MEMPHIS	4-8	3-6	4-7	0	2	2	1	15	1	0	0	23
JACKSONVILLE	3-5	2-4	2-2	0	1	1	1	10	1	0	0	17
G. MASON	3-9	3-9	0-0	0	1	1	2	9	1	2	0	22
W. CAROLINA	4-10	1-3	0-0	1	1	2	1	9	0	0	0	16
ETSU	1-6	1-5	0-0	0	3	3	2	3	1	1	0	17
GARDNER-WEBB	1-2	1-2	2-2	1	3	4	4	5	0	1	0	16
TEXAS A&M	1-6	1-4	6-7	5	0	5	0	9	0	3	1	19
at Kentucky	1-3	1-2	3-4	0	3	3	1	6	0	3	1	16
at Mississippi St.	4-10	0-3	5-6	3	2	5	4	13	0	0	0	20
VANDERBILT												
at Auburn												
at S. Carolina												
ALABAMA												
at Vanderbilt												
ARKANSAS												
AUBURN												
at Florida												
S. CAROLINA												
at LSU												
OLE MISS												
at Texas A&M												
FLORIDA												
TENNESSEE												
at Missouri												

## ▶ OVERALL CAREER STATISTICS

	GP-GS	MP-Avg.	FGs	Pct.	3FGs	Pct.	FTs	Pct.	O+R=Tot.-Avg.	PF-D	A	TO	BL	ST	Pts.-Avg.
2020-21	8-0	35-4.4	2-10	.200	1-7	.143	2-2	1.000	0+2=2-0.3	7-0	2	1	1	1	7-0.9
2021-22	16-3	303-18.9	35-98	.357	19-60	.317	35-47	.745	16+34=50-3.1	28-0	4	18	6	4	124-7.8
<b>TOTALS</b>	<b>24-3</b>	<b>338-14.1</b>	<b>37-108</b>	<b>.343</b>	<b>20-67</b>	<b>.299</b>	<b>37-49</b>	<b>.755</b>	<b>16+36=52-2.2</b>	<b>35-0</b>	<b>6</b>	<b>19</b>	<b>7</b>	<b>5</b>	<b>131-5.5</b>

## ▶ SEC CAREER STATISTICS

	GP-GS	MP-Avg.	FGs	Pct.	3FGs	Pct.	FTs	Pct.	O+R=Tot.-Avg.	PF-D	A	TO	BL	ST	Pts.-Avg.
2021-22	3-0	55-18.3	6-19	.316	2-9	.222	14-17	.824	8+5=13-4.3	5-0	0	6	2	1	28-9.3
<b>TOTALS</b>	<b>3-0</b>	<b>55-18.3</b>	<b>6-19</b>	<b>.316</b>	<b>2-9</b>	<b>.222</b>	<b>14-17</b>	<b>.824</b>	<b>8+5=13-4.3</b>	<b>5-0</b>	<b>0</b>	<b>6</b>	<b>2</b>	<b>1</b>	<b>28-9.3</b>





# 3 KARIO OQUENDO

6-4 • 215 • SOPH. • TITUSVILLE, FLA. • TR.-FLORIDA SOUTHWESTERN ST. • HOUSING MANAGEMENT & POLICY

## SEASON & CAREER HIGHS

### POINTS

SEASON 28 vs. Miss. St. (1/12/22)  
 CAREER 28 vs. Miss. St. (1/12/22)

### REBOUNDS

SEASON 7 vs. Kentucky (1/8/22)  
 7 vs. W. Carolina (12/20/21)  
 CAREER 7 vs. Kentucky (1/8/22)  
 7 vs. W. Carolina (12/20/21)

### ASSISTS

SEASON 3 vs. Ga. Tech (11/19/21)  
 CAREER 3 vs. Ga. Tech (11/19/21)

### BLOCKS

SEASON 3 vs. Wofford (11/28/21)  
 CAREER 3 vs. Wofford (11/28/21)

### STEALS

SEASON 4 vs. S.C. State (11/16/21)  
 CAREER 4 vs. S.C. State (11/16/21)

### MINUTES

SEASON 36 3X last Miss. St. (1/12/22)  
 CAREER 36 3X last Miss. St. (1/12/22)

### FIELD GOALS MADE

SEASON 9 3X last Miss. St. (1/12/22)  
 CAREER 9 3X last Miss. St. (1/12/22)

### FIELD GOALS ATTEMPTED

SEASON 17 vs. Miss. St. (1/12/22)  
 CAREER 17 vs. Miss. St. (1/12/22)

### 3-POINTERS MADE

SEASON 2 6X, last Miss. St. (1/12/22)  
 CAREER 2 6X, last Miss. St. (1/12/22)

### 3-POINTERS ATTEMPTED

SEASON 6 vs. ETSU (12/22/21)  
 6 vs. Memphis (12/1/21)  
 CAREER 6 vs. ETSU (12/22/21)  
 6 vs. Memphis (12/1/21)

### FREE THROWS MADE

SEASON 8 vs. Miss. St. (1/12/22)  
 CAREER 8 vs. Miss. St. (1/12/22)

### FREE THROWS ATTEMPTED

SEASON 11 vs. Miss. St. (1/12/22)  
 CAREER 11 vs. Miss. St. (1/12/22)

### MISCELLANEOUS STATS

#### DOUBLE-DIGIT POINTS

SEASON 10 CAREER 10

#### DOUBLE-DIGIT REBOUNDS

SEASON - CAREER -

#### 20-POINT GAMES

SEASON 5 CAREER 5

## 2021-22 SEASON HIGHLIGHTS:

- ♦ Tied for team-high scoring honors in exhibition outing against Morehouse, putting up 12 points.
- ♦ Scored nine points in the season opener versus FIU, with five of those coming in the final 5:20.
- ♦ Put up 17 points against S.C. State, headlined by a trio of highlight reel breakaway dunks.
- ♦ Earned his way onto SportsCenter on back-to-back Tuesday with a pair of highlight reel dunks. On Nov. 16, his uncontested windmill versus S.C. State came in at No. 3. On Nov. 23, his posterization of a 6-9 Northwestern defender was featured at No. 6.
- ♦ Exploded for a 24 points in an efficient manner (.692 FG pct.) in upset of No. 18 Memphis.
- ♦ In his quintet of 20-point performances, shooting 58.0 percent (40-of-69) from the field and 82.4 percent (28-of-34) from the line.
- ♦ Among stat leaders for SEC games only, is tied as the league's top scorer (23.7 ppg) and also ranked No. 4 in FG pct. (.581) and No. 8 in FT pct. (.818).
- ♦ With a career-high 28 points at Mississippi State, became the first Bulldog with three-straight 20-point outings since Anthony Edwards did so in 2020.

## CAREER HIGHLIGHTS:

- ♦ **AS A FRESHMAN AT FLORIDA SOUTHWESTERN STATE IN 2020-21**, coached by Eric Murphey and earned first-team All-Southern Conference accolades after reaching double figures in 18 of 23 games.
- ♦ Averaged 13.5 points per game for the Buccaneers. Upped his contributions in conference play to 15.3 points.
- ♦ Posted 22.0 points per game in four outings against ranked foes while shooting 63.6 percent from the field and 52.6 percent from behind the 3-point arc.
- ♦ Posted his career-high tallies with 31 points and 10 rebounds against No. 16 Indian River on Feb. 13, which also resulted in his first career double-double.
- ♦ **PRIOR TO FSW**, coached by Kyle Gilreath at Astronaut High as a junior and named 2019 Brevard County Class 5A Player of the Year in balloting of the area's coaches.
- ♦ Enrolled at Florida SouthWestern College in January 2020 and bypassed his senior season at Astronaut.
- ♦ As a junior, averaged 21.2 points and 8.3 rebounds per game for the War Eagles and scored his 1,000th career point during his final game.
- ♦ Selected to the 2018 and 2019 All-Cape Coast Conference team, an 11-player squad featuring players from Brevard County's 16 public high schools.
- ♦ Coached by Chris Bainbridge as a freshman and sophomore at Titusville High, where he helped the Terriers to a 26-3 finish and the "Sweet 16" round of the FHSAA Class 6A state tourney as a freshman.

## ▶ GAME-BY-GAME LINESCORES

Opponent	FGs	3FGs	FTs	OR	DRRB	PF	PT	A	TO	B	S	MP	
FIU	* 3-6	0-1	3-7	1	3	4	1	9	0	3	1	0	25
at Cincinnati	* 0-3	0-0	0-0	0	3	3	2	0	0	2	0	0	26
S.C. STATE	* 7-13	2-5	1-3	3	1	4	1	17	1	0	1	4	30
GA. TECH	* 3-10	0-4	0-2	0	1	1	3	6	3	2	1	1	30
vs. Virginia	* 4-7	1-4	0-0	2	0	2	3	9	0	1	0	0	21
vs. Northwestern	* 5-7	2-4	0-1	0	2	2	1	12	2	3	1	1	29
WOFFORD	* 5-8	0-3	0-1	0	3	3	3	10	1	1	3	1	21
MEMPHIS	* 9-13	2-6	4-5	0	4	4	0	24	0	2	1	2	36
JACKSONVILLE	* 2-9	0-3	3-4	1	5	6	2	7	2	6	1	3	23
G. MASON	* 3-12	0-4	2-3	2	3	5	3	8	0	2	0	0	28
W. CAROLINA	* 6-13	2-5	7-7	1	6	7	1	21	1	2	0	1	28
ETSU	* 5-12	2-6	3-4	1	2	3	3	15	1	1	0	2	24
GARDNER-WEBB	* 4-11	0-3	4-6	2	3	5	2	12	0	2	1	1	28
TEXAS A&M	* 9-12	0-2	3-4	1	4	5	3	21	0	3	1	1	36
at Kentucky	* 7-14	1-5	7-7	0	7	7	2	22	0	2	1	0	34
at Mississippi St.	* 9-17	2-5	8-11	2	4	6	2	28	0	6	0	2	36
VANDERBILT													
at Auburn													
at S. Carolina													
ALABAMA													
at Vanderbilt													
ARKANSAS													
AUBURN													
at Florida													
S. CAROLINA													
at LSU													
OLE MISS													
at Texas A&M													
FLORIDA													
TENNESSEE													
at Missouri													

## ▶ OVERALL CAREER STATISTICS

	GP-GS	MP-Avg.	FGs Pct.	3FGs Pct.	FTs Pct.	O+R=Tot.-Avg.	PF-D	A	TO	BL	ST	Pts.-Avg.
2021-22	16-16	455-28.4	81-167 .485	14-60 .233	45-65 .692	16+51=67-4.2	32-0	11	38	12	19	221-13.8
TOTALS	16-16	455-28.4	81-167 .485	14-60 .233	45-65 .692	16+51=67-4.2	32-0	11	38	12	19	221-13.8

## ▶ SEC CAREER STATISTICS

	GP-GS	MP-Avg.	FGs Pct.	3FGs Pct.	FTs Pct.	O+R=Tot.-Avg.	PF-D	A	TO	BL	ST	Pts.-Avg.
2021-22	3-3	106-35.3	25-43 .581	3-12 .250	18-22 .818	3+15=18-6.0	7-0	0	11	2	3	71-23.7
TOTALS	3-3	106-35.3	25-43 .581	3-12 .250	18-22 .818	3+15=18-6.0	7-0	0	11	2	3	71-23.7



# 4 TYRON McMILLAN

6-9 • 220 • JR. • NEW ORLEANS, LA. • TR.-KILGORE (TEXAS) COLLEGE • SOCIOLOGY

## SEASON & CAREER HIGHS

### POINTS

SEASON 8 vs. Virginia (11/22/21)

CAREER 8 vs. Virginia (11/22/21)  
8 vs. Vanderbilt (2/6/21)

### REBOUNDS

SEASON 5 vs. Wofford (11/28/21)

CAREER 8 vs. North Georgia (12/2/20)

### ASSISTS

SEASON 2 vs. ETSU (12/22/21)

CAREER 2 vs. ETSU (12/22/21)

### BLOCKS

SEASON -

CAREER 1 vs. Northeastern (12/22/20)

### STEALS

SEASON 1 vs. Texas A&M (1/4/22)

1 vs. Northwestern (11/23/21)

CAREER 16X, last Northwestern (11/23/21)

### MINUTES

SEASON 14 vs. Wofford (11/28/21)

CAREER 15 vs. Samford (12/12/20)

### FIELD GOALS MADE

SEASON 3 vs. Virginia (11/22/21)

CAREER 3 vs. Virginia (11/22/21)

### FIELD GOALS ATTEMPTED

SEASON 6 vs. Virginia (11/22/21)

CAREER 6 vs. Virginia (11/22/21)

### 3-POINTERS MADE

SEASON -

CAREER -

### 3-POINTERS ATTEMPTED

SEASON 1 vs. Virginia (11/22/21)

CAREER 1 vs. Virginia (11/22/21)

1 vs. Florida (2/20/21)

1 vs. Auburn (2/2/21)

### FREE THROWS MADE

SEASON 2 3X, last Northwestern (11/23/21)

CAREER 4 vs. Vanderbilt (2/6/21)

4 vs. North Georgia (12/2/20)

### FREE THROWS ATTEMPTED

SEASON 2 5X, last ETSU (12/22/21)

CAREER 5 vs. Vanderbilt (2/6/21)

## MISCELLANEOUS STATS

### DOUBLE-DIGIT POINTS

SEASON - CAREER -

### DOUBLE-DIGIT REBOUNDS

SEASON - CAREER -

## 2021-22 SEASON HIGHLIGHTS:

- ◆ Posted a "+/-" of "+5" in four minutes of playing time against FIU and Cincinnati.
- ◆ Matched his career high with eight points – four of those coming on thunderous dunks – against Virginia.
- ◆ Double-digit minutes in consecutive outings against Virginia, Northwestern and Wofford...after averaging 3.0 mpg in the first four games, including a DNP.

## CAREER HIGHLIGHTS:

- ◆ **AS A SOPHOMORE IN 2020-21**, played in 20 outings with starts in home outings against Samford and Auburn.
- ◆ Active against North Georgia, scoring six points and grabbing eight boards in 13 minutes of PT.
- ◆ After scoring nine points in 41 combined minutes in Georgia's first 10 SEC outings (with two DNPs), put up a career-high eight points in seven MP versus Vanderbilt.
- ◆ **PRIOR TO UGA**, coached by Brian Hoberecht at Kilgore during the 2018-19 and 2019-20 seasons.
- ◆ Ranked as the No. 11 junior college prospect in the nation by 247Sports.com, as well as the No. 21 prospect by juco recruiting.com.
- ◆ Did not play during 2018-19 to retain freshman eligibility.
- ◆ Started 27 of 29 games in 2019-20 and named honorable mention All-Region 14 after averaging 10.4 points and 5.7 boards for the Rangers, who finished 21-9.
- ◆ Notched 15 double-figure scoring outputs, with a pair of 20-point outputs.
- ◆ **PRIOR TO KILGORE**, coached by Larry Skinner at Benjamin Davis High in Houston.
- ◆ Named All-District 16, 6A as both a junior and a senior, earning first-team recognition as a senior and second-team status as a junior.

## ▶ GAME-BY-GAME LINESCORES

Opponent	FGs	3FGs	FTs	OR	DRRB	PF	PT	A	TO	B	S	MP
FIU	0-1	0-0	2-2	2	0	2	0	2	0	1	0	2
at Cincinnati	0-0	0-0	0-0	0	0	0	0	0	0	0	0	2
S.C. STATE	DNP											
GA. TECH	1-3	0-0	0-0	1	0	1	0	2	0	0	0	5
vs. Virginia	3-6	0-1	2-2	0	2	2	0	8	0	0	0	12
vs. Northwestern	0-2	0-0	2-2	0	3	3	0	2	0	1	0	13
WOFFORD	1-1	0-0	0-0	0	5	5	3	2	0	1	0	14
MEMPHIS	0-0	0-0	0-0	0	0	0	2	0	1	0	0	8
JACKSONVILLE	0-0	0-0	1-2	0	1	1	0	1	0	0	0	6
G. MASON	0-0	0-0	0-0	0	0	0	0	0	0	0	0	7
W. CAROLINA	0-0	0-0	0-0	1	1	2	0	0	0	1	0	13
ETSU	1-3	0-0	0-2	3	0	3	0	2	2	1	0	13
GARDNER-WEBB	0-1	0-0	0-0	2	1	3	2	0	0	0	0	7
TEXAS A&M	0-0	0-0	0-0	0	0	0	1	0	0	1	0	7
at Kentucky	0-0	0-0	0-0	0	0	0	0	0	0	0	0	3
at Mississippi St.	DNP											
VANDERBILT												
at Auburn												
at S. Carolina												
ALABAMA												
at Vanderbilt												
ARKANSAS												
AUBURN												
at Florida												
S. CAROLINA												
at LSU												
OLE MISS												
at Texas A&M												
FLORIDA												
TENNESSEE												
at Missouri												

## ▶ OVERALL CAREER STATISTICS

	GP-GS	MP-Avg.	FGs	Pct.	3FGs	Pct.	FTs	Pct.	O+R=Tot.-Avg.	PF-D	A	TO	BL	ST	Pts.-Avg.
2020-21	20-2	137-6.9	13-28	.464	0-2	.000	12-17	.706	6+20=26-1.3	18-0	1	10	1	4	38-1.9
2021-22	14-0	112-8.0	6-17	.353	0-1	.000	7-10	.700	9+13=22-1.6	8-0	3	6	0	2	19-1.4
<b>TOTALS</b>	<b>34-2</b>	<b>249-7.3</b>	<b>19-45</b>	<b>.422</b>	<b>0-3</b>	<b>.000</b>	<b>19-27</b>	<b>.704</b>	<b>15+33=48-1.4</b>	<b>26-0</b>	<b>4</b>	<b>16</b>	<b>1</b>	<b>6</b>	<b>57-1.7</b>

## ▶ SEC CAREER STATISTICS

	GP-GS	MP-Avg.	FGs	Pct.	3FGs	Pct.	FTs	Pct.	O+R=Tot.-Avg.	PF-D	A	TO	BL	ST	Pts.-Avg.
2020-21	13-1	63-4.8	6-15	.400	0-2	.000	5-9	.556	2+4=6-0.5	12-0	0	6	0	1	17-1.3
2021-22	2-0	10-5.0	0-0	.000	0-0	.000	0-0	.000	0+0=0-0.0	1-0	0	1	0	1	0-0.0
<b>TOTALS</b>	<b>15-1</b>	<b>73-4.9</b>	<b>6-15</b>	<b>.400</b>	<b>0-2</b>	<b>.000</b>	<b>5-9</b>	<b>.556</b>	<b>2+4=6-0.4</b>	<b>13-0</b>	<b>0</b>	<b>7</b>	<b>0</b>	<b>2</b>	<b>17-1.1</b>



# 5 CHRISTIAN WRIGHT

6-3 • 185 • FR. • ALPHARETTA, GA. • THE SKILL FACTORY • BUSINESS (INTENDED)

## SEASON & CAREER HIGHS

### POINTS

SEASON 17 vs. Memphis (12/1/21)

CAREER 17 vs. Memphis (12/1/21)

### REBOUNDS

SEASON 6 vs. Memphis (12/1/21)

CAREER 6 vs. Memphis (12/1/21)

### ASSISTS

SEASON 5 vs. Wofford (11/28/21)

CAREER 5 vs. Wofford (11/28/21)

### BLOCKS

SEASON 2 vs. Cincinnati (11/13/21)

CAREER 2 vs. Cincinnati (11/13/21)

### STEALS

SEASON 3 vs. S.C. State (11/16/21)

CAREER 3 vs. S.C. State (11/16/21)

### MINUTES

SEASON 38 vs. Memphis (12/1/21)

CAREER 38 vs. Memphis (12/1/21)

### FIELD GOALS MADE

SEASON 5 vs. Memphis (12/1/21)

CAREER 5 vs. Memphis (12/1/21)

### FIELD GOALS ATTEMPTED

SEASON 12 vs. Memphis (12/1/21)

CAREER 12 vs. Memphis (12/1/21)

### 3-POINTERS MADE

SEASON 2 vs. ETSU (12/22/21)

CAREER 2 vs. ETSU (12/22/21)

### 3-POINTERS ATTEMPTED

SEASON 4 vs. Northwestern (11/23/21)

CAREER 4 vs. Northwestern (11/23/21)

### FREE THROWS MADE

SEASON 6 vs. Memphis (12/1/21)

CAREER 6 vs. Memphis (12/1/21)

### FREE THROWS ATTEMPTED

SEASON 7 vs. Memphis (12/1/21)

CAREER 7 vs. Memphis (12/1/21)

## MISCELLANEOUS STATS

### DOUBLE-DIGIT POINTS

SEASON 1 CAREER 1

### DOUBLE-DIGIT REBOUNDS

SEASON - CAREER -

## 2021-22 SEASON HIGHLIGHTS:

- ◆ Logged 21 minutes of action in exhibition at Charlotte, scoring five points and collecting three rebounds.
- ◆ Recorded an impressive "+/-" tally in the season opener, a "+15" effort in 19 minutes.
- ◆ Has shown solid skills on the "other end" of the court. Said Tom Crean after the S.C. State game: "Christian Wright is way ahead of the game then most freshmen when it comes to defensively in the backcourt."
- ◆ Started the second half against Northwestern and scored seven of his nine points on the night while logging 19 minutes of action during the period.
- ◆ Earned his first career start against Wofford and dished out a team-high five assists.
- ◆ With Aaron Cook out due to illness, started at point against No. 18 Memphis and delivered career highs of 17 points and six rebounds in 38 minutes (the most action by any Bulldog in any game this season). Equally impressive, committed just one turnover against the Tigers, who entered the game forcing 18 TOs per game.

## CAREER HIGHLIGHTS:

- ◆ **PRIOR TO UGA**, coached by Rob Johnson at The Skill Factory for three seasons, including playing for the post-graduate team during 2020-21.
- ◆ Averaged 27.0 points, 5.0 rebounds, 4.0 assists and 3.0 steals per game in 2020-21 at TSF.
- ◆ Helped lead TSF capture the 2021 Phenom Post Graduate National Championship. Averaged a team-best 22.0 points in three games tourney, including 34 in the semifinals versus IMG.
- ◆ Missed almost all of 2019-20 with a shoulder injury.
- ◆ Coached by Matt Kramer as a freshman and Allen Whitehart as a sophomore at Milton High, where he scored more than 1,000 points over two seasons.
- ◆ Named honorable mention All-State by the Atlanta Journal-Constitution for Class 7A as a sophomore in 2018.
- ◆ As a sophomore, averaged 24.0 points, 6.0 rebounds and 6.0 assists per game and was voted as the 2018 Region 5-7A Player of the Year by region coaches.
- ◆ Helped Milton capture the Region 5-7A title, scoring 12 of his game-high 25 points in the fourth quarter of an 81-70 victory over Lambert in the region tourney final.

## ▶ GAME-BY-GAME LINESCORES

Opponent	FGs	3FGs	FTs	OR	DRRB	PF	PT	A	TO	B	S	MP	
FIU	3-6	1-1	0-0	1	2	3	3	7	0	1	0	19	
at Cincinnati	1-5	0-1	0-0	0	1	1	1	2	2	0	2	14	
S.C. STATE	1-3	0-1	3-4	1	0	1	1	5	1	0	0	18	
GA. TECH	2-4	0-0	1-1	2	1	3	1	5	1	0	0	25	
vs. Virginia	1-1	0-0	2-3	2	2	4	0	4	2	1	0	18	
vs. Northwestern	2-6	1-4	4-6	1	2	3	1	9	0	1	1	32	
WOFFORD *	0-2	0-2	2-2	0	1	1	5	2	5	4	0	1	20
MEMPHIS *	5-12	1-2	6-7	2	4	6	1	17	3	1	0	1	38
JACKSONVILLE *	2-4	1-2	0-0	0	1	1	2	5	0	1	0	1	28
G. MASON *	1-7	0-2	5-6	1	3	4	4	7	0	1	0	0	21
W. CAROLINA	0-5	0-2	0-0	0	1	1	1	0	0	1	1	0	15
ETSU	2-5	2-3	2-2	0	4	4	1	8	3	1	0	0	24
GARDNER-WEBB *	3-9	0-2	1-2	1	0	1	3	7	3	3	0	1	30
TEXAS A&M	2-3	0-1	1-1	0	2	2	0	5	2	0	0	0	13
at Kentucky	1-3	1-1	0-0	0	1	1	0	3	2	1	0	0	16
at Mississippi St.	1-2	0-0	2-2	0	0	0	0	4	2	0	0	0	17
VANDERBILT													
at Auburn													
at S. Carolina													
ALABAMA													
at Vanderbilt													
ARKANSAS													
AUBURN													
at Florida													
S. CAROLINA													
at LSU													
OLE MISS													
at Texas A&M													
FLORIDA													
TENNESSEE													
at Missouri													

## ▶ OVERALL CAREER STATISTICS

	GP-GS	MP-Avg.	FGs Pct.	3FGs Pct.	FTs Pct.	O+R=Tot.-Avg.	PF-D	A	TO	BL	ST	Pts.-Avg.
2021-22	16-5	348-21.8	27-77 .351	7-24 .292	29-36 .806	11+25=36-2.3	24-1	26	16	4	10	90-5.6
TOTALS	16-5	348-21.8	27-77 .351	7-24 .292	29-36 .806	11+25=36-2.3	24-1	26	16	4	10	90-5.6

## ▶ SEC CAREER STATISTICS

	GP-GS	MP-Avg.	FGs Pct.	3FGs Pct.	FTs Pct.	O+R=Tot.-Avg.	PF-D	A	TO	BL	ST	Pts.-Avg.
2021-22	3-0	46-15.3	4-8 .500	1-2 .500	3-3 1.000	0+3=3-1.0	0-0	6	1	0	0	12-4.0
TOTALS	3-0	46-15.3	4-8 .500	1-2 .500	3-3 1.000	0+3=3-1.0	0-0	6	1	0	0	12-4.0



# 10 AARON COOK

6-2 • 185 • GRAD. • ST. LOUIS, MO. • TR.-GONZAGA • STRENGTH, CONDITIONING & FITNESS (MASTER'S)

## SEASON & CAREER HIGHS

### POINTS

SEASON 22 vs. S.C. State (11/16/21)

CAREER 25 vs. Indiana St. (1/24/18)

### REBOUNDS

SEASON 6 vs. Miss. St. (1/12/22)

6 vs. FIU (11/9/21)

CAREER 7 vs. Illinois Wesleyan (11/5/19)

### ASSISTS

SEASON 12 vs. W. Carolina (12/20/21)

CAREER 12 vs. W. Carolina (12/20/21)

### BLOCKS

SEASON 15X, last Miss. St. (1/12/22)

CAREER 26X, last Loyola-Chi. (1/27/19)

### STEALS

SEASON 3 3X last Texas A&M (1/4/22)

CAREER 7 vs. Oakland (11/10/19)

### MINUTES

SEASON 36 3X last Kentucky (1/8/22)

CAREER 39 vs. Missouri St. (1/2/19)

39 vs. Illinois St. (3/3/18)

### FIELD GOALS MADE

SEASON 8 vs. S.C. State (11/16/21)

CAREER 84X, last S.C. State (11/16/21)

### FIELD GOALS ATTEMPTED

SEASON 14 vs. Kentucky (1/8/22)

CAREER 15 vs. Buffalo (11/12/18)

### 3-POINTERS MADE

SEASON 4 vs. Ga. Tech (11/19/21)

CAREER 5 vs. SE Missouri St. (12/8/18)

### 3-POINTERS ATTEMPTED

SEASON 6 vs. ETSU (12/22/21)

6 vs. Ga. Tech (11/19/21)

CAREER 9 vs. SE Missouri St. (12/9/17)

### FREE THROWS MADE

SEASON 4 vs. Kentucky (1/8/22)

CAREER 8 3x, last SE Missouri St. (12/8/18)

### FREE THROWS ATTEMPTED

SEASON 6 vs. Cincinnati (11/13/21)

CAREER 11 vs. Murray St. (12/12/18)

11 vs. Indiana St. (2/17/18)

### MISCELLANEOUS STATS

#### DOUBLE-DIGIT POINTS

SEASON 8 CAREER 54

#### DOUBLE-DIGIT ASSISTS

SEASON 2 CAREER 3

#### DOUBLE-DOUBLES

SEASON 2 CAREER 2

#### 20-POINT GAMES

SEASON 1 CAREER 4

## 2021-22 SEASON HIGHLIGHTS:

- Entered the season with 133 games played, the third-most of any D-I player at the beginning of the 2021-22 campaign.
- Impressive linescore in the season opener included team-high tallies of 10 points, eight assists and three steals.
- Notched his first career double-double at Cincinnati.
- Moved past 1,000 career points during a 22-point outburst against S.C. State. Scored 845 points at SIU, 127 at Gonzaga and the final 28 to the millennium mark at UGA.
- Missed the Memphis game due to an illness.
- Dished out 12 assists against Western Carolina en route to his second double-double of the year.
- Through games of Jan. 12, ranked No. 9 nationally in both assist average (6.5 apg) and total assists (97).

## CAREER HIGHLIGHTS:

- IN FIVE SEASONS PRIOR TO UGA**, played four years at SIU and on Gonzaga's 2021 NCAA runner-up squad.
- All told, entered the 2021-22 season with career tallies of 972 points, 309 assists, 244 rebounds and 164 steals.
- Notched 46 double-figure scoring outputs (three at Gonzaga and 43 at SIU), with a trio of 20-point performances.
- AT GONZAGA IN 2020-21**, played in 30 of 32 games for the NCAA runner-up and logged double-digit minutes in 25 contests, including four of six NCAA Tournament outings.
- Averaged 4.2 points overall and upped that in West Coast Conference action to 5.3 points per game.
- AT SIU FROM 2016-20**, played in 103 and among the Salukis' career leaders, wrapped up his career ranked No. 10 in steals (138) and No. 17 in assists (258).
- Played and started six contests in 2019-20 before breaking his hand and pursuing a medical redshirt.
- PRIOR TO SIU**, coached by Doug Coleman at Westminster Christian Academy, where he was voted first-team Class 4 All-State by the Missouri Basketball Coaches Association (MBCA) in 2016.
- As a senior, led the Westminster Wildcats to the Class 4, District 4 regular-season title.
- As a junior, averaged 16.5 points while helping the Wildcats post a 24-6 record, earn their first district championship in nine years and reach the quarterfinals of the 2015 Class 4 state tournament.
- Earned his bachelor's degree in Exercise Science from SIU in 2020 and is pursuing a master's in Kinesiology (Strength, Conditioning & Fitness) at UGA.

## ▶ GAME-BY-GAME LINESCORES

Opponent	FGs	3FGs	FTs	OR	DRRB	PF	PT	A	TO	B	S	MP
FIU	* 3-12	1-3	3-4	1	5	6	0	10	8	4	0	34
at Cincinnati	* 3-8	1-1	3-6	0	1	1	3	10	10	5	0	30
S.C. STATE	* 8-11	3-5	3-4	0	3	3	0	22	7	3	0	36
GA. TECH	* 6-13	4-6	2-4	0	2	2	2	18	6	4	0	29
vs. Virginia	* 2-12	0-5	0-0	2	3	5	4	4	8	1	0	32
vs. Northwestern	* 4-12	1-5	1-2	2	1	3	1	10	6	3	0	35
WOFFORD	* 2-10	1-4	0-0	0	2	2	2	5	4	5	0	30
MEMPHIS	DNP											
JACKSONVILLE	* 3-5	1-3	2-2	0	5	5	1	9	5	4	0	36
G. MASON	* 2-10	0-4	0-0	0	1	1	2	4	5	1	0	33
W. CAROLINA	* 5-8	2-4	1-2	0	2	2	0	13	12	4	1	35
ETSU	* 7-12	2-6	1-1	0	2	2	2	17	6	2	1	31
GARDNER-WEBB	* 2-10	0-5	1-2	0	3	3	1	5	5	3	1	28
TEXAS A&M	* 2-5	0-1	2-2	0	0	0	1	6	6	3	1	31
at Kentucky	* 6-14	1-3	4-4	0	1	1	1	17	5	4	0	36
at Mississippi St.	* 1-7	0-1	2-2	0	6	6	1	4	4	5	1	34
VANDERBILT												
at Auburn												
at S. Carolina												
ALABAMA												
at Vanderbilt												
ARKANSAS												
AUBURN												
at Florida												
S. CAROLINA												
at LSU												
OLE MISS												
at Texas A&M												
FLORIDA												
TENNESSEE												
at Missouri												

## ▶ OVERALL CAREER STATISTICS

	GP-GS	MP-Avg.	FGs	Pct.	3FGs	Pct.	FTs	Pct.	O+R=Tot.-Avg.	PF-D	A	TO	BL	ST	Pts.-Avg.
2016-17	32-0	339-10.6	27-81	.333	5-27	.185	38-49	.776	7+19=26-0.8	28-0	30	27	8	31	97-3.0
2017-18	33-32	989-30.0	108-246	.439	38-99	.384	71-102	.696	7+69=76-2.3	61-0	90	74	9	47	325-9.8
2018-19	32-32	1051-32.8	112-284	.394	40-115	.348	69-106	.651	14+62=76-2.4	50-1	118	80	9	41	333-10.4
2019-20	6-6	187-31.2	37-67	.552	3-11	.273	13-22	.591	2+16=18-3.0	14-0	20	14	1	19	90-15.0
SIU	103-70	2566-24.9	284-678	.419	86-252	.341	191-279	.685	30+166=196-1.9	153-1	258	195	27	138	845-8.2
2020-21-GU	30-1	404-13.5	45-90	.500	14-40	.350	23-35	.657	7+41=48-1.6	38-0	51	34	4	26	127-4.2
2021-22	15-15	490-32.7	56-149	.376	17-56	.304	25-35	.714	5+37=42-2.8	21-0	97	51	5	22	154-10.3
<b>TOTALS</b>	<b>148-86</b>	<b>3460-23.4</b>	<b>385-917</b>	<b>.420</b>	<b>117-348</b>	<b>.336</b>	<b>239-349</b>	<b>.685</b>	<b>42+244=286-1.9</b>	<b>212-1</b>	<b>406</b>	<b>280</b>	<b>36</b>	<b>186</b>	<b>1126-7.6</b>

## ▶ SEC CAREER STATISTICS

	GP-GS	MP-Avg.	FGs	Pct.	3FGs	Pct.	FTs	Pct.	O+R=Tot.-Avg.	PF-D	A	TO	BL	ST	Pts.-Avg.
2021-22	3-3	101-33.7	9-26	.346	1-5	.200	8-8	1.000	0+7=7-2.3	3-0	15	12	2	4	27-9.0
<b>TOTALS</b>	<b>3-3</b>	<b>101-33.7</b>	<b>9-26</b>	<b>.346</b>	<b>1-5</b>	<b>.200</b>	<b>8-8</b>	<b>1.000</b>	<b>0+7=7-2.3</b>	<b>3-0</b>	<b>15</b>	<b>12</b>	<b>2</b>	<b>4</b>	<b>27-9.0</b>



# 11 JAXON ETTER

6-4 • 205 • JR. • WOODSTOCK, GA. • ETOWAH HIGH SCHOOL • REAL ESTATE

## SEASON & CAREER HIGHS

### POINTS

SEASON 9 3X, last W. Carolina (12/20/21)

CAREER 9 5X, last W. Carolina (12/20/21)

### REBOUNDS

SEASON 5 vs. ETSU (12/22/21)  
5 vs. G. Mason (12/18/21)

CAREER 5 vs. ETSU (12/22/21)  
5 vs. G. Mason (12/18/21)

### ASSISTS

SEASON 4 vs. Texas A&M (1/4/22)  
4 vs. Wofford (11/28/21)

CAREER 4 vs. Texas A&M (1/4/22)  
4 vs. Wofford (11/28/21)

### BLOCKS

SEASON 1 vs. Northwestern (11/23/21)

CAREER 1 vs. Northwestern (11/23/21)

### STEALS

SEASON 1 7X, last Kentucky (1/8/22)

CAREER 3 vs. South Carolina (2/27/21)

### MINUTES

SEASON 31 vs. Texas A&M (1/4/22)

CAREER 31 vs. Texas A&M (1/4/22)

### FIELD GOALS MADE

SEASON 4 vs. W. Carolina (12/20/21)

CAREER 4 vs. W. Carolina (12/20/21)

### FIELD GOALS ATTEMPTED

SEASON 8 vs. Texas A&M (1/4/22)  
8 vs. W. Carolina (12/20/21)

CAREER 8 vs. Texas A&M (1/4/22)  
8 vs. W. Carolina (12/20/21)

### 3-POINTERS MADE

SEASON 1 6X, last Kentucky (1/8/22)

CAREER 1 9X, last Kentucky (1/8/22)

### 3-POINTERS ATTEMPTED

SEASON 3 vs. ETSU (12/22/21)  
3 vs. FIU (11/9/21)

CAREER 3 vs. ETSU (12/22/21)  
3 vs. FIU (11/9/21)

### FREE THROWS MADE

SEASON 4 3X, last ETSU (12/22/21)

CAREER 4 4X, last ETSU (12/22/21)

### FREE THROWS ATTEMPTED

SEASON 7 vs. Ga. Tech (11/19/21)

CAREER 7 vs. Ga. Tech (11/19/21)

### MISCELLANEOUS STATS

#### DOUBLE-DIGIT POINTS

SEASON - CAREER -

#### DOUBLE-DIGIT REBOUNDS

SEASON - CAREER -

## 2021-22 SEASON HIGHLIGHTS:

- ◇ Recorded his first "unofficial" double-figure scoring output at UGA by scoring 10 points in an exhibition at Charlotte.
- ◇ Came within a point of his first "official" double-digit point production in the season opener versus FIU.
- ◇ Notched his first career start for upset of No. 18 Memphis.
- ◇ After playing 177 total minutes as a freshman and a sophomore (6.1 mpg), logged 188 minutes in the first eight games (23.5 mpg).
- ◇ Entered the season with career averages of 1.6 ppg, 0.8 rpg and 6.1 mpg but has more than tripled each of those with contributions of 5.1 ppg, 3.1 rpg and 24.6 mpg in 21-22.
- ◇ Missed the Gardner-Webb game due to back spasms.
- ◇ Returned to log a career-high 31 minutes in the SEC opener against Texas A&M.
- ◇ Has drawn 14 offensive fouls on the year...and 22 in Georgia's last 27 games dating back to last season.

## CAREER HIGHLIGHTS:

- ◇ **AS A SOPHOMORE IN 2020-21**, named to the SEC Academic Honor Roll for the second-straight season.
- ◇ Logged action in six of seven non-conference games, bettering his previous high for minutes played in four of those contests.
- ◇ A key contributor in the win over Samford, recording a "+/-" of "+8" in just four minutes of action and scoring with 1:17 left in the game to give UGA its first lead of the night, which the Bulldogs never relinquished.
- ◇ After playing a combined eight mop-up minutes in the first eight SEC games (with five DNP's), earned meaningful PT UGA's last 10 outings.
- ◇ In five outings from Feb. 6-20 scored 34 points, more four times as many as the eight points he did in his previous 20 career appearances for Georgia.
- ◇ Also played 86 minutes in those five outings vs. Vanderbilt, Tennessee, Alabama, Missouri and Florida, versus 60 combined in his first 20 GPs.
- ◇ **AS A FRESHMAN IN 2019-20**, secured late-game playing time in nine contests.
- ◇ **PRIOR TO UGA**, coached by Jason Dasinger as a junior and senior and by Allen Whitehart as a sophomore at Etowah, helping the Eagles win three consecutive Region titles.
- ◇ Tabbed All-State by the Atlanta Journal-Constitution in both 2018 (second team) and 2019 (honorable mention).
- ◇ Named team MVP of the 2018 GACA All-Star game after recording 23 points, three rebounds, three assists and three steals for the South in a 118-106 victory.

## ▶ GAME-BY-GAME LINESCORES

Opponent	FGs	3FGs	FTs	OR	DRRB	PF	PT	A	TO	B	S	MP
FIU	2-6	1-3	4-4	0	3	3	1	9	1	0	0	28
at Cincinnati	1-5	1-2	0-0	0	3	3	4	3	1	2	0	19
S.C. STATE	2-4	0-0	0-0	0	2	2	3	4	2	0	0	20
GA. TECH	1-3	1-1	3-7	0	3	3	3	6	0	1	0	27
vs. Virginia	0-1	0-0	2-4	2	2	4	2	2	0	1	0	21
vs. Northwestern	2-4	0-1	0-0	0	2	2	1	4	1	1	1	26
WOFFORD	0-2	0-1	0-0	0	2	2	2	0	4	0	0	26
MEMPHIS	* 0-1	0-1	4-4	2	1	3	4	4	3	4	0	21
JACKSONVILLE	3-4	0-1	2-2	1	2	3	1	8	0	2	0	25
G. MASON	3-5	1-2	2-2	2	3	5	2	9	3	2	0	22
W. CAROLINA	* 4-8	0-2	1-3	0	2	2	4	9	2	0	0	28
ETSU	* 0-4	0-3	4-4	2	3	5	3	4	3	0	0	25
GARDNER-WEBB	DNP											
TEXAS A&M	* 3-8	1-2	0-0	2	2	4	1	7	4	0	0	31
at Kentucky	* 1-2	1-1	0-0	0	2	2	3	3	3	0	0	1
at Mississippi St.	* 2-2	1-1	0-0	1	2	3	4	5	0	0	0	24
VANDERBILT												
at Auburn												
at S. Carolina												
ALABAMA												
at Vanderbilt												
ARKANSAS												
AUBURN												
at Florida												
S. CAROLINA												
at LSU												
OLE MISS												
at Texas A&M												
FLORIDA												
TENNESSEE												
at Missouri												

## ▶ OVERALL CAREER STATISTICS

	GP-GS	MP-Avg.	FGs	Pct.	3FGs	Pct.	FTs	Pct.	O+R=Tot.-Avg.	PF-D	A	TO	BL	ST	Pts.-Avg.
2019-20	9-0	19-2.1	0-1	.000	0-1	.000	0-0	.000	0+2=2-0.2	2-0	0	0	0	1	0-0.0
2020-21	20-0	158-7.9	17-27	.630	3-6	.500	10-11	.909	6+15=21-1.1	21-0	6	5	0	7	47-2.4
2021-22	15-6	369-24.6	24-59	.407	7-21	.333	22-30	.733	12+34=46-3.1	38-0	27	13	1	7	77-5.1
<b>TOTALS</b>	<b>44-6</b>	<b>546-12.4</b>	<b>41-87</b>	<b>.471</b>	<b>10-28</b>	<b>.357</b>	<b>32-41</b>	<b>.780</b>	<b>18+51=69-1.6</b>	<b>61-0</b>	<b>33</b>	<b>18</b>	<b>1</b>	<b>15</b>	<b>124-2.8</b>

## ▶ SEC CAREER STATISTICS

	GP-GS	MP-Avg.	FGs	Pct.	3FGs	Pct.	FTs	Pct.	O+R=Tot.-Avg.	PF-D	A	TO	BL	ST	Pts.-Avg.
2019-20	4-0	8-2.0	0-0	.000	0-0	.000	0-0	.000	0+1=1-0.3	1-0	0	0	0	0	0-0.0
2020-21	13-0	127-9.8	15-21	.714	3-6	.500	8-9	.889	5+10=15-1.2	17-0	5	4	0	7	41-3.2
2021-22	3-3	81-27.0	6-12	.500	3-4	.750	0-0	.000	3+6=9-3.0	8-0	7	0	0	2	15-5.0
<b>TOTALS</b>	<b>20-3</b>	<b>216-10.8</b>	<b>21-33</b>	<b>.636</b>	<b>6-10</b>	<b>.600</b>	<b>8-9</b>	<b>.889</b>	<b>8+17=25-1.3</b>	<b>26-0</b>	<b>12</b>	<b>4</b>	<b>0</b>	<b>9</b>	<b>56-2.8</b>



# 12 JOSH TAYLOR

6-9 • 215 • SOPH. • ATLANTA, GA. • NORCROSS HIGH SCHOOL • HOUSING MANAGEMENT & POLICY

## SEASON & CAREER HIGHS

POINTS	
SEASON	4 vs. Wofford (11/28/21)
CAREER	4 vs. Wofford (11/28/21)
REBOUNDS	
SEASON	2 vs. Miss. St. (1/12/22)
CAREER	5 vs. Jacksonville (12/4/20) 5 vs. North Georgia (12/2/20)
ASSISTS	
SEASON	-
CAREER	-
BLOCKS	
SEASON	-
CAREER	1 vs. Cincinnati (12/19/20)
STEALS	
SEASON	2 vs. Miss. St. (1/12/22)
CAREER	2 vs. Miss. St. (1/12/22)
MINUTES	
SEASON	12 vs. Miss. St. (1/12/22)
CAREER	12 vs. Miss. St. (1/12/22)
FIELD GOALS MADE	
SEASON	2 vs. Wofford (11/28/21)
CAREER	2 vs. Wofford (11/28/21)
FIELD GOALS ATTEMPTED	
SEASON	2 vs. Wofford (11/28/21)
CAREER	2 3X, last Wofford (11/28/21)
3-POINTERS MADE	
SEASON	-
CAREER	-
3-POINTERS ATTEMPTED	
SEASON	-
CAREER	-
FREE THROWS MADE	
SEASON	-
CAREER	-
FREE THROWS ATTEMPTED	
SEASON	-
CAREER	1 vs. Wofford (11/28/21)

## MISCELLANEOUS STATS

DOUBLE-DIGIT POINTS	
SEASON	- CAREER -
DOUBLE-DIGIT REBOUNDS	
SEASON	- CAREER -
DOUBLE-DOUBLES	
SEASON	- CAREER -

## 2021-22 SEASON HIGHLIGHTS:

- ◆ Scored a career-high four points in three minutes of first-half action against Wofford.
- ◆ Notched his first career SEC points with a nifty reverse layup at Kentucky.
- ◆ Logged 12 minutes at Mississippi State, two MP more than he did in the first 15 games of the season combined.
- ◆ His 12 minutes of action in Starkville was twice as many as his previous career most – six against Jacksonville last season.

## CAREER HIGHLIGHTS:

- ◆ **AS A FRESHMAN IN 2020-21**, logged action in seven games.
- ◆ Active on the boards against North Georgia and Jacksonville, grabbing five rebounds in five minutes vs. the Nighthawks and five caroms in six minutes vs. the Dolphins.
- ◆ **PRIOR TO UGA**, coached by Jesse McMillan at Norcross High as a senior.
- ◆ Rated as a three-star prospect and ranked as the nation's No. 128 prospect by 247Sports.com, No. 129 by rivals.com and No. 138 in the 247Sports.com composite.
- ◆ Named honorable mention all-state by the Atlanta Journal-Constitution for Class 7A as a senior at Norcross.
- ◆ At Norcross, averaged 11.7 points, 10.7 rebounds and 1.0 blocks per game for the Blue Devils, making him one of three players among all 24 high schools in Gwinnett County who averaged a double-double during 2019-20.
- ◆ Coached by Freddy Johnson at Greensboro (N.C.) Day School as a junior, where he contributed 9.1 points and a team-high 7.0 rebounds per game.
- ◆ Helped the Bengals compile a 30-5 record and win the 2019 N.C. Independent School Athletic Association (NCISSA) Class 4A State Tournament.
- ◆ Coached by Dr. Phillip McCrary at Columbia High in Atlanta as a freshman and sophomore and averaged a double-double in both seasons – 10 points and 12 boards as a freshman and 12 points and 13 boards as a sophomore.

## ▶ GAME-BY-GAME LINESCORES

Opponent	FGs	3FGs	FTs	OR	DRRB	PF	PT	A	TO	B	S	MP
FIU	DNP											
at Cincinnati	DNP											
S.C. STATE	DNP											
GA. TECH	DNP											
vs. Virginia	DNP											
vs. Northwestern	DNP											
WOFFORD	2-2	0-0	0-1	1	0	1	0	4	0	0	0	3
MEMPHIS	DNP											
JACKSONVILLE	0-1	0-0	0-0	0	1	1	0	0	0	0	0	2
G. MASON	DNP											
W. CAROLINA	DNP											
ETSU	DNP											
GARDNER-WEBB	0-0	0-0	0-0	0	0	0	0	0	0	0	0	2
TEXAS A&M	DNP											
at Kentucky	1-1	0-0	0-0	0	0	0	0	2	0	0	0	3
at Mississippi St.	0-0	0-0	0-0	0	2	2	1	0	0	2	0	12
VANDERBILT												
at Auburn												
at S. Carolina												
ALABAMA												
at Vanderbilt												
ARKANSAS												
AUBURN												
at Florida												
S. CAROLINA												
at LSU												
OLE MISS												
at Texas A&M												
FLORIDA												
TENNESSEE												
at Missouri												

## ▶ OVERALL CAREER STATISTICS

	GP-GS	MP-Avg.	FGs	Pct.	3FGs	Pct.	FTs	Pct.	O+R=Tot.-Avg.	PF-D	A	TO	BL	ST	Pts.-Avg.
2020-21	7-0	19-2.7	1-4	.250	0-0	.000	0-0	.000	3+8=11-1.6	5-0	0	4	1	1	2-0.3
2021-22	5-0	22-4.4	3-4	.750	0-0	.000	0-1	.000	1+3=4-0.8	1-0	0	2	0	2	6-1.2
<b>TOTALS</b>	<b>12-0</b>	<b>41-3.4</b>	<b>4-8</b>	<b>.500</b>	<b>0-0</b>	<b>.000</b>	<b>0-1</b>	<b>.000</b>	<b>4+11=15-1.3</b>	<b>6-0</b>	<b>0</b>	<b>6</b>	<b>1</b>	<b>3</b>	<b>8-0.7</b>

## ▶ SEC CAREER STATISTICS

	GP-GS	MP-Avg.	FGs	Pct.	3FGs	Pct.	FTs	Pct.	O+R=Tot.-Avg.	PF-D	A	TO	BL	ST	Pts.-Avg.
2020-21	2-0	2-1.0	0-0	.000	0-0	.000	0-0	.000	0+0=0-0.0	1-0	0	0	0	0	0-0.0
2021-22	2-0	15-7.5	1-1	1.000	0-0	.000	0-0	.000	0+2=2-1.0	1-0	0	2	0	2	2-1.0
<b>TOTALS</b>	<b>4-0</b>	<b>17-4.3</b>	<b>1-1</b>	<b>1.000</b>	<b>0-0</b>	<b>.000</b>	<b>0-0</b>	<b>.000</b>	<b>0+2=2-0.5</b>	<b>2-0</b>	<b>0</b>	<b>2</b>	<b>0</b>	<b>2</b>	<b>2-0.5</b>







# 20 NOAH BAUMANN

6-6 • 210 • SR. • PHOENIX, ARIZ. • TR.-SOUTHERN CAL • SPORT MANAGEMENT

## SEASON & CAREER HIGHS

### POINTS

SEASON 25 vs. ETSU (12/22/21)  
 CAREER 29 vs. Utah St. (1/16/19)

### REBOUNDS

SEASON 11 vs. W. Carolina (12/20/21)  
 CAREER 11 vs. W. Carolina (12/20/21)

### ASSISTS

SEASON 4 vs. W. Carolina (12/20/21)  
 CAREER 5 3X, last New Mexico (2/27/19)

### BLOCKS

SEASON 2 vs. W. Carolina (12/20/21)  
 CAREER 2 vs. W. Carolina (12/20/21)

### STEALS

SEASON 1 3X, last Kentucky (1/8/22)  
 CAREER 3 4X, last New Mexico (2/13/19)

### MINUTES

SEASON 36 vs. Gardner-Webb (12/29/21)  
 CAREER 40 vs. Stanford (12/18/18)

### FIELD GOALS MADE

SEASON 8 vs. ETSU (12/22/21)  
 CAREER 9 vs. Utah St. (1/16/19)

### FIELD GOALS ATTEMPTED

SEASON 14 vs. Texas A&M (1/4/22)  
 CAREER 17 vs. Wyoming (3/6/19)

### 3-POINTERS MADE

SEASON 7 vs. ETSU (12/22/21)  
 CAREER 7 3X, last ETSU (12/22/21)

### 3-POINTERS ATTEMPTED

SEASON 10 vs. Miss. St. (1/12/22)  
 10 vs. Texas A&M (1/4/22)  
 CAREER 14 vs. Wyoming (3/6/19)

### FREE THROWS MADE

SEASON 3 vs. Kentucky (1/8/22)  
 CAREER 5 vs. Utah St. (1/30/19)

### FREE THROWS ATTEMPTED

SEASON 4 vs. Kentucky (1/8/22)  
 CAREER 7 vs. Utah St. (1/30/19)

### MISCELLANEOUS STATS

DOUBLE-DIGIT POINTS  
 SEASON 6 CAREER 28

DOUBLE-DIGIT REBOUNDS  
 SEASON 1 CAREER 1

DOUBLE-DOUBLES  
 SEASON - CAREER -

20-POINT GAMES  
 SEASON 1 CAREER 5

## 2021-22 SEASON HIGHLIGHTS:

- ◇ Proposed to his longtime girlfriend Mackenzie Moore on Nov. 14. They've known each other since they were 7th graders at Akimel (pronounced ah-kee-mull) Middle School and started dating as seniors at Desert Vista High School.
- ◇ Limited due to an illness at the Roman Legends Classic. Did not start against Virginia and then remained at the team hotel for the Northwestern game.
- ◇ Grabbed a career-high 11 rebounds against Western Carolina, more than double his previous best of five.
- ◇ Among stat for SEC games only, leads the league in 3FGs per game (3.7) and ranks No. 4 in 3FG pct. (.400), No. 9 in FG pct. (.500) and No. 11 in scoring (16.0 ppg).
- ◇ Over his career, 71.8 percent (178 of 248) of his FGs made are 3-pointers and is shooting a better percentage outside the arc (.437) than on 2-point attempts (.378).

## CAREER HIGHLIGHTS:

- ◇ **IN THREE SEASONS PRIOR TO UGA**, played the 2020-21 season at Southern Cal after competing at San Jose State in 2017-18 and 2018-19.
- ◇ **AS A JUNIOR AT SOUTHERN CAL IN 2020-21**, appeared in 31 of 33 games, helping the Trojans finish 25-8 and reach the "Elite Eight" of the NCAA Tournament.
- ◇ Averaged 3.6 points recorded double-figure minutes 16 times, including nine of 20 Pac-12 games.
- ◇ **IN TWO SEASONS AT SAN JOSE STATE**, started 44 of 61 games and averaged 8.0 points with 20 double-figure scoring performances and a quartet of 20-point outbursts.
- ◇ Produced the two highest season 3-point shooting percentages in SJSU history – .460 (40-of-87) as a freshman and .455 (81-of-178) as a sophomore.
- ◇ Among San Jose State's career leaders, left ranked No. 2 in 3-point pct. (.457) and No. 8 in 3-pointers (121).
- ◇ Wrapped up his SJSU career with at least one 3-pointer in 29 consecutive games, a school record.
- ◇ As a sophomore in 2018-29, set the Spartans' single-season record for 3-pointers made (81).
- ◇ Finished the 2018-19 season ranked No. 6 nationally in 3-point percentage at .455 (81-of-178).
- ◇ **PRIOR TO SJSU**, coached by Gino Crump as a senior and by Tony Darden as a sophomore and junior at Desert Vista High and helped the Thunder reach the quarterfinals of the 2017 6A state tourney.
- ◇ Played sparingly as a junior (due to a back injury) and sophomore (on a team that finished as state runner-up).
- ◇ Earned his bachelor's degree in Human and Health Science from Southern Cal in 2021 and is pursuing a second bachelor's in Sport Management at UGA.

## ▶ GAME-BY-GAME LINESCORES

Opponent	FGs	3FGs	FTs	OR	DRRB	PF	PT	A	TO	B	S	MP
FIU	2-5	0-2	0-0	2	3	5	0	4	0	0	1	17
at Cincinnati	* 3-5	3-4	0-0	0	0	0	2	9	1	1	0	18
S.C. STATE	* 2-9	2-7	0-0	1	2	3	1	6	1	0	0	19
GA. TECH	* 2-4	1-3	0-0	0	0	0	0	5	1	0	0	10
vs. Virginia	0-1	0-1	0-0	0	1	1	0	0	0	1	0	7
vs. Northwestern	DNP											
WOFFORD	0-1	0-1	0-0	0	1	1	0	0	0	0	0	7
MEMPHIS	0-1	0-1	2-2	0	1	1	1	2	0	0	0	5
JACKSONVILLE	1-3	1-2	0-0	0	2	2	0	3	0	0	0	12
G. MASON	* 3-6	3-5	2-3	0	3	3	1	11	1	0	0	21
W. CAROLINA	* 2-8	2-6	0-0	0	11	11	0	6	4	0	2	30
ETSU	* 8-10	7-9	2-3	0	7	7	2	25	1	1	1	33
GARDNER-WEBB	* 4-7	2-5	1-1	1	4	5	2	11	1	1	0	36
TEXAS A&M	* 7-14	5-10	0-0	0	4	4	2	19	0	1	1	34
at Kentucky	* 4-6	3-5	3-4	1	2	3	2	14	1	1	0	1
at Mississippi St.	* 5-12	3-10	2-2	0	5	5	0	15	0	0	1	31
VANDERBILT												
at Auburn												
at S. Carolina												
ALABAMA												
at Vanderbilt												
ARKANSAS												
AUBURN												
at Florida												
S. CAROLINA												
at LSU												
OLE MISS												
at Texas A&M												
FLORIDA												
TENNESSEE												
at Missouri												

## ▶ OVERALL CAREER STATISTICS

	GP-GS	MP-Avg.	FGs	Pct.	3FGs	Pct.	FTs	Pct.	O+R=Tot.-Avg.	PF-D	A	TO	BL	ST	Pts.-Avg.
2017-18	30-17	535-17.8	54-133	.406	40-87	.460	7-14	.500	8+48=56-1.9	25-0	39	52	2	12	155-5.2
2018-19	31-27	849-27.4	110-270	.407	81-178	.455	34-44	.773	10+73=83-2.7	52-0	55	61	2	16	355-10.8
SJSU	61-44	1384-22.7	164-403	.407	121-265	.457	41-58	.707	18+121=139-2.3	77-0	94	113	4	28	490-8.0
2020-21-SC	31-1	337-10.9	41-97	.423	25-71	.352	5-11	.455	6+22=28-0.9	14-0	9	17	3	7	112-3.6
2021-22	15-10	312-20.8	43-92	.467	32-71	.451	12-15	.800	5+46=51-3.4	13-0	11	6	6	3	130-8.7
TOTALS	107-55	2031-19.0	248-592	.419	178-407	.437	58-84	.690	29+189=218-2.0	104-0	114	136	13	38	732-6.8

## ▶ SEC CAREER STATISTICS

	GP-GS	MP-Avg.	FGs	Pct.	3FGs	Pct.	FTs	Pct.	O+R=Tot.-Avg.	PF-D	A	TO	BL	ST	Pts.-Avg.
2021-22	3-3	97-32.3	16-32	.500	11-25	.440	5-6	.833	1+11=12-4.0	4-0	1	2	2	1	48-16.0
TOTALS	3-3	97-32.3	16-32	.500	11-25	.440	5-6	.833	1+11=12-4.0	4-0	1	2	2	1	48-16.0



# 23 BRAELEN BRIDGES

6-11 • 240 • SR. • ATLANTA, GA. • TR.-UIC • NON-PROFIT LEADERSHIP & MANAGEMENT (MASTER'S)

## SEASON & CAREER HIGHS

### POINTS

SEASON 24 vs. Cincinnati (11/13/21)

CAREER 24 vs. Cincinnati (11/13/21)

### REBOUNDS

SEASON 8 3X, last S.C. State (11/16/21)

CAREER 14 vs. DePaul (12/14/19)

### ASSISTS

SEASON 3 4X, last Texas A&M (1/4/22)

CAREER 5 vs. Purdue-Fort Wayne (12/17/19)

### BLOCKS

SEASON 1 7X, last Texas A&M (1/4/22)

CAREER 3 3X, last Youngstown St. (3/5/20)

### STEALS

SEASON 1 5X, last Gardner-Webb (12/29/21)

CAREER 1 19X, last Gardner-Webb (12/29/21)

### MINUTES

SEASON 34 vs. Kentucky (1/8/22)

CAREER 34 vs. Kentucky (1/8/22)

### FIELD GOALS MADE

SEASON 11 vs. Cincinnati (11/13/21)

CAREER 11 vs. Cincinnati (11/13/21)

### FIELD GOALS ATTEMPTED

SEASON 15 vs. Cincinnati (11/13/21)

CAREER 15 vs. Cincinnati (11/13/21)

### 3-POINTERS MADE

SEASON -

CAREER -

### 3-POINTERS ATTEMPTED

SEASON -

CAREER -

### FREE THROWS MADE

SEASON 7 vs. W. Carolina (12/20/21)

7 vs. G. Mason (12/18/21)

CAREER 7 vs. W. Carolina (12/20/21)

7 vs. G. Mason (12/18/21)

### FREE THROWS ATTEMPTED

SEASON 10 vs. W. Carolina (12/20/21)

CAREER 10 vs. W. Carolina (12/20/21)

## MISCELLANEOUS STATS

### DOUBLE-DIGIT POINTS

SEASON 11 CAREER 35

### DOUBLE-DIGIT REBOUNDS

SEASON - CAREER 4

### DOUBLE-DOUBLES

SEASON - CAREER 4

### 20-POINT GAMES

SEASON 1 CAREER 2

## 2021-22 SEASON HIGHLIGHTS:

- Recorded a double-double of 12 points and 10 boards in exhibition outing versus Morehouse.
- Exploded for a career-high 24 points on career-most efforts of 11 FGs made and 15 FG attempts at Cincinnati.
- Leads the Bulldogs with 11 double-figure scoring outputs... and posted nine points in two of the five games he came up shy of reaching double digits – against FIU and Ga. Tech.
- Among stat leaders for SEC games only, ranks No. 9 in rebounding (6.7 rpg).

## CAREER HIGHLIGHTS:

- IN TWO SEASONS AT UIC**, started 37 of 49 games and contributed 8.9 points and 4.9 rebounds per game.
- Tallied 437 points – while shooting 58.7 percent from the floor – and 240 boards for the Flames.
- Scored in double figures 24 times, with four double-digit rebound counts and a quartet of double-doubles.
- As a junior in 2020-21, averaged 10.1 points and posted 11 double-digit scoring efforts and one double-figure rebound tally, resulting in a double-double against Central Michigan.
- As a sophomore in 2019-20, started all 34 games for UIC, which was then coached by current Georgia assistant coach Steve McClain
- Helped the Flames to the championship game of the 2020 Horizon League Tournament, a first since 2004.
- PRIOR TO UIC AT**, played in 24 games at Northwest Florida State the 2017-18 before not playing in 2018-19.
- Helped the Raiders finish 31-3 overall and advance to the quarterfinals of the 2018 NJCAA National Championships.
- PRIOR TO NWF**, coached by Jarvis Tarplin at Union Grove High, scoring 373 points, grabbing 320 rebounds and swatting 97 shots in 54 games played.
- Helped a dramatic turnaround in the Wolverines' fortunes between his junior and senior seasons. After posting a 9-16 record in 2015-16, Union Grove improved to 22-7 and reached the 2016 Georgia 5A state tournament.
- Earned is bachelor's degree in Communications from UIC in 2021 and is pursuing a master's in Nonprofit Management & Leadership at UGA.

## ▶ GAME-BY-GAME LINESCORES

Opponent	FGs	3FGs	FTs	OR	DRRB	PF	PT	A	TO	B	S	MP
FIU	* 4-8	0-0	1-2	4	4	8	1	9	2	1	0	31
at Cincinnati	* 11-15	0-0	2-4	4	4	8	2	24	0	2	0	32
S.C. STATE	* 5-7	0-0	5-8	1	7	8	0	15	1	3	0	27
GA. TECH	* 4-6	0-0	1-3	1	1	2	2	9	3	2	0	26
vs. Virginia	* 6-11	0-0	2-2	1	4	5	5	14	0	3	0	27
vs. Northwestern	* 5-9	0-0	2-3	0	5	5	4	12	1	3	1	21
WOFFORD	* 3-4	0-0	1-1	1	3	4	2	7	0	3	0	21
MEMPHIS	* 3-5	0-0	4-6	2	2	4	3	10	0	1	1	30
JACKSONVILLE	* 4-4	0-0	6-8	1	4	5	2	14	3	0	1	25
G. MASON	* 3-4	0-0	7-9	2	5	7	3	13	3	4	1	29
W. CAROLINA	* 5-7	0-0	7-10	2	5	7	0	17	1	0	0	23
ETSU	* 3-3	0-0	0-0	1	5	6	3	6	0	5	1	23
GARDNER-WEBB	* 7-13	0-0	3-4	3	4	7	0	17	0	0	1	28
TEXAS A&M	* 5-8	0-0	2-2	2	5	7	1	12	3	4	1	29
at Kentucky	* 4-8	0-0	2-2	2	4	6	1	10	1	1	0	34
at Mississippi St.	* 1-5	0-0	1-2	4	3	7	2	3	2	1	0	26
VANDERBILT												
at Auburn												
at S. Carolina												
ALABAMA												
at Vanderbilt												
ARKANSAS												
AUBURN												
at Florida												
S. CAROLINA												
at LSU												
OLE MISS												
at Texas A&M												
FLORIDA												
TENNESSEE												
at Missouri												

## ▶ OVERALL CAREER STATISTICS

	GP-GS	MP-Avg.	FGs	Pct.	3FGs	Pct.	FTs	Pct.	O+R=Tot.-Avg.	PF-D	A	TO	BL	ST	Pts.-Avg.
2019-20	34-34	702-20.6	121-215	.563	0-0	.000	43-65	.662	49+116=165-4.9	84-0	29	62	29	9	285-8.4
2020-21	18-3	345-19.1	75-115	.652	0-0	.000	28-47	.596	31+55=86-4.0	40-2	19	35	3	5	178-9.9
<b>UIC</b>	<b>52-37</b>	<b>1047-20.1</b>	<b>193-330</b>	<b>.585</b>	<b>0-0</b>	<b>.000</b>	<b>71-112</b>	<b>.634</b>	<b>80+171=251-4.8</b>	<b>124-2</b>	<b>48</b>	<b>97</b>	<b>32</b>	<b>14</b>	<b>465-8.9</b>
2021-22	16-16	432-27.0	73-117	.624	0-0	.000	46-66	.697	31+65=96-6.0	31-1	20	33	7	5	192-12.0
<b>TOTALS</b>	<b>68-53</b>	<b>1478-21.7</b>	<b>269-447</b>	<b>.602</b>	<b>0-0</b>	<b>.000</b>	<b>117-178</b>	<b>.697</b>	<b>111+236=347-5.1</b>	<b>155-3</b>	<b>68</b>	<b>130</b>	<b>39</b>	<b>19</b>	<b>655-9.6</b>

## ▶ SEC CAREER STATISTICS

	GP-GS	MP-Avg.	FGs	Pct.	3FGs	Pct.	FTs	Pct.	O+R=Tot.-Avg.	PF-D	A	TO	BL	ST	Pts.-Avg.
2021-22	3-3	89-29.7	10-21	.476	0-0	.000	5-6	.833	8+12=20-6.7	4-0	6	6	1	0	25-8.3
<b>TOTALS</b>	<b>3-3</b>	<b>89-29.7</b>	<b>10-21</b>	<b>.476</b>	<b>0-0</b>	<b>.000</b>	<b>5-6</b>	<b>.833</b>	<b>8+12=20-6.7</b>	<b>4-0</b>	<b>6</b>	<b>6</b>	<b>1</b>	<b>0</b>	<b>25-8.3</b>



























**▶ 2021-22 GEORGIA NUMERICAL ROSTER**

NO.	NAME	HT.	WT.	POS.	CL.-EXP.	HOMETOWN / PREVIOUS SCHOOL
0	Jailyn Ingram	6-7	225	B	Gr.-Tr.	Madison, Ga. / Tr.-Florida Atlantic
1	Jabri Abdur-Rahim	6-8	210	B	* So.-Tr.	South Orange, N.J. / Tr.-Virginia
2	Cam McDowell	6-5	185	B	Fr.-HS	Powder Springs, Ga. / McEachern High School
3	Kario Oquendo	6-4	215	B	* So.-Tr.	Titusville, Fla. / Tr.-Florida SouthWestern State
4	Tyron McMillan	6-9	220	B	* Jr.-1L	New Orleans, La. / Tr.-Kilgore (Texas) College
5	Christian Wright	6-3	185	B	Fr.-HS	Alpharetta, Ga. / The Skill Factory
10	Aaron Cook	6-2	185	B	Gr.-Tr.	St. Louis, Mo. / Tr.-Gonzaga
11	Jaxon Etter	6-4	205	B	* Jr.-2L	Woodstock, Ga. / Etowah High School
12	Josh Taylor	6-9	215	B	* So.-1L	Atlanta, Ga. / Norcross High School
13	Jonathan Ned	6-9	220	B	* Sr.-1L	Brentwood, Calif. / Tr.-Eastern Florida State College
15	Dalen Ridgnal	6-7	200	B	* Jr.-Tr.	Kansas City, Mo. / Cowley (Community) College
20	Noah Baumann	6-6	210	B	* Sr.-Tr.	Phoenix, Ariz / Tr.-Southern Cal
23	Braelen Bridges	6-11	240	B	* Sr.-Tr.	Atlanta, Ga. / Tr.-UIC
24	P.J. Horne	6-6	225	B	Gr.-1L	Tifton, Ga. / Tr.-Virginia Tech
35	Tyrone Baker	6-11	210	B	Fr.-HS	Fort Myers, Fla. / Hightower (Texas) High School

**Head Coach:** Tom Crean (Central Michigan '89)  
**Assistant Coaches:** Steve McClain (Chadron St. '84); John Linehan (Providence '02); Wade Mason (Tulane '01)  
**Director of Player Development:** Brian Fish (Marshall '89)  
**Director Recruiting & Basketball Operations:** J.D. Powell (Clemson '01)  
**Associate to the Head Coach/Director of Strategy:** David Gale (Loyola-Chicago '07)  
**Strength & Conditioning:** Sean Hayes (Springfield '96)  
**Athletic Trainer:** Lance Schuemann (Florida '07)

**PRO-NUN-SEE-Ā-SHUN GUY'D**  
**JABRI** (Juh-bree) **ABDUR-RAHIM** (Ab-duhr rah-heem)  
 Noah **BAUMANN** (bauw-man)  
**BRAELEN** (Bray-linn) Bridges  
**JAXON** (jack-son) **ETTER** (eh-tuhr) *think "better" without the "b"*  
**TYRON** (Tyrun) **McMILLAN** (Mic-mill-uhn)  
**JAILYN** (Jay-linn) Ingram  
**KARIO** (care-ee-oh) **OQUENDO** (oh-kwin-dough)  
**DALEN** (day-lin) **RIDGNAL** (ridge-uh-nul) *think "original" without the "o"*

**▶ 2021-22 GEORGIA SPOTTER'S CHART**

							
<b>Tom Crean</b> Head Coach 4th Season	<b>0 Jailyn Ingram</b> 6-7 / 225 / Grad. Madison, Ga	<b>1 Jabri Abdur-Rahim</b> 6-8 / 210 / Soph. South Orange, N.J.	<b>2 Cam McDowell</b> 6-5 / 185 / Fr. Alpharetta, Ga.	<b>3 Kario Oquendo</b> 6-4 / 215 / Soph. Titusville, Fla.	<b>4 Tyron McMillan</b> 6-9 / 220 / Jr. New Orleans, La.	<b>5 Christian Wright</b> 6-2 / 185 / Fr. Powder Springs, Ga.	<b>10 Aaron Cook</b> 6-2 / 185 / Grad. St. Louis, Mo.
							
<b>11 Jaxon Etter</b> 6-4 / 205 / Jr. Woodstock, Ga.	<b>12 Josh Taylor</b> 6-9 / 215 / Soph. Atlanta, Ga.	<b>13 Jonathan Ned</b> 6-9 / 220 / Sr. Brentwood, Calif.	<b>15 Dalen Ridgnal</b> 6-7 / 200 / Jr. Kansas City, Mo.	<b>20 Noah Baumann</b> 6-6 / 210 / Sr. Phoenix, Ariz.	<b>23 Braelen Bridges</b> 6-11 / 240 / Sr. Atlanta, Ga.	<b>24 P.J. Horne</b> 6-6 / 225 / Grad. Tifton, Ga.	<b>35 Tyrone Baker</b> 6-11 / 210 / Fr. Fort Myers, Fla.
							
<b>Steve McClain</b> Assistant Coach 2nd Season	<b>John Linehan</b> Assistant Coach 3rd Season	<b>Wade Mason</b> Assistant Coach 1st Season	<b>Brian Fish</b> Dir. of Player Development 3rd Season	<b>J.D. Powell</b> Dir. of Recruiting & Ops 1st Season	<b>David Gale</b> Assoc. to H.C./Dir. of Strategy – 1st Season	<b>Sean Hayes</b> Dir. of Strength & Cond. 11th Season	<b>Lance Schuemann</b> Athletic Trainer 4th Season



**HEAD COACH TOM CREAN** **CENTRAL MICHIGAN '89 • 46-60 (4TH AT UGA) • 402-290 (22ND OVERALL)**

- Earned his 400th career win with Dec. 1 upset of No. 18 Memphis, with 190 in 9 seasons at Marquette, 166 in 9 seasons at Indiana and 44 at UGA.
- Coached 16 NBA players during his head coaching career, with those players going on to combine to earn more than \$714 million.
- Led Georgia to 2 of the Bulldogs' 3-highest scoring averages of the 2000s – No. 2 77.8 ppg in 2020-21 and No. 4 75.9 ppg in 2019-20.



**NO. 0 JAILYN INGRAM** **6-7 • 225 • GRAD. • MADISON, GA. • NON-PROFIT LEADERSHIP & MANAGEMENT**

- Helped Morgan County High School to Georgia Class 3A state titles in 2014 and 2016.
- Among FAU career leaders, ranked No. 3 in boards (630) & No. 6 in points (1,334).
- Led team in double-figure games (7) when lost to knee injury vs. Jacksonville (12/7)

	MPG	PPG	RPG	APG	BPG	SPG	FG	3FG	FT
2021-22	27.2	10.7	6.0	2.1	0.2	0.8	.493	.261	.900
CAREER	25.5	10.9	5.2	1.6	0.4	0.7	.448	.354	.730



**NO. 1 JABRI ABDUR-RAHIM** **6-8 • 210 • SOPH. • SOUTH ORANGE, N.J. • JOURNALISM-INTENDED**

- A consensus top-50 recruit in Class of 2020 ranked as high as No. 38 by espn.com.
- Named 2019 N.J. Player of the Year after lead Blair Academy to a Prep A state title.
- First double-figure SEC outing at Mississippi State – and fifth overall this season.

	MPG	PPG	RPG	APG	BPG	SPG	FG	3FG	FT
2021-22	18.9	7.8	3.1	0.3	0.4	0.3	.357	.317	.745
CAREER	14.1	5.5	2.2	0.3	0.3	0.2	.343	.299	.755



**NO. 2 CAM McDOWELL** **6-5 • 185 • FR. • POWDER SPRINGS, GA. • ACCOUNTING-INTENDED**

- Named first-team Class 7A All-State in '21 after leading McEachern to state semis.
- Saw first game action against Gardner-Webb with 2 boards and 2 assists in 14 minutes.
- Did not dress for the Texas A&M & Kentucky contests due to a non-COVID illness.

	MPG	PPG	RPG	APG	BPG	SPG	FG	3FG	FT
2021-22	14.0	1.0	2.0	2.0	0.0	1.0	.000	.000	.500
CAREER	14.0	1.0	2.0	2.0	0.0	1.0	.000	.000	.500



**NO. 3 KARIO OQUENDO** **6-4 • 215 • SOPH. • TITUSVILLE, FLA. • HOUSING MANAGEMENT & POLICY**

- Did not play senior season of high school to enroll at Florida SouthWestern State.
- Tied with Scotty Pippen Jr. as the SEC's leading scorer in league play (23.7 ppg).
- Three-straight 20-point outings...first Dog to do so since Anthony Edwards in 2020.

	MPG	PPG	RPG	APG	BPG	SPG	FG	3FG	FT
2021-22	28.4	13.8	4.2	0.7	0.8	1.2	.485	.233	.692
CAREER	28.4	13.8	4.2	0.7	0.8	1.2	.485	.233	.692



**NO. 4 TYRON McMILLAN** **6-9 • 220 • JR. • NEW ORLEANS, LA. • SOCIOLOGY**

- Ranked as the No. 11 and JUCO prospect in the Class of 2020 by 247Sports.com.
- Got starting nods against Samford & Auburn in Athens last season.
- Equaled his career scoring high with 8 points in 13 minutes against Virginia.

	MPG	PPG	RPG	APG	BPG	SPG	FG	3FG	FT
2021-22	8.0	1.4	1.6	0.2	0.0	0.1	.353	.000	.700
CAREER	7.3	1.7	1.5	0.1	0.0	0.2	.422	.000	.704



**NO. 5 CHRISTIAN WRIGHT** **6-3 • 185 • FR. • ALPHARETTA, GA. • BUSINESS-INTENDED**

- Scored 1,000 points in 2 seasons at Milton High School before moving to TSF.
- Led TSF to victory at the 2021 Phenom Postgraduate National Championship.
- Career-highs vs. Memphis: 17 points, 6 boards, 38 minutes. Also, only 1 TO.

	MPG	PPG	RPG	APG	BPG	SPG	FG	3FG	FT
2021-22	21.8	5.6	2.3	1.6	0.3	0.6	.351	.292	.806
CAREER	21.8	5.6	2.3	1.6	0.3	0.6	.351	.292	.806



**NO. 10 AARON COOK** **6-2 • 185 • GRAD. • ST. LOUIS, MO. • STRENGTH, FITNESS & CONDITIONING**

- Entered 2021-22 ranked third in career games played among all D-I players (133).
- Topped 1,000 career points during a 24-point outburst against S.C. State.
- Nationally, ranked No. 9 in both average assists (6.5 apg) and total assists (97).

	MPG	PPG	RPG	APG	BPG	SPG	FG	3FG	FT
2021-22	32.7	10.3	2.8	6.5	0.3	1.5	.376	.304	.714
CAREER	23.4	7.6	1.9	2.7	0.2	1.3	.420	.336	.685



**NO. 11 JAXON ETTER** **6-4 • 205 • JR. • WOODSTOCK, GA. • REAL ESTATE**

- A lifelong fans who says playing for UGA "was something I never fathomed growing up."
- Scored 10 points in exhibition outing at Charlotte.
- Has drawn 14 offensive fouls to date...and 22 in last 27 games dating back to '20-21.

	MPG	PPG	RPG	APG	BPG	SPG	FG	3FG	FT
2021-22	24.6	5.1	3.1	1.8	0.1	0.5	.407	.333	.733
CAREER	12.4	2.8	1.6	0.8	0.0	0.3	.471	.357	.780



**NO. 12 JOSH TAYLOR** **6-9 • 215 • SOPH. • ATLANTA, GA. • HOUSING MANAGEMENT & POLICY**

- At Norcross High School as a senior in 2019-20, one of only 3 Gwinnett County players to average a double-double (11.7 ppg, 10.7 rpg).
- Logged 12 minutes at Miss. St., twice his previous high vs. Jacksonville last season.

	MPG	PPG	RPG	APG	BPG	SPG	FG	3FG	FT
2021-22	4.4	1.2	0.8	0.0	0.0	0.4	.750	.000	.000
CAREER	3.6	0.7	1.3	0.0	0.1	0.3	.500	.000	.000



**NO. 13 JONATHAN NED** **6-9 • 220 • SR. • BRENTWOOD, CALIF. • COMMUNICATIONS**

- Rated as the No. 15 junior college recruit in the Class of 2020 by 247Sports.com.
- Averaged 9.7 ppg in 63 career games played at Eastern Florida State.
- Has not dressed for last 7 games – since G. Mason – due to an ankle injury.

	MPG	PPG	RPG	APG	BPG	SPG	FG	3FG	FT
2021-22	-	-	-	-	-	-	-	-	-
CAREER	6.6	1.6	1.4	0.1	0.2	0.1	.375	.333	.000



**NO. 15 DALEN RIDGINAL** **6-7 • 200 • JR. • KANSAS CITY, MO. • CONSUMER ECONOMICS**

- 1 of 2 JUCO players to earn All-America honors in both 2020 & 2021.
- Averaged a double-double of 18.6 ppg and 11.7 rpg in 60 career GPs at Cowley.
- Career highs of 10 points and 9 rebounds in just 12 minutes of PT vs. W. Carolina.

	MPG	PPG	RPG	APG	BPG	SPG	FG	3FG	FT
2021-22	7.3	2.1	2.7	0.2	0.1	0.0	.292	.294	.750
CAREER	7.3	2.1	2.7	0.2	0.1	0.0	.292	.294	.750



**NO. 20 NOAH BAUMANN** **6-6 • 210 • SR. • PHOENIX, ARIZ. • SPORT MANAGEMENT**

- Owns the two highest single-season 3FG percentage marks ever at San Jose State.
- All told, 71.8 percent (178 of 248) of his career FGs made are 3-pointers.
- In league play, connecting on an SEC-best 3.7 3-pointers per game.

	MPG	PPG	RPG	APG	BPG	SPG	FG	3FG	FT
2021-22	20.8	8.7	3.4	0.7	0.4	0.2	.467	.451	.800
CAREER	19.0	6.8	2.0	1.1	0.1	0.4	.419	.437	.690



**NO. 23 BRAELEN BRIDGES** **6-11 • 240 • SR. • ATLANTA, GA. • NON-PROFIT LEADERSHIP & MANAGEMENT**

- Played for UGA assistant coach Steve McClain at UIC during the 2019-20 season.
- Exploded for a career-high 24 points – while making 11-of-15 FGs – at Cincinnati.
- Double-digit scorer in a team-best 11 games...and scored 9 in 2 of the other 5 outings.

	MPG	PPG	RPG	APG	BPG	SPG	FG	3FG	FT
2021-22	27.0	12.0	6.0	1.3	0.4	0.3	.624	.000	.697
CAREER	21.7	9.6	5.1	1.0	0.6	0.3	.602	.000	.657








**NO. 35 TYRONE BAKER** **6-11 • 210 • FR. • FORT MYERS, FLA. • MANAGEMENT-INTENDED**

- Averaged a double-double of 15.8 ppg and 10.7 rpg in 3 seasons of high school varsity competition in Florida & Texas.
- The first Bulldog off the bench in the season opener, checking in at the 15:41 mark.

	MPG	PPG	RPG	APG	BPG	SPG	FG	3FG	FT
2021-22	3.3	0.7	0.7	0.0	0.3	0.3	.250	.000	.000
CAREER	3.3	0.7	0.7	0.0	0.3	0.3	.250	.000	.000

SEASON HIGHS

CAREER HIGHS

POINTS	BOARDS	ASSISTS	BLOCKS	STEALS	MINUTES		POINTS	BOARDS	ASSISTS	BLOCKS	STEALS	MINUTES
17 Ga. Tech (11/19/21)	12 Virginia (11/22/21)	4 Cincinnati (11/13/21)	1 Two times, last JAX (12/7/21)	2 Jacksonville (12/7/21)	36 Memphis (12/1/21)	 INGRAM	28 Bethune-Cookman (12/1/18)	12 Four times, last MTSU (3/5/21)	6 Two times, last ODU (1/9/21)	4 Mercer (12/5/18)	3 Five times, last La. Tech (2/11/21)	39 Ohio St. (12/6/16)
20 Wofford (11/28/21)	5 Two times, last Miss. St. (1/12/22)	1 Four times, last ETSU (12/22/21)	2 Cincinnati (11/13/21)	1 Four times, last TAMU (1/4/21)	27 Virginia (11/22/21)	 JABRI	20 Wofford (11/28/21)	5 Two times, last Miss. St. (1/12/22)	1 Six times, last ETSU (12/22/21)	2 Cincinnati (11/13/21)	1 Five times, last TAMU (1/4/21)	27 Virginia (11/22/21)
1 Gardner-Webb (12/29/21)	2 Gardner-Webb (12/29/21)	2 Gardner-Webb (12/29/21)	-	1 Gardner-Webb (12/29/21)	14 Gardner-Webb (12/29/21)	 McDOWELL	1 Gardner-Webb (12/29/21)	2 Gardner-Webb (12/29/21)	2 Gardner-Webb (12/29/21)	-	1 Gardner-Webb (12/29/21)	14 Gardner-Webb (12/29/21)
28 Mississippi St. (1/12/22)	7 Two times, last Kentucky (1/8/22)	3 Ga. Tech (11/19/21)	3 Wofford (11/28/21)	4 S.C. State (11/16/21)	36 Three times, last Miss. St. (1/12/22)	 OQUENDO	28 Mississippi St. (1/12/22)	7 Two times, last Kentucky (1/8/22)	3 Ga. Tech (11/19/21)	3 Wofford (11/28/21)	4 S.C. State (11/16/21)	36 Three times, last Miss. St. (1/12/22)
8 Virginia (11/22/21)	5 Wofford (11/28/21)	2 ETSU (12/22/21)	-	1 Two times, last TAMU (1/4/21)	14 Wofford (11/28/21)	 McMILLAN	8 Two times, last Virginia (11/22/21)	8 N. Georgia (12/2/20)	2 ETSU (12/22/21)	1 Northeastern (12/22/20)	1 Six times, last TAMU (1/4/21)	15 Samford (12/12/20)
17 Memphis (12/1/21)	6 Memphis (12/1/21)	5 Wofford (11/28/21)	2 Cincinnati (11/13/21)	3 S.C. State (11/16/21)	38 Memphis (12/1/21)	 WRIGHT	17 Memphis (12/1/21)	6 Memphis (12/1/21)	5 Wofford (11/28/21)	2 Cincinnati (11/13/21)	3 S.C. State (11/16/21)	38 Memphis (12/1/21)
22 S.C. State (11/16/21)	6 Two times, last Miss. St. (1/12/22)	12 W. Carolina (12/20/21)	1 Five times, last Miss. St. (1/12/22)	3 Three times, last TAMU (1/4/21)	36 Three times, last Kentucky (1/8/22)	 COOK	25 Indiana St. (12/4/18)	7 Illinois-Wesleyan (11/5/19)	12 W. Carolina (12/20/21)	2 Six times, last Loyola-Chi. (1/27/19)	7 Oakland (11/10/19)	39 Two times, last Missouri St. (1/12/19)
9 Three times, last WCU (12/20/21)	5 Two times, last ETSU (12/22/21)	4 Two times, last TAMU (1/4/21)	1 Northwestern (11/23/21)	1 Seven times, last Kentucky (1/8/22)	31 Texas A&M (1/4/21)	 ETTER	9 Five times, last WCU (12/20/21)	5 Two times, last ETSU (12/22/21)	4 Two times, last TAMU (1/4/21)	1 Northwestern (11/23/21)	3 South Carolina (2/27/21)	31 Texas A&M (1/4/21)
4 Wofford (11/28/21)	2 Mississippi St. (1/12/22)	-	-	2 Mississippi St. (1/12/22)	12 Mississippi St. (1/12/22)	 TAYLOR	4 Wofford (11/28/21)	5 Two times, last JAX (12/4/20)	-	1 Cincinnati (12/19/20)	2 Mississippi St. (1/12/22)	12 Mississippi St. (1/12/22)
-	-	-	-	-	-	 NED	7 N. Georgia (12/2/20)	4 Two times, last Montana (12/8/20)	1 Two times, last Neastern (12/22/20)	1 Three times, last Alabama (2/13/21)	2 Jacksonville (12/4/20)	20 N. Georgia (12/2/20)
10 W. Carolina (12/20/21)	9 W. Carolina (12/20/21)	1 Two times, last ETSU (12/22/21)	1 Wofford (11/28/21)	-	17 George Mason (12/18/21)	 RIDGINAL	10 W. Carolina (12/20/21)	9 W. Carolina (12/20/21)	1 Two times, last ETSU (12/22/21)	1 Wofford (11/28/21)	-	17 George Mason (12/18/21)
25 ETSU (12/22/21)	11 W. Carolina (12/20/21)	4 W. Carolina (12/20/21)	1 Three times, last Kentucky (1/8/22)	2 W. Carolina (12/20/21)	36 Gardner-Webb (12/29/21)	 BAUMANN	29 Utah State (1/16/19)	11 W. Carolina (12/20/21)	5 Three times, last N. Mexico (2/27/19)	2 W. Carolina (12/20/21)	3 Four times, last N. Mexico (2/13/19)	40 Stanford (2/18/18)
24 Cincinnati (11/13/21)	8 Three times, last S.C. St. (11/16/21)	3 Four times, last TAMU (1/4/21)	1 Five times, last ETSU (12/22/21)	1 Seven times, last TAMU (1/4/21)	34 Kentucky (1/8/22)	 BRIDGES	24 Cincinnati (11/13/21)	14 DePaul (12/14/19)	5 PU-Fort Wayne (12/7/19)	3 Youngstown St. (3/5/20)	1 19 times, last G-Webb (12/29/21)	34 Kentucky (1/8/22)
2 Gardner-Webb (12/29/21)	1 Two times, last S.C. St. (11/16/21)	-	1 S.C. State (11/16/21)	1 FIU (11/9/21)	4 Two times, last G-Webb (12/29/21)	 BAKER	2 Gardner-Webb (12/29/21)	1 Two times, last S.C. St. (11/16/21)	-	1 S.C. State (11/16/21)	1 FIU (11/9/21)	4 Two times, last G-Webb (12/29/21)