



GEORGIA

BASKETBALL GAME NOTES

2021-22 SCHEDULE

OVERALL RECORD: 6-14

HOME: 6-7 • ROAD: 0-5 • NEUTRAL: 0-2

SEC RECORD: 1-6

HOME: 1-2 • ROAD: 0-4

OCTOBER

Sun. 24 EXH. - at Charlotte L 65-76

NOVEMBER

Fri. 5 EXH. - Morehouse (SECN+) W 64-49

Tues. 9 Florida International (SECN+) W 58-51

Sat. 13 at Cincinnati (ESPN+) L 68-73

Tues. 16 S.C. St. (SECN+) W 76-60

Fri. 19 Ga. Tech (SECN) L 78-88

Mon. 22 & vs. Virginia (ESPNU) L 55-65

Tues. 23 & vs. Northwestern (ESPN2) L 78-62

Sun. 28 Wofford (SECN+) L 65-68

DECEMBER

Wed. 1 No. 18/19 Memphis (SECN) W 82-79

Tues. 7 Jacksonville (SECN+) W 69-58

Sat. 18 George Mason (SECN+) L 67-80

Mon. 20 Western Carolina (SECN+) W 85-79

Wed. 22 East Tennessee St. (SECN+) L 84-86

Wed. 29 Gardner-Webb (SECN+) L 60-77

JANUARY

Tues. 4 * Texas A&M (ESPNU) L 79-81

Sat. 8 * at 16/13 Kentucky (SECN) L 77-92

Wed. 12 * at Mississippi St. (SECN) L 72-88

Sat. 15 * Vanderbilt (ESPN2) L 66-73

Wed. 19 * at Auburn (ESPNU) L 60-83

Sat. 22 * at South Carolina (SECN) L 66-83

Tues. 25 * Alabama (SECN) W 82-76

Sat. 29 * at Vanderbilt (SECN) 6:00

FEBRUARY

Wed. 2 * Arkansas (ESPNU) 7:00

Sat. 5 * Auburn (SECN) 1:00

Wed. 9 * at Florida (SECN) 6:30

Sat. 12 * South Carolina (SECN) 1:00

Wed. 16 * at LSU (SECN) 7:00

Sat. 19 * Ole Miss (SECN) 1:00

Tues. 22 * at Texas A&M (ESPNU) 7:00

Sat. 26 * Florida (ESPN/2) 12:00/4:00

MARCH

Tues. 1 * Tennessee (SECN) 6:30

Sat. 5 * at Missouri (SECN) 3:30

9-13 SEC Tournament (Tampa, Fla.)

& - Legends Classic at the Prudential Center (Newark, N.J.)

* - SEC games ♦ All times ET and subject to change

GEORGIA: 6-14, 1-6 SEC

VS. VANDERBILT: 10-9, 2-5 SEC



DATE: Saturday, January 29
TIPOFF: 6:00 p.m. ET
ARENA: Memorial Gymnasium (14,316)
LOCATION: Nashville, Tenn.
SERIES RECORD: Vandy leads, 92-56
LAST MEETING: Vandy, 73-66, on 1/15/22



HEAD COACH: Tom Crean

47-63 in 4th season at UGA
 403-294 in 22nd season overall

HEAD COACH: Jerry Stackhouse

30-37 in 3rd season at VU
 30-37 in 3rd season overall

MOST RECENT STARTERS

| NO. | NAME | PPG | RPG | NO. | NAME | PPG | RPG |
|-----|--|------|-----|-----|---|------|-----|
| 3 | KARIO OQUENDO (6-4; 215; Soph.; Titusville, Fla.) | 12.5 | 4.2 | 2 | SCOTTY PIPPEN JR. (6-3; 185; Jr.; Los Angeles, Calif.) | 18.4 | 3.7 |
| 10 | AARON COOK (6-2; 185; Grad.; St. Louis, Mo.) | 10.0 | 2.6 | 4 | JORDAN WRIGHT (6-6; 215; Jr.; Baton Rouge, La.) | 12.1 | 5.8 |
| 11 | JAXON ETTER (6-4; 205; Jr.; Woodstock, Ga.) | 5.6 | 2.8 | 10 | MYLES STUTE (6-7; 210; Soph.; Washington, D.C.) | 8.2 | 3.2 |
| 20 | NOAH BAUMANN (6-6; 210; Sr.; Phoenix, Ariz.) | 8.8 | 3.5 | 33 | DREW WEIKERT (6-0; 170; Sr.; Nashville, Tenn.) | 1.9 | 0.7 |
| 23 | BRAELEN BRIDGES (6-11; 240; Sr.; Atlanta, Ga.) | 12.5 | 5.9 | 42 | QUENTIN MILLORA-BROWN (6-10; 235; Sr.; Lorton, Va.) | 5.5 | 5.8 |

OFF THE BENCH...

| | | | | | | | |
|----|--|-----|-----|----|--|-----|-----|
| 5 | CHRISTIAN WRIGHT (6-3; 185; Fr.; Alpharetta, Ga.) | 6.3 | 2.4 | 12 | TREY THOMAS (5-11; 160; Soph.; Durham, Ontario, Canada) | 6.7 | 1.2 |
| 1 | JABRI ABDUR-RAHIM (6-8; 210; Soph.; South Orange, N.J.) | 7.7 | 3.3 | 23 | JAMAINE MANN (6-6; 230; Soph.; Hampton, Ga.) | 5.4 | 4.6 |
| 15 | DALEN RIDGAL (6-7; 200; Jr.; Kansas City, Mo.) | 2.7 | 3.4 | 5 | SHANE DEZONIE (6-5; 215; Fr.; Tobyhanna, Pa.) | 3.4 | 2.2 |
| 12 | JOSH TAYLOR (6-9; 215; Soph.; Atlanta, Ga.) | 1.6 | 1.0 | 0 | TRYIN LAWRENCE (6-4; 195; Soph.; Monticello, Ga.) | 4.2 | 2.4 |
| 4 | TYRON McMILLAN (6-9; 220; Jr.; New Orleans, La.) | 1.6 | 1.4 | 15 | TERREN FRANK (6-8; 240; Soph.; Los Angeles, Calif.) | 2.2 | 2.0 |

THE OPENING TIP

The Georgia Bulldogs look to continue the momentum from a mid-week victory over Alabama when they venture to Nashville and face Vanderbilt on Saturday evening.

Georgia outscored the Crimson Tide 20-10 over the final 5:12 on Wednesday in Athens to notch its first SEC victory of the season following several near misses. The Bulldogs were up at halftime in three of their four games prior to the win over Alabama – and owned double-digit leads in two of those contests.

The trip to the Music City completes a travel-dominant portion of Georgia's schedule.

After opening SEC play with a heartbreaking, last-second 81-79 home setback to Texas A&M on Jan. 4, the contest at Memorial Gymnasium is UGA's fifth road game in seven contests. The Bulldogs also visited Lexington, Starkville, Auburn, and Columbia (of the South Carolina variety) during that stretch.

One of Georgia's two home dates in the span was a 73-66 setback to Vanderbilt two Saturday's ago.

► MEDIA COVERAGE

WATCH: SEC NETWORK

Dave Neal (play-by-play);
 Jon Sundvold (analyst)

LISTEN: BULLDOG SPORTS NETWORK

Scott Howard (play-by-play);
 Chuck Dowdle (analyst);
 Adam Gillespie (producer)

Flagship: WSB AM 750;
XM: 381; **SXM App:** 971

THE STARTING 5...

Jaxon Etter is shooting 76.9 pct. from 3-point range in SEC play, 26.9 pct. better than any other player averaging 1.0 3FG.

With 114 assists on the season, Aaron Cook is just \$1.10 – or 11 dimes – from joining UGA's top-20 single season leaders.

Georgia leads the SEC in FT pct. in conference games, connecting on 82.0 percent of its trips to the line in league play.

Braelen Bridges is 3 made FGs shy of qualifying for NCAA leaders...or his .618 FG pct. would rank No. 8 nationally.

UGA's seven transfers scored 4,782 points at their previous schools, the biggest influx for any D-I team.

▶ TALE OF THE TAPE

| STATISTIC | UGA | VU |
|--------------------------|------|------|
| Points Per Game | 70.6 | 67.7 |
| Opp. Point Per Game | 75.9 | 64.1 |
| Scoring Margin | -5.4 | +3.6 |
| Field Goal Pct. | .441 | .407 |
| Opp. Field Goal Pct. | .460 | .413 |
| 3-Point Pct. | .319 | .309 |
| 3-Pointers Per Game | 6.6 | 7.9 |
| Opp. 3-Point Pct. | .324 | .300 |
| Free Throw Pct. | .745 | .695 |
| Free Throws Per Game | 15.8 | 14.4 |
| Rebounds Per Game | 34.5 | 34.5 |
| Opp. Rebound Per Game | 34.6 | 35.7 |
| Rebound Margin | -0.1 | -1.2 |
| Assists Per Game | 13.8 | 10.9 |
| Turnovers Per Game | 14.4 | 13.1 |
| Assist-to-Turnover Ratio | 0.95 | 0.83 |
| Turnover Margin | -3.5 | +2.6 |
| Steals Per Game | 4.9 | 7.7 |
| Blocks Per Game | 2.6 | 3.1 |

▶ UGA QUICK FACTS

| | |
|--------------------------------------|--------------------------------------|
| LOCATION |Athens, Ga. |
| ENROLLMENT |38,920 |
| FOUNDED |1785 |
| CONFERENCE |Southeastern |
| NICKNAME |Bulldogs |
| MASCOT |Uga X |
| COLORS |Red & Black |
| PRESIDENT |Jere W. Morehead (UGA J.D. '80) |
| FACULTY ATHLETICS REPRESENTATIVE |David Shipley (Oberlin '72) |
| J. REID PARKER DIRECTOR OF ATHLETICS |Josh Brooks (LSU '02) |

UGA: FIRST & STILL FOREMOST

- UGA was chartered on Jan. 27, 1785 – two years before the U.S. Constitution was signed and four years prior to George Washington was inaugurated as President.
- The nation's first state-chartered university, UGA serves as the birthplace of public higher education in the U.S.
- UGA has been ranked among the nation's top-25 public universities by U.S. News & World Report every year since 2000. UGA was No. 16 in the most recent rankings released in September 2021.

PRO-NUN-SEE-Ā-SHUN GUY'D

- 0 JAILYN (Jay-linn) Ingram
- 1 JABRI (Juh-bree) ABDUR-RAHIM (Ab-duhr rah-heem)
- 3 KARIO (care-ee-oh) OQUENDO (oh-kwin-dough)
- 4 TYRON (Tyr-un) McMILLAN (Mic-mill-uhn)
- 11 JAXON (jack-son) ETTER (eh-tuhr) think "better" without the "b"
- 15 DALEN (day-lin) RIDGNAL (ridge-uh-nul) think "original" without the "o"
- 20 Noah BAUMANN (bauw-man)
- 23 BRAELEN (Bray-linn) Bridges

The good news about a travel-dominant January is that it's countered with a home-heavy February slate. Five of the Bulldogs' eight outings in the calendar's shortest month will be at Stegeman Coliseum.

SERIES HISTORY WITH VANDY

Though Georgia has won seven of the last 10 matchups, including a buzzer-beater in the Bulldogs' last trip to Memorial Gymnasium, Vanderbilt owns a 92-56 lead in all-time meetings between UGA and VU. Vandy is 56-15 in meetings on its campus in Nashville.

The Commodores and Bulldogs faced off two weeks ago in Athens, with Vanderbilt rallying to a 73-66 win.

Jaxon Etter's career-high 16-point performance led Georgia. The walk-on from Woodstock, Ga., connected on 5-of-8 shots from the floor, including 4-of-5 3-pointers, and 2-of-2 trips to the line en route to the first double-figure outing of his career.

Braelen Bridges added 14 points and Aaron Cook chipped in 10 for the Bulldogs.

Georgia led by as many as 14 points in the first half, building a 34-20 lead at the 1:43 mark. Vanderbilt closed the period and opened the next on a combined 18-0 run and led the rest of the evening.

A complete box score from that contest – Game 17 for the Bulldogs this season – can be found on Page 16 of these Game Notes.

In the Bulldogs' last trip to Memorial on Feb. 22, 2000, Tyree Crump's 35-foot shot as time expired to gave Georgia an 80-78 win over the Commodores.

Georgia trailed 72-65 before Jordan Harris, who finished with a season-high 17 points, hit a 3-pointer to ignite a 15-6 run over the final 3:31.

Vandy still led 78-73 with 22 seconds remaining, but Georgia scored four points to pull within 78-77 with six ticks left.

After Vanderbilt missed a pair of free throws, Crump came in from behind the 3-point line to gather the rebound tipped out by Harris, took two dribbles and then knocked down the game-winner from straight away that cleared the net after the final horn sounded.

A complete box score from that contest – as well as game-by-game results for the last 10 outings in the series – can be found on Page 5 of these Game Notes.

SCOUTING THE COMMODORES

Vanderbilt is currently 10-9 on the season and 2-5 in SEC action.

The Commodores were 9-4 after opening league action with an impressive victory at Arkansas but are just 1-5 since the upset. Vandy has dropped three-straight following its Jan. 15 victory in Athens.

▶ KEEPING AN EYE ON

ENTERING TONIGHT'S GAME:

AARON COOK IS...

- 11 assists from co.-No. 19s Gino Gianfrancesco and Barry Cohen among UGA's season assist leaders
- 10 steals from 200 for his career

Scotty Pippen Jr., the media's pick as SEC Player of the Year, leads the Commodores in scoring (18.4 ppg), assists (3.1 apg) and steals (1.7 spg). Jordan Wright also is scoring at a double-figure pace of 12.1 ppg and is tied with Quentin Millora-Brown as Vanderbilt's leading rebounder at 5.8 rpg.

LAST TIME OUT

Aaron Cook's 15-point performance led a quartet of Bulldogs in double figures during an 82-76 win over Alabama on Wednesday.

Jabri Abdur-Rahim and Braelen Bridges added 13 points apiece and Kario Oquendo chipped in 11 for Georgia, which snapped an eight-game losing skid with the victory.

The Bulldogs surged ahead late in the contest, outscoring the Tide 20-10 over the final 5:12 of the game.

Abdur-Rahim started the spurt by connecting on a trio of free throws after being fouled on an attempt from the right wing.

Bridges gave Georgia the lead for good on a hook shot in the lane that made it 69-68 at the 3:24 mark.

ETTER WAS BESTEST VS. VANDY

Walk-on Jaxon Etter scored a career-high 16 points in Georgia's matchup with Vanderbilt two weeks ago.

The junior walk-on entered the contest with a career-most of nine points five times, including thrice this season. He bettered that effort with 11 points in the first half alone against the Commodores on Jan. 15.

That performance headlines what has quietly been a pretty stellar conference campaign to date in which Etter has increased his production (scoring up 1.2 ppg) and efficiency (3FG percentage up 53.4 percent) as outlined below.

ETTER'S NON-CONFERENCE VS. SEC

| STAT | N-C | SEC | DIFF. |
|----------|------|------|-------|
| Minutes | 24.0 | 27.1 | +3.1 |
| Scoring | 5.2 | 6.4 | +1.2 |
| FG Pct. | .383 | .593 | +2.10 |
| 3FG Pct. | .235 | .769 | +5.34 |

WE KNOW WHAT YOU'RE THINKING

"Wait, what? Did that just say Jaxon Etter is shooting 76.9 percent from 3-point range in SEC play?"

Yes it did. Etter is 10-of-13 from behind the arc in conference games to date.

There are 13 SEC players averaging at least 1.0 3-pointer per game in league action and shooting 40.0 percent or better from 3-point range. Etter's effort is the best in the league by a massive margin of 26.9 percent as outlined below.

TOP 3-POINT THREATS IN SEC PLAY

| RK. | PLAYER, SCHOOL | GP | 3FGs | PCT. |
|-----|------------------|----|------|------|
| 1. | J. Etter, UGA | 7 | 10 | .769 |
| 2. | M. Murrell, OM | 8 | 22 | .500 |
| 3. | S. Vescovi, UT | 8 | 29 | .453 |
| 4. | T. Fagan, OM | 8 | 9 | .429 |
| 5. | D. Gordon, MIZ | 7 | 8 | .421 |
| 6. | B. Murray, LSU | 7 | 10 | .417 |
| | K.D. Johnson, AU | 8 | 15 | .417 |
| 8. | N. Baumann, UGA | 7 | 20 | .408 |
| 9. | D. Mintz, UK | 8 | 15 | .405 |
| 10. | S. Moore, MSU | 7 | 14 | .400 |
| | J. Powell, UT | 8 | 8 | .400 |
| | A. Gordon, TAMU | 7 | 8 | .400 |
| | T. Thomas, VU | 7 | 16 | .400 |

DOGS CAPITALIZING AT THE LINE

Georgia has made the most of its trips to the free-throw line this season, and even more so in SEC play.

The Bulldogs enter this weekend leading the SEC and No. 67 nationally in free throw percentage at 74.5 percent (316-of-424). Georgia also is among the top teams in the nation at getting to the charity stripe. As of Friday, UGA ranked No. 13 in FT makes and No. 19 in FT takes.

In stats for conference games only, the Bulldogs the league's most efficient team by a pretty healthy margin. The Bulldogs have connected on a sizzling 82.0 percent (123-of-150) of their SEC free throws, 5.1 percent better than any other conference team.

THEIR MANN IS OUR MANN'S BRO

Vanderbilt sophomore Jamaine Mann is the younger brother of former Georgia standout Charles Mann.

Charles played in 132 games, second-most ever at UGA, and started 106 of those. He got the nod for 98 of 100 contests over his final three seasons

An All-SEC performer, Mann is No. 15 among Georgia's career scoring leaders with 1,411 points. He scored 43.8 percent of those at the free throw line. Mann is the Bulldogs' career record holder in FT attempts (896) and makes (618) and is No. 2 in SEC history in trips to the charity stripe behind only "Pistol" Pete Maravich. Charles also is No. 6 in career assists by a Bulldog with 400.

CREAN INDUCTED INTO MU HOF

Tom Crean was inducted into Marquette University's M Club Hall of Fame last Sunday (Jan. 23).



SHOOTING HIS SHOT

Noah Baumann had an eventful Sunday, November 14. The graduate transfer from Southern Cal proposed to his longtime girlfriend, Mackenzie Moore, beside Lake Herrick at the intramural fields on the UGA campus.

Baumann and Moore have known each other since they were 7th graders at Akimel (pronounced ah-kee-mull) Middle School and started dating during their senior year at Desert Vista High School in Phoenix.

They have endured a long-distance relationship for the past four years.

Moore was a four-year starter on the Miami (Ohio) softball team, batting .279 with seven homers and 66 RBI. She was named second-team All-MAC as a senior, leading the RedHawks to a 46-10 finish, the MAC Championship and an NCAA Tournament bid.

Crean was at Marquette from 1998-2008 and during nine seasons compiled a record of 190-96. He led MU to the 2003 NCAA Final Four – its first since 1977 – and four additional NCAA appearances in 2002, 2006, 2007 and 2008.

Crean earned Conference USA Coach of the Year honors in both 2002 and 2003 before leading Marquette's successful integration into a loaded BIG EAST in 2005.

Crean was also inducted to the M Club Hall of Fame as part of the 2003 Final Four Team. He recruited and coached Marquette All-Americans Dwyane Wade, Travis Diener, Dominic James, Jerel McNeal and Lazar Hayward.

BULLDOGS BATTLE THROUGH

Georgia dressed only 10 players four times this season, including three SEC games, and has only had its "full complement" of players for six of 20 outings.

▶ LEADING THE DOGS

| GAMES LEADING | PT. | REB. | AST. | BLK. | STL. |
|-------------------|-----|------|------|------|------|
| Jabri Abdur-Rahim | 1 | 1 | 0 | 7 | 3 |
| Tyrone Baker | 0 | 0 | 0 | 1 | 0 |
| Noah Baumann | 1 | 3 | 0 | 5 | 2 |
| Braelen Bridges | 7 | 8 | 1 | 9 | 3 |
| Aaron Cook | 4 | 0 | 17 | 5 | 14 |
| Jaxon Etter | 1 | 0 | 1 | 1 | 7 |
| Jailyn Ingram | 0 | 4 | 1 | 1 | 3 |
| Cam McDowell | 0 | 0 | 0 | 0 | 1 |
| Tyron McMillan | 0 | 1 | 0 | 0 | 1 |
| Jonathan Ned | 0 | 0 | 0 | 0 | 0 |
| Kario Oquendo | 6 | 3 | 0 | 10 | 11 |
| Dalen Ridginal | 0 | 2 | 0 | 0 | 0 |
| Josh Taylor | 0 | 0 | 0 | 0 | 1 |
| Christian Wright | 1 | 1 | 2 | 3 | 4 |

* – Includes when tied for team-high

▶ SERIES HISTORY

VU LEADS OVERALL:..... 92-56
 VU LEADS ON VU CAMPUS:.....56-15
 UGA LEADS LAST 10 MEETINGS:.....7-3

LAST 10 MEETINGS

| | | | |
|---------|---|----------------|-------|
| 1/10/15 | W | at Nashville | 70-67 |
| 1/27/15 | W | Athens | 70-62 |
| 2/20/16 | L | at Nashville | 67-80 |
| 1/17/17 | W | Athens | 76-68 |
| 2/7/18 | L | at Nashville | 66-81 |
| 3/7/18 | W | & at St. Louis | 78-62 |
| 1/9/19 | W | Athens | 82-63 |
| 2/22/20 | W | at Nashville | 80-78 |
| 2/6/21 | W | Athens | 73-70 |
| 1/5/22 | L | Athens | 66-73 |

% – SEC Tournament game

▶ LAST TIME IN N'VILLE

27 Georgia 80, Vanderbilt 78
 2/22/20 • Nashville, Tenn.

GEORGIA (14-13, 4-10)

| Player | FGs | 3FGs | FTs | Rb | Pf | Pts | A | T | B | S | MP |
|----------|-------|------|-------|----|----|-----|----|----|---|---|-----|
| Harris | 6-9 | 3-4 | 2-4 | 5 | 2 | 17 | 2 | 1 | 1 | 1 | 27 |
| Edwards | 7-16 | 2-6 | 3-3 | 5 | 5 | 19 | 2 | 2 | 1 | 1 | 39 |
| Camara | 2-3 | 1-1 | 3-4 | 2 | 5 | 8 | 1 | 1 | 0 | 1 | 31 |
| Wheeler | 4-4 | 0-0 | 3-4 | 1 | 4 | 11 | 5 | 2 | 0 | 1 | 23 |
| Hammonds | 4-12 | 0-4 | 0-0 | 4 | 2 | 8 | 0 | 3 | 0 | 0 | 26 |
| Gresham | 1-2 | 1-2 | 0-0 | 3 | 1 | 3 | 0 | 0 | 0 | 0 | 4 |
| Brown | 0-0 | 0-0 | 0-0 | 0 | 1 | 0 | 0 | 0 | 0 | 0 | 4 |
| Crump | 3-5 | 2-3 | 0-0 | 1 | 1 | 8 | 1 | 0 | 0 | 1 | 12 |
| Fagan | 3-5 | 0-1 | 0-0 | 3 | 0 | 6 | 0 | 0 | 0 | 0 | 17 |
| Peake | 0-0 | 0-0 | 0-0 | 3 | 2 | 0 | 0 | 4 | 0 | 0 | 9 |
| TEAM | 3 | | | | | | | | | | |
| Totals | 30-56 | 9-21 | 11-15 | 30 | 23 | 80 | 11 | 13 | 2 | 5 | 200 |

VANDERBILT (9-18, 1-13)

| Player | FGs | 3FGs | FTs | Rb | Pf | Pts | A | T | B | S | MP |
|------------|-------|------|-------|----|----|-----|---|----|---|---|-----|
| Lee | 12-17 | 0-1 | 10-11 | 2 | 1 | 34 | 4 | 3 | 0 | 3 | 35 |
| Disu | 1-2 | 1-2 | 0-0 | 1 | 4 | 3 | 1 | 0 | 0 | 1 | 19 |
| Pippen Jr. | 7-12 | 3-4 | 3-6 | 0 | 4 | 20 | 2 | 3 | 0 | 0 | 30 |
| Evans | 4-8 | 2-6 | 0-2 | 2 | 2 | 10 | 0 | 1 | 0 | 0 | 35 |
| Obinna | 0-0 | 0-0 | 0-0 | 6 | 1 | 0 | 0 | 0 | 0 | 1 | 23 |
| Wright | 1-5 | 0-1 | 4-4 | 4 | 3 | 6 | 0 | 2 | 2 | 1 | 19 |
| Weikert | 1-1 | 0-0 | 0-0 | 0 | 1 | 2 | 0 | 0 | 0 | 1 | 3 |
| Albert | 1-1 | 1-1 | 0-0 | 2 | 2 | 3 | 0 | 2 | 0 | 0 | 19 |
| Rice | 0-0 | 0-0 | 0-0 | 0 | 0 | 0 | 0 | 0 | 0 | 0 | 5 |
| Jossell | 0-0 | 0-0 | 0-0 | 0 | 0 | 0 | 0 | 0 | 0 | 1 | 10 |
| Jankovic | 0-1 | 0-0 | 0-2 | 1 | 0 | 0 | 0 | 0 | 0 | 0 | 2 |
| TEAM | 2 | | | | | | | | | | |
| Totals | 27-47 | 7-15 | 17-25 | 20 | 18 | 78 | 7 | 11 | 2 | 8 | 200 |

| Score by Periods | 1st | 2nd | Tot. | Deadball | Rebounds | Tot. |
|------------------|-----|-----|------|------------|----------|------|
| Georgia | 32 | 48 | 80 | Georgia | 4 | 4 |
| Vanderbilt | 40 | 38 | 78 | Vanderbilt | 4 | 4 |

Officials: Pat Adams, Bart Lenox, Rob Rorke. Att.: 10,378.

| | UGA | VU |
|----------------------|-----|----|
| Points in the paint | 38 | 34 |
| Points off turnovers | 10 | 20 |
| 2nd chance points | 13 | 0 |
| Bench points | 17 | 11 |

► BY THE NUMBERS

GEORGIA'S RECORD IS...

| | Overall | SEC | Clean |
|----------------------|---------|-----|-------|
| Overall | 6-14 | 1-6 | 47-63 |
| at Stegeman Coliseum | 6-7 | 1-2 | 38-26 |
| on the road | 0-5 | 0-4 | 6-29 |
| at a neutral site | 0-2 | 0-0 | 3-8 |
| Day Games | 0-3 | 0-1 | 9-23 |
| Night Games | 6-11 | 1-5 | 38-40 |
| In November | 2-5 | 0-0 | 12-10 |
| In December | 3-3 | 0-0 | 17-6 |
| In January | 1-6 | 1-6 | 8-23 |
| In February | 0-0 | 0-0 | 8-17 |
| In March | 0-0 | 0-0 | 2-7 |
| On Sunday | 0-1 | 0-0 | 2-1 |
| On Monday | 1-1 | 0-0 | 4-2 |
| On Tuesday | 4-2 | 1-1 | 14-11 |
| On Wednesday | 1-4 | 0-2 | 10-20 |
| On Thursday | 0-0 | 0-0 | 0-1 |
| On Friday | 0-1 | 0-0 | 5-1 |
| On Saturday | 0-5 | 0-3 | 12-27 |

GEORGIA'S RECORD WHEN...

| | Overall | SEC | Clean |
|------------------------------------|---------|-----|-------|
| Leading at the half | 3-5 | 0-3 | 34-15 |
| Trailing (or tied) at the half | 3-9 | 1-3 | 13-48 |
| Shooting 50% or better | 0-3 | 0-1 | 18-8 |
| Shooting less than 50% | 6-11 | 1-5 | 29-55 |
| Opp. shooting 50% or better | 0-6 | 0-3 | 4-27 |
| Opp. shooting 50% or less | 6-8 | 1-3 | 43-36 |
| UGA outrebounds opponent | 3-6 | 0-2 | 36-24 |
| Opponent outrebounds UGA | 3-8 | 1-4 | 10-37 |
| Teams tied in rebounds | 0-0 | 0-0 | 1-2 |
| UGA shooting 70% or better FTs | 4-10 | 1-6 | 28-36 |
| UGA shooting 70% or less FTs | 2-4 | 0-0 | 19-27 |
| Game is decided by 1-4 points | 1-3 | 0-1 | 10-14 |
| Game is decided by 5-10 points | 3-4 | 1-1 | 9-14 |
| Game is decided by >10 pts | 2-7 | 0-4 | 28-35 |
| Scoring less than 59 points | 1-1 | 0-0 | 1-13 |
| Scoring 60-69 points | 1-8 | 0-3 | 7-22 |
| Scoring 70-79 points | 1-4 | 0-3 | 10-18 |
| Scoring 80-89 points | 3-1 | 1-0 | 17-7 |
| Scoring 90-99 points | 0-0 | 0-0 | 10-2 |
| Scoring > 100 points | 0-0 | 0-0 | 2-1 |
| Allowing less than 50 points | 0-0 | 0-0 | 2-0 |
| Allowing 50-59 points | 2-0 | 0-0 | 9-0 |
| Allowing 60-69 points | 1-2 | 0-0 | 15-9 |
| Allowing 70-79 points | 3-4 | 1-1 | 16-18 |
| Allowing 80-89 points | 0-7 | 0-4 | 5-20 |
| Allowing 90 or more points | 0-1 | 0-1 | 0-16 |
| 0 players in double digits | 0-0 | 0-0 | 0-1 |
| 1 player in double digits | 1-0 | 0-0 | 6-7 |
| 2 players in double digits | 0-2 | 0-0 | 3-14 |
| 3 players in double digits | 2-10 | 0-5 | 12-23 |
| 4 or more players in double digits | 3-2 | 1-1 | 26-18 |
| UGA bench outscored opp. bench | 2-5 | 1-0 | 32-34 |
| Winning the opening tip | 2-5 | 1-1 | 30-25 |
| Scoring first | 4-5 | 1-2 | 36-27 |
| Playing overtime | 0-0 | 0-0 | 1-3 |

► SPECIALTY STATS

| | IN PT. | OFF TO | 2ND CH | BENCH |
|------------|--------|--------|--------|-------|
| Georgia | 538 | 249 | 168 | 353 |
| Opponent | 696 | 327 | 208 | 429 |
| Difference | -58 | -78 | -40 | -76 |

Game-by-game breakdown on Page 8.

The Bulldogs' 15-player roster was cut by two due to season-ending injuries to P.J. Horne in the preseason and Jailyn Ingram against Jacksonville on Dec. 7.

All told, eight of 13 currently active players on the Bulldogs' roster have a combined 26 DNPs.

From there, additional DNPs include:

- T. Baker vs. Virginia and Northwestern (illness) and Auburn, S. Carolina and Alabama (injury);
- N. Baumann vs. Northwestern (illness);
- A. Cook vs. Memphis (illness);
- J. Etter vs. Gardner-Webb (injury);
- C. McDowell vs. Texas A&M and Kentucky (illness);
- J. Ned vs. Virginia, Northwestern (illness) and George Mason, Western Carolina, ETSU, Gardner-Webb, Texas A&M, Kentucky, Mississippi State, Vanderbilt, Auburn, S. Carolina and Alabama (injury);
- K. Oquendo vs. Auburn (injury);
- D. Ridginal vs. Texas A&M and Kentucky (illness).

Because of the aforementioned, Georgia has used seven starting fives.

Braelen Bridges is the only Bulldog who has started every, although Aaron Cook, Jailyn Ingram and Kario Oquendo have started every game they've played. Cook missed the Memphis game due to an illness, Ingram suffered a season-ending injury in the ninth contest versus Jacksonville and Oquendo was held out at Auburn due to a lower body injury.

B.B. IS CONSISTENT, EFFICIENT

Braelen Bridges is the Bulldogs' most consistent point producer and among the nation's most efficient.

Bridges has posted double-digit scoring outputs in a team-best 15 of Georgia's 20 games, and he has notched nine points in two of the other five outings.

The graduate transfer senior Atlanta native is shooting a sizzling 61.8 percent from the field, connecting on 97 of his 157 field goal attempts.

Bridges' effort *almost* puts him in elite company in the SEC and nationally. To be ranked among statistical leaders in FG percentage, a player has to make a minimum of five shots per game.

With 97 field goals made, Bridges falls three shy of that standard...or he would lead the SEC and rank No. 8 nationally entering this weekend.

NOAH CONTINUES SCORING TREND

In five seasons of college basketball, Noah Baumann has established a trend of scoring most of his points from behind the 3-point arc...and doing so efficiently.

► DEFLECTION OBJECTIVE

"I was told a long time ago – and I don't think you can say it any better – deflections are barometer of active defense. It's any type of activity on the ball. It's a finger tip, a hand, blocked shots, charges, a steal. That's what we're aiming for. I want our team at a deflection-to-turnover ratio of 3.5-to-1. To me, that is an optimal number."



UGA DEFLECTIONS

| Player | Number |
|-------------------|--------|
| Jailyn Ingram | 65 |
| Jabri-Abdur-Rahim | 72 |
| Cam McDowell | 4 |
| Kario Oquendo | 114 |
| Tyron McMillan | 21 |
| Christian Wright | 84 |
| Aaron Cook | 165 |
| Jaxon Etter | 122 |
| Josh Taylor | 9 |
| Jonathan Ned | - |
| Dalen Ridginal | 28 |
| Noah Baumann | 57 |
| Braelen Bridges | 82 |
| Tyrone Baker | 3 |



This season, 74.5percent (41 of 55) of Baumann's made field goals have been 3s, and he is shooting 43.2 percent from 3-point range.

Career-wise, 71.9 percent (187 of 260) of Baumann's made FGs are 3-pointers, and he is converting on a considerably better clip from outside the arc (.434) than inside that stripe (.382).

COOK AMONG ASSIST LEADERS

As of Friday, Aaron Cook ranked No. 12 nationally in total assists (114) and No. 13 in assist average (6.0 apg).

Cook's assist average is on pace to be among the best ever by a Bulldog.

The current No. 2 mark in Georgia history is 6.3 apg by Perth Robinson in 1994-95, and there is a wide gap between Cook's current average (6.1 apg) and the No. 3 standard in the Bulldogs' record book of 4.8 apg by Sundiata Gaines in 2006-07.

ETTER ACCEPTING CHARGES

Defensively, Jaxon Etter is like Visa...as in "everywhere you want (him) to be."

The junior walk-on took three charges against Western Carolina, the second game this season he's done so...the other outing being versus Ga. Tech.

Etter now has a team-high 19 charges in 19 games played this season – that's an average of 1.0 charge per game for you non-math majors.

Etter's offensive foul trend began last season when he drew eight in the final 11 games. That gives him 27 in his last 30 outings – 0.90 per game so you don't have to get your calculator out.

WRIGHT SCORES SAVVILY

Christian Wright's recorded his second and third double-figure scoring outputs as a Bulldog in back-to-back road outings against No. 2 Auburn and South Carolina.

The freshman from The Skill Factory scored 16 points at Auburn and followed that 10 at South Carolina. His first double-digit performance was a 17-point outing against No. 18 Memphis on Dec. 1.

There has been a common theme in all three contests, Wright's ability to get to the free throw line.

Wright converted on 24-of-28 (.857) trips to the charity stripe in those contests. That's 55.8 percent of his 43 points. All told, Wright drew 22 fouls in that trio of games, while committing only four fouls himself.

COOK JOINS ELITE LIST

At tipoff at Auburn, Aaron Cook became just the 18th player in NCAA Division-I men's basketball history to participate in 150 career games.

Cook played in 103 games in four seasons at Southern Illinois from 2016-20, including a redshirt campaign with six contests in 2019-20. He saw action in 30 games last season at Gonzaga during the Bulldogs' NCAA runner-up finish. Georgia's Jan. 19 game at Auburn was his 17th game with the Bulldogs.

While Cook's milestone is significant, it is obviously aided by his "super senior" status as a sixth-year player. Entering this season, Ohio State's David Lighty held the NCAA record with 157 games played and only 13 players had logged PT in 150 contests.

On Jan. 13, Iowa's Jordan Bohannon inched past Lighty's mark, and Cook became the fifth player in 2021-22 alone to reach the century-and-a-half mark.

Those numbers have only continued to grow. Bohannon recorded his 162nd GP on Thursday night against Purdue and Creighton's Ryan Hawkins should become the 10th player to reach the 150 games played milestone this season alone on Saturday afternoon.

EXPERIENCE HAS TRAVELED

The phrase "defense travels" is a well-known in the sports world.

The slogan "experience has traveled" may be more appropriate for Georgia Basketball this season.

Georgia's lineup is anchored by five D-I transfers – sixth-year "super seniors" Aaron Cook and Jailyn Ingram, graduate transfer seniors Noah Baumann and Braelen Bridges and sophomore Jabri Abdur-Rahim.

That quintet has accounted more than 60 percent of Georgia's points and assists and the majority of its production in virtually every stat as outlined below.

D-I TRANSFER CONTRIBUTIONS

| STAT | TEAM | D-I Ts | PCT. |
|----------|------|--------|------|
| Minutes | 4000 | 2209 | 55.2 |
| Scoring | 1411 | 858 | 60.8 |
| Rebounds | 623 | 353 | 56.7 |
| Assists | 275 | 185 | 67.3 |
| Blocks | 51 | 31 | 60.8 |
| Steals | 97 | 49 | 50.5 |

KARIO HOT WHEN SEC STARTS

Kario Oquendo opened SEC play with a trio of 20-point performances – 21 vs. Texas A&M, 22 vs. No. 13/16 Kentucky and 28 at Mississippi State.

The sophomore from Titusville, Fla., became the first Bulldog to do so since 2020 when Anthony Edwards put up 23 at Missouri on Jan. 28, 29 against Texas A&M on Feb. 1 and 32 at Florida on Feb. 5.

BAUMANN HITS THE BOARDS

With injuries to P.J. Horne and Jailyn Ingram, Noah Baumann has shifted to playing the traditional '4' spot for Georgia.

In his first outing doing so, Baumann grabbed 11 rebounds against Western Carolina. That was more than double his previous career-most of five in seven different outings including this year's season opener against FIU.

Joked Tom Crean: "I don't know if he's done that since grade school. Somewhere out West, he might have had 11 boards in a CYO game in the eighth grade."

KARIO LIKES THE BRIGHT LIGHTS

Kario Oquendo has a history of producing big games against the best opposition.

Last season, he averaged 13.5 points while shooting 55.4 percent from the field for the Florida SouthWestern College.

In Buccaneers' four contests against ranked opponents, those stats jumped to 22.0 points and 63.6 percent.

The trend of big nights continued this season. Against No. 19 Memphis and No. 13/16 Kentucky, Oquendo averaged in 23.0 ppg and shot 59.3 percent (16-of-27) from the floor.

In six outings versus ranked foes as a collegiate basketball player, Oquendo is averaging 22.3 points and connecting on 62.2 (51-of-82) of his field goal attempts. FYI, Oquendo did not play at No. 2 Auburn on Jan. 19 due to a lower body injury.

▶ DOUBLE-DIGIT DOGS

| POINTS | SEASON CAREER | |
|-------------------|---------------|----|
| Braelen Bridges | 15 | 39 |
| Kario Oquendo | 11 | 11 |
| Aaron Cook | 10 | 56 |
| Noah Baumann | 8 | 30 |
| Jailyn Ingram | 7 | 72 |
| Jabri Abdur-Rahim | 6 | 6 |
| Christian Wright | 3 | 3 |
| Jaxon Etter | 1 | 1 |
| Dalen Ridginal | 1 | 1 |

| REBOUNDS | SEASON CAREER | |
|-----------------|---------------|----|
| Jailyn Ingram | 1 | 12 |
| Noah Baumann | 1 | 1 |
| Braelen Bridges | 0 | 4 |

| ASSISTS | SEASON CAREER | |
|------------|---------------|---|
| Aaron Cook | 2 | 3 |

| DOUBLE-DOUBLES | SEASON CAREER | |
|-----------------|---------------|----|
| Aaron Cook | 2 | 2 |
| Jailyn Ingram | 1 | 11 |
| Braelen Bridges | 0 | 4 |

| 20-POINT GAMES | SEASON CAREER | |
|-------------------|---------------|----|
| Kario Oquendo | 5 | 5 |
| Braelen Bridges | 2 | 3 |
| Noah Baumann | 1 | 5 |
| Aaron Cook | 1 | 4 |
| Jabri Abdur-Rahim | 1 | 1 |
| Jailyn Ingram | 0 | 16 |

Career numbers of Baumann, Bridges & Cook prior to UGA

▶ DOGS IN THE PROs

CURRENT NBA PLAYERS

Kentavious Caldwell-Pope

- The No. 8 overall pick in the 2013 NBA Draft after earning SEC Player of the Year honors.
- In his ninth season in the league, playing with Detroit from 2013-17, the Lakers from 2017-21 and Washington in 2021.
- Started and helped the Lakers win the 2020 NBA Championship, averaging 10.7 ppg in 21 Play-off outings.

Nicolas Claxton

- Selected by Brooklyn with the first pick of the second round in the 2019 NBA Draft, the No. 31 overall player chosen.
- Moved into the Nets' regular rotation during the 2020-21 season and helped Brooklyn to the No. 2 seed in the Play-offs.
- Started three of the first four games this season before being held out of action thereafter due to an illness.

Anthony Edwards

- The No. 1 overall pick in the 2020 Draft.
- Was a unanimous All-Rookie selection after being named Western Conference Rookie of the Month three times.
- Scored a career-high 48 points against the Golden State Warriors on Nov. 10.

CURRENT NBA COACHES

Dave Bliss

- A four-year starter who helped lead the Bulldogs to the 2008 SEC Tournament title in the "tornado tourney" in Atlanta.
- Has worked with OKC (2010-14), the Knicks (2014-18) and OKC (2018-present)
- Served as acting head coach of OKC on a three-game road trip with games at Milwaukee (in his home state of Wisconsin) on Nov. 19, at Boston on Nov. 20 and at Atlanta on Nov. 22.

CURRENT BULLDOGS OVERSEAS

Nemanja "Nemi" Djuricic

- Estudiantes in Spanish LEB Golf

Mike Edwards

- Dinamo Vladivostok in Russian Superleague 1

John Florveus

- CB Prat Juventud in Spanish LEB Gold League

J.J. Frazier

- Samsun BSB Anakent in Turkish TBL

Rayshaun Hammonds

- VEF Riga in Latvia LBL

Jordan Harris

- Glen Luss Glasgow Rocks in British BBL

Travis Leslie

- Leones de Ponce in Puerto Rican BSN

Yante Maten

- Wonju DB Promy Korean KBL

Derek Ogbeide

- PAOK in Greek A1 league

Gerald Robinson

- Banco di Sardegna Sassari in Italian Serie A

Trey Thompkins

- Real Madrid in Spanish Liga Endesa

Dustin Ware

- MZT Skopje in North Macedonia Prva League

Terrance Woodbury

- Kagawa FA in Japanese B2 League

DOGS LOOK TO REGROUP...AGAIN

Georgia lost Jailyn Ingram to a knee injury during the Jacksonville game on Dec. 7. Ingram went down in a non-contact situation while trying to save a ball along the baseline with 14:21 left in the contest.

The "super senior" from Madison, Ga., and Morgan County High School was the Bulldogs' leading rebounder (6.0 rpg) and third-leading scorer (10.7 ppg).

Following an MRI on Dec. 8, Tom Crean confirmed the prognosis on Dec. 9 with a Tweet stating: "Unfortunately, Jailyn Ingram will have to have surgery to repair his ACL in his right knee. It's heartbreaking because Jailyn has been emerging in so many areas and has been a model of consistency day in and day out. He's an incredible young man... Jailyn has brought a spirit and seriousness to us. He is a guy that is in the gym most mornings before we would lift weights at 8:45 and was stabilizing for a young team. We plan to appeal for the waiver to get another year since he's under the 30% games played. Pray for him."

Ingram's injury was UGA's second season-ending setback. On Oct. 20, Crean announced an injury to P.J. Horne, one of just two Bulldogs to start every game last season.

Tweeted Crean: "It's with genuine sadness that I let you know that P.J. Horne will miss this season after undergoing surgery on his right knee this past weekend. In practice, he bumped knees in a scrimmage, lost footing and went down awkwardly. This is such a major blow to us because P.J. was playing so well and showing great leadership as our leading returning player, but more so because he is such a great person and one of the finest people I've ever coached."

JABRI'S CONTRIBUTIONS SOAR

It's probably glossed over too much that this fall is the first time Jabri Abdur-Rahim has played extended minutes in nearly two years. He suffered a foot injury during his senior season at Blair Academy and only played in two games and only appeared in eight games last season at Virginia.

Jabri, who was ranked as one of the nation's top-40 prospects in the Class of 2020, showed signs of returning to form in three early-December outings.

The sophomore from South Orange, N.J., poured a career-high 20 points against Wofford and then had double-figure outings against No. 18 Memphis and Jacksonville.

Abdur-Rahim scored more points, connected on more shots and upped his shooting percentages by massive amounts over his 14 previous career outings *as outlined in the next column.*

ABDUR-RAHIM'S INCREASES

| STAT | 1ST 14 | NEXT 3 | DIFF. |
|-----------------|--------|--------|-------|
| Total Points | 32 | 45 | +13 |
| Scoring Average | 2.3 | 15.0 | 12.7 |
| FGs Made | 9 | 13 | +4 |
| FG Percentage | .214 | .650 | +436 |
| 3FGs Made | 3 | 9 | +6 |
| 3FG Percentage | .125 | .600 | +4.75 |

CREAN CAPTURES WIN NO. 400

Tom Crean secured his 400th career victory with Georgia's upset of No. 18 Memphis on December 1.

Prior to arriving in Athens, Crean compiled 366 W's in his first 18 campaigns as a collegiate head coach. He earned the first 190 in nine seasons at Marquette from 1998-2008 and added 166 more at Indiana between 2008-17 before arriving in Athens and securing the final 44 of his 400.

THE SPORTSCENTER "TOP-QUEN"

Kario Oquendo has emphatically made his way in the top-10 plays on ESPN's SportsCenter twice this season.

On Nov. 16, Oquendo came in at No. 3 on SportsCenter's top-10 plays after his third highlight reel effort against S.C. State. He stole the ball at midcourt and windmilled home an uncontested dunk.

A posterized effort on Nov. 23 was tabbed No. 6. Oquendo, who's 6-4, gathered a steal in Northwestern's lane and drove the length of the floor before a thunderous dunk over a 6-9 Wildcat.

If you want to rate Oquendo's SportsCenter dunks, you can find the S.C. State slam at gado.gs/kariosctop1116 and the Northwestern effort at gado.gs/kariosc1123.

WELCOMING A SLEW OF SCORING

Of the 10 newcomers on the Bulldogs' roster seven are transfers – five D-I players (Jabri Abdur-Rahim, Noah Baumann, Braelen Bridges, Aaron Cook and Jailyn Ingram) and a pair from the junior college ranks (Kario Oquendo and Dalen Ridgnal).

Those players arrived in Athens having already scored 4,782 points at their previous schools, the largest addition of scoring by any D-I program this season as outlined below.

In their previous stops, the D-I quintet of the group also logged 8813 minutes in 404 games played, while grabbing 1283 rebounds, dishing 643 assists, swatting 116 blocks and collecting 304 steals.

TOP SCORING INFLUX'S IN D-I HOOPS

| RK. | SCHOOL | PLAYERS | POINTS |
|-----|------------|---------|--------|
| 1. | GEORGIA | 7 | 4782 |
| 2. | Duquesne | 5 | 4695 |
| 3. | Florida | 5 | 4144 |
| 4. | Arkansas | 6 | 4125 |
| 5. | Penn State | 7 | 5183 |

▶ THE STAFF ON THE BULLDOGS' BENCH



**HEAD COACH
TOM CREAN**

- Named the University of Georgia's 22nd men's basketball head coach on March 15, 2018.

- In his 22nd season as head coach, with nine seasons at Marquette (1999-08), nine at Indiana (2008-17) and in fourth at Georgia (2018-present)
- Led 13 of his teams to postseason play, including nine NCAA Tournament bids, four Sweet 16s appearances and a trip to the 2003 Final Four.
- Produced 16 NBA players at Marquette (6), Indiana (8) and Georgia (2), including six who were on opening-day rosters for the 2021-22 season – OG Anunoby, Thomas Bryant, Victor Oladipo and Cody Zeller from IU and Nicolas Claxton and Anthony Evans from UGA.
- All told, those 16 NBA players have earned or are under contract to earn more than \$714 million.
- In 21 seasons, his teams have finished among the nation's top-25 squads statistically a combined 40 times in virtually every offensive and defensive statistic kept by the NCAA.
- Has coached 10 All-Americans and 40 all-conference performers.
- 56 of his four-year players at MU, IU and UGA have graduated, including six who earned their bachelor's degrees in less than four years and five who have secured master's degrees.
- AT GEORGIA**, the Bulldogs broke their all-time total attendance twice, topping the mark by more than 9,000 fans in 2018-19 and by over 15,000 in 2019-20.
- Georgia reached the 90-point scoring mark 15 times in 90 games during Crean's first three seasons...after doing so 15 times in 387 games (a span of 11-plus seasons dating back to 2006-07) prior to his arrival.
- Helped develop Nicolas Claxton from a freshman who averaged 3.9 ppg and 3.9 rpg in 2017-18 into the No. 31 overall pick of the 2019 NBA Draft.
- Inked a top-10 class in his first full recruiting cycle at UGA, headlined by Anthony Edwards, who became the No. 1 overall pick in the 2020 NBA Draft.
- AT INDIANA**, inherited a program with only one returning player, pending probation and scholarship restrictions due to poor academic performances.
- The Hoosiers went 28-66 in his first three seasons before putting together a 138-69 mark over the next six campaigns, including a pair of outright Big Ten Championships in 2013 and 2016.
- Was named National Coach of the Year by ESPN in 2012 and voted Big Ten Coach of the Year in 2016, the same season he was a finalist for Naismith Coach of the Year.
- AT MARQUETTE**, led the program to eight postseason appearances – the 2003 Final Four, four more NCAA Tournaments and three NITs.
- Recipient of the 2003 Clair Bee Award and was named Conference USA Coach of the Year in both 2002 and 2003, with Dwyane Wade earning C-USA Player of the Year honors in 2003 as well.
- IN 10 SEASONS PRIOR TO BECOMING A HEAD COACH**, was a member of the staffs at Michigan State, Western Kentucky and Pittsburgh. Those teams combined to win four regular-season and two conference tournament titles and also reached postseason play eight times (five NCAAs and three NITs).
- The season before assuming the reigns at Marquette, Crean helped Michigan State reach the 1999 Final Four and finish 33-5 overall.

**SEASON-BY-SEASON
MARQUETTE.....190-96 (.664)**

| SEASON | OVERALL | CONF. | POST |
|---------|---------|--------|------|
| 1999-00 | 15-14 | 8-8 | NIT |
| 2000-01 | 15-14 | 9-7 | |
| 2001-02 | 26-7 | 13-3 | NCAA |
| 2002-03 | 27-6 | 14-2 * | NCAA |
| 2003-04 | 19-12 | 8-8 | NIT |
| 2004-05 | 19-12 | 7-9 | NIT |
| 2005-06 | 20-11 | 10-6 | NCAA |
| 2006-07 | 24-10 | 10-6 | NCAA |
| 2007-08 | 25-10 | 11-7 | NCAA |

INDIANA:.....166-135 (.551)

| SEASON | OVERALL | CONF. | POST |
|---------|---------|--------|------|
| 2008-09 | 6-25 | 1-17 | |
| 2009-10 | 10-21 | 4-14 | |
| 2010-11 | 12-20 | 3-15 | |
| 2011-12 | 27-9 | 11-7 | NCAA |
| 2012-13 | 29-7 | 14-4 * | NCAA |
| 2013-14 | 17-15 | 7-11 | |
| 2014-15 | 20-14 | 9-9 | NCAA |
| 2015-16 | 27-8 | 15-3 * | NCAA |
| 2016-17 | 18-16 | 7-11 | NIT |

GEORGIA:.....47-63 (.427)

| SEASON | OVERALL | CONF. | POST |
|---------|---------|-------|------|
| 2018-19 | 11-21 | 2-16 | |
| 2019-20 | 16-16 | 5-13 | |
| 2020-21 | 14-12 | 7-11 | |
| 2021-22 | 2-2 | | |

OVERALL:.....403-294 (.578)

* denotes conference regular-season titles.



**ASSISTANT COACH
STEVE McCLAIN**

- Sports 29 seasons of collegiate experience, including 18 as head coach at UIC (2015-20) and Wyoming (1998-07).
- On Crean's staff at Indiana from 2010-15, with 2103 Big Ten title and three NCAAs.

- Led Hutchinson (Kansas) Community College to the 1994 NJCAA national title.



**ASSISTANT COACH
WADE MASON**

- Assistant coach for five season at Stephen F. Austin from 2016-21, amassing a 104-46 record during that span including road wins at Duke, LSU and Baylor.

- On staff at Oral Roberts (2012-16) and Oklahoma (2011-12).

- New Orleans native on St. Augustine HS 1995 USA Today national champs.



**ASSISTANT COACH
JOHN LINEHAN**

- The former NCAA D-I career leader in steals (385) and the 2002 National Defensive Player of the Year at Providence.
- Played professionally for 12 seasons, primarily in France.

- Spent time on staffs at Temple, Drexel and Brown before

joining the Bulldogs in 2019.



**DIR. OF PLAYER DEVELOPMENT
BRIAN FISH**

- More than three decades of coaching experience at Montana State (head coach from 2014-19) and on staffs at Oregon, Creighton, San Diego, TCU, Kansas State and Marshall.

- In 2009, named to Indiana Basketball Hall of Fame silver

anniversary team.



**DIR. OF RECRUITING & OPERATIONS
J.D. POWELL**

- Arrived with 22 seasons of experience, almost exclusively in Charleston at College of Charleston (2014-21), The Citadel from 2010-14 and Charleston Southern from 2004-10.

- Helped Charleston go from winning nine games in 2014-15 to

92 Ws over the next four seasons, including an NCAA bid in 2018.




**ASSOC. TO THE H.C./DIR. OF STRATEGY
DAVID GALE**

- Coached pro teams in Germany (2018-20) and Lithuania (2020-21) for three seasons before joining UGA staff.

- Worked within NBA for 11 seasons from 2007-18 – Clippers from 2007-11, Raptors from 2011-17 and 76ers in 2017-18.


- Helped lead Raptors 905 to 45-12 overall record and the 2017 D-League title.



**STRENGTH & CONDITIONING
SEAN HAYES**

- 11th season at UGA after working for the Buffalo Bills from 06-10.

- One of two SEC MBB S&C leaders with Master of Strength & Conditioning honors from Collegiate S&C Coaches Association.



**ATHLETIC TRAINER
LANCE SCHUEMANN**

- In fourth season at UGA after working five seasons at Wyoming.

- A student athletic trainer for Florida 2007 NCAA Champion team.

- Tabbed "best beard in SEC basketball" by UGA SID office.

▶ 2021-22 OVERALL STATISTICS (6-14) (HOME: 6-7; ROAD: 0-5; NEUTRAL: 0-2)

| NO. PLAYER | G-GS | MP-Avg. | FG-FGA | Pct. | 3FG-FGA | Pct. | FT-FTA | Pct. | OR | DR | Tot.-Avg. | PF-DQ | A | TO | B | S | Pts.-Avg |
|----------------------|-----------|----------|-----------------|-------------|----------------|-------------|----------------|-------------|------------|------------|-----------------|---------------|------------|------------|-----------|------------|------------------|
| 03 Kario Oquendo | 19-19 | 525-27.6 | 87-191 | .455 | 15-68 | .221 | 49-70 | .700 | 17 | 63 | 80-4.2 | 38-0 | 15 | 48 | 12 | 20 | 238-12.5 |
| 23 Braelen Bridges | 20-20 | 548-27.4 | 97-157 | .618 | 0-0 | .000 | 56-82 | .683 | 41 | 77 | 118-5.9 | 42-2 | 30 | 43 | 9 | 6 | 250-12.5 |
| 00 Jailyn Ingram | 9-9 | 245-27.2 | 36-73 | .493 | 6-23 | .261 | 18-20 | .900 | 8 | 46 | 54-6.0 | 25-2 | 19 | 25 | 2 | 7 | 96-10.7 |
| 10 Aaron Cook | 19-19 | 623-32.8 | 70-188 | .372 | 19-69 | .275 | 31-42 | .738 | 5 | 44 | 49-2.6 | 34-1 | 114 | 64 | 6 | 26 | 190-10.0 |
| 20 Noah Baumann | 19-14 | 418-22.0 | 55-122 | .451 | 41-95 | .432 | 17-20 | .850 | 5 | 61 | 66-3.5 | 24-0 | 17 | 13 | 6 | 4 | 168-8.8 |
| 01 Jabri Abdur-Rahim | 20-3 | 375-18.8 | 41-119 | .345 | 20-68 | .294 | 52-65 | .800 | 20 | 46 | 66-3.3 | 34-0 | 5 | 22 | 8 | 6 | 154-7.7 |
| 05 Christian Wright | 20-6 | 447-22.4 | 34-96 | .354 | 8-29 | .276 | 49-59 | .831 | 15 | 33 | 48-2.4 | 28-1 | 34 | 23 | 5 | 11 | 125-6.3 |
| 11 Jaxon Etter | 19-10 | 478-25.2 | 34-74 | .459 | 14-30 | .467 | 25-34 | .735 | 12 | 42 | 54-2.8 | 49-0 | 32 | 21 | 1 | 11 | 107-5.6 |
| 15 Dalen Ridgnal | 16-0 | 154-9.6 | 14-40 | .350 | 8-26 | .308 | 7-11 | .636 | 10 | 44 | 54-3.4 | 13-0 | 4 | 3 | 1 | 0 | 43-2.7 |
| 04 Tyron McMillan | 16-0 | 128-8.0 | 8-19 | .421 | 0-1 | .000 | 10-16 | .625 | 9 | 14 | 23-1.4 | 8-0 | 3 | 8 | 0 | 2 | 26-1.6 |
| 12 Josh Taylor | 7-0 | 35-5.0 | 5-8 | .625 | 0-0 | .000 | 1-2 | .500 | 2 | 5 | 7-1.0 | 3-0 | 0 | 3 | 0 | 2 | 11-1.6 |
| 02 Cam McDowell | 1-0 | 14-14.0 | 0-3 | .000 | 0-1 | .000 | 1-2 | .500 | 0 | 2 | 2-2.0 | 2-0 | 2 | 1 | 0 | 1 | 1-1.0 |
| 35 Tyrone Baker | 3-0 | 10-3.3 | 1-4 | .250 | 0-1 | .000 | 0-1 | .000 | 2 | 0 | 2-0.7 | 2-0 | 0 | 0 | 1 | 1 | 2-0.7 |
| TM TEAM | | | | | | | | | 39 | 28 | 67-3.4 | | | 14 | | | |
| Total | 20 | | 482-1094 | .441 | 131-411 | .319 | 316-424 | .745 | 185 | 505 | 690-34.5 | 302-6 | 275 | 288 | 51 | 97 | 1411-70.6 |
| Opponents | 20 | | 571-1242 | .460 | 162-500 | .324 | 214-303 | .706 | 206 | 486 | 692-34.6 | 360-10 | 325 | 218 | 91 | 156 | 1518-75.9 |

| BY PERIOD | 1st | 2nd | 1OT | 2OT | Total | DEADBALL | REBOUNDS | TOTAL |
|-----------|-----|-----|-----|-----|-------|-----------|----------|-------|
| Georgia | 666 | 745 | - | - | 1411 | Georgia | 54 | |
| Opponents | 744 | 774 | - | - | 1518 | Opponents | 44 | |

TEAM STATISTICS

| | UGA | OPP |
|------------------------|----------|----------|
| SCORING | 1411 | 1518 |
| Points per game | 70.6 | 75.9 |
| Scoring margin | -5.3 | - |
| FIELD GOALS-ATT | 482-1094 | 571-1242 |
| Field goal pct | .441 | .460 |
| 3 POINT FG-ATT | 131-411 | 162-500 |
| 3-point FG pct | .319 | .324 |
| 3-pt FG made per game | 6.6 | 8.1 |
| FREE THROWS-ATT | 316-424 | 214-303 |
| Free throw pct | .745 | .706 |
| F-Throws made per game | 15.8 | 10.7 |
| REBOUNDS | 690 | 692 |
| Rebounds per game | 34.5 | 34.6 |
| Rebounding margin | -0.1 | - |
| ASSISTS | 275 | 325 |
| Assists per game | 13.8 | 16.3 |
| TURNOVERS | 288 | 218 |
| Turnovers per game | 14.4 | 10.9 |
| Turnover margin | -3.5 | - |
| Assist/turnover ratio | 1.0 | 1.5 |
| STEALS | 97 | 156 |
| Steals per game | 4.9 | 7.8 |
| BLOCKS | 51 | 91 |
| Blocks per game | 2.6 | 4.6 |
| ATTENDANCE | 86191 | 55587 |
| Home games-Avg/Game | 13-6630 | 5-11117 |

▶ 2021-22 SEC ONLY STATISTICS (1-6) (HOME: 1-2; ROAD: 0-4)

| NO. PLAYER | G-GS | MP-Avg. | FG-FGA | Pct. | 3FG-FGA | Pct. | FT-FTA | Pct. | OR | DR | Tot.-Avg. | PF-DQ | A | TO | B | S | Pts.-Avg |
|----------------------|----------|----------|----------------|-------------|---------------|-------------|----------------|-------------|-----------|------------|-----------------|--------------|------------|------------|-----------|-----------|-----------------|
| 03 Kario Oquendo | 6-6 | 176-29.3 | 31-67 | .463 | 4-20 | .200 | 22-27 | .815 | 4 | 27 | 31-5.2 | 13-0 | 4 | 21 | 2 | 4 | 88-14.7 |
| 20 Noah Baumann | 7-7 | 203-29.0 | 28-62 | .452 | 20-49 | .408 | 10-11 | .909 | 1 | 26 | 27-3.9 | 15-0 | 7 | 9 | 2 | 2 | 86-12.3 |
| 23 Braelen Bridges | 7-7 | 205-29.3 | 34-61 | .557 | 0-0 | .000 | 15-22 | .682 | 18 | 24 | 42-6.0 | 15-1 | 16 | 16 | 3 | 1 | 83-11.9 |
| 10 Aaron Cook | 7-7 | 234-33.4 | 23-65 | .354 | 3-18 | .167 | 14-15 | .933 | 0 | 14 | 14-2.0 | 16-1 | 32 | 25 | 3 | 8 | 63-9.0 |
| 01 Jabri Abdur-Rahim | 7-0 | 127-18.1 | 12-40 | .300 | 3-17 | .176 | 31-35 | .886 | 12 | 17 | 29-4.1 | 11-0 | 1 | 10 | 4 | 3 | 58-8.3 |
| 05 Christian Wright | 7-1 | 145-20.7 | 11-27 | .407 | 2-7 | .286 | 23-26 | .885 | 4 | 11 | 15-2.1 | 4-0 | 14 | 8 | 1 | 1 | 47-6.7 |
| 11 Jaxon Etter | 7-7 | 190-27.1 | 16-27 | .593 | 10-13 | .769 | 3-4 | .750 | 3 | 14 | 17-2.4 | 19-0 | 12 | 8 | 0 | 6 | 45-6.4 |
| 15 Dalen Ridgnal | 4-0 | 66-16.5 | 7-16 | .438 | 3-9 | .333 | 1-3 | .333 | 6 | 16 | 22-5.5 | 8-0 | 2 | 2 | 0 | 0 | 18-4.5 |
| 12 Josh Taylor | 4-0 | 28-7.0 | 3-5 | .600 | 0-0 | .000 | 1-1 | 1.000 | 1 | 4 | 5-1.3 | 3-0 | 0 | 3 | 0 | 2 | 7-1.8 |
| 04 Tyron McMillan | 4-0 | 26-6.5 | 2-2 | 1.000 | 0-0 | .000 | 3-6 | .500 | 0 | 1 | 1-0.3 | 1-0 | 0 | 3 | 0 | 1 | 7-1.8 |
| TM TEAM | | | | | | | | | 9 | 10 | 19-2.7 | | | 6 | | | |
| Total | 7 | | 167-372 | .449 | 45-133 | .338 | 123-150 | .820 | 58 | 164 | 222-31.7 | 105-2 | 88 | 111 | 15 | 28 | 502-71.7 |
| Opponents | 7 | | 221-450 | .491 | 58-185 | .314 | 76-110 | .691 | 81 | 163 | 244-34.9 | 127-1 | 129 | 76 | 46 | 64 | 576-82.3 |

| BY PERIOD | 1st | 2nd | 1OT | 2OT | Total | DEADB | REBOUND | TOTAL |
|-----------|-----|-----|-----|-----|-------|-----------|---------|-------|
| Georgia | 248 | 254 | - | - | 502 | Georgia | 15 | |
| Opponents | 279 | 297 | - | - | 576 | Opponents | 14 | |

TEAM STATISTICS

| | UGA | OPP |
|------------------------|---------|---------|
| SCORING | 502 | 576 |
| Points per game | 71.7 | 82.3 |
| Scoring margin | -10.6 | - |
| FIELD GOALS-ATT | 167-372 | 221-450 |
| Field goal pct | .449 | .491 |
| 3 POINT FG-ATT | 45-133 | 58-185 |
| 3-point FG pct | .338 | .314 |
| 3-pt FG made per game | 6.4 | 8.3 |
| FREE THROWS-ATT | 123-150 | 76-110 |
| Free throw pct | .820 | .691 |
| F-Throws made per game | 17.6 | 10.9 |
| REBOUNDS | 222 | 244 |
| Rebounds per game | 31.7 | 34.9 |
| Rebounding margin | -3.1 | - |
| ASSISTS | 88 | 129 |
| Assists per game | 12.6 | 18.4 |
| TURNOVERS | 111 | 76 |
| Turnovers per game | 15.9 | 10.9 |
| Turnover margin | -5.0 | - |
| Assist/turnover ratio | 0.8 | 1.7 |
| STEALS | 28 | 64 |
| Steals per game | 4.0 | 9.1 |
| BLOCKS | 15 | 46 |
| Blocks per game | 2.1 | 6.6 |
| ATTENDANCE | 19239 | 44915 |
| Home games-Avg/Game | 3-6413 | 4-11229 |

▶ 2021-22 INDIVIDUAL SINGLE-GAME SUPERLATIVES

| GEORGIA | CATEGORY | OPPONENT |
|--|-------------------------|--|
| 28 Kario Oquendo vs. Miss. St. | POINTS | 37 Michael DeVoe (Ga. Tech) |
| 12 Jailyn Ingram vs. Virginia | REBOUNDS | 17 Oscar Tshiebwe (Kentucky) |
| 11 Braelen Bridges vs. Cincinnati | FIELD GOALS | 14 Michael DeVoe (Ga. Tech) |
| 17 Kario Oquendo vs. Miss. St. | FIELD GOAL ATTEMPTS | 21 Boo Buie (Northwestern) |
| .857 Jabri Abdur-Rahim (6x7) vs. Wofford | FIELD GOAL PERCENTAGE | .833 Sam Godwin (5x6) (Wofford) |
| 7 Noah Baumann vs. ETSU | 3-POINT GOALS | 6 Jaden Shackelford (Alabama) |
| 12 Noah Baumann vs. S. Carolina | 3-POINT GOAL ATTEMPTS | 12 Boo Buie (Northwestern) |
| .800 Jaxon Etter (4x5) vs. Vanderbilt .800 Jabri Abdur-Rahim (4x5) vs. Wofford | 3-POINT GOAL PERCENTAGE | .800 Michael DeVoe (4x5) (Ga. Tech) |
| 10 Jabri Abdur-Rahim vs. Alabama 10 Christian Wright vs. S. Carolina | FREE THROWS | 7 Scotty Pippen Jr. (Vanderbilt) 7 Henry Coleman III (Texas A&M) 7 Max Klesmit (Wofford) |
| 12 Christian Wright vs. S. Carolina | FREE THROW ATTEMPTS | 10 Henry Coleman III (Texas A&M) |
| 100.0 Jabri Abdur-Rahim (5x5) vs. S. Carolina 100.0 Noah Baumann (5x5) vs. S. Carolina 100.0 Kario Oquendo (7x7) vs. Kentucky, W. Carolina 100.0 Jailyn Ingram (5x5) vs. Northwestern | FREE THROW PERCENTAGE | 100.0 Lance Terry (7X7) (Gardner-Webb) 100.0 Max Klesmit (7x7) (Wofford) 100.0 Ryan Young (5x5) (Northwestern) 100.0 Armaan Franklin (6x6) (Virginia) |
| 12 Aaron Cook vs. W. Carolina | ASSISTS | 17 TyTy Washington Jr. (Kentucky) |
| 3 Kario Oquendo vs. Wofford | BLOCKS | 6 Walker Kessler (Auburn) 6 Josh Oduro (George Mason) |
| 4 Kario Oquendo vs. S.C. State | STEALS | 4 Keon Ellis (Alabama) 4 Wendell Green Jr. (Auburn) |
| 38 Christian Wright vs. Memphis | MINUTES | 39 Oscar Tshiebwe (Kentucky) |

▶ 2021-22 TEAM SINGLE-GAME SUPERLATIVES

| UGA HIGH | UGA LOW | CATEGORY | OPP HIGH | OPP LOW |
|---------------------------------------|--|-----------------|--|------------------------------------|
| 85 W. Carolina | 55 Virginia | POINTS | 92 Kentucky | 51 FIU |
| 45 S.C. State | 22 FIU | 1ST HALF POINTS | 52 Auburn | 24 Jacksonville |
| 50 W. Carolina, Memphis | 21 Virginia | 2ND HALF POINTS | 53 Miss. St. | 24 FIU |
| 48 W. Carolina | 25 Kentucky | REBOUNDS | 41 Alabama, Auburn | 28 Vanderbilt |
| 29 Texas A&M, W. Carolina, Ga. Tech | 18 S. Carolina | FGs | 40 Kentucky | 20 FIU |
| 65 W. Carolina | 46 S. Carolina, Wofford | FGAs | 74 W. Carolina | 53 Virginia |
| .543 Wofford (25x46) | .339 G. Mason (20x59) | FG Pct. | .607 Ga. Tech (34x56) | .339 Jacksonville (21x62) |
| 14 ETSU | 3 Gardner-Webb, Virginia, FIU | 3-FGs | 13 ETSU | 4 Cincinnati |
| 34 ETSU | 13 Auburn | 3-FGAs | 46 W. Carolina | 15 Kentucky, Ga. Tech |
| .500 Cincinnati (7x14) | .143 Virginia (3x21) | 3-FG PCT. | .533 Ga. Tech (8x15) | .200 Cincinnati (4x20) |
| 27 Memphis | 9 Cincinnati | FTs | 21 S. Carolina | 2 FIU |
| 35 Memphis | 10 Vanderbilt | FTAs | 26 S. Carolina | 4 FIU |
| .905 Kentucky (19x21) | .500 Ga. Tech (12x24) | FT Pct. | 100.0 Gardner-Webb (12x12) 100.0 Northwestern (13x13) | .278 ETSU (5x18) |
| 20 W. Carolina | 8 Miss. St. | ASSISTS | 23 Kentucky, G. Mason | 10 Virginia |
| 19 Wofford | 9 W. Carolina | TURNOVERS | 19 Alabama | 4 Virginia |
| 5 Texas A&M, Northwestern, Cincinnati | 1 Alabama, S. Carolina, G. Mason, Virginia, Ga. Tech | BLOCKS | 10 Auburn, Miss. St. | 0 ETSU, Jacksonville, Northwestern |
| 13 S.C. State | 2 Vanderbilt, W. Carolina | STEALS | 12 Texas A&M | 4 G. Mason, S.C. State |
| 24 S. Carolina | 7 W. Carolina | PERSONAL FOULS | 24 S. Carolina, Memphis, Ga. Tech | 9 Cincinnati |

▶ 2021-22 GAME-BY-GAME RESULTS/SCHEDULE

| DATE | OPPONENT | SCORE | POINTS | REBOUNDS | ASSISTS | BLOCKS | STEALS |
|-------|------------------------|------------|---------------------|------------------------|-------------------|------------------------|-------------------|
| 10/24 | EXH. - at Charlotte | L 65-76 | 19-Ingram | 6-Etter, Ingram | 4-Cook | 1-Three players | 2-Ingram |
| 11/5 | EXH. - Morehouse | W 64-49 | 12-Bridges, Oquendo | 11-Ingram | 4-Bridges, Ingram | 3-Bridges | 2-Etter, Wright |
| 11/9 | Florida International | W 58-51 | 10-Cook | 8-Bridges | 8-Cook | 1-Baumann, Oquendo | 3-Cook |
| 11/13 | at Cincinnati | L 68-73 | 24-Bridges | 8-Bridges | 10-Cook | 2-Abdur-Rahim, Wright | 1-Three Players |
| 11/16 | S.C. State | W 76-60 | 22-Cook | 8-Bridges | 7-Cook | 1-Baker, Oquendo | 4-Oquendo |
| 11/19 | Ga. Tech | L 78-88 | 18-Cook | 6-Ingram | 6 Cook | 1-Oquendo | 1-Four Players |
| 11/22 | & vs. Virginia | L 55-65 | 14-Bridges | 12-Ingram | 8-Cook | 1-Abdur-Rahim | 1-Three Players |
| 11/23 | & vs. Northwestern | L 62-78 | 12-Bridges, Oquendo | 9-Ingram | 6-Cook | 1-Five Players | 1-Four Players |
| 11/28 | Wofford | L 65-68 | 20-Abdur-Rahim | 5-McMillan | 5-Wright | 3-Oquendo | 2-Cook |
| 12/1 | No. 18/19 Memphis | W 82-79 | 24-Oquendo | 6-Ingram, Wright | 3-Three Players | 1-Bridges, Oquendo | 2-Oquendo |
| 12/7 | Jacksonville | W 69-58 | 14-Bridges | 6-Oquendo | 5-Cook | 1-Three Players | 3-Oquendo |
| 12/18 | George Mason | L 67-80 | 13-Bridges | 7-Bridges, Ridgnal | 5-Cook | 1-Bridges | 2-Cook |
| 12/20 | Western Carolina | W 85-79 | 21-Oquendo | 11-Baumann | 12-Cook | 2-Baumann | 1-Cook, Oquendo |
| 12/22 | East Tennessee State | L 84-86 | 25-Baumann | 7-Baumann | 6-Cook | 1-Three Players | 2-Cook, Oquendo |
| 12/29 | Gardner-Webb | L 60-77 | 17-Bridges | 7-Bridges | 5-Cook | 1-Three Players | 1-Five Players |
| 1/4 | * Texas A&M | L 79-81 | 21-Oquendo | 7-Bridges | 6-Cook | 1-Five Players | 3-Cook |
| 1/8 | * at 16/13 Kentucky | L 77-92 | 22-Oquendo | 7-Oquendo | 5-Cook | 1-Abdur-Rahim, Oquendo | 1-Three Players |
| 1/12 | * at Mississippi State | L 72-88 | 28-Oquendo | 7-Bridges | 4-Cook | 1-Baumann, Cook | 2-Oquendo, Taylor |
| 1/15 | * Vanderbilt | L 66-73 | 16-Etter | 7-Baumann | 4-Cook | 1-Abdur-Rahim, Wright | 1-Cook, Etter |
| 1/19 | * at Auburn | L 60-83 | 16-Wright | 7-Ridgnal | 6-Bridges | 1-Abdur-Rahim, Bridges | 1-Four Players |
| 1/22 | * at South Carolina | L 66-83 | 20-Bridges | 5-Abdur-Rahim, Bridges | 7-Cook | 1-Cook | 1-Three Players |
| 1/25 | * Alabama | W 82-76 | 15-Cook | 7-Oquendo | 4-Cook | 1-Bridges | 1-Five Players |
| 1/29 | * at Vanderbilt | 6:00 | | | | | |
| 2/2 | * Arkansas | 7:00 | | | | | |
| 2/5 | * Auburn | 1:00 | | | | | |
| 2/9 | * at Florida | 6:30 | | | | | |
| 2/12 | * South Carolina | 1:00 | | | | | |
| 2/16 | * at LSU | 7:00 | | | | | |
| 2/19 | * Ole Miss | 1:00 | | | | | |
| 2/22 | * at Texas A&M | 7:00 | | | | | |
| 2/26 | * Florida | 12:00/4:00 | | | | | |
| 3/1 | * Tennessee | 6:30 | | | | | |
| 3/5 | * at Missouri | 3:30 | | | | | |

3/9-13 SEC Tournament (Amalie Arena in Tampa, Fla.)

& Legends Classic (Prudential Center in Newark, N.J.)

* SEC games

1 Georgia 58,
Florida International 51
11/19/21 • Athens, Ga.

FLORIDA INTERNATIONAL (0-1)

| Player | FGs | 3FGs | FTs | Rb | Pf | Pts | A | T | B | S | MP |
|---------------|--------------|-------------|------------|-----------|-----------|-----------|-----------|-----------|----------|----------|------------|
| Brewer | 5-14 | 2-5 | 2-2 | 2 | 2 | 14 | 5 | 1 | 0 | 1 | 35 |
| Banks | 3-4 | 1-1 | 0-0 | 7 | 3 | 7 | 2 | 4 | 0 | 3 | 31 |
| Lovett | 2-10 | 2-10 | 0-0 | 7 | 2 | 6 | 1 | 5 | 1 | 2 | 31 |
| Brown | 2-8 | 0-2 | 0-2 | 4 | 0 | 4 | 0 | 0 | 3 | 1 | 17 |
| Pinkney | 0-0 | 0-0 | 0-0 | 4 | 5 | 0 | 0 | 1 | 2 | 1 | 12 |
| Jones | 5-13 | 3-5 | 0-0 | 3 | 0 | 13 | 3 | 0 | 0 | 1 | 25 |
| Hawkins | 0-0 | 0-0 | 0-0 | 1 | 0 | 0 | 0 | 1 | 0 | 0 | 4 |
| Smart | 2-6 | 1-2 | 0-0 | 2 | 2 | 5 | 1 | 1 | 0 | 0 | 14 |
| Hart | 0-2 | 0-1 | 0-0 | 0 | 2 | 0 | 0 | 2 | 0 | 0 | 11 |
| Wilcox | 1-2 | 0-1 | 0-0 | 3 | 1 | 2 | 0 | 1 | 0 | 0 | 14 |
| Krivokapic | 0-0 | 0-0 | 0-0 | 0 | 0 | 0 | 0 | 0 | 0 | 0 | 6 |
| TEAM | | | | 3 | | | | | | | |
| Totals | 20-59 | 9-27 | 2-4 | 36 | 17 | 51 | 12 | 16 | 6 | 9 | 200 |

GEORGIA (1-0)

| Player | FGs | 3FGs | FTs | Rb | Pf | Pts | A | T | B | S | MP |
|---------------|--------------|-------------|--------------|-----------|----------|-----------|-----------|-----------|----------|----------|------------|
| Ingram | 3-7 | 0-1 | 0-0 | 7 | 2 | 6 | 2 | 2 | 0 | 1 | 24 |
| Abdur-Rahim | 0-5 | 0-3 | 2-2 | 3 | 1 | 2 | 0 | 3 | 0 | 1 | 16 |
| Oquendo | 3-6 | 0-1 | 3-7 | 4 | 1 | 9 | 0 | 3 | 1 | 0 | 25 |
| Cook | 3-12 | 1-3 | 3-4 | 6 | 0 | 10 | 8 | 4 | 0 | 3 | 34 |
| Bridges | 4-8 | 0-0 | 1-2 | 8 | 1 | 9 | 2 | 1 | 0 | 1 | 31 |
| McMillan | 0-1 | 0-0 | 2-2 | 2 | 0 | 2 | 0 | 1 | 0 | 0 | 2 |
| Wright | 3-6 | 1-1 | 0-0 | 3 | 3 | 7 | 0 | 1 | 0 | 1 | 19 |
| Etter | 2-6 | 1-3 | 4-4 | 3 | 1 | 9 | 1 | 0 | 0 | 1 | 28 |
| Baumann | 2-5 | 0-2 | 0-0 | 5 | 0 | 4 | 0 | 0 | 1 | 0 | 17 |
| Baker | 0-1 | 0-1 | 0-0 | 1 | 0 | 0 | 0 | 0 | 0 | 1 | 4 |
| TEAM | | | | 4 | | | | | | | |
| Totals | 20-57 | 3-15 | 15-21 | 46 | 9 | 58 | 13 | 15 | 2 | 9 | 200 |

| Score by Periods | 1st | 2nd | Tot. | Deadball Rebs. | Tot. |
|------------------|-----|-----|------|----------------|------|
| FIU | 27 | 24 | 51 | FIU | 1 |
| Georgia | 22 | 36 | 58 | Georgia | 1 |

Officials: Erroll Lewis, K.B. Burdett, Jr., Anthony Jordan. Att.: 6023.

| | FIU | UGA |
|----------------------|-----|-----|
| Points off turnovers | 15 | 16 |
| Points in the paint | 22 | 30 |
| 2nd chance points | 2 | 17 |
| Bench points | 20 | 22 |

2 Cincinnati 73,
Georgia 68
11/13/21 • Cincinnati, Ohio

GEORGIA (1-1)

| Player | FGs | 3FGs | FTs | Rb | Pf | Pts | A | T | B | S | MP |
|---------------|--------------|-------------|-------------|-----------|-----------|-----------|-----------|-----------|----------|----------|------------|
| Ingram | 5-8 | 1-3 | 2-2 | 2 | 1 | 13 | 4 | 1 | 1 | 1 | 34 |
| Oquendo | 0-3 | 0-0 | 0-0 | 3 | 2 | 0 | 0 | 2 | 0 | 0 | 26 |
| Cook | 3-8 | 1-1 | 3-6 | 1 | 3 | 10 | 10 | 5 | 0 | 0 | 30 |
| Baumann | 3-5 | 3-4 | 0-0 | 0 | 2 | 9 | 1 | 1 | 0 | 0 | 18 |
| Bridges | 11-15 | 0-0 | 2-4 | 8 | 2 | 24 | 0 | 2 | 0 | 1 | 32 |
| Abdur-Rahim | 1-4 | 0-2 | 2-2 | 3 | 2 | 4 | 0 | 0 | 2 | 0 | 18 |
| McMillan | 0-0 | 0-0 | 0-0 | 0 | 0 | 0 | 0 | 0 | 0 | 0 | 2 |
| Wright | 1-5 | 0-1 | 0-0 | 1 | 1 | 2 | 2 | 0 | 2 | 1 | 14 |
| Etter | 1-5 | 1-2 | 0-0 | 3 | 4 | 3 | 1 | 2 | 0 | 0 | 19 |
| Ridgnal | 1-1 | 1-1 | 0-0 | 5 | 1 | 3 | 0 | 0 | 0 | 0 | 7 |
| TEAM | | | | 5 | | | | | | | |
| Totals | 26-54 | 7-14 | 9-14 | 31 | 18 | 68 | 18 | 13 | 5 | 3 | 200 |

CINCINNATI (2-0)

| Player | FGs | 3FGs | FTs | Rb | Pf | Pts | A | T | B | S | MP |
|---------------|--------------|-------------|--------------|-----------|----------|-----------|-----------|----------|----------|----------|------------|
| Ado | 2-2 | 0-0 | 0-0 | 2 | 1 | 4 | 2 | 2 | 1 | 1 | 15 |
| DeJulius | 3-11 | 1-2 | 3-5 | 1 | 0 | 10 | 0 | 0 | 0 | 1 | 25 |
| Newman | 4-11 | 0-3 | 1-2 | 6 | 1 | 9 | 0 | 0 | 0 | 1 | 27 |
| Adams-Woods | 4-10 | 1-4 | 2-2 | 2 | 1 | 11 | 5 | 1 | 1 | 0 | 28 |
| Davenport | 4-8 | 0-3 | 3-4 | 7 | 1 | 11 | 2 | 1 | 0 | 1 | 26 |
| Saunders | 2-9 | 0-1 | 0-2 | 2 | 1 | 4 | 4 | 1 | 0 | 2 | 23 |
| Koval | 1-3 | 1-2 | 0-0 | 7 | 0 | 3 | 0 | 0 | 1 | 0 | 12 |
| Lakhin | 4-6 | 0-1 | 1-1 | 2 | 0 | 9 | 2 | 0 | 2 | 1 | 15 |
| Hensley | 0-1 | 0-1 | 0-0 | 0 | 0 | 0 | 0 | 0 | 0 | 0 | 3 |
| Oguama | 2-4 | 0-0 | 1-2 | 5 | 1 | 5 | 0 | 0 | 0 | 0 | 12 |
| Madson | 2-5 | 1-3 | 2-2 | 3 | 3 | 7 | 0 | 2 | 0 | 1 | 14 |
| TEAM | | | | 3 | | | | | | | |
| Totals | 28-70 | 4-20 | 13-20 | 40 | 9 | 73 | 15 | 7 | 5 | 8 | 200 |

| Score by Periods | 1st | 2nd | Tot. | Deadball Rebs. | Tot. |
|------------------|-----|-----|------|----------------|------|
| Georgia | 26 | 42 | 68 | Georgia | 6 |
| Cincinnati | 35 | 38 | 73 | Cincinnati | 7 |

Officials: Wil Howard, Owen Shortt, Terry Wymer. Att.: 10,672.

| | UGA | UC |
|----------------------|-----|----|
| Points in the paint | 38 | 48 |
| Points off turnovers | 9 | 19 |
| 2nd chance points | 2 | 14 |
| Bench points | 12 | 28 |

3 Georgia 76,
S.C. State 60
11/16/20 • Athens, Ga.

S.C. STATE (0-5)

| Player | FGs | 3FGs | FTs | Rb | Pf | Pts | A | T | B | S | MP |
|----------------|--------------|-------------|------------|-----------|-----------|-----------|-----------|-----------|----------|----------|------------|
| Jones | 4-10 | 1-2 | 0-0 | 2 | 2 | 9 | 2 | 7 | 0 | 1 | 34 |
| Davis | 2-5 | 0-0 | 0-0 | 9 | 1 | 4 | 0 | 3 | 2 | 0 | 33 |
| Williams | 2-5 | 0-0 | 1-2 | 5 | 3 | 5 | 1 | 1 | 1 | 0 | 27 |
| Croskey | 6-11 | 5-9 | 2-2 | 4 | 3 | 19 | 0 | 3 | 0 | 0 | 34 |
| Madlock | 3-8 | 0-2 | 0-0 | 1 | 4 | 6 | 5 | 2 | 0 | 1 | 23 |
| Lawrence | 3-4 | 1-2 | 0-0 | 1 | 2 | 7 | 0 | 0 | 0 | 1 | 7 |
| Gary | 3-8 | 0-3 | 0-0 | 1 | 2 | 6 | 3 | 0 | 0 | 0 | 21 |
| Oliver-Hampton | 0-2 | 0-1 | 2-2 | 7 | 2 | 2 | 0 | 1 | 0 | 1 | 13 |
| Brown | 1-2 | 0-0 | 0-0 | 0 | 0 | 2 | 0 | 1 | 0 | 0 | 8 |
| TEAM | | | | 3 | | | | | | | |
| Totals | 24-55 | 7-19 | 5-6 | 33 | 19 | 60 | 11 | 18 | 3 | 4 | 200 |

GEORGIA (2-1)

| Player | FGs | 3FGs | FTs | Rb | Pf | Pts | A | T | B | S | MP |
|---------------|--------------|-------------|--------------|-----------|-----------|-----------|-----------|-----------|----------|-----------|------------|
| Ingram | 2-5 | 0-1 | 1-2 | 6 | 2 | 5 | 3 | 1 | 0 | 1 | 27 |
| Oquendo | 7-13 | 2-5 | 1-3 | 4 | 1 | 17 | 1 | 0 | 1 | 4 | 30 |
| Cook | 8-11 | 3-5 | 3-4 | 3 | 0 | 22 | 7 | 3 | 0 | 3 | 36 |
| Baumann | 2-9 | 2-7 | 0-0 | 3 | 1 | 6 | 1 | 0 | 0 | 0 | 19 |
| Bridges | 5-7 | 0-0 | 5-8 | 8 | 0 | 15 | 1 | 3 | 0 | 1 | 27 |
| Abdur-Rahim | 1-7 | 0-2 | 0-0 | 4 | 1 | 2 | 0 | 2 | 0 | 0 | 19 |
| Wright | 1-3 | 0-1 | 3-4 | 1 | 1 | 5 | 1 | 0 | 0 | 3 | 18 |
| Etter | 2-4 | 0-0 | 0-0 | 2 | 3 | 4 | 2 | 0 | 0 | 1 | 20 |
| Ridgnal | 0-1 | 0-1 | 0-0 | 0 | 0 | 0 | 0 | 0 | 0 | 0 | 2 |
| Baker | 0-1 | 0-0 | 0-0 | 1 | 2 | 0 | 0 | 0 | 1 | 0 | 2 |
| TEAM | | | | 4 | | | | | | | |
| Totals | 28-61 | 7-22 | 13-21 | 36 | 11 | 76 | 16 | 10 | 2 | 13 | 200 |

| Score by Periods | 1st | 2nd | Tot. | Deadball Rebs. | Tot. |
|------------------|-----|-----|------|----------------|------|
| S.C. State | 35 | 25 | 60 | S.C. State | 0 |
| Georgia | 45 | 31 | 76 | Georgia | 4 |

Officials: Gerry Pollard, Rob Rorke, Joe Lindsay. Att.: 6021.

| | SCSU | UGA |
|----------------------|------|-----|
| Points in the paint | 22 | 40 |
| Points off turnovers | 7 | 22 |
| 2nd chance points | 5 | 5 |
| Bench points | 17 | 11 |

4 Georgia Tech 88,
Georgia 78
11/19/21 • Athens, Ga.

GEORGIA TECH (3-1)

| Player | FGs | 3FGs | FTs | Rb | Pf | Pts | A | T | B | S | MP |
|---------------|--------------|-------------|--------------|-----------|-----------|-----------|-----------|-----------|----------|----------|------------|
| Devoe | 14-18 | 4-5 | 5-6 | 7 | 4 | 37 | 5 | 4 | 0 | 2 | 37 |
| Sturdivant | 1-4 | 0-1 | 2-5 | 2 | 0 | 4 | 2 | 1 | 0 | 2 | 15 |
| Usher | 9-14 | 1-3 | 2-2 | 4 | 3 | 21 | 2 | 2 | 2 | 1 | 36 |
| Moore | 0-0 | 0-0 | 2-2 | 5 | 4 | 2 | 0 | 2 | 0 | 0 | 20 |
| Howard | 4-8 | 0-0 | 0-0 | 7 | 5 | 8 | 4 | 1 | 1 | 1 | 26 |
| Gigiberia | 0-0 | 0-0 | 0-0 | 1 | 0 | 0 | 0 | 1 | 0 | 0 | 6 |
| Smith | 3-6 | 1-2 | 0-0 | 3 | 4 | 7 | 4 | 2 | 0 | 2 | 22 |
| Coleman | 2-4 | 1-2 | 0-0 | 2 | 2 | 5 | 0 | 0 | 0 | 0 | 24 |
| Kelly | 1-2 | 1-2 | 1-2 | 2 | 2 | 4 | 0 | 1 | 1 | 0 | 14 |
| TEAM | | | | 2 | | | | | | | |
| Totals | 34-56 | 8-15 | 12-17 | 35 | 24 | 88 | 17 | 15 | 4 | 8 | 200 |

GEORGIA (2-2)

| Player | FGs | 3FGs | FTs | Rb | Pf | Pts | A | T | B | S | MP |
|---------------|--------------|-------------|--------------|-----------|-----------|-----------|-----------|-----------|----------|----------|------------|
| Ingram | 7-10 | 0-0 | 3-3 | 6 | 5 | 17 | 2 | 5 | 0 | 1 | 21 |
| Oquendo | 3-10 | 0-4 | 0-2 | 1 | 3 | 6 | 3 | 2 | 1 | 1 | 30 |
| Cook | 6-13 | 4-6 | 2-4 | 2 | 2 | 18 | 6 | 4 | 0 | 0 | 29 |
| Baumann | 2-4 | 1-3 | 0-0 | 0 | 5 | 1 | 0 | 0 | 0 | 0 | 10 |
| Bridges | 4-6 | 0-0 | 1-3 | 2 | 2 | 9 | 3 | 2 | 0 | 0 | 26 |
| Abdur-Rahim | 3-3 | 2-2 | 2-4 | 3 | 3 | 10 | 0 | 0 | 0 | 1 | 22 |
| McMillan | 1-3 | 0-0 | 0-0 | 1 | 0 | 2 | 0 | 0 | 0 | 0 | 5 |
| Wright | 2-4 | 0-0 | 1-1 | 3 | 1 | 5 | 1 | 0 | 0 | 0 | 25 |
| Etter | 1-3 | 1-1 | 3-7 | 3 | 3 | 6 | 0 | 1 | 0 | 1 | 27 |
| Ridgnal | 0-1 | 0-1 | 0-0 | 1 | 0 | 0 | 0 | 0 | 0 | 0 | 5 |
| TEAM | | | | 4 | | | | | | | |
| Totals | 29-57 | 8-17 | 12-24 | 26 | 19 | 78 | 16 | 14 | 1 | 4 | 200 |

| Score by Periods | 1st | 2nd | Tot. | Deadball Rebs. | Tot. |
|------------------|-----|-----|------|----------------|------|
| Ga. Tech | 41 | 47 | 88 | Ga. Tech | 2 |
| Georgia | 36 | 42 | 78 | Georgia | 4 |

Officials: Tony Greene, Chuck Jones, William Covington. Att.: 9057.

| | GT | UGA |
|----------------------|----|-----|
| Points in the paint | 42 | 42 |
| Points off turnovers | 17 | 14 |
| 2nd chance points | 8 | 9 |
| Bench points | 16 | 23 |

5 Virginia 65,
Georgia 55
11/22/21 • Newark, N.J.

VIRGINIA (3-2)

| Player | FGs | 3FGs | FTs | Rb | Pf | Pts | A | T | B | S | MP |
|--------|-----|------|-----|----|----|-----|---|---|---|---|----|
| | | | | | | | | | | | |

7

Wofford 68, Georgia 65

11/28/21 • Athens, Ga.

WOFFORD (5-2)

| Player | FGs | 3FGs | FTs | Rb | Pf | Pts | A | T | B | S | MP |
|---------------|--------------|-------------|--------------|-----------|-----------|-----------|-----------|----------|----------|----------|------------|
| Klesmit | 5-14 | 0-7 | 7-7 | 3 | 3 | 17 | 1 | 0 | 0 | 0 | 29 |
| Bigelow | 1-8 | 1-6 | 0-0 | 7 | 2 | 3 | 3 | 1 | 0 | 3 | 23 |
| Larson | 3-5 | 3-5 | 2-2 | 3 | 1 | 11 | 3 | 3 | 0 | 0 | 36 |
| Godwin | 5-6 | 0-0 | 0-0 | 2 | 4 | 10 | 1 | 1 | 0 | 2 | 15 |
| Mack | 6-12 | 1-1 | 3-5 | 4 | 2 | 16 | 2 | 3 | 0 | 1 | 30 |
| L. Turner | 1-3 | 1-3 | 0-0 | 2 | 1 | 3 | 2 | 0 | 0 | 0 | 9 |
| K. Turner | 0-0 | 0-0 | 0-0 | 0 | 0 | 0 | 0 | 0 | 0 | 0 | 2 |
| Safford | 1-7 | 0-4 | 0-0 | 3 | 2 | 2 | 0 | 0 | 1 | 1 | 31 |
| Patterson | 1-4 | 1-3 | 3-3 | 3 | 0 | 6 | 1 | 0 | 0 | 1 | 25 |
| TEAM | | | | 2 | | | | | | | |
| Totals | 23-59 | 7-29 | 15-17 | 29 | 15 | 68 | 13 | 8 | 1 | 8 | 200 |

GEORGIA (2-5)

| Player | FGs | 3FGs | FTs | Rb | Pf | Pts | A | T | B | S | MP |
|---------------|--------------|-------------|-------------|-----------|-----------|-----------|-----------|-----------|----------|----------|------------|
| Ingram | 6-8 | 1-1 | 0-0 | 3 | 3 | 13 | 0 | 2 | 0 | 0 | 26 |
| Oquendo | 5-8 | 0-3 | 0-1 | 3 | 3 | 10 | 1 | 1 | 3 | 1 | 21 |
| Wright | 0-2 | 0-2 | 2-2 | 1 | 5 | 2 | 5 | 4 | 0 | 1 | 20 |
| Cook | 2-10 | 1-4 | 0-0 | 2 | 2 | 5 | 4 | 5 | 0 | 2 | 30 |
| Bridges | 3-4 | 0-0 | 1-1 | 4 | 2 | 7 | 0 | 3 | 0 | 0 | 21 |
| Abdur-Rahim | 6-7 | 4-5 | 4-5 | 4 | 0 | 20 | 0 | 2 | 0 | 0 | 18 |
| McMillan | 1-1 | 0-0 | 0-0 | 5 | 3 | 2 | 0 | 1 | 0 | 0 | 14 |
| Etter | 0-2 | 0-1 | 0-0 | 2 | 2 | 0 | 4 | 0 | 0 | 0 | 26 |
| Taylor | 2-2 | 0-0 | 0-1 | 1 | 0 | 4 | 0 | 0 | 0 | 0 | 3 |
| Ridgnal | 0-1 | 0-0 | 2-2 | 4 | 1 | 2 | 0 | 0 | 1 | 0 | 14 |
| Baumann | 0-1 | 0-1 | 0-0 | 1 | 0 | 0 | 0 | 0 | 0 | 0 | 7 |
| TEAM | | | | 2 | | | | | | | |
| Totals | 25-46 | 6-17 | 9-12 | 32 | 21 | 65 | 14 | 19 | 4 | 4 | 200 |

| Score by Periods | 1st | 2nd | Tot. | Deadball Rebs. | Tot. |
|------------------|-----|-----|------|----------------|------|
| Wofford | 32 | 36 | 68 | Wofford | 1 |
| Georgia | 33 | 32 | 65 | Georgia | 0 |

Officials: Courtney Green, Garrick Shannon, Mike Nance. Att.: 6090.

| | WC | UGA |
|----------------------|----|-----|
| Points off turnovers | 22 | 13 |
| Points in the paint | 32 | 32 |
| 2nd chance points | 3 | 11 |
| Bench points | 11 | 28 |

8

Georgia 82, No. 18/19 Memphis 79

12/1/21 • Athens, Ga.

MEMPHIS (5-2)

| Player | FGs | 3FGs | FTs | Rb | Pf | Pts | A | T | B | S | MP |
|---------------|--------------|-------------|--------------|-----------|-----------|-----------|-----------|-----------|----------|----------|------------|
| Bates | 5-11 | 0-3 | 1-1 | 2 | 4 | 11 | 1 | 2 | 1 | 0 | 26 |
| Duren | 5-7 | 0-0 | 0-0 | 5 | 5 | 10 | 1 | 1 | 3 | 3 | 26 |
| Nolley | 5-16 | 2-6 | 5-7 | 4 | 2 | 17 | 4 | 3 | 0 | 0 | 31 |
| Quinones | 3-8 | 3-7 | 3-4 | 5 | 2 | 12 | 5 | 0 | 0 | 1 | 33 |
| Williams | 5-10 | 0-1 | 1-1 | 8 | 5 | 11 | 1 | 2 | 1 | 1 | 29 |
| Timberlake | 1-4 | 0-0 | 0-0 | 8 | 3 | 2 | 2 | 2 | 0 | 0 | 17 |
| Lomax | 5-6 | 2-2 | 2-2 | 0 | 2 | 14 | 1 | 1 | 0 | 0 | 27 |
| Harris | 0-1 | 0-1 | 2-2 | 0 | 1 | 2 | 0 | 0 | 0 | 1 | 5 |
| Minott | 0-0 | 0-0 | 0-0 | 0 | 0 | 0 | 0 | 0 | 0 | 0 | 1 |
| Hardaway | 0-0 | 0-0 | 0-0 | 0 | 0 | 0 | 0 | 0 | 0 | 0 | 5 |
| TEAM | | | | 2 | | | | | | | |
| Totals | 29-63 | 7-20 | 14-17 | 34 | 24 | 79 | 15 | 11 | 5 | 9 | 200 |

GEORGIA (3-5)

| Player | FGs | 3FGs | FTs | Rb | Pf | Pts | A | T | B | S | MP |
|---------------|--------------|-------------|--------------|-----------|-----------|-----------|-----------|-----------|----------|----------|------------|
| Ingram | 3-9 | 1-3 | 3-4 | 6 | 2 | 10 | 3 | 5 | 0 | 0 | 36 |
| Oquendo | 9-13 | 2-6 | 4-5 | 4 | 0 | 24 | 0 | 2 | 1 | 2 | 36 |
| Wright | 5-12 | 1-2 | 6-7 | 6 | 1 | 17 | 3 | 1 | 0 | 1 | 38 |
| Etter | 0-1 | 0-1 | 4-4 | 3 | 4 | 4 | 3 | 4 | 0 | 0 | 21 |
| Bridges | 3-5 | 0-0 | 4-6 | 4 | 3 | 10 | 0 | 1 | 1 | 0 | 30 |
| Abdur-Rahim | 4-8 | 3-6 | 4-7 | 2 | 1 | 15 | 1 | 0 | 0 | 0 | 23 |
| McMillan | 0-0 | 0-0 | 0-0 | 0 | 2 | 0 | 1 | 0 | 0 | 0 | 8 |
| Ridgnal | 0-1 | 0-1 | 0-0 | 0 | 1 | 0 | 0 | 0 | 0 | 0 | 3 |
| Baumann | 0-1 | 0-1 | 2-2 | 1 | 1 | 2 | 0 | 0 | 0 | 0 | 5 |
| TEAM | | | | 6 | | | | | | | |
| Totals | 24-50 | 7-20 | 27-35 | 32 | 15 | 82 | 11 | 13 | 2 | 3 | 200 |

| Score by Periods | 1st | 2nd | Tot. | Deadball Rebs. | Tot. |
|------------------|-----|-----|------|----------------|------|
| Memphis | 34 | 45 | 79 | Memphis | 2 |
| Georgia | 32 | 50 | 82 | Georgia | 3 |

Officials: Michael Roberts, Patrick Evans, Don Daily. Att.: 7147.

| | UM | UGA |
|----------------------|----|-----|
| Points in the paint | 38 | 32 |
| Points off turnovers | 16 | 18 |
| 2nd chance points | 16 | 12 |
| Bench points | 18 | 17 |

9

Georgia 69, Jacksonville 58

12/7/21 • Athens, Ga.

JACKSONVILLE (4-3)

| Player | FGs | 3FGs | FTs | Rb | Pf | Pts | A | T | B | S | MP |
|---------------|--------------|-------------|--------------|-----------|-----------|-----------|-----------|-----------|----------|----------|------------|
| Brown | 2-8 | 0-0 | 1-2 | 8 | 3 | 5 | 1 | 4 | 0 | 1 | 32 |
| Powell | 0-3 | 0-2 | 2-2 | 3 | 0 | 2 | 1 | 1 | 0 | 1 | 17 |
| Davis | 2-11 | 0-1 | 2-2 | 3 | 1 | 6 | 0 | 1 | 0 | 0 | 29 |
| Osifo | 4-5 | 0-0 | 3-4 | 5 | 3 | 11 | 0 | 1 | 0 | 0 | 19 |
| Pridgett | 1-6 | 1-3 | 0-0 | 1 | 0 | 3 | 1 | 1 | 0 | 0 | 20 |
| Bruner | 3-8 | 2-5 | 0-0 | 1 | 2 | 8 | 4 | 2 | 0 | 1 | 18 |
| Nolan | 2-9 | 1-6 | 0-0 | 3 | 2 | 5 | 3 | 2 | 0 | 0 | 21 |
| Marsh | 6-10 | 0-0 | 3-5 | 10 | 4 | 15 | 3 | 4 | 0 | 1 | 28 |
| Davis | 1-2 | 1-1 | 0-0 | 4 | 4 | 3 | 2 | 0 | 0 | 2 | 16 |
| TEAM | | | | 1 | | | | | | | |
| Totals | 21-62 | 5-18 | 11-15 | 38 | 19 | 58 | 15 | 17 | 0 | 6 | 200 |

GEORGIA (2-1)

| Player | FGs | 3FGs | FTs | Rb | Pf | Pts | A | T | B | S | MP |
|---------------|--------------|-------------|--------------|-----------|-----------|-----------|-----------|-----------|----------|-----------|------------|
| Ingram | 5-11 | 0-4 | 2-2 | 3 | 2 | 12 | 2 | 2 | 1 | 2 | 22 |
| Oquendo | 2-9 | 0-3 | 3-4 | 6 | 2 | 7 | 2 | 6 | 1 | 3 | 23 |
| Wright | 2-4 | 1-2 | 0-0 | 1 | 2 | 5 | 0 | 1 | 0 | 1 | 28 |
| Cook | 3-5 | 1-3 | 2-2 | 5 | 1 | 9 | 5 | 4 | 0 | 2 | 36 |
| Bridges | 4-4 | 0-0 | 6-8 | 5 | 2 | 14 | 3 | 0 | 1 | 1 | 25 |
| Abdur-Rahim | 3-5 | 2-4 | 2-2 | 1 | 1 | 10 | 1 | 0 | 0 | 1 | 17 |
| McMillan | 0-0 | 0-0 | 1-2 | 1 | 0 | 1 | 0 | 0 | 0 | 0 | 6 |
| Etter | 3-4 | 0-1 | 2-2 | 3 | 1 | 8 | 0 | 2 | 0 | 0 | 25 |
| Taylor | 0-1 | 0-0 | 0-0 | 1 | 0 | 0 | 0 | 0 | 0 | 0 | 2 |
| Ridgnal | 0-1 | 0-1 | 0-2 | 1 | 0 | 0 | 1 | 0 | 0 | 0 | 4 |
| Baumann | 1-3 | 1-2 | 0-0 | 2 | 0 | 3 | 0 | 0 | 0 | 0 | 12 |
| TEAM | | | | 1 | | | | | | | |
| Totals | 23-47 | 5-20 | 18-24 | 30 | 11 | 69 | 14 | 16 | 3 | 10 | 200 |

| Score by Periods | 1st | 2nd | Tot. | Deadball Rebs. | Tot. |
|------------------|-----|-----|------|----------------|------|
| Jacksonville | 24 | 34 | 58 | Jacksonville | 4 |
| Georgia | 32 | 37 | 69 | Georgia | 3 |

Officials: Todd Austin, Bart Lenox, Terry Wymer. Att.: 6017.

| | JU | UGA |
|----------------------|----|-----|
| Points in the paint | 26 | 28 |
| Points off turnovers | 9 | 15 |
| 2nd chance points | 9 | 2 |
| Bench points | 31 | 22 |

10

George Mason 80, Georgia 67

12/18/21 • Athens, Ga.

GEORGE MASON (6-5)

| Player | FGs | 3FGs | FTs | Rb | Pf | Pts | A | T | B | S | MP |
|---------------|--------------|--------------|--------------|-----------|-----------|-----------|-----------|----------|----------|----------|------------|
| Cooper | 4-9 | 2-5 | 0-0 | 2 | 2 | 10 | 6 | 1 | 0 | 0 | 33 |
| Harris | 0-3 | 0-2 | 6-8 | 7 | 3 | 6 | 9 | 3 | 0 | 0 | 33 |
| Gaines | 5-7 | 2-4 | 1-2 | 3 | 5 | 13 | 1 | 1 | 0 | 1 | 19 |
| Oduro | 7-14 | 0-1 | 6-8 | 11 | 3 | 20 | 2 | 1 | 6 | 0 | 35 |
| Schwartz | 8-14 | 5-10 | 0-0 | 5 | 2 | 21 | 3 | 2 | 0 | 2 | 38 |
| Poitte | 2-2 | 0-0 | 0-0 | 1 | 1 | 4 | 1 | 0 | 0 | 0 | 15 |
| Frazier | 0-1 | 0-1 | 0-0 | 2 | 0 | 0 | 0 | 1 | 0 | 0 | 5 |
| Hartwell | 2-3 | 2-3 | 0-0 | 0 | 6 | 1 | 0 | 0 | 1 | 1 | 15 |
| Jones | 0-0 | 0-0 | 0-0 | 0 | 0 | 0 | 0 | 0 | 1 | 0 | 2 |
| Henry | 0-1 | 0-0 | 0-0 | 0 | 1 | 0 | 0 | 0 | 0 | 0 | 5 |
| TEAM | | | | | | | | | | | |
| Totals | 28-54 | 11-26 | 13-18 | 31 | 17 | 80 | 23 | 9 | 7 | 4 | 200 |

GEORGIA (4-6)

| Player | FGs | 3FGs | FTs | Rb | Pf | Pts | A | T | B | S | MP |
|---------|------|------|-----|----|----|-----|---|---|---|---|----|
| Oquendo | 3-12 | 0-4 | 2-3 | 5 | 3 | 8 | 0 | 2 | 0 | 0 | 28 |
| Wright | 1-7 | 0-2 | 5-6 | 4 | 4 | 7 | 0 | 1 | 0 | 0 | 21 |
| Cook | 2-10 | 0-4 | 0-0 | 1 | 2 | 4 | 5 | 1 | 0 | 2 | 33 |
| Baumann | 3-6 | 3-5 | 2- | | | | | | | | |

13 Gardner-Webb 77, Georgia 60
12/29/21 • Athens, Ga.

GARDNER-WEBB (6-7)

| Player | FGs | 3FGs | FTs | Rb | Pf | Pts | A | T | B | S | MP |
|---------------|--------------|-------------|--------------|-----------|-----------|-----------|-----------|-----------|----------|----------|------------|
| Terry | 3-10 | 1-5 | 7-7 | 1 | 0 | 14 | 1 | 1 | 1 | 1 | 34 |
| Sears | 5-9 | 2-5 | 2-2 | 1 | 2 | 14 | 5 | 3 | 0 | 0 | 29 |
| Reid | 5-7 | 0-0 | 1-1 | 5 | 3 | 11 | 0 | 1 | 1 | 1 | 16 |
| Williams | 7-12 | 0-2 | 0-0 | 7 | 2 | 14 | 1 | 3 | 1 | 3 | 34 |
| Dufeal | 1-3 | 0-1 | 2-2 | 11 | 5 | 4 | 6 | 2 | 1 | 1 | 29 |
| Soumaoro | 0-2 | 0-2 | 0-0 | 1 | 0 | 0 | 2 | 0 | 0 | 0 | 10 |
| D. Williams | 3-6 | 3-4 | 0-0 | 2 | 1 | 9 | 1 | 2 | 0 | 0 | 18 |
| L. Williams | 1-1 | 0-0 | 0-0 | 1 | 0 | 2 | 0 | 0 | 0 | 0 | 6 |
| Selden | 4-9 | 1-3 | 0-0 | 3 | 3 | 9 | 0 | 1 | 0 | 0 | 24 |
| TEAM | 3 | | | | | | | | | | |
| Totals | 29-59 | 7-22 | 12-12 | 35 | 16 | 77 | 16 | 13 | 4 | 6 | 200 |

GEORGIA (5-8)

| Player | FGs | 3FGs | FTs | Rb | Pf | Pts | A | T | B | S | MP |
|---------------|--------------|-------------|--------------|-----------|-----------|-----------|-----------|-----------|----------|----------|------------|
| Oquendo | 4-11 | 0-3 | 4-6 | 5 | 2 | 12 | 0 | 2 | 1 | 1 | 28 |
| Wright | 3-9 | 0-2 | 1-2 | 1 | 3 | 7 | 3 | 3 | 0 | 1 | 30 |
| Cook | 2-10 | 0-5 | 1-2 | 3 | 1 | 5 | 5 | 3 | 1 | 1 | 28 |
| Baumann | 4-7 | 2-5 | 1-1 | 5 | 2 | 11 | 1 | 1 | 0 | 0 | 36 |
| Bridges | 7-13 | 0-0 | 3-4 | 7 | 0 | 17 | 0 | 0 | 1 | 1 | 28 |
| Abdur-Rahim | 1-2 | 1-2 | 2-2 | 4 | 4 | 5 | 0 | 1 | 0 | 0 | 16 |
| McDowell | 0-3 | 0-1 | 1-2 | 2 | 2 | 1 | 2 | 1 | 0 | 1 | 14 |
| McMillan | 0-1 | 0-0 | 0-0 | 3 | 2 | 0 | 0 | 0 | 0 | 0 | 7 |
| Taylor | 0-0 | 0-0 | 0-0 | 0 | 0 | 0 | 0 | 0 | 0 | 0 | 2 |
| Ridgnal | 0-1 | 0-1 | 0-0 | 1 | 0 | 0 | 0 | 0 | 1 | 0 | 7 |
| Baker | 1-2 | 0-0 | 0-1 | 0 | 0 | 2 | 0 | 0 | 0 | 0 | 4 |
| TEAM | 3 | | | | | | | | | | |
| Totals | 22-59 | 3-19 | 13-20 | 34 | 16 | 60 | 11 | 13 | 3 | 5 | 200 |

| Score by Periods | 1st | 2nd | Tot. | Deadball Rebs. | Tot. |
|------------------|-----|-----|------|----------------|------|
| Gardner-Webb | 44 | 33 | 77 | Gardner-Webb | 0 |
| Georgia | 31 | 29 | 60 | Georgia | 5 |

Officials: Josue Nieves, Wil Howard, K.B. Burdett, Jr. Att.: 6476.

| | GWU | UGA |
|----------------------|-----|-----|
| Points off turnovers | 40 | 34 |
| Points in the paint | 17 | 12 |
| 2nd chance points | 12 | 4 |
| Bench points | 20 | 8 |

14 Texas A&M 81, Georgia 79
1/4/22 • Athens, Ga.

TEXAS A&M (12-1, 0-0)

| Player | FGs | 3FGs | FTs | Rb | Pf | Pts | A | T | B | S | MP |
|---------------|--------------|--------------|--------------|-----------|-----------|-----------|-----------|-----------|----------|-----------|------------|
| Williams | 7-12 | 4-7 | 0-0 | 3 | 2 | 18 | 5 | 5 | 0 | 3 | 30 |
| Henderson | 1-2 | 0-0 | 0-0 | 2 | 0 | 2 | 1 | 0 | 3 | 1 | 17 |
| Coleman | 8-11 | 0-0 | 7-10 | 7 | 4 | 23 | 2 | 1 | 1 | 3 | 31 |
| Gordon | 3-6 | 1-3 | 0-0 | 2 | 2 | 7 | 0 | 3 | 0 | 2 | 29 |
| Radford | 3-6 | 0-1 | 2-2 | 3 | 1 | 8 | 2 | 1 | 1 | 0 | 24 |
| Cash | 1-2 | 0-0 | 0-0 | 7 | 3 | 2 | 0 | 0 | 0 | 1 | 18 |
| Jackson | 3-8 | 2-4 | 0-0 | 3 | 2 | 8 | 1 | 3 | 0 | 0 | 22 |
| Taylor | 3-10 | 3-6 | 1-2 | 2 | 0 | 10 | 2 | 1 | 0 | 2 | 14 |
| Diarra | 1-3 | 1-2 | 0-0 | 0 | 1 | 3 | 0 | 0 | 0 | 0 | 12 |
| Obaseki | 0-0 | 0-0 | 0-0 | 1 | 0 | 0 | 0 | 0 | 0 | 0 | 3 |
| TEAM | 1 | | | | | | | | | | |
| Totals | 30-60 | 11-23 | 10-14 | 31 | 15 | 81 | 13 | 14 | 5 | 12 | 200 |

GEORGIA (5-9, 0-1)

| Player | FGs | 3FGs | FTs | Rb | Pf | Pts | A | T | B | S | MP |
|---------------|--------------|-------------|--------------|-----------|----------|-----------|-----------|-----------|----------|----------|------------|
| Oquendo | 9-12 | 0-2 | 3-4 | 5 | 3 | 21 | 0 | 3 | 1 | 1 | 36 |
| Cook | 2-5 | 0-1 | 2-2 | 0 | 1 | 6 | 6 | 3 | 1 | 3 | 31 |
| Etter | 3-8 | 1-2 | 0-0 | 4 | 1 | 7 | 4 | 0 | 0 | 1 | 31 |
| Baumann | 7-14 | 5-10 | 0-0 | 4 | 2 | 19 | 0 | 1 | 1 | 0 | 34 |
| Bridges | 5-8 | 0-0 | 2-2 | 7 | 1 | 12 | 3 | 4 | 1 | 0 | 29 |
| Abdur-Rahim | 1-6 | 1-4 | 6-7 | 5 | 0 | 9 | 0 | 3 | 1 | 1 | 19 |
| McMillan | 0-0 | 0-0 | 0-0 | 0 | 1 | 0 | 0 | 1 | 0 | 1 | 7 |
| Wright | 2-3 | 0-1 | 1-1 | 2 | 0 | 5 | 2 | 0 | 0 | 0 | 13 |
| TEAM | 1 | | | | | | | | | | |
| Totals | 29-56 | 7-20 | 14-16 | 28 | 9 | 79 | 15 | 16 | 5 | 7 | 200 |

| Score by Periods | 1st | 2nd | Tot. | Deadball Rebs. | Tot. |
|------------------|-----|-----|------|----------------|------|
| Texas A&M | 46 | 35 | 81 | Texas A&M | 2 |
| Georgia | 34 | 45 | 79 | Georgia | 2 |

Officials: Olandis Poole, Don Daily, Doug Shows. Att.: 5,556.

| | TAMU | UGA |
|----------------------|------|-----|
| Points in the paint | 30 | 40 |
| Points off turnovers | 25 | 12 |
| 2nd chance points | 15 | 11 |
| Bench points | 23 | 14 |

15 No. 13/16 Kentucky 92, Georgia 77
1/8/22 • Lexington, Ky.

GEORGIA (5-10, 0-2)

| Player | FGs | 3FGs | FTs | Rb | Pf | Pts | A | T | B | S | MP |
|---------------|--------------|-------------|--------------|-----------|-----------|-----------|-----------|-----------|----------|----------|------------|
| Oquendo | 7-14 | 1-5 | 7-7 | 7 | 2 | 22 | 0 | 2 | 1 | 0 | 34 |
| Cook | 6-14 | 1-3 | 4-4 | 1 | 1 | 17 | 5 | 4 | 0 | 1 | 36 |
| Etter | 1-2 | 1-1 | 0-0 | 2 | 3 | 3 | 3 | 0 | 0 | 1 | 26 |
| Baumann | 4-6 | 3-5 | 3-4 | 3 | 2 | 14 | 1 | 1 | 0 | 1 | 32 |
| Bridges | 4-8 | 0-0 | 2-2 | 6 | 1 | 10 | 1 | 1 | 0 | 0 | 34 |
| Abdur-Rahim | 1-3 | 1-2 | 3-4 | 3 | 1 | 6 | 0 | 3 | 1 | 0 | 16 |
| McMillan | 0-0 | 0-0 | 0-0 | 0 | 0 | 0 | 0 | 0 | 0 | 0 | 3 |
| Wright | 1-3 | 1-1 | 0-0 | 1 | 0 | 3 | 2 | 1 | 0 | 0 | 16 |
| Taylor | 1-1 | 0-0 | 0-0 | 0 | 0 | 2 | 0 | 0 | 0 | 0 | 3 |
| TEAM | 2 | | | | | | | | | | |
| Totals | 25-51 | 8-17 | 19-21 | 25 | 10 | 77 | 12 | 13 | 2 | 3 | 200 |

KENTUCKY (12-3, 2-1)

| Player | FGs | 3FGs | FTs | Rb | Pf | Pts | A | T | B | S | MP |
|---------------|--------------|-------------|------------|-----------|-----------|-----------|-----------|----------|----------|----------|------------|
| Toppin | 1-4 | 0-0 | 0-0 | 2 | 0 | 2 | 0 | 1 | 0 | 0 | 17 |
| Washington | 8-13 | 0-1 | 1-1 | 5 | 2 | 17 | 17 | 2 | 0 | 2 | 37 |
| Brooks | 6-8 | 0-0 | 2-2 | 2 | 14 | 1 | 0 | 1 | 0 | 1 | 30 |
| Grady | 4-13 | 1-7 | 0-0 | 2 | 2 | 9 | 1 | 2 | 0 | 2 | 39 |
| Tshiebwe | 13-20 | 0-0 | 3-4 | 17 | 4 | 29 | 1 | 0 | 2 | 1 | 39 |
| Mintz | 7-10 | 5-7 | 0-0 | 0 | 3 | 19 | 2 | 1 | 0 | 0 | 30 |
| Allen | 0-0 | 0-0 | 0-0 | 0 | 0 | 0 | 0 | 0 | 0 | 0 | 1 |
| Hopkins | 0-1 | 0-0 | 0-0 | 0 | 2 | 0 | 1 | 1 | 0 | 1 | 6 |
| Ware | 1-1 | 0-0 | 0-0 | 0 | 1 | 2 | 0 | 0 | 0 | 0 | 1 |
| TEAM | 3 | | | | | | | | | | |
| Totals | 40-70 | 6-15 | 6-7 | 31 | 16 | 92 | 23 | 7 | 3 | 6 | 200 |

| Score by Periods | 1st | 2nd | Tot. | Deadball Rebs. | Tot. |
|------------------|-----|-----|------|----------------|------|
| Georgia | 37 | 40 | 77 | Georgia | 2 |
| Kentucky | 40 | 52 | 92 | Kentucky | 1 |

Officials: Anthony Jordan, Rob Rorke, Owen Shortt. Att.: 19343.

| | UGA | UK |
|----------------------|-----|----|
| Points in the paint | 26 | 46 |
| Points off turnovers | 7 | 17 |
| 2nd chance points | 6 | 15 |
| Bench points | 11 | 21 |

16 Mississippi State 88, Georgia 72
1/12/22 • Starkville, Miss.

GEORGIA (5-11, 0-3)

| Player | FGs | 3FGs | FTs | Rb | Pf | Pts | A | T | B | S | MP |
|---------------|--------------|-------------|--------------|-----------|-----------|-----------|----------|-----------|----------|----------|------------|
| Oquendo | 9-17 | 2-5 | 8-11 | 6 | 2 | 28 | 0 | 6 | 0 | 2 | 36 |
| Cook | 1-7 | 0-1 | 2-2 | 6 | 1 | 4 | 4 | 5 | 1 | 0 | 34 |
| Etter | 2-2 | 1-1 | 0-0 | 3 | 4 | 5 | 0 | 0 | 0 | 0 | 24 |
| Baumann | 5-12 | 3-10 | 2-2 | 5 | 0 | 15 | 0 | 0 | 1 | 0 | 31 |
| Bridges | 1-5 | 0-0 | 1-2 | 7 | 2 | 3 | 2 | 1 | 0 | 0 | 26 |
| Abdur-Rahim | 4-10 | 0-3 | 5-6 | 5 | 4 | 13 | 0 | 0 | 0 | 0 | 20 |
| Wright | 1-2 | 0-0 | 2-2 | 0 | 0 | 4 | 2 | 0 | 0 | 0 | 17 |
| Taylor | 0-0 | 0-0 | 0-0 | 2 | 1 | 0 | 0 | 2 | 0 | 2 | 12 |
| TEAM | 3 | | | | | | | | | | |
| Totals | 23-55 | 6-20 | 20-25 | 37 | 14 | 72 | 8 | 15 | 2 | 4 | 200 |

MISSISSIPPI STATE (11-4, 2-1)

| Player | FGs | 3FGs | FTs | Rb | Pf | Pts | A | T | B | S | MP |
|---------------|--------------|-------------|-------------|-----------|-----------|-----------|-----------|----------|-----------|----------|------------|
| Molinar | 11-18 | 1-2 | 5-6 | 3 | 2 | 28 | 7 | 1 | 1 | 2 | 34 |
| Moore | 3-10 | 2-6 | 0-0 | 2 | 2 | 8 | 2 | 1 | 0 | 2 | 29 |
| Matthews | 5-6 | 0-1 | 0-1 | 4 | 3 | 10 | 4 | 0 | 2 | 3 | 29 |
| Brooks | 2-7 | 0-2 | 0-1 | 4 | 2 | 4 | 1 | 0 | 4 | 0 | 26 |
| Jeffries | 3-7 | 1-3 | 0-1 | 5 | 4 | 7 | 5 | 1 | 3 | 0 | 28 |
| Watts | 3-7 | 1-4 | 0-0 | 1 | 1 | 7 | 0 | 0 | 0 | 0 | 12 |
| Davis | 5-7 | 0-0 | 2-3 | 6 | 3 | 12 | 1 | 1 | 0 | 2 | 19 |
| Carter | 1-3 | 0-0 | 0-0 | 3 | 0 | 2 | 0 | 0 | 0 | 0 | 4 |
| Garcia | 4-4 | 0-0 | 2-3 | 4 | 0 | 10 | 1 | 3 | 0 | 0 | 13 |
| Fountain | 0-1 | 0-0 | 0-0 | 1 | 1 | 0 | 0 | 1 | 0 | 0 | 6 |
| Stansbury | 0-0 | 0-0 | 0-0 | 0 | 0 | 0 | 0 | 0 | 0 | 0 | 0+ |
| TEAM | 2 | | | | | | | | | | |
| Totals | 37-70 | 5-18 | 9-15 | 35 | 18 | 88 | 21 | 8 | 10 | 9 | 200 |

| Score by Period |
|-----------------|
|-----------------|

19

S. Carolina 83,
Georgia 66
1/22/22 • Columbia, S.C.

GEORGIA (5-14, 0-6)

| Player | FGs | 3FGs | FTs | Rb | Pf | Pts | A | T | B | S | MP |
|-------------|-------|------|-------|----|----|-----|----|----|---|---|-----|
| Oquendo | 0-5 | 0-1 | 0-0 | 2 | 3 | 0 | 0 | 4 | 0 | 0 | 15 |
| Cook | 1-6 | 0-2 | 0-0 | 2 | 4 | 2 | 7 | 5 | 1 | 1 | 30 |
| Etter | 1-1 | 0-0 | 0-0 | 2 | 2 | 2 | 0 | 1 | 0 | 1 | 29 |
| Baumann | 3-12 | 3-12 | 5-5 | 3 | 4 | 14 | 1 | 1 | 0 | 0 | 26 |
| Bridges | 8-11 | 0-0 | 4-6 | 5 | 3 | 20 | 0 | 4 | 0 | 0 | 33 |
| Abdur-Rahim | 2-4 | 0-1 | 5-5 | 5 | 2 | 9 | 0 | 0 | 0 | 1 | 19 |
| Wright | 0-2 | 0-1 | 10-12 | 1 | 3 | 10 | 2 | 2 | 0 | 0 | 30 |
| Taylor | 1-1 | 0-0 | 0-0 | 2 | 0 | 2 | 0 | 1 | 0 | 0 | 5 |
| Ridgnal | 2-4 | 2-3 | 1-2 | 4 | 3 | 7 | 1 | 0 | 0 | 0 | 13 |
| TEAM | | | | 5 | | | | | | | |
| Totals | 18-46 | 5-20 | 25-30 | 31 | 24 | 66 | 11 | 18 | 1 | 3 | 200 |

S. CAROLINA (11-7, 2-4)

| Player | FGs | 3FGs | FTs | Rb | Pf | Pts | A | T | B | S | MP |
|-----------|-------|------|-------|----|----|-----|----|----|---|---|-----|
| Reese | 2-10 | 0-7 | 0-0 | 4 | 0 | 4 | 3 | 0 | 0 | 0 | 30 |
| Stevenson | 6-11 | 3-7 | 5-6 | 4 | 2 | 20 | 4 | 2 | 0 | 1 | 29 |
| Leveque | 2-4 | 0-0 | 0-0 | 7 | 4 | 4 | 1 | 2 | 1 | 0 | 16 |
| Carter | 3-6 | 1-3 | 0-0 | 0 | 2 | 7 | 0 | 0 | 1 | 1 | 9 |
| Bryant | 6-10 | 2-4 | 5-6 | 3 | 3 | 19 | 2 | 2 | 0 | 1 | 20 |
| Wright | 1-3 | 0-1 | 4-4 | 2 | 2 | 6 | 4 | 1 | 0 | 0 | 20 |
| Carter | 0-3 | 0-2 | 0-0 | 0 | 0 | 0 | 0 | 1 | 0 | 0 | 8 |
| Minott | 0-0 | 0-0 | 0-0 | 1 | 0 | 0 | 0 | 0 | 0 | 0 | 1 |
| Couisnard | 5-10 | 2-5 | 3-4 | 3 | 2 | 15 | 2 | 1 | 0 | 3 | 23 |
| Wilson | 1-2 | 0-0 | 1-2 | 2 | 3 | 3 | 0 | 0 | 0 | 1 | 10 |
| Martin | 0-0 | 0-0 | 0-0 | 0 | 0 | 0 | 1 | 1 | 0 | 0 | 2 |
| Gray | 0-0 | 0-0 | 2-2 | 5 | 3 | 2 | 0 | 0 | 2 | 0 | 11 |
| Woodley | 1-1 | 0-0 | 1-2 | 5 | 3 | 3 | 0 | 0 | 3 | 2 | 21 |
| TEAM | | | | 1 | | | | | | | |
| Totals | 27-60 | 8-29 | 21-26 | 37 | 24 | 83 | 17 | 11 | 7 | 9 | 200 |

| Score by Periods | 1st | 2nd | Tot. | Deadball Rebs. | Tot. |
|------------------|-----|-----|------|----------------|------|
| Georgia | 42 | 24 | 66 | Georgia | 2 |
| S. Carolina | 36 | 47 | 83 | S. Carolina | 1 |

Officials: Jeb Hartness, Josue Nieves, Terry Oglesby. Att.: 10478.

| | UGA | SC |
|----------------------|-----|----|
| Points off turnovers | 8 | 16 |
| Points in the paint | 26 | 30 |
| 2nd chance points | 0 | 6 |
| Bench points | 28 | 29 |

20

Georgia 82,
Alabama 76
1/25/22 • Athens, Ga.

ALABAMA (13-7, 4-4)

| Player | FGs | 3FGs | FTs | Rb | Pf | Pts | A | T | B | S | MP |
|-------------|-------|------|-------|----|----|-----|----|----|---|---|-----|
| Davison | 3-7 | 0-3 | 1-2 | 5 | 3 | 7 | 7 | 2 | 2 | 1 | 29 |
| Shackelford | 6-10 | 6-9 | 2-4 | 3 | 3 | 20 | 2 | 5 | 1 | 0 | 37 |
| Bediako | 4-5 | 0-0 | 0-0 | 8 | 3 | 8 | 1 | 2 | 2 | 1 | 21 |
| Ellis | 5-11 | 1-5 | 4-6 | 9 | 3 | 15 | 3 | 2 | 2 | 4 | 26 |
| Rojas | 2-7 | 1-4 | 3-5 | 3 | 5 | 8 | 2 | 3 | 0 | 1 | 24 |
| Gurley | 5-7 | 0-1 | 1-1 | 6 | 3 | 11 | 0 | 2 | 0 | 1 | 17 |
| Holt | 0-0 | 0-0 | 0-0 | 1 | 0 | 0 | 0 | 1 | 0 | 0 | 1 |
| Miles | 0-4 | 0-3 | 2-2 | 1 | 0 | 2 | 0 | 0 | 0 | 0 | 12 |
| Quinerly | 2-9 | 1-7 | 0-0 | 3 | 3 | 5 | 3 | 2 | 0 | 1 | 25 |
| Johnson | 0-2 | 0-2 | 0-0 | 1 | 0 | 0 | 0 | 0 | 0 | 0 | 8 |
| TEAM | | | | 1 | | | | | | | |
| Totals | 27-62 | 9-34 | 13-20 | 41 | 23 | 76 | 18 | 19 | 7 | 9 | 200 |

GEORGIA (6-14, 1-6)

| Player | FGs | 3FGs | FTs | Rb | Pf | Pts | A | T | B | S | MP |
|-------------|-------|------|-------|----|----|-----|----|----|---|---|-----|
| Oquendo | 4-11 | 1-4 | 2-3 | 7 | 2 | 11 | 2 | 4 | 0 | 1 | 31 |
| Cook | 5-14 | 1-6 | 4-5 | 1 | 3 | 15 | 4 | 1 | 0 | 1 | 35 |
| Etter | 3-3 | 2-2 | 0-0 | 1 | 4 | 8 | 2 | 2 | 0 | 1 | 17 |
| Baumann | 2-3 | 2-3 | 0-0 | 0 | 3 | 6 | 3 | 1 | 0 | 0 | 19 |
| Bridges | 5-8 | 0-0 | 3-3 | 5 | 5 | 13 | 1 | 1 | 1 | 1 | 19 |
| Abdur-Rahim | 1-6 | 1-3 | 10-11 | 5 | 2 | 13 | 0 | 1 | 0 | 1 | 18 |
| McMillan | 2-2 | 0-0 | 3-6 | 1 | 0 | 7 | 0 | 1 | 0 | 0 | 14 |
| Wright | 1-3 | 1-2 | 2-2 | 3 | 0 | 5 | 3 | 2 | 0 | 0 | 21 |
| Ridgnal | 2-6 | 0-3 | 0-0 | 5 | 1 | 4 | 1 | 0 | 0 | 0 | 26 |
| TEAM | | | | 4 | | | | | | | |
| Totals | 25-56 | 8-23 | 24-30 | 32 | 20 | 82 | 16 | 14 | 1 | 5 | 200 |

| Score by Periods | 1st | 2nd | Tot. | Deadball Rebs. | Tot. |
|------------------|-----|-----|------|----------------|------|
| Alabama | 42 | 34 | 76 | Alabama | 3 |
| Georgia | 36 | 46 | 82 | Georgia | 3 |

Officials: James Breeding, Olandis Poole, Joe Lindsay. Att.: 6703.

| | UA | UGA |
|----------------------|----|-----|
| Points in the paint | 36 | 32 |
| Points off turnovers | 23 | 14 |
| 2nd chance points | 17 | 13 |
| Bench points | 18 | 29 |



1 JABRI ABDUR-RAHIM

6-8 • 210 • SOPH. • SOUTH ORANGE, N.J. • TR.-VIRGINIA • JOURNALISM (INTENDED)

SEASON & CAREER HIGHS

POINTS

SEASON 20 vs. Wofford (11/28/21)

CAREER 20 vs. Wofford (11/28/21)

REBOUNDS

SEASON 5 4X, last Alabama (1/25/22)

CAREER 5 4X, last Alabama (1/25/22)

ASSISTS

SEASON 1 5X, last Auburn (1/19/22)

CAREER 1 6X, last ETSU (12/22/21)

BLOCKS

SEASON 2 vs. Cincinnati (11/13/21)

CAREER 2 vs. Cincinnati (11/13/21)

STEALS

SEASON 1 6X, last Alabama (1/25/22)

CAREER 1 7X, last Alabama (1/25/22)

MINUTES

SEASON 27 vs. Virginia (11/22/21)

CAREER 27 vs. Virginia (11/22/21)

FIELD GOALS MADE

SEASON 6 vs. Wofford (11/28/21)

CAREER 6 vs. Wofford (11/28/21)

FIELD GOALS ATTEMPTED

SEASON 10 vs. Miss. St. (1/12/22)

10 vs. W. Carolina (12/20/21)

CAREER 10 vs. Miss. St. (1/12/22)

10 vs. W. Carolina (12/20/21)

3-POINTERS MADE

SEASON 4 vs. Wofford (11/28/21)

CAREER 4 vs. Wofford (11/28/21)

3-POINTERS ATTEMPTED

SEASON 9 vs. G. Mason (12/18/21)

CAREER 9 vs. G. Mason (12/18/21)

FREE THROWS MADE

SEASON 10 vs. Alabama (1/25/22)

CAREER 10 vs. Alabama (1/25/22)

FREE THROWS ATTEMPTED

SEASON 11 vs. Alabama (1/25/22)

CAREER 11 vs. Alabama (1/25/22)

MISCELLANEOUS STATS

DOUBLE-DIGIT POINTS

SEASON 6 CAREER 6

DOUBLE-DIGIT REBOUNDS

SEASON - CAREER -

20-POINT GAMES

SEASON 1 CAREER 1

2021-22 SEASON HIGHLIGHTS:

- ◆ In the first two games, played 35 minutes (one less than his entire freshman year), scored six points (one less than at UVA) and grabbed six boards (four more than at UVA).
- ◆ Notched his first double-digit scoring performance with a perfect night from the field against Ga. Tech.
- ◆ Popped a career-high 20 points in 18 MP against Wofford and bettered his previous career-high against GT in the first half alone. Canned a long 3-pointer at the buzzer to finish with 12 points in the opening period.
- ◆ Knocked down a 3-pointer with 1:56 left that put Georgia up for good in the upset of No. 18 Memphis.
- ◆ Combined stats in first 14 CBB games: 2.3 ppg, .214 FG pct & .125 3FG pct.
- ◆ Combined stats in next three CBB games: 15.0 ppg, .650 FG pct. & .600 3FG pct.
- ◆ Recorded his first double-digit scoring output in league play with 13 points at Mississippi State.
- ◆ After averaging 7.4 ppg in non-conference play, has upped his contributions to 8.3 ppg in SEC action.
- ◆ Among SEC stat leaders, ranked No. 8 in FT pct. for all games (.800) and No. 3 in SEC games only (.886).

CAREER HIGHLIGHTS:

- ◆ **AS A FRESHMAN AT VIRGINIA IN 2020-21**, played in eight contests and helped the Cavaliers capture the ACC regular-season title.
- ◆ **PRIOR TO UVA**, coached by Joe Mantegna at the Blair Academy in Blairstown, N.J., as a junior and a senior.
- ◆ Named 2019 New Jersey Gatorade Player of the Year following his junior year.
- ◆ A consensus top-50 prospect in the Class of 2020 – No. 38 by both ESPN.com and in the 247Sports.com composite, No. 41 by 247Sports.com and No. 45 by rivals.com.
- ◆ Twice earned All-America accolades for his class from MaxPreps, securing third-team Freshman All-America honors in 2017 and honorable mention Sophomore All-America recognition in 2018.
- ◆ Played in only two games as a senior due to a foot injury.
- ◆ As a junior, averaged 16.0 points and 8.7 boards per game while leading Blair's Buccaneers to a 28-3 record and the New Jersey Prep A state title.
- ◆ His father, Shareef, is an Atlanta native who starred at Wheeler High and collegiately at Cal. The President of the NBA G League, Shareef was the No. 3 overall selection in the 1996 NBA Draft and went on to average 18.1 points per game in 12 seasons with Vancouver, Atlanta, Portland and Sacramento. He also was Gold medalist in the 2000 Olympics and an NBA All-Star in 2002.
- ◆ His uncle Amir was an assistant coach on the Georgia staff during Tom Crean's first season in Athens (2018-19) before being named the head coach at Kennesaw State.

▶ GAME-BY-GAME LINESCORES

| Opponent | FGs | 3FGs | FTs | OR | DRRB | PF | PT | A | TO | B | S | MP | |
|--------------------|-------|------|-------|----|------|----|----|----|----|---|---|----|----|
| FIU | * 0-5 | 0-3 | 2-2 | 1 | 2 | 3 | 1 | 2 | 0 | 3 | 0 | 1 | 16 |
| at Cincinnati | 1-4 | 0-2 | 2-2 | 0 | 3 | 3 | 2 | 4 | 0 | 0 | 2 | 0 | 18 |
| S.C. STATE | 1-7 | 0-2 | 0-0 | 0 | 4 | 4 | 1 | 2 | 0 | 2 | 0 | 0 | 19 |
| GA. TECH | 3-3 | 2-2 | 2-4 | 1 | 2 | 3 | 3 | 10 | 0 | 0 | 0 | 1 | 22 |
| vs. Virginia | * 1-6 | 0-3 | 2-2 | 1 | 3 | 4 | 2 | 4 | 0 | 0 | 1 | 0 | 27 |
| vs. Northwestern | * 1-7 | 0-5 | 1-4 | 2 | 1 | 3 | 3 | 3 | 0 | 1 | 1 | 0 | 17 |
| WOFFORD | 6-7 | 4-5 | 4-5 | 1 | 3 | 4 | 0 | 20 | 0 | 2 | 0 | 0 | 18 |
| MEMPHIS | 4-8 | 3-6 | 4-7 | 0 | 2 | 2 | 1 | 15 | 1 | 0 | 0 | 0 | 23 |
| JACKSONVILLE | 3-5 | 2-4 | 2-2 | 0 | 1 | 1 | 1 | 10 | 1 | 0 | 0 | 1 | 17 |
| G. MASON | 3-9 | 3-9 | 0-0 | 0 | 1 | 1 | 2 | 9 | 1 | 2 | 0 | 0 | 22 |
| W. CAROLINA | 4-10 | 1-3 | 0-0 | 1 | 1 | 2 | 1 | 9 | 0 | 0 | 0 | 0 | 16 |
| ETSU | 1-6 | 1-5 | 0-0 | 0 | 3 | 3 | 2 | 3 | 1 | 1 | 0 | 0 | 17 |
| GARDNER-WEBB | 1-2 | 1-2 | 2-2 | 1 | 3 | 4 | 4 | 5 | 0 | 1 | 0 | 0 | 16 |
| TEXAS A&M | 1-6 | 1-4 | 6-7 | 5 | 0 | 5 | 0 | 9 | 0 | 3 | 1 | 1 | 19 |
| at Kentucky | 1-3 | 1-2 | 3-4 | 0 | 3 | 3 | 1 | 6 | 0 | 3 | 1 | 0 | 16 |
| at Mississippi St. | 4-10 | 0-3 | 5-6 | 3 | 2 | 5 | 4 | 13 | 0 | 0 | 0 | 0 | 20 |
| VANDERBILT | 1-4 | 0-3 | 2-2 | 0 | 2 | 2 | 2 | 4 | 0 | 1 | 1 | 0 | 19 |
| at Auburn | 2-7 | 0-1 | 0-0 | 3 | 1 | 4 | 0 | 4 | 1 | 2 | 1 | 0 | 16 |
| at S. Carolina | 2-4 | 0-1 | 5-5 | 0 | 5 | 5 | 2 | 9 | 0 | 0 | 0 | 1 | 19 |
| ALABAMA | 1-6 | 1-3 | 10-11 | 1 | 4 | 5 | 2 | 13 | 0 | 1 | 0 | 1 | 18 |
| at Vanderbilt | | | | | | | | | | | | | |
| ARKANSAS | | | | | | | | | | | | | |
| AUBURN | | | | | | | | | | | | | |
| at Florida | | | | | | | | | | | | | |
| S. CAROLINA | | | | | | | | | | | | | |
| at LSU | | | | | | | | | | | | | |
| OLE MISS | | | | | | | | | | | | | |
| at Texas A&M | | | | | | | | | | | | | |
| FLORIDA | | | | | | | | | | | | | |
| TENNESSEE | | | | | | | | | | | | | |
| at Missouri | | | | | | | | | | | | | |

▶ OVERALL CAREER STATISTICS

| | GP-GS | MP-Avg. | FGs | Pct. | 3FGs | Pct. | FTs | Pct. | O+R=Tot.-Avg. | PF-D | A | TO | BL | ST | Pts.-Avg. |
|---------------|-------------|-----------------|---------------|-------------|--------------|-------------|--------------|-------------|---------------------|-------------|----------|-----------|----------|----------|----------------|
| 2020-21 | 8-0 | 35-4.4 | 2-10 | .200 | 1-7 | .143 | 2-2 | 1.000 | 0+2=2-0.3 | 7-0 | 2 | 1 | 1 | 1 | 7-0.9 |
| 2021-22 | 20-3 | 375-18.8 | 41-119 | .345 | 20-68 | .294 | 52-65 | .800 | 20+46=66-3.3 | 34-0 | 5 | 22 | 8 | 6 | 154-7.7 |
| TOTALS | 28-3 | 410-14.6 | 43-129 | .333 | 21-75 | .280 | 54-67 | .806 | 20+48=68-2.4 | 41-0 | 7 | 23 | 9 | 7 | 161-5.8 |

▶ SEC CAREER STATISTICS

| | GP-GS | MP-Avg. | FGs | Pct. | 3FGs | Pct. | FTs | Pct. | O+R=Tot.-Avg. | PF-D | A | TO | BL | ST | Pts.-Avg. |
|---------------|------------|-----------------|--------------|-------------|-------------|-------------|--------------|-------------|---------------------|-------------|----------|-----------|----------|----------|---------------|
| 2021-22 | 7-0 | 127-18.1 | 12-40 | .300 | 3-17 | .176 | 31-35 | .886 | 12+17=29-4.1 | 11-0 | 1 | 10 | 4 | 3 | 58-8.3 |
| TOTALS | 7-0 | 127-18.1 | 12-40 | .300 | 3-17 | .176 | 31-35 | .886 | 12+17=29-4.1 | 11-0 | 1 | 10 | 4 | 3 | 58-8.3 |



3 KARIO OQUENDO

6-4 • 215 • SOPH. • TITUSVILLE, FLA. • TR.-FLORIDA SOUTHWESTERN ST. • HOUSING MANAGEMENT & POLICY

SEASON & CAREER HIGHS

POINTS

SEASON 28 vs. Miss. St. (1/12/22)

CAREER 28 vs. Miss. St. (1/12/22)

REBOUNDS

SEASON 7 3X last Alabama (1/25/22)

CAREER 7 3X last Alabama (1/25/22)

ASSISTS

SEASON 3 vs. Ga. Tech (11/19/21)

CAREER 3 vs. Ga. Tech (11/19/21)

BLOCKS

SEASON 3 vs. Wofford (11/28/21)

CAREER 3 vs. Wofford (11/28/21)

STEALS

SEASON 4 vs. S.C. State (11/16/21)

CAREER 4 vs. S.C. State (11/16/21)

MINUTES

SEASON 36 3X last Miss. St. (1/12/22)

CAREER 36 3X last Miss. St. (1/12/22)

FIELD GOALS MADE

SEASON 9 3X last Miss. St. (1/12/22)

CAREER 9 3X last Miss. St. (1/12/22)

FIELD GOALS ATTEMPTED

SEASON 17 vs. Miss. St. (1/12/22)

CAREER 17 vs. Miss. St. (1/12/22)

3-POINTERS MADE

SEASON 2 6X, last Miss. St. (1/12/22)

CAREER 2 6X, last Miss. St. (1/12/22)

3-POINTERS ATTEMPTED

SEASON 6 vs. ETSU (12/22/21)

6 vs. Memphis (12/1/21)

CAREER 6 vs. ETSU (12/22/21)

6 vs. Memphis (12/1/21)

FREE THROWS MADE

SEASON 8 vs. Miss. St. (1/12/22)

CAREER 8 vs. Miss. St. (1/12/22)

FREE THROWS ATTEMPTED

SEASON 11 vs. Miss. St. (1/12/22)

CAREER 11 vs. Miss. St. (1/12/22)

MISCELLANEOUS STATS

DOUBLE-DIGIT POINTS

SEASON 11 CAREER 11

DOUBLE-DIGIT REBOUNDS

SEASON - CAREER -

20-POINT GAMES

SEASON 5 CAREER 5

2021-22 SEASON HIGHLIGHTS:

- ♦ Tied for team-high scoring honors in exhibition outing against Morehouse, putting up 12 points.
- ♦ Scored nine points in the season opener versus FIU, with five of those coming in the final 5:20.
- ♦ Put up 17 points against S.C. State, headlined by a trio of highlight reel breakaway dunks.
- ♦ Earned his way onto SportsCenter on back-to-back Tuesday with a pair of highlight reel dunks. On Nov. 16, his uncontested windmill versus S.C. State came in at No. 3. On Nov. 23, his posterization of a 6-9 Northwestern defender was featured at No. 6.
- ♦ Exploded for a 24 points in an efficient manner (.692 FG pct.) in upset of No. 18 Memphis.
- ♦ In his quintet of 20-point performances, shooting 58.0 percent (40-of-69) from the field and 82.4 percent (28-of-34) from the line.
- ♦ With a career-high 28 points at Mississippi State, became the first Bulldog with three-straight 20-point outings since Anthony Edwards did so in 2020.
- ♦ Missed the Auburn game due to a lower body injury.
- ♦ In stats for SEC games only, ranks No. 9 in scoring (14.7 ppg), No. 9 in FG pct. (.463) and No. 10 in FT pct. (.815).

CAREER HIGHLIGHTS:

- ♦ **AS A FRESHMAN AT FLORIDA SOUTHWESTERN STATE IN 2020-21**, coached by Eric Murphey and earned first-team All-Southern Conference accolades after reaching double figures in 18 of 23 games.
- ♦ Averaged 13.5 points per game for the Buccaneers. Upped his contributions in conference play to 15.3 points.
- ♦ Posted 22.0 points per game in four outings against ranked foes while shooting 63.6 percent from the field and 52.6 percent from behind the 3-point arc.
- ♦ Posted his career-high tallies with 31 points and 10 rebounds against No. 16 Indian River on Feb. 13, which also resulted in his first career double-double.
- ♦ **PRIOR TO FSW**, coached by Kyle Gilreath at Astronaut High as a junior and named 2019 Brevard County Class 5A Player of the Year in balloting of the area's coaches.
- ♦ Enrolled at Florida SouthWestern College in January 2020 and bypassed his senior season at Astronaut.
- ♦ As a junior, averaged 21.2 points and 8.3 rebounds per game for the War Eagles and scored his 1,000th career point during his final game.
- ♦ Selected to the 2018 and 2019 All-Cape Coast Conference team, an 11-player squad featuring players from Brevard County's 16 public high schools.
- ♦ Coached by Chris Bainbridge as a freshman and sophomore at Titusville High, where he helped the Terriers to a 26-3 finish and the "Sweet 16" round of the FHSAA Class 6A state tourney as a freshman.

▶ GAME-BY-GAME LINESCORES

| Opponent | FGs | 3FGs | FTs | OR | DRRB | PF | PT | A | TO | B | S | MP | |
|--------------------|--------|------|------|----|------|----|----|----|----|---|---|----|----|
| FIU | * 3-6 | 0-1 | 3-7 | 1 | 3 | 4 | 1 | 9 | 0 | 3 | 1 | 0 | 25 |
| at Cincinnati | * 0-3 | 0-0 | 0-0 | 0 | 3 | 3 | 2 | 0 | 0 | 2 | 0 | 0 | 26 |
| S.C. STATE | * 7-13 | 2-5 | 1-3 | 3 | 1 | 4 | 1 | 17 | 1 | 0 | 1 | 4 | 30 |
| GA. TECH | * 3-10 | 0-4 | 0-2 | 0 | 1 | 1 | 3 | 6 | 3 | 2 | 1 | 1 | 30 |
| vs. Virginia | * 4-7 | 1-4 | 0-0 | 2 | 0 | 2 | 3 | 9 | 0 | 1 | 0 | 0 | 21 |
| vs. Northwestern | * 5-7 | 2-4 | 0-1 | 0 | 2 | 2 | 1 | 12 | 2 | 3 | 1 | 1 | 29 |
| WOFFORD | * 5-8 | 0-3 | 0-1 | 0 | 3 | 3 | 3 | 10 | 1 | 1 | 3 | 1 | 21 |
| MEMPHIS | * 9-13 | 2-6 | 4-5 | 0 | 4 | 4 | 0 | 24 | 0 | 2 | 1 | 2 | 36 |
| JACKSONVILLE | * 2-9 | 0-3 | 3-4 | 1 | 5 | 6 | 2 | 7 | 2 | 6 | 1 | 3 | 23 |
| G. MASON | * 3-12 | 0-4 | 2-3 | 2 | 3 | 5 | 3 | 8 | 0 | 2 | 0 | 0 | 28 |
| W. CAROLINA | * 6-13 | 2-5 | 7-7 | 1 | 6 | 7 | 1 | 21 | 1 | 2 | 0 | 1 | 28 |
| ETSU | * 5-12 | 2-6 | 3-4 | 1 | 2 | 3 | 3 | 15 | 1 | 1 | 0 | 2 | 24 |
| GARDNER-WEBB | * 4-11 | 0-3 | 4-6 | 2 | 3 | 5 | 2 | 12 | 0 | 2 | 1 | 1 | 28 |
| TEXAS A&M | * 9-12 | 0-2 | 3-4 | 1 | 4 | 5 | 3 | 21 | 0 | 3 | 1 | 1 | 36 |
| at Kentucky | * 7-14 | 1-5 | 7-7 | 0 | 7 | 7 | 2 | 22 | 0 | 2 | 1 | 0 | 34 |
| at Mississippi St. | * 9-17 | 2-5 | 8-11 | 2 | 4 | 6 | 2 | 28 | 0 | 6 | 0 | 2 | 36 |
| VANDERBILT | * 2-8 | 0-3 | 2-2 | 0 | 4 | 4 | 1 | 6 | 2 | 2 | 0 | 0 | 24 |
| at Auburn | DNP | | | | | | | | | | | | |
| at S. Carolina | * 0-5 | 0-1 | 0-0 | 0 | 2 | 2 | 3 | 0 | 0 | 4 | 0 | 0 | 15 |
| ALABAMA | * 4-11 | 1-4 | 2-3 | 1 | 6 | 7 | 2 | 11 | 2 | 4 | 0 | 1 | 31 |
| at Vanderbilt | | | | | | | | | | | | | |
| ARKANSAS | | | | | | | | | | | | | |
| AUBURN | | | | | | | | | | | | | |
| at Florida | | | | | | | | | | | | | |
| S. CAROLINA | | | | | | | | | | | | | |
| at LSU | | | | | | | | | | | | | |
| OLE MISS | | | | | | | | | | | | | |
| at Texas A&M | | | | | | | | | | | | | |
| FLORIDA | | | | | | | | | | | | | |
| TENNESSEE | | | | | | | | | | | | | |
| at Missouri | | | | | | | | | | | | | |

▶ OVERALL CAREER STATISTICS

| | GP-GS | MP-Avg. | FGs | Pct. | 3FGs | Pct. | FTs | Pct. | O+R=Tot.-Avg. | PF-D | A | TO | BL | ST | Pts.-Avg. |
|---------------|--------------|-----------------|---------------|-------------|--------------|-------------|--------------|-------------|---------------------|-------------|-----------|-----------|-----------|-----------|-----------------|
| 2021-22 | 19-19 | 525-27.6 | 87-191 | .455 | 15-68 | .221 | 49-70 | .700 | 17+63=80-4.2 | 38-0 | 15 | 48 | 12 | 20 | 238-12.5 |
| TOTALS | 19-19 | 525-27.6 | 87-191 | .455 | 15-68 | .221 | 49-70 | .700 | 17+63=80-4.2 | 38-0 | 15 | 48 | 12 | 20 | 238-12.5 |

▶ SEC CAREER STATISTICS

| | GP-GS | MP-Avg. | FGs | Pct. | 3FGs | Pct. | FTs | Pct. | O+R=Tot.-Avg. | PF-D | A | TO | BL | ST | Pts.-Avg. |
|---------------|------------|-----------------|--------------|-------------|-------------|-------------|--------------|-------------|--------------------|-------------|----------|-----------|----------|----------|----------------|
| 2021-22 | 6-6 | 176-29.3 | 31-67 | .463 | 4-20 | .200 | 22-27 | .815 | 4+27=31-5.2 | 13-0 | 4 | 21 | 2 | 4 | 88-14.7 |
| TOTALS | 6-6 | 176-29.3 | 31-67 | .463 | 4-20 | .200 | 22-27 | .815 | 4+27=31-5.2 | 13-0 | 4 | 21 | 2 | 4 | 88-14.7 |



4 TYRON McMILLAN

6-9 • 220 • JR. • NEW ORLEANS, LA. • TR.-KILGORE (TEXAS) COLLEGE • SOCIOLOGY

SEASON & CAREER HIGHS

POINTS

SEASON 8 vs. Virginia (11/22/21)

CAREER 8 vs. Virginia (11/22/21)
8 vs. Vanderbilt (2/6/21)

REBOUNDS

SEASON 5 vs. Wofford (11/28/21)

CAREER 8 vs. North Georgia (12/2/20)

ASSISTS

SEASON 2 vs. ETSU (12/22/21)

CAREER 2 vs. ETSU (12/22/21)

BLOCKS

SEASON -

CAREER 1 vs. Northeastern (12/22/20)

STEALS

SEASON 1 vs. Texas A&M (1/4/22)

1 vs. Northwestern (11/23/21)

CAREER 16X, last Northwestern (11/23/21)

MINUTES

SEASON 14 vs. Alabama (1/25/22)

14 vs. Wofford (11/28/21)

CAREER 15 vs. Samford (12/12/20)

FIELD GOALS MADE

SEASON 3 vs. Virginia (11/22/21)

CAREER 3 vs. Virginia (11/22/21)

FIELD GOALS ATTEMPTED

SEASON 6 vs. Virginia (11/22/21)

CAREER 6 vs. Virginia (11/22/21)

3-POINTERS MADE

SEASON -

CAREER -

3-POINTERS ATTEMPTED

SEASON 1 vs. Virginia (11/22/21)

CAREER 1 vs. Virginia (11/22/21)

1 vs. Florida (2/20/21)

1 vs. Auburn (2/2/21)

FREE THROWS MADE

SEASON 3 vs. Alabama (1/25/22)

CAREER 4 vs. Vanderbilt (2/6/21)

4 vs. North Georgia (12/2/20)

FREE THROWS ATTEMPTED

SEASON 6 vs. Alabama (1/25/22)

CAREER 6 vs. Alabama (1/25/22)

MISCELLANEOUS STATS

DOUBLE-DIGIT POINTS

SEASON - CAREER -

DOUBLE-DIGIT REBOUNDS

SEASON - CAREER -

2021-22 SEASON HIGHLIGHTS:

- ◆ Posted a "+/-" of "+5" in four minutes of playing time against FIU and Cincinnati.
- ◆ Matched his career high with eight points – four of those coming on thunderous dunks – against Virginia.
- ◆ Double-digit minutes in consecutive outings against Virginia, Northwestern and Wofford...after averaging 3.0 mpg in the first four games, including a DNP.
- ◆ Scored seven points and matched his season high with 14 minutes against Alabama.

CAREER HIGHLIGHTS:

- ◆ **AS A SOPHOMORE IN 2020-21**, played in 20 outings with starts in home outings against Samford and Auburn.
- ◆ Active against North Georgia, scoring six points and grabbing eight boards in 13 minutes of PT.
- ◆ After scoring nine points in 41 combined minutes in Georgia's first 10 SEC outings (with two DNPs), put up a career-high eight points in seven MP versus Vanderbilt.
- ◆ **PRIOR TO UGA**, coached by Brian Hoberecht at Kilgore during the 2018-19 and 2019-20 seasons.
- ◆ Ranked as the No. 11 junior college prospect in the nation by 247Sports.com, as well as the No. 21 prospect by jucorecruiting.com.
- ◆ Did not play during 2018-19 to retain freshman eligibility.
- ◆ Started 27 of 29 games in 2019-20 and named honorable mention All-Region 14 after averaging 10.4 points and 5.7 boards for the Rangers, who finished 21-9.
- ◆ Notched 15 double-figure scoring outputs, with a pair of 20-point outputs.
- ◆ **PRIOR TO KILGORE**, coached by Larry Skinner at Benjamin Davis High in Houston.
- ◆ Named All-District 16, 6A as both a junior and a senior, earning first-team recognition as a senior and second-team status as a junior.

▶ GAME-BY-GAME LINESCORES

| Opponent | FGs | 3FGs | FTs | OR | DRRB | PF | PT | A | TO | B | S | MP |
|--------------------|-----|------|-----|----|------|----|----|---|----|---|---|----|
| FIU | 0-1 | 0-0 | 2-2 | 2 | 0 | 2 | 0 | 2 | 0 | 1 | 0 | 2 |
| at Cincinnati | 0-0 | 0-0 | 0-0 | 0 | 0 | 0 | 0 | 0 | 0 | 0 | 0 | 2 |
| S.C. STATE | DNP | | | | | | | | | | | |
| GA. TECH | 1-3 | 0-0 | 0-0 | 1 | 0 | 1 | 0 | 2 | 0 | 0 | 0 | 5 |
| vs. Virginia | 3-6 | 0-1 | 2-2 | 0 | 2 | 2 | 0 | 8 | 0 | 0 | 0 | 12 |
| vs. Northwestern | 0-2 | 0-0 | 2-2 | 0 | 3 | 3 | 0 | 2 | 0 | 1 | 0 | 13 |
| WOFFORD | 1-1 | 0-0 | 0-0 | 0 | 5 | 5 | 3 | 2 | 0 | 1 | 0 | 14 |
| MEMPHIS | 0-0 | 0-0 | 0-0 | 0 | 0 | 0 | 2 | 0 | 1 | 0 | 0 | 8 |
| JACKSONVILLE | 0-0 | 0-0 | 1-2 | 0 | 1 | 1 | 0 | 1 | 0 | 0 | 0 | 6 |
| G. MASON | 0-0 | 0-0 | 0-0 | 0 | 0 | 0 | 0 | 0 | 0 | 0 | 0 | 7 |
| W. CAROLINA | 0-0 | 0-0 | 0-0 | 1 | 1 | 2 | 0 | 0 | 0 | 1 | 0 | 13 |
| ETSU | 1-3 | 0-0 | 0-2 | 3 | 0 | 3 | 0 | 2 | 2 | 1 | 0 | 13 |
| GARDNER-WEBB | 0-1 | 0-0 | 0-0 | 2 | 1 | 3 | 2 | 0 | 0 | 0 | 0 | 7 |
| TEXAS A&M | 0-0 | 0-0 | 0-0 | 0 | 0 | 0 | 1 | 0 | 0 | 1 | 0 | 7 |
| at Kentucky | 0-0 | 0-0 | 0-0 | 0 | 0 | 0 | 0 | 0 | 0 | 0 | 0 | 3 |
| at Mississippi St. | DNP | | | | | | | | | | | |
| VANDERBILT | 0-0 | 0-0 | 0-0 | 0 | 0 | 0 | 0 | 0 | 0 | 1 | 0 | 2 |
| at Auburn | DNP | | | | | | | | | | | |
| at S. Carolina | DNP | | | | | | | | | | | |
| ALABAMA | 2-2 | 0-0 | 3-6 | 0 | 1 | 1 | 0 | 7 | 0 | 1 | 0 | 14 |
| at Vanderbilt | | | | | | | | | | | | |
| ARKANSAS | | | | | | | | | | | | |
| AUBURN | | | | | | | | | | | | |
| at Florida | | | | | | | | | | | | |
| S. CAROLINA | | | | | | | | | | | | |
| at LSU | | | | | | | | | | | | |
| OLE MISS | | | | | | | | | | | | |
| at Texas A&M | | | | | | | | | | | | |
| FLORIDA | | | | | | | | | | | | |
| TENNESSEE | | | | | | | | | | | | |
| at Missouri | | | | | | | | | | | | |

▶ OVERALL CAREER STATISTICS

| | GP-GS | MP-Avg. | FGs | Pct. | 3FGs | Pct. | FTs | Pct. | O+R=Tot.-Avg. | PF-D | A | TO | BL | ST | Pts.-Avg. |
|---------------|-------------|----------------|--------------|-------------|------------|-------------|--------------|-------------|---------------------|-------------|----------|-----------|----------|----------|---------------|
| 2020-21 | 20-2 | 137-6.9 | 13-28 | .464 | 0-2 | .000 | 12-17 | .706 | 6+20=26-1.3 | 18-0 | 1 | 10 | 1 | 4 | 38-1.9 |
| 2021-22 | 16-0 | 128-8.0 | 8-19 | .421 | 0-1 | .000 | 10-16 | .625 | 9+14=23-1.4 | 8-0 | 3 | 8 | 0 | 2 | 26-1.6 |
| TOTALS | 36-2 | 265-7.4 | 21-47 | .447 | 0-3 | .000 | 22-33 | .667 | 15+34=49-1.4 | 26-0 | 4 | 18 | 1 | 6 | 64-1.8 |

▶ SEC CAREER STATISTICS

| | GP-GS | MP-Avg. | FGs | Pct. | 3FGs | Pct. | FTs | Pct. | O+R=Tot.-Avg. | PF-D | A | TO | BL | ST | Pts.-Avg. |
|---------------|-------------|---------------|-------------|-------------|------------|-------------|-------------|-------------|------------------|-------------|----------|----------|----------|----------|---------------|
| 2020-21 | 13-1 | 63-4.8 | 6-15 | .400 | 0-2 | .000 | 5-9 | .556 | 2+4=6-0.5 | 12-0 | 0 | 6 | 0 | 1 | 17-1.3 |
| 2021-22 | 4-0 | 26-6.5 | 2-2 | 1.000 | 0-0 | .000 | 3-6 | .500 | 0+1=1-0.3 | 1-0 | 0 | 3 | 0 | 1 | 7-1.8 |
| TOTALS | 17-1 | 89-5.2 | 8-17 | .471 | 0-2 | .000 | 8-15 | .533 | 2+5=7-0.4 | 13-0 | 0 | 9 | 0 | 2 | 24-1.4 |



5 CHRISTIAN WRIGHT

6-3 • 185 • FR. • ALPHARETTA, GA. • THE SKILL FACTORY • BUSINESS (INTENDED)

SEASON & CAREER HIGHS

POINTS

SEASON 17 vs. Memphis (12/1/21)

CAREER 17 vs. Memphis (12/1/21)

REBOUNDS

SEASON 6 vs. Memphis (12/1/21)

CAREER 6 vs. Memphis (12/1/21)

ASSISTS

SEASON 5 vs. Wofford (11/28/21)

CAREER 5 vs. Wofford (11/28/21)

BLOCKS

SEASON 2 vs. Cincinnati (11/13/21)

CAREER 2 vs. Cincinnati (11/13/21)

STEALS

SEASON 3 vs. S.C. State (11/16/21)

CAREER 3 vs. S.C. State (11/16/21)

MINUTES

SEASON 38 vs. Memphis (12/1/21)

CAREER 38 vs. Memphis (12/1/21)

FIELD GOALS MADE

SEASON 5 vs. Memphis (12/1/21)

CAREER 5 vs. Memphis (12/1/21)

FIELD GOALS ATTEMPTED

SEASON 12 vs. Memphis (12/1/21)

CAREER 12 vs. Memphis (12/1/21)

3-POINTERS MADE

SEASON 2 vs. ETSU (12/22/21)

CAREER 2 vs. ETSU (12/22/21)

3-POINTERS ATTEMPTED

SEASON 4 vs. Northwestern (11/23/21)

CAREER 4 vs. Northwestern (11/23/21)

FREE THROWS MADE

SEASON 10 vs. S. Carolina (1/22/22)

CAREER 10 vs. S. Carolina (1/22/22)

FREE THROWS ATTEMPTED

SEASON 12 vs. S. Carolina (1/22/22)

CAREER 12 vs. S. Carolina (1/22/22)

MISCELLANEOUS STATS

DOUBLE-DIGIT POINTS

SEASON 2 CAREER 2

DOUBLE-DIGIT REBOUNDS

SEASON - CAREER -

2021-22 SEASON HIGHLIGHTS:

- ◇ Logged 21 minutes of action in exhibition at Charlotte, scoring five points and collecting three rebounds.
- ◇ Recorded an impressive "+/-" tally in the season opener, a "+15" effort in 19 minutes.
- ◇ Has shown solid skills on the "other end" of the court. Said Tom Crean after the S.C. State game: "Christian Wright is way ahead of the game then most freshmen when it comes to defensively in the backcourt."
- ◇ Started the second half against Northwestern and scored seven of his nine points on the night while logging 19 minutes of action during the period.
- ◇ Earned his first career start against Wofford and dished out a team-high five assists.
- ◇ With Aaron Cook out due to illness, started at point guard against No. 18 Memphis and delivered career highs of 17 points and six rebounds in 38 minutes (the most action by any Bulldog in any game this season). Equally impressive, committed just one turnover against the Tigers, who entered the game forcing 18 TOs per game.
- ◇ With Kario Oquendo out due to a lower-body injury, scored a game-high 16 points at No. 2 Auburn.
- ◇ A double-digit scorer in back-to-back road outings against Auburn and South Carolina.
- ◇ In his three double-figure scoring games against No. 18 Memphis, No. 2 Auburn and South Carolina, scored 55.8 percent of his points (24-of-43) while connecting on 85.7 percent of his trips to the line (24-of-28).

CAREER HIGHLIGHTS:

- ◇ **PRIOR TO UGA**, coached by Rob Johnson at The Skill Factory for three seasons, including playing for the post-graduate team during 2020-21.
- ◇ Averaged 27.0 points, 5.0 rebounds, 4.0 assists and 3.0 steals per game in 2020-21 at TSF.
- ◇ Helped lead TSF capture the 2021 Phenom Post Graduate National Championship. Averaged a team-best 22.0 points in three games tourney, including 34 in the semifinals versus IMG.
- ◇ Missed almost all of 2019-20 with a shoulder injury.
- ◇ Coached by Matt Kramer as a freshman and Allen Whitehart as a sophomore at Milton High, where he scored more than 1,000 points over two seasons.
- ◇ Named honorable mention All-State by the Atlanta Journal-Constitution for Class 7A as a sophomore in 2018.
- ◇ As a sophomore, averaged 24.0 points, 6.0 rebounds and 6.0 assists per game and was voted as the 2018 Region 5-7A Player of the Year by region coaches.
- ◇ Helped Milton capture the Region 5-7A title, scoring 12 of his game-high 25 points in the fourth quarter of an 81-70 victory over Lambert in the region tourney final.

▶ GAME-BY-GAME LINESCORES

| Opponent | FGs | 3FGs | FTs | OR | DRRB | PF | PT | A | TO | B | S | MP |
|--------------------|------|------|-------|----|------|----|----|----|----|---|---|------|
| FIU | 3-6 | 1-1 | 0-0 | 1 | 2 | 3 | 3 | 7 | 0 | 1 | 0 | 19 |
| at Cincinnati | 1-5 | 0-1 | 0-0 | 0 | 1 | 1 | 1 | 2 | 2 | 0 | 2 | 14 |
| S.C. STATE | 1-3 | 0-1 | 3-4 | 1 | 0 | 1 | 1 | 5 | 1 | 0 | 0 | 3 18 |
| GA. TECH | 2-4 | 0-0 | 1-1 | 2 | 1 | 3 | 1 | 5 | 1 | 0 | 0 | 25 |
| vs. Virginia | 1-1 | 0-0 | 2-3 | 2 | 2 | 4 | 0 | 4 | 2 | 1 | 0 | 1 18 |
| vs. Northwestern | 2-6 | 1-4 | 4-6 | 1 | 2 | 3 | 1 | 9 | 0 | 1 | 1 | 0 32 |
| WOFFORD * | 0-2 | 0-2 | 2-2 | 0 | 1 | 1 | 5 | 2 | 5 | 4 | 0 | 1 20 |
| MEMPHIS * | 5-12 | 1-2 | 6-7 | 2 | 4 | 6 | 1 | 17 | 3 | 1 | 0 | 1 38 |
| JACKSONVILLE * | 2-4 | 1-2 | 0-0 | 0 | 1 | 1 | 2 | 5 | 0 | 1 | 0 | 1 28 |
| G. MASON * | 1-7 | 0-2 | 5-6 | 1 | 3 | 4 | 4 | 7 | 0 | 1 | 0 | 0 21 |
| W. CAROLINA | 0-5 | 0-2 | 0-0 | 0 | 1 | 1 | 1 | 0 | 0 | 1 | 1 | 0 15 |
| ETSU | 2-5 | 2-3 | 2-2 | 0 | 4 | 4 | 1 | 8 | 3 | 1 | 0 | 0 24 |
| GARDNER-WEBB * | 3-9 | 0-2 | 1-2 | 1 | 0 | 1 | 3 | 7 | 3 | 3 | 0 | 1 30 |
| TEXAS A&M | 2-3 | 0-1 | 1-1 | 0 | 2 | 2 | 0 | 5 | 2 | 0 | 0 | 0 13 |
| at Kentucky | 1-3 | 1-1 | 0-0 | 0 | 1 | 1 | 0 | 3 | 2 | 1 | 0 | 0 16 |
| at Mississippi St. | 1-2 | 0-0 | 2-2 | 0 | 0 | 0 | 0 | 4 | 2 | 0 | 0 | 0 17 |
| VANDERBILT | 2-5 | 0-1 | 0-0 | 2 | 2 | 4 | 1 | 4 | 2 | 2 | 1 | 0 14 |
| at Auburn * | 4-9 | 0-1 | 8-9 | 1 | 3 | 4 | 0 | 16 | 1 | 1 | 0 | 1 34 |
| at S. Carolina | 0-2 | 0-1 | 10-12 | 0 | 1 | 1 | 3 | 10 | 2 | 2 | 0 | 0 30 |
| ALABAMA | 1-3 | 1-2 | 2-2 | 1 | 2 | 3 | 0 | 5 | 3 | 2 | 0 | 0 21 |
| at Vanderbilt | | | | | | | | | | | | |
| ARKANSAS | | | | | | | | | | | | |
| AUBURN | | | | | | | | | | | | |
| at Florida | | | | | | | | | | | | |
| S. CAROLINA | | | | | | | | | | | | |
| at LSU | | | | | | | | | | | | |
| OLE MISS | | | | | | | | | | | | |
| at Texas A&M | | | | | | | | | | | | |
| FLORIDA | | | | | | | | | | | | |
| TENNESSEE | | | | | | | | | | | | |
| at Missouri | | | | | | | | | | | | |

▶ OVERALL CAREER STATISTICS

| | GP-GS | MP-Avg. | FGs | Pct. | 3FGs | Pct. | FTs | Pct. | O+R=Tot.-Avg. | PF-D | A | TO | BL | ST | Pts.-Avg. |
|---------------|-------------|-----------------|--------------|-------------|-------------|-------------|--------------|-------------|---------------------|-------------|-----------|-----------|----------|-----------|----------------|
| 2021-22 | 20-6 | 447-22.4 | 34-96 | .354 | 8-29 | .276 | 49-59 | .831 | 15+33=48-2.4 | 28-1 | 34 | 23 | 5 | 11 | 125-6.3 |
| TOTALS | 20-6 | 447-22.4 | 34-96 | .354 | 8-29 | .276 | 49-59 | .831 | 15+33=48-2.4 | 28-1 | 34 | 23 | 5 | 11 | 125-6.3 |

▶ SEC CAREER STATISTICS

| | GP-GS | MP-Avg. | FGs | Pct. | 3FGs | Pct. | FTs | Pct. | O+R=Tot.-Avg. | PF-D | A | TO | BL | ST | Pts.-Avg. |
|---------------|------------|-----------------|--------------|-------------|------------|-------------|--------------|-------------|--------------------|------------|-----------|----------|----------|----------|---------------|
| 2021-22 | 7-1 | 145-20.7 | 11-27 | .407 | 2-7 | .286 | 23-26 | .885 | 4+11=15-2.1 | 4-0 | 14 | 8 | 1 | 1 | 47-6.7 |
| TOTALS | 7-1 | 145-20.7 | 11-27 | .407 | 2-7 | .286 | 23-26 | .885 | 4+11=15-2.1 | 4-0 | 14 | 8 | 1 | 1 | 47-6.7 |



10 AARON COOK

6-2 • 185 • GRAD. • ST. LOUIS, MO. • TR.-GONZAGA • STRENGTH, CONDITIONING & FITNESS (MASTER'S)

SEASON & CAREER HIGHS

POINTS

SEASON 22 vs. S.C. State (11/16/21)

CAREER 25 vs. Indiana St. (1/24/18)

REBOUNDS

SEASON 6 vs. Miss. St. (1/12/22)

6 vs. FIU (11/9/21)

CAREER 7 vs. Illinois Wesleyan (11/5/19)

ASSISTS

SEASON 12 vs. W. Carolina (12/20/21)

CAREER 12 vs. W. Carolina (12/20/21)

BLOCKS

SEASON 1 6X, last S. Carolina (1/22/22)

CAREER 2 6X, last Loyola-Chi. (1/27/19)

STEALS

SEASON 3 3X last Texas A&M (1/4/22)

CAREER 7 vs. Oakland (11/10/19)

MINUTES

SEASON 37 vs. Vanderbilt (11/15/22)

CAREER 39 vs. Missouri St. (1/2/19)

39 vs. Illinois St. (3/3/18)

FIELD GOALS MADE

SEASON 8 vs. S.C. State (11/16/21)

CAREER 8 4X, last S.C. State (11/16/21)

FIELD GOALS ATTEMPTED

SEASON 14 vs. Alabama (1/25/22)

14 vs. Kentucky (1/8/22)

CAREER 15 vs. Buffalo (11/12/18)

3-POINTERS MADE

SEASON 4 vs. Ga. Tech (11/19/21)

CAREER 5 vs. SE Missouri St. (12/8/18)

3-POINTERS ATTEMPTED

SEASON 6 3X last Alabama (1/25/22)

CAREER 9 vs. SE Missouri St. (12/9/17)

FREE THROWS MADE

SEASON 4 vs. Alabama (1/25/22)

4 vs. Kentucky (1/8/22)

CAREER 8 3x, last SE Missouri St. (12/8/18)

FREE THROWS ATTEMPTED

SEASON 6 vs. Cincinnati (11/13/21)

CAREER 11 vs. Murray St. (12/12/18)

11 vs. Indiana St. (2/17/18)

MISCELLANEOUS STATS

DOUBLE-DIGIT POINTS

SEASON 10 CAREER 56

DOUBLE-DIGIT ASSISTS

SEASON 2 CAREER 3

DOUBLE-DOUBLES

SEASON 2 CAREER 2

20-POINT GAMES

SEASON 1 CAREER 4

2021-22 SEASON HIGHLIGHTS:

- ◆ Impressive linescore in the season opener included team-high tallies of 10 points, eight assists and three steals.
- ◆ Notched his first career double-double at Cincinnati.
- ◆ Moved past 1,000 career points during a 22-point outburst against S.C. State. Scored 845 points at SIU, 127 at Gonzaga and the final 28 to the millennium mark at UGA.
- ◆ Missed the Memphis game due to an illness.
- ◆ Dished out 12 assists against Western Carolina en route to his second double-double of the year.
- ◆ At Auburn, became just the 18th D-I MBB player to participate in 150 career games.
- ◆ Entered this weekend, ranked No. 12 nationally in total assists (114) and No. 13 in assist average (6.0 apg).

CAREER HIGHLIGHTS:

- ◆ **IN FIVE SEASONS PRIOR TO UGA**, played four years at SIU and on Gonzaga's 2021 NCAA runner-up squad.
- ◆ All told, entered the 2021-22 season with career tallies of 972 points, 309 assists, 244 rebounds and 164 steals.
- ◆ Notched 46 double-figure scoring outputs (three at Gonzaga and 43 at SIU), with a trio of 20-point performances.
- ◆ **AT GONZAGA IN 2020-21**, played in 30 of 32 games for the NCAA runner-up and logged double-digit minutes in 25 contests, including four of six NCAA Tournament outings.
- ◆ Averaged 4.2 points overall and upped that in West Coast Conference action to 5.3 points per game.
- ◆ **AT SIU FROM 2016-20**, played in 103 and among the Salukis' career leaders, wrapped up his career ranked No. 10 in steals (138) and No. 17 in assists (258).
- ◆ Played and started six contests in 2019-20 before breaking his hand and pursuing a medical redshirt.
- ◆ **PRIOR TO SIU**, coached by Doug Coleman at Westminster Christian Academy, where he was voted first-team Class 4 All-State by the Missouri Basketball Coaches Association (MBCA) in 2016.
- ◆ As a senior, led the Westminster Wildcats to the Class 4, District 4 regular-season title.
- ◆ As a junior, averaged 16.5 points while helping the Wildcats post a 24-6 record, earn their first district championship in nine years and reach the quarterfinals of the 2015 Class 4 state tournament.
- ◆ Earned his bachelor's degree in Exercise Science from SIU in 2020 and is pursuing a master's in Kinesiology (Strength, Conditioning & Fitness) at UGA.

▶ GAME-BY-GAME LINESCORES

| Opponent | FGs | 3FGs | FTs | OR | DRRB | PF | PT | A | TO | B | S | MP |
|--------------------|--------|------|-----|----|------|----|----|----|----|---|---|----|
| FIU | * 3-12 | 1-3 | 3-4 | 1 | 5 | 6 | 0 | 10 | 8 | 4 | 0 | 34 |
| at Cincinnati | * 3-8 | 1-1 | 3-6 | 0 | 1 | 1 | 3 | 10 | 10 | 5 | 0 | 30 |
| S.C. STATE | * 8-11 | 3-5 | 3-4 | 0 | 3 | 3 | 0 | 22 | 7 | 3 | 0 | 36 |
| GA. TECH | * 6-13 | 4-6 | 2-4 | 0 | 2 | 2 | 2 | 18 | 6 | 4 | 0 | 29 |
| vs. Virginia | * 2-12 | 0-5 | 0-0 | 2 | 3 | 5 | 4 | 4 | 8 | 1 | 0 | 32 |
| vs. Northwestern | * 4-12 | 1-5 | 1-2 | 2 | 1 | 3 | 1 | 10 | 6 | 3 | 0 | 35 |
| WOFFORD | * 2-10 | 1-4 | 0-0 | 0 | 2 | 2 | 2 | 5 | 4 | 5 | 0 | 30 |
| MEMPHIS | DNP | | | | | | | | | | | |
| JACKSONVILLE | * 3-5 | 1-3 | 2-2 | 0 | 5 | 5 | 1 | 9 | 5 | 4 | 0 | 36 |
| G. MASON | * 2-10 | 0-4 | 0-0 | 0 | 1 | 1 | 2 | 4 | 5 | 1 | 0 | 33 |
| W. CAROLINA | * 5-8 | 2-4 | 1-2 | 0 | 2 | 2 | 0 | 13 | 12 | 4 | 1 | 35 |
| ETSU | * 7-12 | 2-6 | 1-1 | 0 | 2 | 2 | 2 | 17 | 6 | 2 | 1 | 31 |
| GARDNER-WEBB | * 2-10 | 0-5 | 1-2 | 0 | 3 | 3 | 1 | 5 | 5 | 3 | 1 | 28 |
| TEXAS A&M | * 2-5 | 0-1 | 2-2 | 0 | 0 | 0 | 1 | 6 | 6 | 3 | 1 | 31 |
| at Kentucky | * 6-14 | 1-3 | 4-4 | 0 | 1 | 1 | 1 | 17 | 5 | 4 | 0 | 36 |
| at Mississippi St. | * 1-7 | 0-1 | 2-2 | 0 | 6 | 6 | 1 | 4 | 4 | 5 | 1 | 34 |
| VANDERBILT | * 5-12 | 0-3 | 0-0 | 0 | 3 | 3 | 5 | 10 | 4 | 4 | 0 | 37 |
| at Auburn | * 3-7 | 1-2 | 2-2 | 0 | 1 | 1 | 1 | 9 | 2 | 3 | 0 | 31 |
| at S. Carolina | * 1-6 | 0-2 | 0-0 | 0 | 2 | 2 | 4 | 2 | 7 | 5 | 1 | 30 |
| ALABAMA | * 5-14 | 1-6 | 4-5 | 0 | 1 | 1 | 3 | 15 | 4 | 1 | 0 | 35 |
| at Vanderbilt | | | | | | | | | | | | |
| ARKANSAS | | | | | | | | | | | | |
| AUBURN | | | | | | | | | | | | |
| at Florida | | | | | | | | | | | | |
| S. CAROLINA | | | | | | | | | | | | |
| at LSU | | | | | | | | | | | | |
| OLE MISS | | | | | | | | | | | | |
| at Texas A&M | | | | | | | | | | | | |
| FLORIDA | | | | | | | | | | | | |
| TENNESSEE | | | | | | | | | | | | |
| at Missouri | | | | | | | | | | | | |

▶ OVERALL CAREER STATISTICS

| | GP-GS | MP-Avg. | FGs | Pct. | 3FGs | Pct. | FTs | Pct. | O+R=Tot.-Avg. | PF-D | A | TO | BL | ST | Pts.-Avg. |
|---------------|---------------|------------------|----------------|-------------|----------------|-------------|----------------|-------------|-----------------------|--------------|------------|------------|-----------|------------|-----------------|
| 2016-17 | 32-0 | 339-10.6 | 27-81 | .333 | 5-27 | .185 | 38-49 | .776 | 7+19=26-0.8 | 28-0 | 30 | 27 | 8 | 31 | 97-3.0 |
| 2017-18 | 33-32 | 989-30.0 | 108-246 | .439 | 38-99 | .384 | 71-102 | .696 | 7+69=76-2.3 | 61-0 | 90 | 74 | 9 | 47 | 325-9.8 |
| 2018-19 | 32-32 | 1051-32.8 | 112-284 | .394 | 40-115 | .348 | 69-106 | .651 | 14+62=76-2.4 | 50-1 | 118 | 80 | 9 | 41 | 333-10.4 |
| 2019-20 | 6-6 | 187-31.2 | 37-67 | .552 | 3-11 | .273 | 13-22 | .591 | 2+16=18-3.0 | 14-0 | 20 | 14 | 1 | 19 | 90-15.0 |
| SIU | 103-70 | 2566-24.9 | 284-678 | .419 | 86-252 | .341 | 191-279 | .685 | 30+166=196-1.9 | 153-1 | 258 | 195 | 27 | 138 | 845-8.2 |
| 2020-21-GU | 30-1 | 404-13.5 | 45-90 | .500 | 14-40 | .350 | 23-35 | .657 | 7+41=48-1.6 | 38-0 | 51 | 34 | 4 | 26 | 127-4.2 |
| 2021-22 | 19-19 | 623-32.8 | 70-188 | .372 | 19-69 | .275 | 31-42 | .738 | 5+44=49-2.6 | 34-1 | 114 | 64 | 6 | 26 | 190-10.0 |
| TOTALS | 152-90 | 3593-23.6 | 399-956 | .417 | 119-361 | .330 | 245-356 | .688 | 42+251=29231.9 | 225-2 | 423 | 293 | 37 | 190 | 1162-7.6 |

▶ SEC CAREER STATISTICS

| | GP-GS | MP-Avg. | FGs | Pct. | 3FGs | Pct. | FTs | Pct. | O+R=Tot.-Avg. | PF-D | A | TO | BL | ST | Pts.-Avg. |
|---------------|------------|-----------------|--------------|-------------|-------------|-------------|--------------|-------------|--------------------|-------------|-----------|-----------|----------|----------|---------------|
| 2021-22 | 7-7 | 234-33.4 | 23-65 | .354 | 3-18 | .167 | 14-15 | .933 | 0+14=14-2.0 | 16-1 | 32 | 25 | 3 | 8 | 63-9.0 |
| TOTALS | 7-7 | 234-33.4 | 23-65 | .354 | 3-18 | .167 | 14-15 | .933 | 0+14=14-2.0 | 16-1 | 32 | 25 | 3 | 8 | 63-9.0 |



11 JAXON LETTER

6-4 • 205 • JR. • WOODSTOCK, GA. • ETOWAH HIGH SCHOOL • REAL ESTATE

SEASON & CAREER HIGHS

POINTS

SEASON 16 vs. Vanderbilt (1/15/22)

CAREER 16 vs. Vanderbilt (1/15/22)

REBOUNDS

SEASON 5 vs. ETSU (12/22/21)

5 vs. G. Mason (12/18/21)

CAREER 5 vs. ETSU (12/22/21)

5 vs. G. Mason (12/18/21)

ASSISTS

SEASON 4 vs. Texas A&M (1/4/22)

4 vs. Wofford (11/28/21)

CAREER 4 vs. Texas A&M (1/4/22)

4 vs. Wofford (11/28/21)

BLOCKS

SEASON 1 vs. Northwestern (11/23/21)

CAREER 1 vs. Northwestern (11/23/21)

STEALS

SEASON 1 11X, last Alabama (1/25/22)

CAREER 3 vs. South Carolina (2/27/21)

MINUTES

SEASON 35 vs. Auburn (1/19/22)

CAREER 35 vs. Auburn (1/19/22)

FIELD GOALS MADE

SEASON 5 vs. Vanderbilt (1/15/22)

CAREER 5 vs. Vanderbilt (1/15/22)

FIELD GOALS ATTEMPTED

SEASON 8 3X, last Vanderbilt (1/15/22)

CAREER 8 3X, last Vanderbilt (1/15/22)

3-POINTERS MADE

SEASON 4 vs. Vanderbilt (1/15/22)

CAREER 4 vs. Vanderbilt (1/15/22)

3-POINTERS ATTEMPTED

SEASON 5 vs. Vanderbilt (1/15/22)

CAREER 5 vs. Vanderbilt (1/15/22)

FREE THROWS MADE

SEASON 4 3X, last ETSU (12/22/21)

CAREER 4 4X, last ETSU (12/22/21)

FREE THROWS ATTEMPTED

SEASON 7 vs. Ga. Tech (11/19/21)

CAREER 7 vs. Ga. Tech (11/19/21)

MISCELLANEOUS STATS

DOUBLE-DIGIT POINTS

SEASON 1 CAREER 1

DOUBLE-DIGIT REBOUNDS

SEASON - CAREER -

2021-22 SEASON HIGHLIGHTS:

- ◆ Recorded his first "unofficial" double-figure scoring output at UGA by scoring 10 points in an exhibition at Charlotte.
- ◆ Notched his first career start for upset of No. 18 Memphis.
- ◆ After playing 177 total minutes as a freshman and a sophomore, logged 188 minutes in the first eight games.
- ◆ Missed the Gardner-Webb game due to back spasms.
- ◆ Returned to log what was then a career-high 31 minutes in the SEC opener against Texas A&M.
- ◆ Led UGA offensively with a career-high 16 points against Vanderbilt, securing his first collegiate double-digit output with 11 points in the first half alone.
- ◆ Has drawn 19 offensive fouls in 19 GP on the year...and 27 in his last 30 games dating back to last season.
- ◆ Connecting on 76.9 percent of his 3-pointers in SEC play. Of players making 1.0 3FG in league action, that's 26.9 percent better than anyone else.
- ◆ Entered the season with career averages of 1.6 ppg, 0.8 rpg and 6.1 mpg but has more than tripled each of those with contributions of 5.6 ppg, 2.8 rpg and 25.2 mpg in 21-22.

CAREER HIGHLIGHTS:

- ◆ **AS A SOPHOMORE IN 2020-21**, named to the SEC Academic Honor Roll for the second-straight season.
- ◆ Logged action in six of seven non-conference games and key contributor in the win over Samford. Recorded a "+/-" of "+8" in just four MP and scored with 1:17 left to give UGA its first lead of the night.
- ◆ After playing a combined eight mop-up minutes in the first eight SEC games (with five DNP's), earned meaningful PT UGA's last 11 outings.
- ◆ In five outings from Feb. 6-20 scored 34 points, more four times as many as the eight points he did in his previous 20 career appearances for Georgia.
- ◆ Also played 86 minutes in those five outings vs. Vanderbilt, Tennessee, Alabama, Missouri and Florida... compared to 60 MP combined in his first 20 GPs.
- ◆ **AS A FRESHMAN IN 2019-20**, secured late-game playing time in nine contests.
- ◆ **PRIOR TO UGA**, coached by Jason Dasinger as a junior and senior and by Allen Whitehart as a sophomore at Etowah, helping the Eagles win three consecutive Region titles.
- ◆ Tabbed All-State by the Atlanta Journal-Constitution in both 2018 (second team) and 2019 (honorable mention).
- ◆ Named team MVP of the 2018 GACA All-Star game after recording 23 points, three rebounds, three assists and three steals for the South in a 118-106 victory.

▶ GAME-BY-GAME LINESCORES

| Opponent | FGs | 3FGs | FTs | OR | DRRB | PF | PT | A | TO | B | S | MP |
|--------------------|-------|------|-----|----|------|----|----|----|----|---|---|----|
| FIU | 2-6 | 1-3 | 4-4 | 0 | 3 | 3 | 1 | 9 | 1 | 0 | 0 | 28 |
| at Cincinnati | 1-5 | 1-2 | 0-0 | 0 | 3 | 3 | 4 | 3 | 1 | 2 | 0 | 19 |
| S.C. STATE | 2-4 | 0-0 | 0-0 | 0 | 2 | 2 | 3 | 4 | 2 | 0 | 0 | 20 |
| GA. TECH | 1-3 | 1-1 | 3-7 | 0 | 3 | 3 | 3 | 6 | 0 | 1 | 0 | 27 |
| vs. Virginia | 0-1 | 0-0 | 2-4 | 2 | 2 | 4 | 2 | 2 | 0 | 1 | 0 | 21 |
| vs. Northwestern | 2-4 | 0-1 | 0-0 | 0 | 2 | 2 | 1 | 4 | 1 | 1 | 1 | 26 |
| WOFFORD | 0-2 | 0-1 | 0-0 | 0 | 2 | 2 | 2 | 0 | 4 | 0 | 0 | 26 |
| MEMPHIS | * 0-1 | 0-1 | 4-4 | 2 | 1 | 3 | 4 | 4 | 3 | 4 | 0 | 21 |
| JACKSONVILLE | 3-4 | 0-1 | 2-2 | 1 | 2 | 3 | 1 | 8 | 0 | 2 | 0 | 25 |
| G. MASON | 3-5 | 1-2 | 2-2 | 2 | 3 | 5 | 2 | 9 | 3 | 2 | 0 | 22 |
| W. CAROLINA | * 4-8 | 0-2 | 1-3 | 0 | 2 | 2 | 4 | 9 | 2 | 0 | 0 | 28 |
| ETSU | * 0-4 | 0-3 | 4-4 | 2 | 3 | 5 | 3 | 4 | 3 | 0 | 0 | 25 |
| GARDNER-WEBB | DNP | | | | | | | | | | | |
| TEXAS A&M | * 3-8 | 1-2 | 0-0 | 2 | 2 | 4 | 1 | 7 | 4 | 0 | 0 | 31 |
| at Kentucky | * 1-2 | 1-1 | 0-0 | 0 | 2 | 2 | 3 | 3 | 3 | 0 | 0 | 26 |
| at Mississippi St. | * 2-2 | 1-1 | 0-0 | 1 | 2 | 3 | 4 | 5 | 0 | 0 | 0 | 24 |
| VANDERBILT | * 5-8 | 4-5 | 2-2 | 0 | 3 | 3 | 2 | 16 | 2 | 1 | 0 | 28 |
| at Auburn | * 1-3 | 1-2 | 1-2 | 0 | 2 | 2 | 3 | 4 | 1 | 4 | 0 | 35 |
| at S. Carolina | * 1-1 | 0-0 | 0-0 | 0 | 2 | 2 | 2 | 2 | 0 | 1 | 0 | 29 |
| ALABAMA | * 3-3 | 2-2 | 0-0 | 0 | 1 | 1 | 4 | 8 | 2 | 2 | 0 | 17 |
| at Vanderbilt | | | | | | | | | | | | |
| ARKANSAS | | | | | | | | | | | | |
| AUBURN | | | | | | | | | | | | |
| at Florida | | | | | | | | | | | | |
| S. CAROLINA | | | | | | | | | | | | |
| at LSU | | | | | | | | | | | | |
| OLE MISS | | | | | | | | | | | | |
| at Texas A&M | | | | | | | | | | | | |
| FLORIDA | | | | | | | | | | | | |
| TENNESSEE | | | | | | | | | | | | |
| at Missouri | | | | | | | | | | | | |

▶ OVERALL CAREER STATISTICS

| | GP-GS | MP-Avg. | FGs | Pct. | 3FGs | Pct. | FTs | Pct. | O+R=Tot.-Avg. | PF-D | A | TO | BL | ST | Pts.-Avg. |
|---------------|--------------|-----------------|---------------|-------------|--------------|-------------|--------------|-------------|---------------------|-------------|-----------|-----------|----------|-----------|----------------|
| 2019-20 | 9-0 | 19-2.1 | 0-1 | .000 | 0-1 | .000 | 0-0 | .000 | 0+2=2-0.2 | 2-0 | 0 | 0 | 0 | 1 | 0-0.0 |
| 2020-21 | 20-0 | 158-7.9 | 17-27 | .630 | 3-6 | .500 | 10-11 | .909 | 6+15=21-1.1 | 21-0 | 6 | 5 | 0 | 7 | 47-2.4 |
| 2021-22 | 19-10 | 478-25.2 | 34-74 | .459 | 14-30 | .467 | 25-34 | .735 | 12+4=54-2.8 | 49-0 | 32 | 21 | 1 | 11 | 107-5.6 |
| TOTALS | 48-10 | 655-13.6 | 51-102 | .500 | 17-37 | .459 | 35-45 | .778 | 18+59=77-1.6 | 72-0 | 38 | 26 | 1 | 19 | 154-3.2 |

▶ SEC CAREER STATISTICS

| | GP-GS | MP-Avg. | FGs | Pct. | 3FGs | Pct. | FTs | Pct. | O+R=Tot.-Avg. | PF-D | A | TO | BL | ST | Pts.-Avg. |
|---------------|-------------|-----------------|--------------|-------------|--------------|-------------|--------------|-------------|--------------------|-------------|-----------|-----------|----------|-----------|---------------|
| 2019-20 | 4-0 | 8-2.0 | 0-0 | .000 | 0-0 | .000 | 0-0 | .000 | 0+1=1-0.3 | 1-0 | 0 | 0 | 0 | 0 | 0-0.0 |
| 2020-21 | 13-0 | 127-9.8 | 15-21 | .714 | 3-6 | .500 | 8-9 | .889 | 5+10=15-1.2 | 17-0 | 5 | 4 | 0 | 7 | 41-3.2 |
| 2021-22 | 7-7 | 190-27.1 | 16-27 | .593 | 10-13 | .769 | 3-4 | .750 | 3+14=17-2.4 | 19-0 | 12 | 8 | 0 | 6 | 45-6.4 |
| TOTALS | 24-7 | 325-13.5 | 31-48 | .646 | 13-19 | .684 | 11-13 | .846 | 8+25=33-1.4 | 37-0 | 17 | 12 | 0 | 13 | 86-3.6 |



12 JOSH TAYLOR

6-9 • 215 • SOPH. • ATLANTA, GA. • NORCROSS HIGH SCHOOL • HOUSING MANAGEMENT & POLICY

SEASON & CAREER HIGHS

POINTS

SEASON 4 vs. Wofford (11/28//21)

CAREER 4 vs. Wofford (11/28//21)

REBOUNDS

SEASON 2 vs. S. Carolina (1/22/22)

2 vs. Miss. St. (1/12/22)

CAREER 5 vs. Jacksonville (12/4/20)

5 vs. North Georgia (12/2/20)

ASSISTS

SEASON -

CAREER -

BLOCKS

SEASON -

CAREER 1 vs. Cincinnati (12/19/20)

STEALS

SEASON 2 vs. Miss. St. (1/12/22)

CAREER 2 vs. Miss. St. (1/12/22)

MINUTES

SEASON 12 vs. Miss. St. (1/12/22)

CAREER 12 vs. Miss. St. (1/12/22)

FIELD GOALS MADE

SEASON 2 vs. Wofford (11/28//21)

CAREER 2 vs. Wofford (11/28//21)

FIELD GOALS ATTEMPTED

SEASON 3 vs. Auburn (1/19/22)

CAREER 3 vs. Auburn (1/19/22)

3-POINTERS MADE

SEASON -

CAREER -

3-POINTERS ATTEMPTED

SEASON -

CAREER -

FREE THROWS MADE

SEASON 1 vs. Auburn (1/19/22)

CAREER 1 vs. Auburn (1/19/22)

FREE THROWS ATTEMPTED

SEASON 1 vs. Auburn (1/19/22)

1 vs. Wofford (11/28//21)

CAREER 1 vs. Auburn (1/19/22)

1 vs. Wofford (11/28//21)

MISCELLANEOUS STATS

DOUBLE-DIGIT POINTS

SEASON - CAREER -

DOUBLE-DIGIT REBOUNDS

SEASON - CAREER -

2021-22 SEASON HIGHLIGHTS:

- ◆ Scored a career-high four points in three minutes of first-half action against Wofford.
- ◆ Notched his first career SEC points with a nifty reverse layup at Kentucky.
- ◆ Logged 12 minutes at Mississippi State, two MP more than he did in the first 15 games of the season combined.
- ◆ His 12 minutes of action in Starkville was twice as many as his previous career most – six against Jacksonville last season.
- ◆ After seeing action in three of 13 non-conference games (1.3 ppg, 0.7 rpg, 2.3 mpg), has played in four of seven SEC outings (1.8 ppg, 1.3 rpg, 7.0 mpg).

CAREER HIGHLIGHTS:

- ◆ **AS A FRESHMAN IN 2020-21**, logged action in seven games.
- ◆ Active on the boards against North Georgia and Jacksonville, grabbing five rebounds in five minutes vs. the Nighthawks and five caroms in six minutes vs. the Dolphins.
- ◆ **PRIOR TO UGA**, coached by Jesse McMillan at Norcross High as a senior.
- ◆ Rated as a three-star prospect and ranked as the nation's No. 128 prospect by 247Sports.com, No. 129 by rivals.com and No. 138 in the 247Sports.com composite.
- ◆ Named honorable mention all-state by the Atlanta Journal-Constitution for Class 7A as a senior at Norcross.
- ◆ At Norcross, averaged 11.7 points, 10.7 rebounds and 1.0 blocks per game for the Blue Devils, making him one of three players among all 24 high schools in Gwinnett County who averaged a double-double during 2019-20.
- ◆ Coached by Freddy Johnson at Greensboro (N.C.) Day School as a junior, where he contributed 9.1 points and a team-high 7.0 rebounds per game.
- ◆ Helped the Bengals compile a 30-5 record and win the 2019 N.C. Independent School Athletic Association (NCISSA) Class 4A State Tournament.
- ◆ Coached by Dr. Phillip McCrary at Columbia High in Atlanta as a freshman and sophomore and averaged a double-double in both seasons – 10 points and 12 boards as a freshman and 12 points and 13 boards as a sophomore.

▶ GAME-BY-GAME LINESCORES

| Opponent | FGs | 3FGs | FTs | OR | DRRB | PF | PT | A | TO | B | S | MP |
|--------------------|-----|------|-----|----|------|----|----|---|----|---|---|----|
| FIU | DNP | | | | | | | | | | | |
| at Cincinnati | DNP | | | | | | | | | | | |
| S.C. STATE | DNP | | | | | | | | | | | |
| GA. TECH | DNP | | | | | | | | | | | |
| vs. Virginia | DNP | | | | | | | | | | | |
| vs. Northwestern | DNP | | | | | | | | | | | |
| WOFFORD | 2-2 | 0-0 | 0-1 | 1 | 0 | 1 | 0 | 4 | 0 | 0 | 0 | 3 |
| MEMPHIS | DNP | | | | | | | | | | | |
| JACKSONVILLE | 0-1 | 0-0 | 0-0 | 0 | 1 | 1 | 0 | 0 | 0 | 0 | 0 | 2 |
| G. MASON | DNP | | | | | | | | | | | |
| W. CAROLINA | DNP | | | | | | | | | | | |
| ETSU | DNP | | | | | | | | | | | |
| GARDNER-WEBB | 0-0 | 0-0 | 0-0 | 0 | 0 | 0 | 0 | 0 | 0 | 0 | 0 | 2 |
| TEXAS A&M | DNP | | | | | | | | | | | |
| at Kentucky | 1-1 | 0-0 | 0-0 | 0 | 0 | 0 | 0 | 2 | 0 | 0 | 0 | 3 |
| at Mississippi St. | 0-0 | 0-0 | 0-0 | 0 | 2 | 2 | 1 | 0 | 0 | 2 | 0 | 12 |
| VANDERBILT | DNP | | | | | | | | | | | |
| at Auburn | 1-3 | 0-0 | 1-1 | 1 | 0 | 1 | 2 | 3 | 0 | 0 | 0 | 8 |
| at S. Carolina | 1-1 | 0-0 | 0-0 | 0 | 2 | 2 | 0 | 2 | 0 | 1 | 0 | 5 |
| ALABAMA | DNP | | | | | | | | | | | |
| at Vanderbilt | | | | | | | | | | | | |
| ARKANSAS | | | | | | | | | | | | |
| AUBURN | | | | | | | | | | | | |
| at Florida | | | | | | | | | | | | |
| S. CAROLINA | | | | | | | | | | | | |
| at LSU | | | | | | | | | | | | |
| OLE MISS | | | | | | | | | | | | |
| at Texas A&M | | | | | | | | | | | | |
| FLORIDA | | | | | | | | | | | | |
| TENNESSEE | | | | | | | | | | | | |
| at Missouri | | | | | | | | | | | | |

▶ OVERALL CAREER STATISTICS

| | GP-GS | MP-Avg. | FGs | Pct. | 3FGs | Pct. | FTs | Pct. | O+R=Tot.-Avg. | PF-D | A | TO | BL | ST | Pts.-Avg. |
|---------------|-------------|---------------|-------------|-------------|------------|-------------|------------|-------------|--------------------|------------|----------|----------|----------|----------|---------------|
| 2020-21 | 7-0 | 19-2.7 | 1-4 | .250 | 0-0 | .000 | 0-0 | .000 | 3+8=11-1.6 | 5-0 | 0 | 4 | 1 | 1 | 2-0.3 |
| 2021-22 | 7-0 | 35-5.0 | 5-8 | .625 | 0-0 | .000 | 1-2 | .500 | 2+5=7-1.0 | 3-0 | 0 | 3 | 0 | 2 | 11-1.6 |
| TOTALS | 14-0 | 54-3.9 | 6-12 | .500 | 0-0 | .000 | 1-2 | .500 | 5+13=18-1.3 | 8-0 | 0 | 7 | 1 | 3 | 13-0.9 |

▶ SEC CAREER STATISTICS

| | GP-GS | MP-Avg. | FGs | Pct. | 3FGs | Pct. | FTs | Pct. | O+R=Tot.-Avg. | PF-D | A | TO | BL | ST | Pts.-Avg. |
|---------------|------------|---------------|------------|-------------|------------|-------------|------------|--------------|------------------|------------|----------|----------|----------|----------|--------------|
| 2020-21 | 2-0 | 2-1.0 | 0-0 | .000 | 0-0 | .000 | 0-0 | .000 | 0+0=0-0.0 | 1-0 | 0 | 0 | 0 | 0 | 0-0.0 |
| 2021-22 | 4-0 | 28-7.0 | 3-5 | .600 | 0-0 | .000 | 1-1 | 1.000 | 1+4=5-1.3 | 3-0 | 0 | 3 | 0 | 2 | 7-1.8 |
| TOTALS | 6-0 | 30-5.0 | 3-5 | .600 | 0-0 | .000 | 1-1 | 1.000 | 1+4=5-0.8 | 4-0 | 0 | 3 | 0 | 2 | 7-1.2 |



15 DALEN RIDGNAL

6-7 • 220 • JR. • KANSAS CITY, MO. • TR.-COWLEY COLLEGE • CONSUMER ECONOMICS

SEASON & CAREER HIGHS

POINTS

SEASON 10 vs. W. Carolina (12/20/21)

CAREER 10 vs. W. Carolina (12/20/21)

REBOUNDS

SEASON 9 vs. W. Carolina (12/20/21)

CAREER 9 vs. W. Carolina (12/20/21)

ASSISTS

SEASON 14X, last Alabama (1/25/22)

CAREER 14X, last Alabama (1/25/22)

BLOCKS

SEASON 1 vs. Wofford (11/28/21)

CAREER 1 vs. Wofford (11/28/21)

STEALS

SEASON -

CAREER -

MINUTES

SEASON 26 vs. Alabama (1/25/22)

CAREER 26 vs. Alabama (1/25/22)

FIELD GOALS MADE

SEASON 3 vs. W. Carolina (12/20/21)

CAREER 3 vs. W. Carolina (12/20/21)

FIELD GOALS ATTEMPTED

SEASON 6 3X last Alabama (1/25/22)

CAREER 6 3X last Alabama (1/25/22)

3-POINTERS MADE

SEASON 2 3X, last S. Carolina (1/22/22)

CAREER 2 3X, last S. Carolina (1/22/22)

3-POINTERS ATTEMPTED

SEASON 4 vs. W. Carolina (12/20/21)

CAREER 4 vs. W. Carolina (12/20/21)

FREE THROWS MADE

SEASON 2 3X, last ETSU (12/22/21)

CAREER 2 3X, last ETSU (12/22/21)

FREE THROWS ATTEMPTED

SEASON 2 5X, last S. Carolina (1/22/22)

CAREER 2 5X, last S. Carolina (1/22/22)

MISCELLANEOUS STATS

DOUBLE-DIGIT POINTS

SEASON 1 CAREER 1

DOUBLE-DIGIT REBOUNDS

SEASON - CAREER -

2021-22 SEASON HIGHLIGHTS:

- ◆ Active on the boards at Cincinnati, with five rebounds in seven minutes of action.
- ◆ Double his previous high for PT with 14 minutes of action against Wofford.
- ◆ Expected to see increased action following season-ending injury to Jailyn Ingram and responded with career bests of six points, seven boards and 17 minutes in the next outing versus George Mason.
- ◆ Fell just shy of his first double-double with new career highs of 10 points and nine rebounds against Western Carolina...in just 12 minutes of PT.
- ◆ Missed the Texas A&M and Kentucky games due to COVID.
- ◆ Dressed out but did not see action at Mississippi State.
- ◆ In his first action of the 2022 calendar, chipped in five points and six boards in 13 minutes against Vanderbilt.
- ◆ Grabbed a game-high seven boards at No. 2 Auburn.
- ◆ Upped his season high for playing time by nine minutes during the Alabama game – from 17 vs. George Mason to 26 against the Tide.

CAREER HIGHLIGHTS:

- ◆ **PRIOR TO UGA AT COLWEY**, coached by Tommy DeSalme at Cowley, which was 50-11 over his two seasons and finished as NJCAA runner-up in 2021.
- ◆ One of two junior college players to be named All-America in both 2020 and 2021 – along with Louisville's El Ellis.
- ◆ Started 47 of 60 games and averaged a double-double of 18.6 ppg (1,118 points) and 11.7 rpg (699 rebounds).
- ◆ As a sophomore in 2020-21, started all 29 games for the Tigers, who finished 24-5 overall and as runner-up in the NJCAA Tournament.
- ◆ Averaged 21.1 points and 12.8 rebounds and overall scored the most points (611) and grabbed the most boards (371) of any NJCAA player during the 2020-21 season.
- ◆ As a freshman in 2019-20, started 18 of 31 games played and averaged 16.4 points and 10.6 rebounds per game.
- ◆ **PRIOR TO COWLEY**, coached by Bryan Lippman and Omar Gonzalez at Lincoln Academy in Suwanee, Ga., as a senior. Helped Lincoln go 22-5 with four current D-I players: Georgia teammate Cam McDowell, Frank Anselem (Syracuse), Elias King (Middle Tennessee) and Moulaye Sissoko (Dayton).
- ◆ Coached by Pete Campbell at Rockhurst High in Kansas City as a sophomore and junior.
- ◆ As a junior, helped Rockhurst to a 22-6 finish and the "Elite Eight" round of the Class 5 State Tournament.

▶ GAME-BY-GAME LINESCORES

| Opponent | FGs | 3FGs | FTs | OR | DRRB | PF | PT | A | TO | B | S | MP |
|--------------------|-----|------|-----|----|------|----|----|----|----|---|---|----|
| FIU | DNP | | | | | | | | | | | |
| at Cincinnati | 1-1 | 1-1 | 0-0 | 0 | 5 | 5 | 1 | 3 | 0 | 0 | 0 | 7 |
| S.C. STATE | 0-1 | 0-1 | 0-0 | 0 | 0 | 0 | 0 | 0 | 0 | 0 | 0 | 2 |
| GA. TECH | 0-1 | 0-1 | 0-0 | 0 | 1 | 1 | 0 | 0 | 0 | 0 | 0 | 5 |
| vs. Virginia | 0-1 | 0-1 | 0-0 | 0 | 0 | 0 | 1 | 0 | 0 | 0 | 0 | 4 |
| vs. Northwestern | 0-1 | 0-1 | 0-0 | 0 | 0 | 0 | 0 | 0 | 0 | 0 | 0 | 3 |
| WOFFORD | 0-1 | 0-0 | 2-2 | 1 | 3 | 4 | 1 | 2 | 0 | 0 | 1 | 14 |
| MEMPHIS | 0-1 | 0-1 | 0-0 | 0 | 0 | 0 | 1 | 0 | 0 | 0 | 0 | 3 |
| JACKSONVILLE | 0-1 | 0-1 | 0-2 | 0 | 1 | 1 | 0 | 0 | 1 | 0 | 0 | 4 |
| G. MASON | 2-6 | 2-3 | 0-0 | 0 | 7 | 7 | 1 | 6 | 0 | 0 | 0 | 17 |
| W. CAROLINA | 3-6 | 2-4 | 2-2 | 3 | 6 | 9 | 0 | 10 | 0 | 0 | 0 | 12 |
| ETSU | 1-3 | 0-2 | 2-2 | 0 | 4 | 4 | 0 | 4 | 1 | 0 | 0 | 10 |
| GARDNER-WEBB | 0-1 | 0-1 | 0-0 | 0 | 1 | 1 | 0 | 0 | 0 | 1 | 0 | 7 |
| TEXAS A&M | DNP | | | | | | | | | | | |
| at Kentucky | DNP | | | | | | | | | | | |
| at Mississippi St. | DNP | | | | | | | | | | | |
| VANDERBILT | 2-2 | 1-1 | 0-0 | 2 | 4 | 6 | 0 | 5 | 0 | 1 | 0 | 13 |
| at Auburn | 1-4 | 0-2 | 0-1 | 0 | 7 | 7 | 4 | 2 | 0 | 1 | 0 | 14 |
| at S. Carolina | 2-4 | 2-3 | 1-2 | 1 | 3 | 4 | 3 | 7 | 1 | 0 | 0 | 13 |
| ALABAMA | 2-6 | 0-3 | 0-0 | 3 | 2 | 5 | 1 | 4 | 1 | 0 | 0 | 26 |
| at Vanderbilt | | | | | | | | | | | | |
| ARKANSAS | | | | | | | | | | | | |
| AUBURN | | | | | | | | | | | | |
| at Florida | | | | | | | | | | | | |
| S. CAROLINA | | | | | | | | | | | | |
| at LSU | | | | | | | | | | | | |
| OLE MISS | | | | | | | | | | | | |
| at Texas A&M | | | | | | | | | | | | |
| FLORIDA | | | | | | | | | | | | |
| TENNESSEE | | | | | | | | | | | | |
| at Missouri | | | | | | | | | | | | |

▶ OVERALL CAREER STATISTICS

| | GP-GS | MP-Avg. | FGs Pct. | 3FGs Pct. | FTs Pct. | O+R=Tot.-Avg. | PF-D | A | TO | BL | ST | Pts.-Avg. |
|---------|-------|---------|------------|-----------|-----------|---------------|------|---|----|----|----|-----------|
| 2021-22 | 16-0 | 154-9.6 | 14-40 .350 | 8-26 .308 | 7-11 .636 | 10+44=54-3.4 | 13-0 | 4 | 3 | 1 | 0 | 43-2.7 |
| TOTALS | 16-0 | 154-9.6 | 14-40 .350 | 8-26 .308 | 7-11 .636 | 10+44=54-3.4 | 13-0 | 4 | 3 | 1 | 0 | 43-2.7 |

▶ SEC CAREER STATISTICS

| | GP-GS | MP-Avg. | FGs Pct. | 3FGs Pct. | FTs Pct. | O+R=Tot.-Avg. | PF-D | A | TO | BL | ST | Pts.-Avg. |
|---------|-------|---------|-----------|-----------|----------|---------------|------|---|----|----|----|-----------|
| 2021-22 | 4-0 | 66-16.5 | 7-16 .438 | 3-9 .333 | 1-3 .333 | 6+16=22-5.5 | 8-0 | 2 | 2 | 0 | 0 | 18-4.5 |
| TOTALS | 4-0 | 66-16.5 | 7-16 .438 | 3-9 .333 | 1-3 .333 | 6+16=22-5.5 | 8-0 | 2 | 2 | 0 | 0 | 18-4.5 |



20 NOAH BAUMANN

6-6 • 210 • SR. • PHOENIX, ARIZ. • TR.-SOUTHERN CAL • SPORT MANAGEMENT

SEASON & CAREER HIGHS

POINTS

SEASON 25 vs. ETSU (12/22/21)
 CAREER 29 vs. Utah St. (1/16/19)

REBOUNDS

SEASON 11 vs. W. Carolina (12/20/21)
 CAREER 11 vs. W. Carolina (12/20/21)

ASSISTS

SEASON 4 vs. W. Carolina (12/20/21)
 CAREER 5 3X, last New Mexico (2/27/19)

BLOCKS

SEASON 2 vs. W. Carolina (12/20/21)
 CAREER 2 vs. W. Carolina (12/20/21)

STEALS

SEASON 1 4X, last Miss. St. (1/12/22)
 CAREER 3 4X, last New Mexico (2/13/19)

MINUTES

SEASON 36 vs. Gardner-Webb (12/29/21)
 CAREER 40 vs. Stanford (12/18/18)

FIELD GOALS MADE

SEASON 8 vs. ETSU (12/22/21)
 CAREER 9 vs. Utah St. (1/16/19)

FIELD GOALS ATTEMPTED

SEASON 14 vs. Texas A&M (1/4/22)
 CAREER 17 vs. Wyoming (3/6/19)

3-POINTERS MADE

SEASON 7 vs. ETSU (12/22/21)
 CAREER 7 3X, last ETSU (12/22/21)

3-POINTERS ATTEMPTED

SEASON 12 vs. S. Carolina (1/22/22)
 CAREER 14 vs. Wyoming (3/6/19)

FREE THROWS MADE

SEASON 5 vs. S. Carolina (1/22/22)
 CAREER 5 vs. S. Carolina (1/22/22)
 5 vs. Utah St. (1/30/19)

FREE THROWS ATTEMPTED

SEASON 5 vs. S. Carolina (1/22/22)
 CAREER 7 vs. Utah St. (1/30/19)

MISCELLANEOUS STATS

DOUBLE-DIGIT POINTS

SEASON 7 CAREER 29

DOUBLE-DIGIT REBOUNDS

SEASON 1 CAREER 1

DOUBLE-DOUBLES

SEASON - CAREER -

20-POINT GAMES

SEASON 1 CAREER 5

2021-22 SEASON HIGHLIGHTS:

- ◇ Proposed to his longtime girlfriend Mackenzie Moore on Nov. 14. They've known each other since they were 7th graders at Akimel (pronounced ah-kee-mull) Middle School and started dating as seniors at Desert Vista High School.
- ◇ Limited due to an illness at the Roman Legends Classic. Did not start against Virginia and then remained at the team hotel for the Northwestern game.
- ◇ Grabbed a career-high 11 rebounds against Western Carolina, more than double his previous best of five.
- ◇ Among stat for SEC games only, No. 2 in 3FGs per game (2.9) and No. 3 in 3FG pct. (.408).
- ◇ Over his career, 71.9 percent (187 of 260) of his FGs made are 3-pointers and is shooting a better percentage outside the arc (.434) than on 2-point attempts (.382).

CAREER HIGHLIGHTS:

- ◇ **IN THREE SEASONS PRIOR TO UGA**, played the 2020-21 season at Southern Cal after competing at San Jose State in 2017-18 and 2018-19.
- ◇ **AS A JUNIOR AT SOUTHERN CAL IN 2020-21**, appeared in 31 of 33 games, helping the Trojans finish 25-8 and reach the "Elite Eight" of the NCAA Tournament.
- ◇ Averaged 3.6 points recorded double-figure minutes 16 times, including nine of 20 Pac-12 games.
- ◇ **IN TWO SEASONS AT SAN JOSE STATE**, started 44 of 61 games and averaged 8.0 points with 20 double-figure scoring performances and a quartet of 20-point outbursts.
- ◇ Produced the two highest season 3-point shooting percentages in SJSU history – .460 (40-of-87) as a freshman and .455 (81-of-178) as a sophomore.
- ◇ Among San Jose State's career leaders, left ranked No. 2 in 3-point pct. (.457) and No. 8 in 3-pointers (121).
- ◇ Wrapped up his SJSU career with at least one 3-pointer in 29 consecutive games, a school record.
- ◇ As a sophomore in 2018-29, set the Spartans' single-season record for 3-pointers made (81).
- ◇ Finished the 2018-19 season ranked No. 6 nationally in 3-point percentage at .455 (81-of-178).
- ◇ **PRIOR TO SJSU**, coached by Gino Crump as a senior and by Tony Darden as a sophomore and junior at Desert Vista High and helped the Thunder reach the quarterfinals of the 2017 6A state tourney.
- ◇ Played sparingly as a junior (due to a back injury) and sophomore (on a team that finished as state runner-up).
- ◇ Earned his bachelor's degree in Human and Health Science from Southern Cal in 2021 and is pursuing a second bachelor's in Sport Management at UGA.

▶ GAME-BY-GAME LINESCORES

| Opponent | FGs | 3FGs | FTs | OR | DRRB | PF | PT | A | TO | B | S | MP |
|--------------------|--------|------|-----|----|------|----|----|----|----|---|---|----|
| FIU | 2-5 | 0-2 | 0-0 | 2 | 3 | 5 | 0 | 4 | 0 | 0 | 1 | 17 |
| at Cincinnati | * 3-5 | 3-4 | 0-0 | 0 | 0 | 0 | 2 | 9 | 1 | 1 | 0 | 18 |
| S.C. STATE | * 2-9 | 2-7 | 0-0 | 1 | 2 | 3 | 1 | 6 | 1 | 0 | 0 | 19 |
| GA. TECH | * 2-4 | 1-3 | 0-0 | 0 | 0 | 0 | 0 | 5 | 1 | 0 | 0 | 10 |
| vs. Virginia | 0-1 | 0-1 | 0-0 | 0 | 1 | 1 | 0 | 0 | 0 | 1 | 0 | 7 |
| vs. Northwestern | DNP | | | | | | | | | | | |
| WOFFORD | 0-1 | 0-1 | 0-0 | 0 | 1 | 1 | 0 | 0 | 0 | 0 | 0 | 7 |
| MEMPHIS | 0-1 | 0-1 | 2-2 | 0 | 1 | 1 | 1 | 2 | 0 | 0 | 0 | 5 |
| JACKSONVILLE | 1-3 | 1-2 | 0-0 | 0 | 2 | 2 | 0 | 3 | 0 | 0 | 0 | 12 |
| G. MASON | * 3-6 | 3-5 | 2-3 | 0 | 3 | 3 | 1 | 11 | 1 | 0 | 0 | 21 |
| W. CAROLINA | * 2-8 | 2-6 | 0-0 | 0 | 11 | 11 | 0 | 6 | 4 | 0 | 2 | 30 |
| ETSU | * 8-10 | 7-9 | 2-3 | 0 | 7 | 7 | 2 | 25 | 1 | 1 | 1 | 33 |
| GARDNER-WEBB | * 4-7 | 2-5 | 1-1 | 1 | 4 | 5 | 2 | 11 | 1 | 1 | 0 | 36 |
| TEXAS A&M | * 7-14 | 5-10 | 0-0 | 0 | 4 | 4 | 2 | 19 | 0 | 1 | 1 | 34 |
| at Kentucky | * 4-6 | 3-5 | 3-4 | 1 | 2 | 3 | 2 | 14 | 1 | 1 | 0 | 32 |
| at Mississippi St. | * 5-12 | 3-10 | 2-2 | 0 | 5 | 5 | 0 | 15 | 0 | 0 | 1 | 31 |
| VANDERBILT | * 3-7 | 1-4 | 0-0 | 0 | 7 | 7 | 2 | 7 | 2 | 1 | 0 | 29 |
| at Auburn | * 4-8 | 3-5 | 0-0 | 0 | 5 | 5 | 2 | 11 | 0 | 4 | 0 | 32 |
| at S. Carolina | * 3-12 | 3-12 | 5-5 | 0 | 3 | 3 | 4 | 14 | 1 | 1 | 0 | 26 |
| ALABAMA | * 2-3 | 2-3 | 0-0 | 0 | 0 | 0 | 3 | 6 | 3 | 1 | 0 | 19 |
| at Vanderbilt | | | | | | | | | | | | |
| ARKANSAS | | | | | | | | | | | | |
| AUBURN | | | | | | | | | | | | |
| at Florida | | | | | | | | | | | | |
| S. CAROLINA | | | | | | | | | | | | |
| at LSU | | | | | | | | | | | | |
| OLE MISS | | | | | | | | | | | | |
| at Texas A&M | | | | | | | | | | | | |
| FLORIDA | | | | | | | | | | | | |
| TENNESSEE | | | | | | | | | | | | |
| at Missouri | | | | | | | | | | | | |

▶ OVERALL CAREER STATISTICS

| | GP-GS | MP-Avg. | FGs | Pct. | 3FGs | Pct. | FTs | Pct. | O+R=Tot.-Avg. | PF-D | A | TO | BL | ST | Pts.-Avg. |
|------------|--------|-----------|---------|------|---------|------|-------|------|----------------|-------|-----|-----|----|----|-----------|
| 2017-18 | 30-17 | 535-17.8 | 54-133 | .406 | 40-87 | .460 | 7-14 | .500 | 8+48=56-1.9 | 25-0 | 39 | 52 | 2 | 12 | 155-5.2 |
| 2018-19 | 31-27 | 849-27.4 | 110-270 | .407 | 81-178 | .455 | 34-44 | .773 | 10+73=83-2.7 | 52-0 | 55 | 61 | 2 | 16 | 355-10.8 |
| SJSU | 61-44 | 1384-22.7 | 164-403 | .407 | 121-265 | .457 | 41-58 | .707 | 18+121=139-2.3 | 77-0 | 94 | 113 | 4 | 28 | 490-8.0 |
| 2020-21-SC | 31-1 | 337-10.9 | 41-97 | .423 | 25-71 | .352 | 5-11 | .455 | 6+22=28-0.9 | 14-0 | 9 | 17 | 3 | 7 | 112-3.6 |
| 2021-22 | 19-14 | 418-22.0 | 55-122 | .451 | 41-95 | .432 | 17-20 | .850 | 5+61=66-3.5 | 24-0 | 17 | 13 | 6 | 4 | 168-8.8 |
| TOTALS | 111-59 | 2137-19.3 | 260-622 | .418 | 187-431 | .434 | 63-89 | .708 | 29+204=233-2.1 | 115-0 | 120 | 143 | 13 | 39 | 770-6.9 |

▶ SEC CAREER STATISTICS

| | GP-GS | MP-Avg. | FGs | Pct. | 3FGs | Pct. | FTs | Pct. | O+R=Tot.-Avg. | PF-D | A | TO | BL | ST | Pts.-Avg. |
|---------|-------|----------|-------|------|-------|------|-------|------|---------------|------|---|----|----|----|-----------|
| 2021-22 | 7-7 | 203-29.0 | 28-62 | .452 | 20-49 | .408 | 10-11 | .909 | 1+26=27-3.9 | 15-0 | 7 | 9 | 2 | 2 | 86-12.3 |
| TOTALS | 7-7 | 203-29.0 | 28-62 | .452 | 20-49 | .408 | 10-11 | .909 | 1+26=27-3.9 | 15-0 | 7 | 9 | 2 | 2 | 86-12.3 |



23 BRAELEN BRIDGES

6-11 • 240 • SR. • ATLANTA, GA. • TR.-UIC • NON-PROFIT LEADERSHIP & MANAGEMENT (MASTER'S)

SEASON & CAREER HIGHS

POINTS

SEASON 24 vs. Cincinnati (11/13/21)

CAREER 24 vs. Cincinnati (11/13/21)

REBOUNDS

SEASON 8 3X, last S.C. State (11/16/21)

CAREER 14 vs. DePaul (12/14/19)

ASSISTS

SEASON 6 vs. Auburn (1/19/22)

CAREER 6 vs. Auburn (1/19/22)

BLOCKS

SEASON 1 9X, last Alabama (1/25/22)

CAREER 3 3X, last Youngstown St. (3/5/20)

STEALS

SEASON 1 6X, last Alabama (1/25/22)

CAREER 1 20X, last Alabama (1/25/22)

MINUTES

SEASON 34 vs. Kentucky (1/8/22)

CAREER 34 vs. Kentucky (1/8/22)

FIELD GOALS MADE

SEASON 11 vs. Cincinnati (11/13/21)

CAREER 11 vs. Cincinnati (11/13/21)

FIELD GOALS ATTEMPTED

SEASON 15 vs. Cincinnati (11/13/21)

CAREER 15 vs. Cincinnati (11/13/21)

3-POINTERS MADE

SEASON -

CAREER -

3-POINTERS ATTEMPTED

SEASON -

CAREER -

FREE THROWS MADE

SEASON 7 vs. W. Carolina (12/20/21)

7 vs. G. Mason (12/18/21)

CAREER 7 vs. W. Carolina (12/20/21)

7 vs. G. Mason (12/18/21)

FREE THROWS ATTEMPTED

SEASON 10 vs. W. Carolina (12/20/21)

CAREER 10 vs. W. Carolina (12/20/21)

MISCELLANEOUS STATS

DOUBLE-DIGIT POINTS

SEASON 15 CAREER 39

DOUBLE-DIGIT REBOUNDS

SEASON - CAREER 4

DOUBLE-DOUBLES

SEASON - CAREER 4

20-POINT GAMES

SEASON 2 CAREER 3

2021-22 SEASON HIGHLIGHTS:

- Recorded a double-double of 12 points and 10 boards in exhibition outing versus Morehouse.
- Exploded for a career-high 24 points on career-most efforts of 11 FGs made and 15 FG attempts at Cincinnati.
- Leads the Bulldogs with 15 double-figure scoring outputs... and posted nine points in two of the five games he came up shy of reaching double digits – against Florida International and Ga. Tech.
- Three made FGs shy of qualifying for SEC and NCAA stats in field goal percentage, where he **would** lead the league and ranked No. 8 nationally.
- Among SEC statistical leaders, ranks No. 12 in rebounding for all games (5.9 rpg), as well as No. 10 in stats for SEC games only (6.0 rpg).

CAREER HIGHLIGHTS:

- IN TWO SEASONS AT UIC**, started 37 of 49 games and contributed 8.9 points and 4.9 rebounds per game.
- Tallied 437 points – while shooting 58.7 percent from the floor – and 240 boards for the Flames.
- Scored in double figures 24 times, with four double-digit rebound counts and a quartet of double-doubles.
- As a junior in 2020-21, averaged 10.1 points and posted 11 double-digit scoring efforts and one double-figure rebound tally, resulting in a double-double against Central Michigan.
- As a sophomore in 2019-20, started all 34 games for UIC, which was then coached by current Georgia assistant coach Steve McClain
- Helped the Flames to the championship game of the 2020 Horizon League Tournament, a first since 2004.
- PRIOR TO UIC AT**, played in 24 games at Northwest Florida State the 2017-18 before not playing in 2018-19.
- Helped the Raiders finish 31-3 overall and advance to the quarterfinals of the 2018 NJCAA National Championships.
- PRIOR TO NWF**, coached by Jarvis Tarplin at Union Grove High, scoring 373 points, grabbing 320 rebounds and swatting 97 shots in 54 games played.
- Helped a dramatic turnaround in the Wolverines' fortunes between his junior and senior seasons. After posting a 9-16 record in 2015-16, Union Grove improved to 22-7 and reached the 2016 Georgia 5A state tournament.
- Earned is bachelor's degree in Communications from UIC in 2021 and is pursuing a master's in Nonprofit Management & Leadership at UGA.

▶ GAME-BY-GAME LINESCORES

| Opponent | FGs | 3FGs | FTs | OR | DRRB | PF | PT | A | TO | B | S | MP |
|--------------------|---------|------|------|----|------|----|----|----|----|---|---|----|
| FIU | * 4-8 | 0-0 | 1-2 | 4 | 4 | 8 | 1 | 9 | 2 | 1 | 0 | 31 |
| at Cincinnati | * 11-15 | 0-0 | 2-4 | 4 | 4 | 8 | 2 | 24 | 0 | 2 | 0 | 32 |
| S.C. STATE | * 5-7 | 0-0 | 5-8 | 1 | 7 | 8 | 0 | 15 | 1 | 3 | 0 | 27 |
| GA. TECH | * 4-6 | 0-0 | 1-3 | 1 | 1 | 2 | 2 | 9 | 3 | 2 | 0 | 26 |
| vs. Virginia | * 6-11 | 0-0 | 2-2 | 1 | 4 | 5 | 5 | 14 | 0 | 3 | 0 | 27 |
| vs. Northwestern | * 5-9 | 0-0 | 2-3 | 0 | 5 | 5 | 4 | 12 | 1 | 3 | 1 | 21 |
| WOFFORD | * 3-4 | 0-0 | 1-1 | 1 | 3 | 4 | 2 | 7 | 0 | 3 | 0 | 21 |
| MEMPHIS | * 3-5 | 0-0 | 4-6 | 2 | 2 | 4 | 3 | 10 | 0 | 1 | 1 | 30 |
| JACKSONVILLE | * 4-4 | 0-0 | 6-8 | 1 | 4 | 5 | 2 | 14 | 3 | 0 | 1 | 25 |
| G. MASON | * 3-4 | 0-0 | 7-9 | 2 | 5 | 7 | 3 | 13 | 3 | 4 | 1 | 29 |
| W. CAROLINA | * 5-7 | 0-0 | 7-10 | 2 | 5 | 7 | 0 | 17 | 1 | 0 | 0 | 23 |
| ETSU | * 3-3 | 0-0 | 0-0 | 1 | 5 | 6 | 3 | 6 | 0 | 5 | 1 | 23 |
| GARDNER-WEBB | * 7-13 | 0-0 | 3-4 | 3 | 4 | 7 | 0 | 17 | 0 | 0 | 1 | 28 |
| TEXAS A&M | * 5-8 | 0-0 | 2-2 | 2 | 5 | 7 | 1 | 12 | 3 | 4 | 1 | 29 |
| at Kentucky | * 4-8 | 0-0 | 2-2 | 2 | 4 | 6 | 1 | 10 | 1 | 1 | 0 | 34 |
| at Mississippi St. | * 1-5 | 0-0 | 1-2 | 4 | 3 | 7 | 2 | 3 | 2 | 1 | 0 | 26 |
| VANDERBILT | * 6-12 | 0-0 | 2-4 | 4 | 2 | 6 | 3 | 14 | 3 | 3 | 0 | 34 |
| at Auburn | * 5-9 | 0-0 | 1-3 | 2 | 4 | 6 | 0 | 11 | 6 | 2 | 1 | 30 |
| at S. Carolina | * 8-11 | 0-0 | 4-6 | 1 | 4 | 5 | 3 | 20 | 0 | 4 | 0 | 33 |
| ALABAMA | * 5-8 | 0-0 | 3-3 | 3 | 2 | 5 | 5 | 13 | 1 | 1 | 1 | 19 |
| at Vanderbilt | | | | | | | | | | | | |
| ARKANSAS | | | | | | | | | | | | |
| AUBURN | | | | | | | | | | | | |
| at Florida | | | | | | | | | | | | |
| S. CAROLINA | | | | | | | | | | | | |
| at LSU | | | | | | | | | | | | |
| OLE MISS | | | | | | | | | | | | |
| at Texas A&M | | | | | | | | | | | | |
| FLORIDA | | | | | | | | | | | | |
| TENNESSEE | | | | | | | | | | | | |
| at Missouri | | | | | | | | | | | | |

▶ OVERALL CAREER STATISTICS

| | GP-GS | MP-Avg. | FGs | Pct. | 3FGs | Pct. | FTs | Pct. | O+R=Tot.-Avg. | PF-D | A | TO | BL | ST | Pts.-Avg. |
|---------------|--------------|------------------|----------------|-------------|------------|-------------|----------------|-------------|------------------------|--------------|-----------|------------|-----------|-----------|----------------|
| 2019-20 | 34-34 | 702-20.6 | 121-215 | .563 | 0-0 | .000 | 43-65 | .662 | 49+116=165-4.9 | 84-0 | 29 | 62 | 29 | 9 | 285-8.4 |
| 2020-21 | 18-3 | 345-19.1 | 75-115 | .652 | 0-0 | .000 | 28-47 | .596 | 31+55=86-4.0 | 40-2 | 19 | 35 | 3 | 5 | 178-9.9 |
| UIC | 52-37 | 1047-20.1 | 193-330 | .585 | 0-0 | .000 | 71-112 | .634 | 80+171=251-4.8 | 124-2 | 48 | 97 | 32 | 14 | 465-8.9 |
| 2021-22 | 20-20 | 548-27.4 | 97-157 | .618 | 0-0 | .000 | 56-82 | .683 | 41+77=118-5.9 | 42-2 | 30 | 43 | 9 | 6 | 250-12.5 |
| TOTALS | 72-57 | 1593-22.1 | 293-487 | .602 | 0-0 | .000 | 127-194 | .655 | 121+248=369-5.1 | 166-4 | 78 | 140 | 41 | 20 | 713-9.9 |

▶ SEC CAREER STATISTICS

| | GP-GS | MP-Avg. | FGs | Pct. | 3FGs | Pct. | FTs | Pct. | O+R=Tot.-Avg. | PF-D | A | TO | BL | ST | Pts.-Avg. |
|---------------|------------|-----------------|--------------|-------------|------------|-------------|--------------|-------------|---------------------|-------------|-----------|-----------|----------|----------|----------------|
| 2021-22 | 7-7 | 205-29.3 | 34-61 | .557 | 0-0 | .000 | 15-22 | .682 | 18+24=42-6.0 | 15-1 | 16 | 16 | 3 | 1 | 83-11.9 |
| TOTALS | 7-7 | 205-29.3 | 34-61 | .557 | 0-0 | .000 | 15-22 | .682 | 18+24=42-6.0 | 15-1 | 16 | 16 | 3 | 1 | 83-11.9 |

























▶ 2021-22 GEORGIA NUMERICAL ROSTER

| NO. | NAME | HT. | WT. | POS. | CL.-EXP. | HOMETOWN / PREVIOUS SCHOOL |
|-----|-------------------|------|-----|------|-----------|---|
| 0 | Jailyn Ingram | 6-7 | 225 | B | Gr.-Tr. | Madison, Ga. / Tr.-Florida Atlantic |
| 1 | Jabri Abdur-Rahim | 6-8 | 210 | B | * So.-Tr. | South Orange, N.J. / Tr.-Virginia |
| 2 | Cam McDowell | 6-5 | 185 | B | Fr.-HS | Powder Springs, Ga. / McEachern High School |
| 3 | Kario Oquendo | 6-4 | 215 | B | * So.-Tr. | Titusville, Fla. / Tr.-Florida SouthWestern State |
| 4 | Tyron McMillan | 6-9 | 220 | B | * Jr.-1L | New Orleans, La. / Tr.-Kilgore (Texas) College |
| 5 | Christian Wright | 6-3 | 185 | B | Fr.-HS | Alpharetta, Ga. / The Skill Factory |
| 10 | Aaron Cook | 6-2 | 185 | B | Gr.-Tr. | St. Louis, Mo. / Tr.-Gonzaga |
| 11 | Jaxon Etter | 6-4 | 205 | B | * Jr.-2L | Woodstock, Ga. / Etowah High School |
| 12 | Josh Taylor | 6-9 | 215 | B | * So.-1L | Atlanta, Ga. / Norcross High School |
| 13 | Jonathan Ned | 6-9 | 220 | B | * Sr.-1L | Brentwood, Calif. / Tr.-Eastern Florida State College |
| 15 | Dalen Ridgnal | 6-7 | 200 | B | * Jr.-Tr. | Kansas City, Mo. / Cowley (Community) College |
| 20 | Noah Baumann | 6-6 | 210 | B | * Sr.-Tr. | Phoenix, Ariz / Tr.-Southern Cal |
| 23 | Braelen Bridges | 6-11 | 240 | B | * Sr.-Tr. | Atlanta, Ga. / Tr.-UIC |
| 24 | P.J. Horne | 6-6 | 225 | B | Gr.-1L | Tifton, Ga. / Tr.-Virginia Tech |
| 35 | Tyrone Baker | 6-11 | 210 | B | Fr.-HS | Fort Myers, Fla. / Hightower (Texas) High School |

Head Coach: Tom Crean (Central Michigan '89)
Assistant Coaches: Steve McClain (Chadron St. '84); John Linehan (Providence '02); Wade Mason (Tulane '01)
Director of Player Development: Brian Fish (Marshall '89)
Director Recruiting & Basketball Operations: J.D. Powell (Clemson '01)
Associate to the Head Coach/Director of Strategy: David Gale (Loyola-Chicago '07)
Strength & Conditioning: Sean Hayes (Springfield '96)
Athletic Trainer: Lance Schuemann (Florida '07)

PRO-NUN-SEE-Ā-SHUN GUY'D
JABRI (Juh-bree) **ABDUR-RAHIM** (Ab-duhr rah-heem)
 Noah **BAUMANN** (bauw-man)
BRAELEN (Bray-linn) Bridges
JAXON (jack-son) **ETTER** (eh-tuhr) *think "better" without the "b"*
TYRON (Tyrun) **McMILLAN** (Mic-mill-uhn)
JAILYN (Jay-linn) Ingram
KARIO (care-ee-oh) **OQUENDO** (oh-kwin-dough)
DALEN (day-lin) **RIDGNAL** (ridge-uh-nul) *think "original" without the "o"*

▶ 2021-22 GEORGIA SPOTTER'S CHART

| | | | | | | | |
|--|---|---|---|---|--|---|---|
|  |  |  |  |  |  |  |  |
| Tom Crean Head Coach 4th Season | 0 Jailyn Ingram 6-7 / 225 / Grad. Madison, Ga | 1 Jabri Abdur-Rahim 6-8 / 210 / Soph. South Orange, N.J. | 2 Cam McDowell 6-5 / 185 / Fr. Alpharetta, Ga. | 3 Kario Oquendo 6-4 / 215 / Soph. Titusville, Fla. | 4 Tyron McMillan 6-9 / 220 / Jr. New Orleans, La. | 5 Christian Wright 6-2 / 185 / Fr. Powder Springs, Ga. | 10 Aaron Cook 6-2 / 185 / Grad. St. Louis, Mo. |
|  |  |  |  |  |  |  |  |
| 11 Jaxon Etter 6-4 / 205 / Jr. Woodstock, Ga. | 12 Josh Taylor 6-9 / 215 / Soph. Atlanta, Ga. | 13 Jonathan Ned 6-9 / 220 / Sr. Brentwood, Calif. | 15 Dalen Ridgnal 6-7 / 200 / Jr. Kansas City, Mo. | 20 Noah Baumann 6-6 / 210 / Sr. Phoenix, Ariz. | 23 Braelen Bridges 6-11 / 240 / Sr. Atlanta, Ga. | 24 P.J. Horne 6-6 / 225 / Grad. Tifton, Ga. | 35 Tyrone Baker 6-11 / 210 / Fr. Fort Myers, Fla. |
|  |  |  |  |  |  |  |  |
| Steve McClain Assistant Coach 2nd Season | John Linehan Assistant Coach 3rd Season | Wade Mason Assistant Coach 1st Season | Brian Fish Dir. of Player Development 3rd Season | J.D. Powell Dir. of Recruiting & Ops 1st Season | David Gale Assoc. to H.C./Dir. of Strategy - 1st Season | Sean Hayes Dir. of Strength & Cond. 11th Season | Lance Schuemann Athletic Trainer 4th Season |



HEAD COACH TOM CREAN **CENTRAL MICHIGAN '89 • 47-63 (4TH AT UGA) • 403-293 (22ND OVERALL)**

- Earned his 400th career win with Dec. 1 upset of No. 18 Memphis, with 190 in 9 seasons at Marquette, 166 in 9 seasons at Indiana and 44 at UGA.
- Coached 16 NBA players during his head coaching career, with those players going on to combine to earn more than \$714 million.
- Led Georgia to 2 of the Bulldogs' 3-highest scoring averages of the 2000s – No. 2 77.8 ppg in 2020-21 and No. 4 75.9 ppg in 2019-20.



NO. 0 JAILYN INGRAM **6-7 • 225 • GRAD. • MADISON, GA. • NON-PROFIT LEADERSHIP & MANAGEMENT**

- Helped Morgan County High School to Georgia Class 3A state titles in 2014 and 2016.
- Among FAU career leaders, ranked No. 3 in boards (630) & No. 6 in points (1,334).
- Led team in double-figure games (7) when lost to knee injury vs. Jacksonville (12/7)

| | MPG | PPG | RPG | APG | BPG | SPG | FG | 3FG | FT |
|---------|------|------|-----|-----|-----|-----|------|------|------|
| 2021-22 | 27.2 | 10.7 | 6.0 | 2.1 | 0.2 | 0.8 | .493 | .261 | .900 |
| CAREER | 25.5 | 10.9 | 5.2 | 1.6 | 0.4 | 0.7 | .448 | .354 | .730 |



NO. 1 JABRI ABDUR-RAHIM **6-8 • 210 • SOPH. • SOUTH ORANGE, N.J. • JOURNALISM-INTENDED**

- A consensus top-50 recruit in Class of 2020 ranked as high as No. 38 by espn.com.
- Named 2019 N.J. Player of the Year after lead Blair Academy to a Prep A state title.
- After averaging 7.4 ppg in non-conference play, contributing to 8.3 ppg in SEC action.

| | MPG | PPG | RPG | APG | BPG | SPG | FG | 3FG | FT |
|---------|------|-----|-----|-----|-----|-----|------|------|------|
| 2021-22 | 18.8 | 7.7 | 3.3 | 0.3 | 0.4 | 0.3 | .345 | .294 | .800 |
| CAREER | 14.6 | 5.8 | 2.4 | 0.3 | 0.3 | 0.2 | .333 | .280 | .806 |



NO. 2 CAM McDOWELL **6-5 • 185 • FR. • POWDER SPRINGS, GA. • ACCOUNTING-INTENDED**

- Named first-team Class 7A All-State in '21 after leading McEachern to state semis.
- Saw first game action against Gardner-Webb with 2 boards and 2 assists in 14 minutes.
- Did not dress for the Texas A&M & Kentucky contests due to a non-COVID illness.

| | MPG | PPG | RPG | APG | BPG | SPG | FG | 3FG | FT |
|---------|------|-----|-----|-----|-----|-----|------|------|------|
| 2021-22 | 14.0 | 1.0 | 2.0 | 2.0 | 0.0 | 1.0 | .000 | .000 | .500 |
| CAREER | 14.0 | 1.0 | 2.0 | 2.0 | 0.0 | 1.0 | .000 | .000 | .500 |



NO. 3 KARIO OQUENDO **6-4 • 215 • SOPH. • TITUSVILLE, FLA. • HOUSING MANAGEMENT & POLICY**

- Did not play senior season of high school to enroll at Florida SouthWestern State.
- Missed the Auburn game due to a lower-body injury.
- Among stat leaders for SEC games, No. 18 in scoring, No. 9 FG pct. & No. 10 in FT pct.

| | MPG | PPG | RPG | APG | BPG | SPG | FG | 3FG | FT |
|---------|------|------|-----|-----|-----|-----|------|------|------|
| 2021-22 | 27.6 | 12.5 | 4.2 | 0.8 | 0.6 | 1.1 | .455 | .221 | .700 |
| CAREER | 27.6 | 12.5 | 4.2 | 0.8 | 0.6 | 1.1 | .455 | .221 | .700 |



NO. 4 TYRON McMILLAN **6-9 • 220 • JR. • NEW ORLEANS, LA. • SOCIOLOGY**

- Ranked as the No. 11 and JUCO prospect in the Class of 2020 by 247Sports.com.
- Got starting nods against Samford & Auburn in Athens last season.
- Scored 7 points and matched his season high with 14 minutes against Alabama.

| | MPG | PPG | RPG | APG | BPG | SPG | FG | 3FG | FT |
|---------|-----|-----|-----|-----|-----|-----|------|------|------|
| 2021-22 | 8.0 | 1.6 | 1.4 | 0.2 | 0.0 | 0.1 | .421 | .000 | .625 |
| CAREER | 7.0 | 1.6 | 1.4 | 0.1 | 0.0 | 0.2 | .422 | .000 | .704 |



NO. 5 CHRISTIAN WRIGHT **6-3 • 185 • FR. • ALPHARETTA, GA. • BUSINESS-INTENDED**

- Scored 1,000 points in 2 seasons at Milton High School before moving to TSF.
- Led TSF to victory at the 2021 Phenom Postgraduate National Championship.
- In 3 double-digit scoring games, put up 55.8 percent of his points (24-of-43) at the line.

| | MPG | PPG | RPG | APG | BPG | SPG | FG | 3FG | FT |
|---------|------|-----|-----|-----|-----|-----|------|------|------|
| 2021-22 | 22.4 | 6.3 | 2.4 | 1.7 | 0.3 | 0.6 | .354 | .276 | .831 |
| CAREER | 22.4 | 6.3 | 2.4 | 1.7 | 0.3 | 0.6 | .354 | .276 | .831 |



NO. 10 AARON COOK **6-2 • 185 • GRAD. • ST. LOUIS, MO. • STRENGTH, FITNESS & CONDITIONING**

- Member of Gonzaga's 2021 NCAA runner-up team before transferring to UGA.
- Became the 18th MBB player in D-I history to participate in 150 career games at Auburn.
- As of 1/27, ranked No. 12 nationally total assists (114) and No. 13 in average (6.0 apg).

| | MPG | PPG | RPG | APG | BPG | SPG | FG | 3FG | FT |
|---------|------|------|-----|-----|-----|-----|------|------|------|
| 2021-22 | 32.8 | 10.0 | 2.6 | 6.0 | 0.3 | 1.4 | .372 | .275 | .738 |
| CAREER | 23.6 | 7.6 | 1.9 | 2.8 | 0.2 | 1.3 | .417 | .330 | .688 |



NO. 11 JAXON ETTER **6-4 • 205 • JR. • WOODSTOCK, GA. • REAL ESTATE**

- A lifelong fans who says playing for UGA "was something I never fathomed growing up."
- Has drawn 19 offensive fouls to date...and 27 in his last 30 games dating back to '20-21.
- Career-high 16 points vs. Vandy...secured first double-digit output in 1st half alone (11).

| | MPG | PPG | RPG | APG | BPG | SPG | FG | 3FG | FT |
|---------|------|-----|-----|-----|-----|-----|------|------|------|
| 2021-22 | 25.2 | 5.6 | 2.8 | 1.7 | 0.1 | 0.6 | .459 | .467 | .735 |
| CAREER | 13.6 | 3.2 | 1.6 | 0.8 | 0.0 | 0.4 | .500 | .459 | .778 |



NO. 12 JOSH TAYLOR **6-9 • 215 • SOPH. • ATLANTA, GA. • HOUSING MANAGEMENT & POLICY**

- At Norcross High School as a senior in 2019-20, one of only 3 Gwinnett County players to average a double-double (11.7 ppg, 10.7 rpg).
- After playing 3 of 13 non-coference games, has seen action in 4 of 6 SEC contests.

| | MPG | PPG | RPG | APG | BPG | SPG | FG | 3FG | FT |
|---------|-----|-----|-----|-----|-----|-----|------|------|------|
| 2021-22 | 5.0 | 1.7 | 1.0 | 0.0 | 0.0 | 0.3 | .625 | .000 | .500 |
| CAREER | 4.0 | 0.9 | 1.3 | 0.0 | 0.1 | 0.2 | .500 | .000 | .500 |



NO. 13 JONATHAN NED **6-9 • 220 • SR. • BRENTWOOD, CALIF. • COMMUNICATIONS**

- Rated as the No. 15 junior college recruit in the Class of 2020 by 247Sports.com.
- Averaged 9.7 ppg in 63 career games played at Eastern Florida State.
- Has not dressed for last 11 games – since G. Mason – due to a foot injury.

| | MPG | PPG | RPG | APG | BPG | SPG | FG | 3FG | FT |
|---------|-----|-----|-----|-----|-----|-----|------|------|------|
| 2021-22 | - | - | - | - | - | - | - | - | - |
| CAREER | 6.6 | 1.6 | 1.4 | 0.1 | 0.2 | 0.1 | .375 | .333 | .000 |



NO. 15 DALEN RIDGINAL **6-7 • 200 • JR. • KANSAS CITY, MO. • CONSUMER ECONOMICS**

- 1 of 2 JUCO players to earn All-America honors in both 2020 & 2021.
- Averaged a double-double of 18.6 ppg and 11.7 rpg in 60 career GPs at Cowley.
- Upped his career high for PT by 9 minutes against Alabama – from 17 vs. GMU to 26.

| | MPG | PPG | RPG | APG | BPG | SPG | FG | 3FG | FT |
|---------|-----|-----|-----|-----|-----|-----|------|------|------|
| 2021-22 | 9.6 | 2.7 | 3.4 | 0.3 | 0.1 | 0.0 | .350 | .308 | .636 |
| CAREER | 9.6 | 2.7 | 3.4 | 0.3 | 0.1 | 0.0 | .350 | .308 | .636 |



NO. 20 NOAH BAUMANN **6-6 • 210 • SR. • PHOENIX, ARIZ. • SPORT MANAGEMENT**

- Owns the two highest single-season 3FG percentage marks ever at San Jose State.
- All told, 71.9 percent (187 of 260) of his career FGs made are 3-pointers.
- In stats for league games only, ranked No. 2 in 3FGs (2.9) and No. 4 in 3FG pct (.408).

| | MPG | PPG | RPG | APG | BPG | SPG | FG | 3FG | FT |
|---------|------|-----|-----|-----|-----|-----|------|------|------|
| 2021-22 | 22.0 | 8.8 | 3.5 | 0.9 | 0.3 | 0.2 | .451 | .432 | .850 |
| CAREER | 19.3 | 6.9 | 2.1 | 1.1 | 0.1 | 0.4 | .418 | .434 | .708 |



NO. 23 BRAELEN BRIDGES **6-11 • 240 • SR. • ATLANTA, GA. • NON-PROFIT LEADERSHIP & MANAGEMENT**

- Played for UGA assistant coach Steve McClain at UIC during the 2019-20 season.
- Exploded for a career-high 24 points – while making 11-of-15 FGs – at Cincinnati.
- Double-digit scorer in a team-best 15 games...and scored 9 in 2 of the other 5 outings.

| | MPG | PPG | RPG | APG | BPG | SPG | FG | 3FG | FT |
|---------|------|------|-----|-----|-----|-----|------|------|------|
| 2021-22 | 27.4 | 12.5 | 5.9 | 1.5 | 0.5 | 0.3 | .618 | .000 | .683 |
| CAREER | 22.2 | 9.9 | 5.1 | 1.1 | 0.6 | 0.3 | .602 | .000 | .655 |











NO. 35 TYRONE BAKER **6-11 • 210 • FR. • FORT MYERS, FLA. • MANAGEMENT-INTENDED**

- Averaged a double-double of 15.8 ppg and 10.7 rpg in 3 seasons of high school hoops.
- The first Bulldog off the bench in the season opener, checking in at the 15:41 mark.
- Out of action indefinitely following injury to right hand in practice on 1/18.

| | MPG | PPG | RPG | APG | BPG | SPG | FG | 3FG | FT |
|---------|-----|-----|-----|-----|-----|-----|------|------|------|
| 2021-22 | 3.3 | 0.7 | 0.7 | 0.0 | 0.3 | 0.3 | .250 | .000 | .000 |
| CAREER | 3.3 | 0.7 | 0.7 | 0.0 | 0.3 | 0.3 | .250 | .000 | .000 |

SEASON HIGHS

CAREER HIGHS

| POINTS | BOARDS | ASSISTS | BLOCKS | STEALS | MINUTES | | POINTS | BOARDS | ASSISTS | BLOCKS | STEALS | MINUTES |
|---------------------------------|--|---|---|--|---|---|--|--|--|--|---|--|
| 17 Ga. Tech (11/19/21) | 12 Virginia (11/22/21) | 4 Cincinnati (11/13/21) | 1 Two times, last JAX (12/7/21) | 2 Jacksonville (12/7/21) | 36 Memphis (12/1/21) |  INGRAM | 28 Bethune-Cookman (12/1/18) | 12 Four times, last MTSU (3/5/21) | 6 Two times, last ODU (1/9/21) | 4 Mercer (12/5/18) | 3 Five times, last La. Tech (2/11/21) | 39 Ohio St. (12/6/16) |
| 20 Wofford (11/28/21) | 5 Four times, last Alabama (1/25/22) | 1 Five times, last Auburn (1/19/22) | 2 Cincinnati (11/13/21) | 1 Six times, last Alabama (1/25/22) | 27 Virginia (11/22/21) |  JABRI | 20 Wofford (11/28/21) | 5 Four times, last Alabama (1/25/22) | 1 Seven times, last Auburn (1/19/22) | 2 Cincinnati (11/13/21) | 1 Seven times, last Alabama (1/25/22) | 27 Virginia (11/22/21) |
| 1 Gardner-Webb (12/29/21) | 2 Gardner-Webb (12/29/21) | 2 Gardner-Webb (12/29/21) | - | 1 Gardner-Webb (12/29/21) | 14 Gardner-Webb (12/29/21) |  McDOWELL | 1 Gardner-Webb (12/29/21) | 2 Gardner-Webb (12/29/21) | 2 Gardner-Webb (12/29/21) | - | 1 Gardner-Webb (12/29/21) | 14 Gardner-Webb (12/29/21) |
| 28 Mississippi St. (1/12/22) | 7 Three times, last Alabama (1/25/22) | 3 Ga. Tech (11/19/21) | 3 Wofford (11/28/21) | 4 S.C. State (11/16/21) | 36 Three times, last Miss. St. (1/12/22) |  OQUENDO | 28 Mississippi St. (1/12/22) | 7 Three times, last Alabama (1/25/22) | 3 Ga. Tech (11/19/21) | 3 Wofford (11/28/21) | 4 S.C. State (11/16/21) | 36 Three times, last Miss. St. (1/12/22) |
| 8 Virginia (11/22/21) | 5 Wofford (11/28/21) | 2 ETSU (12/22/21) | - | 1 Two times, last TAMU (1/4/22) | 14 Two times, last Alabama (1/25/22) |  McMILLAN | 8 Two times, last Virginia (11/22/21) | 8 N. Georgia (12/2/20) | 2 ETSU (12/22/21) | 1 Northeastern (12/22/20) | 1 Six times, last TAMU (1/4/22) | 15 Samford (12/12/20) |
| 17 Memphis (12/1/21) | 6 Memphis (12/1/21) | 5 Wofford (11/28/21) | 2 Cincinnati (11/13/21) | 3 S.C. State (11/16/21) | 38 Memphis (12/1/21) |  WRIGHT | 17 Memphis (12/1/21) | 6 Memphis (12/1/21) | 5 Wofford (11/28/21) | 2 Cincinnati (11/13/21) | 3 S.C. State (11/16/21) | 38 Memphis (12/1/21) |
| 22 S.C. State (11/16/21) | 6 Two times, last Miss. St. (1/12/22) | 12 W. Carolina (12/20/21) | 1 Six times, last S.C. (1/22/22) | 3 Three times, last TAMU (1/4/22) | 37 Vanderbilt (1/15/22) |  COOK | 25 Indiana St. (12/4/18) | 7 Illinois-Wesleyan (11/5/19) | 12 W. Carolina (12/20/21) | 2 Six times, last Loyola-Chi. (1/27/19) | 7 Oakland (11/10/19) | 39 Two times, last Missouri St. (1/12/19) |
| 16 Vanderbilt (1/15/22) | 5 Two times, last ETSU (12/22/21) | 4 Two times, last TAMU (1/4/22) | 1 Northwestern (11/23/21) | 11 11 times, last Alabama (1/25/22) | 35 Auburn (1/19/22) |  ETTER | 16 Vanderbilt (1/15/22) | 5 Two times, last ETSU (12/22/21) | 4 Two times, last TAMU (1/4/22) | 1 Northwestern (11/23/21) | 3 South Carolina (2/27/21) | 35 Auburn (1/19/22) |
| 4 Wofford (11/28/21) | 2 Two times, last S.C. (1/22/22) | - | - | 2 Mississippi St. (1/12/22) | 12 Mississippi St. (1/12/22) |  TAYLOR | 4 Wofford (11/28/21) | 5 Two times, last JAX (12/4/20) | - | 1 Cincinnati (12/19/20) | 2 Mississippi St. (1/12/22) | 12 Mississippi St. (1/12/22) |
| - | - | - | - | - | - |  NED | 7 N. Georgia (12/2/20) | 4 Two times, last Montana (12/8/20) | 1 Two times, last Northeastern (12/22/20) | 1 Three times, last Alabama (2/13/21) | 2 Jacksonville (12/4/20) | 20 N. Georgia (12/2/20) |
| 10 W. Carolina (12/20/21) | 9 W. Carolina (12/20/21) | 1 Four times, last Alabama (1/25/22) | 1 Wofford (11/28/21) | - | 26 Alabama (1/25/22) |  RIDGINAL | 10 W. Carolina (12/20/21) | 9 W. Carolina (12/20/21) | 1 Four times, last Alabama (1/25/22) | 1 Wofford (11/28/21) | - | 26 Alabama (1/25/22) |
| 25 ETSU (12/22/21) | 11 W. Carolina (12/20/21) | 4 W. Carolina (12/20/21) | 1 Four times, last Miss. St. (1/12/22) | 2 W. Carolina (12/20/21) | 36 Gardner-Webb (12/29/21) |  BAUMANN | 29 Utah State (1/16/19) | 11 W. Carolina (12/20/21) | 5 Three times, last N. Mexico (2/27/19) | 2 W. Carolina (12/20/21) | 3 Four times, last N. Mexico (2/13/19) | 40 Stanford (2/18/18) |
| 24 Cincinnati (11/13/21) | 8 Three times, last S.C. St. (11/16/21) | 6 Auburn (1/19/22) | 1 Nine times, last Alabama (1/25/22) | 1 Six times, last Alabama (1/25/22) | 34 Kentucky (1/8/22) |  BRIDGES | 24 Cincinnati (11/13/21) | 14 DePaul (12/14/19) | 6 Auburn (1/19/22) | 3 Youngstown St. (3/5/20) | 1 20 times, last Alabama (1/25/22) | 34 Kentucky (1/8/22) |
| 2 Gardner-Webb (12/29/21) | 1 Two times, last S.C. St. (11/16/21) | - | 1 S.C. State (11/16/21) | 1 FIU (11/9/21) | 4 Two times, last G-Webb (12/29/21) |  BAKER | 2 Gardner-Webb (12/29/21) | 1 Two times, last S.C. St. (11/16/21) | - | 1 S.C. State (11/16/21) | 1 FIU (11/9/21) | 4 Two times, last G-Webb (12/29/21) |