




VANDERBILT®

2022 BASEBALL GAME NOTES



Vanderbilt Athletic Communications • 2601 Jess Neely Dr. Nashville, TN 37212
 Baseball Contact: Josh Foster • Cell: 205.213.5091 • Email: joshua.foster@vanderbilt.edu
 VUCommodores.com • Twitter: @VandyBoys

2022 SCHEDULE/RESULTS

OVERALL: 29-14 | SEC: 10-11 | H: 19-9 | A: 8-5 | N: 2-0

FEBRUARY		All Times CT	
18	#7 Oklahoma State	W, 3-0	Nashville, Tenn.
19	#7 Oklahoma State	L, 4-3	Nashville, Tenn.
20	#7 Oklahoma State	L, 7-5	Nashville, Tenn.
22	North Alabama	Postponed	Nashville, Tenn.
23	Evansville	W, 9-0 (6 inn.)	Nashville, Tenn.
25	Army	W, 7-2	Nashville, Tenn.
26	Army	W, 10-7	Nashville, Tenn.
27	Army	W, 6-0	Nashville, Tenn.

MARCH			
1	Central Arkansas	W, 5-2	Nashville, Tenn.
4	at Hawaii	W, 9-2	Honolulu, Hawaii
5	at Hawaii (DH)	W, 12-1	Honolulu, Hawaii
5	at Hawaii (DH)	W, 13-1	Honolulu, Hawaii
6	at Hawaii	W, 2-1	Honolulu, Hawaii
11	Wagner (DH)	W, 12-7	Nashville, Tenn.
11	Wagner (DH)	W, 13-0	Nashville, Tenn.
13	Wagner	W, 15-5	Nashville, Tenn.
15	Michigan	W, 5-4	Nashville, Tenn.
18	Missouri*	W, 15-2	Nashville, Tenn.
19	Missouri*	W, 6-0	Nashville, Tenn.
20	Missouri	W, 7-4	Nashville, Tenn.
22	vs. Belmont^	W, 13-4	Nashville, Tenn.
25	at South Carolina*	W, 10-0	Columbia, S.C.
26	at South Carolina	L, 8-2	Columbia, S.C.
27	at South Carolina	L, 8-6	Columbia, S.C.
29	vs. Lipscomb^	W, 7-1	Nashville, Tenn.

APRIL			
1	#1 Tennessee*	L, 6-2	Nashville, Tenn.
2	#1 Tennessee*	L, 5-2	Nashville, Tenn.
3	#1 Tennessee*	L, 5-0	Nashville, Tenn.
5	Austin Peay	W, 12-2	Nashville, Tenn.
8	at Auburn*	L, 5-1	Auburn, Ala.
9	at Auburn*	W, 19-4	Auburn, Ala.
10	at Auburn*	L, 8-2	Auburn, Ala.
12	Western Kentucky	W, 7-4	Nashville, Tenn.
15	#23 Florida*	W, 5-4	Nashville, Tenn.
16	#23 Florida*	W, 8-6	Nashville, Tenn.
17	#23 Florida*	L, 4-3	Nashville, Tenn.
19	Tennessee Tech	W, 7-0	Nashville, Tenn.
22	at Kentucky*	W, 10-0	Lexington, Ky.
23	at Kentucky*	L, 3-2	Lexington, Ky.
24	at Kentucky*	W, 5-3	Lexington, Ky.
28	#21 Texas A&M*	L, 5-1	Nashville, Tenn.
29	#21 Texas A&M*	W, 11-1	Nashville, Tenn.
30	#21 Texas A&M*	L, 12-4	Nashville, Tenn.

MAY			
3	#10 Louisville	L, 1-0	Nashville, Tenn.
6	at #22 Georgia*	5:30 p.m.	Athens, Ga.
7	at #22 Georgia*	1 p.m.	Athens, Ga.
8	at #22 Georgia*	Noon	Athens, Ga.
10	Indiana State	6 p.m.	Nashville, Tenn.
13	at Arkansas*	6:30 p.m.	Fayetteville, Ark.
14	at Arkansas*	6:30 p.m.	Fayetteville, Ark.
15	at Arkansas*	2 p.m.	Fayetteville, Ark.
17	Middle Tennessee State	6 p.m.	Nashville, Tenn.
19	LSU*	7 p.m.	Nashville, Tenn.
20	LSU*	6 p.m.	Nashville, Tenn.
21	LSU*	1 p.m.	Nashville, Tenn.
24-29	SEC Tournament%	TBA	Hoover, Ala.

JUNE			
3-6	NCAA Regionals	TBA	TBD
10-12	NCAA Super Regionals	TBA	TBD
18-25	College World Series	TBA	Omaha, Neb.

* Southeastern Conference game
 ^ First Horizon Park
 % Hoover Met Stadium
 + NCAA College World Series (Omaha, Neb.)

GAMES 44-46

VANDERBILT COMMODORES (29-14, 10-11 SEC) vs. **NO. 22 GEORGIA** (31-14, 12-9 SEC)

May 6-8, 2022 • Athens, Ga. • Foley Field (2,760)

VANDERBILT
 Record: 29-14 Overall, 10-11 SEC
 Home / Away / Neutral: 19-9 / 8-5 / 2-0
 Rankings: D1: -- | NCBWA: 26 | Coaches: 23
 BA: -- | CB: 14 | PG: --
 Head Coach: Tim Corbin
 Career Record: 937-529-1 (25th)
 Record at Vanderbilt: 831-391-1 (20th)

GEORGIA
 Record: 31-14 Overall, 12-9 SEC
 Home / Away / Neutral: 25-5 / 5-6 / 1-1
 Rankings: D1: 22 | NCBWA: 17 | Coaches: 16
 BA: 22 | CB: 24 | PG: 25
 Head Coach: Scott Stricklin
 Career Record: 615-387-1 (18th)
 Record at Georgia: 265-200-1 (9th)

TRENDING: Vanderbilt is set to travel to Athens this weekend for a road series at No. 22 Georgia.

- The Commodores are looking to bounce back after losing two straight. Vandy dropped the series finale against Texas A&M before falling to Louisville in the midweek.
- The loss to Louisville snapped a 28-game winning streak in midweek home games for Vanderbilt, which dated to March 2019. The Doers had also won nine consecutive midweek matchups overall prior to suffering the setback on Tuesday.
- Vandy has won two of its last three SEC series, including picking up its first road conference series two weeks ago at Kentucky. The Commodores won the bookend games of the three-game set against the Wildcats.

STARTING FROM BEHIND: Vanderbilt has had to battle back in most of its SEC games recently after falling to early deficits.

- The opponent has scored first in 11 of the last 15 conference games against the Commodores, which spans across Vandy's last five SEC series.
- Vanderbilt is 4-9 in conference action when opponents score first. The opponent has scored first in nine of Vanderbilt's 11 losses in conference action.

LEADOFF PRODUCTION: The Commodores have had significant success in games where leadoff man **Enrique Bradfield Jr.** scores a run.

- In SEC play, the Vanderbilt offense is averaging 7.5 runs (14 games) in games when Bradfield scores at least one run, while averaging 2.3 runs (seven games) in the contests he does not score.
- Nine of Vanderbilt's 11 losses in conference action have come when the offense scores three runs or less.
- The Commodores own a 10-4 record in SEC play when Bradfield scores, and are 0-7 in conference action when the sophomore outfielder does not score.

THREAT ON THE BASES: The running game has been one of the strengths of the Vanderbilt offense this season.

- The Commodores rank second in the SEC in stolen bases with 59 on the year.
- Vanderbilt is 59-of-68 on stolen base attempts, as the team has only been caught stealing nine times.
- Sophomore **Enrique Bradfield Jr.** leads the conference in stolen bases and is a perfect 28-of-28 on his attempts this year.

SERIES HISTORY: Friday's series opener will mark the 242nd time that Vanderbilt and Georgia have met in the all-time history between the two programs.

- The Commodores trail in the all-time series, with a 118-123 record against the Bulldogs.

DEFENSIVE DOERS: The Vanderbilt defense has been strong this season, specifically across SEC play.

- The Commodores rank first in the league in fielding percentage across conference action, fielding at a mark of .991.
- Vandy has committed just seven errors in 738 chances in conference action entering the weekend.
- The Doers rank third overall in the conference in fielding percentage with a .982 mark across the season.

THE KOMMODORES: The Vanderbilt pitching staff has totaled 474 strikeouts on the season, averaging 11.3 strikeouts per nine innings.

- The Commodores rank third in the nation in strikeouts per nine, while placing first in the SEC.
- The duo of **Carter Holton** and **Chris McElvain** are both ranked in the top 10 of the SEC in strikeouts. Holton ranks third with 76 and McElvain sits at fifth with 74.

EVERYDAY SPENCE: Junior **Spencer Jones** has turned into an everyday player for Vanderbilt in his third season, starting 41 of the team's 42 games so far.

- Jones started only 24 of Vanderbilt's 67 games last season, with all of his starts coming at designated hitter.
- Through the first half of the season, Jones has already surpassed his career totals entering the season in less at-bats.
- Season(s) GP-GS AB R H HR RBI**
 2020-21 48-32 129 24 33 3 13
 2022 42-42 153 39 54 7 37
- Jones ranks ninth in the conference in batting average with a mark of .353, while placing second in doubles with 16.

CO-NO IN THE COMMONWEALTH: In a dominating performance, the Vanderbilt pitching staff combined to throw a no-hitter in the series opener at Kentucky.

- The duo of **Chris McElvain** and **Christian Little** combined to hold the Wildcats hitless. McElvain worked the first 7.0 innings, while Little covered the final 2.0 frames.
- The no-hitter served as the program's first combined no-hitter since four different pitchers completed the feat (Jensen Lewis, Nick Pilkington, John Scott and Matt Buschmann) at Western Kentucky on May 6, 2003.
- With the performance, the Vanderbilt pitching staff has now tossed a no-hitter in three of the last four seasons.
- Pitcher Opponent (Date)**
 Kumar Rocker vs. Duke (June 8, 2019)
 Jack Leiter vs. South Carolina (March 20, 2021)
C. McElvain, C. Little at Kentucky (April 22, 2022)

ANCHORING THE MIDWEEK: Freshman left-hander **Devin Futrell** has anchored the midweek starting spot for the Vanderbilt pitching staff.

- Futrell owns an 8-1 record on the campaign. His eight wins tie him for second in the nation entering the weekend, while tying for the SEC lead.
- He owns a team-best WHIP of 0.80, which places him third in the conference and fifth the nation.
- Futrell's 9.17 strikeout-to-walk ratio places him second in the SEC and ninth in the country.
- The rookie southpaw notched a complete game against Lipscomb on March 29, allowing just one earned run.

SHUTOUT SEASON: The Vanderbilt pitching staff has recorded eight shutouts this season, a total that leads the nation.

- The Commodores shutout Oklahoma State on Opening Day, and have also shut out Evansville, Army, Wagner, Missouri, South Carolina, Tennessee Tech and Kentucky.
- Vanderbilt has already matched its shutout total from last season, which ranked first in the SEC and tied for third in the country.

STATISTICALLY SPEAKING: The Commodores rank among tops in the nation and the SEC in multiple statistical categories.

Stat	National Rank	SEC Rank	Value
ERA	4th	2nd	3.10
Fielding %	9th	3rd	.982
Hits Allowed/9 inn.	3rd	2nd	6.55
Shutouts	1st	1st	8
Strikeouts/9 inn.	3rd	1st	11.3
WHIP	3rd	2nd	1.12

WINNING WAYS: Vanderbilt had won 18 games in a row prior to its two setbacks in the final two games of the series at South Carolina.

- The 18-game winning streak marked the second-longest in program history, finishing one game shy of the team's 19-game streak during the 2007 season.
 - Vandy outscored its opponents by a margin of 169-51 across the 18-game stretch.
 - The Commodores have had four winning streaks of 12 games or more since 2013.
- | Season | Streak | Start-End |
|-------------|-----------|-------------------------|
| 2007 | 19 | Feb. 9-March 16 |
| 2022 | 18 | Feb. 23-March 24 |
| 2013 | 14 | April 20-May 16 |
| 2019 | 13 | April 16-May 10 |
| 2019 | 12 | May 12-June 2 |

YEAR 20 FOR NO. 4: Vanderbilt skipper **Tim Corbin** is in his 20th season at the helm of the Commodore baseball program.

- Corbin's record of 831-391-1 (.680) is first all-time in wins at Vanderbilt and first in winning percentage for coaches with 100 games or more.
- Corbin ranks second among active all-time winningest SEC baseball coaches in SEC games with a record of 316-227-1 entering the weekend.

WHAT'S NEXT: Following the matchup with Georgia, Vanderbilt will return home to face Indiana State in the midweek on Tuesday.

- The Commodores will head to Fayetteville next weekend to face Arkansas on the road for an SEC series.

VANDERBILT RECORD WHEN ...

	2022
SEC Standing	T-7th
SEC East Standing	3rd
Home/Road/Neutral	19-9/8-5/2-0
Day/Night	17-8/12-6
vs. RH/LH starters	23-11/6-3
Leading after 6 innings	25-0
Tied after 6 innings	1-0
Trailing after 6 innings	2-14
Leading after 7 innings	25-0
Tied after 7 innings	1-0
Trailing after 7 innings	1-14
Leading after 8 innings	25-0
Tied after 8 innings	1-1
Trailing after 8 innings	1-13
Vanderbilt scores first	22-3
Opponents score first	7-11
Shutouts	8-2
Scoring less than 3 runs	1-9
Scoring 3 to 5 runs	5-4
Scoring 6 or more runs	23-1
Vanderbilt hits HR/hit 0 HR	22-6/7-8
1-run/2-run games	3-4/2-2
Walk-offs	2-0
Extra innings (home/road/neutral)	0-1/0-0/0-0
Series openers/finales	8-3/5-6
Series W-L (home)	4-3
Series W-L (road)	2-2
Series W-L (neutral)	0-0
Series W-L (total)	6-5
Three-game sweeps (home/road)	3-1/1-0
Come-from-behind-wins	9

UPCOMING CAREER MILESTONES

Enrique Bradfield Jr.	150 Hits (128)
Enrique Bradfield Jr.	100 Stolen Bases (75)
Dominic Keegan	175 Hits (156)
Chris McElvain	150 Strikeouts (139)
Parker Noland	100 Hits (99)
Patrick Reilly	150 Strikeouts (111)
Carter Young	150 Hits (112)

2022 TEAM LEADERS

Batting	
Hits	Dominic Keegan (63)
Doubles	Spencer Jones (16)
Triples	Enrique Bradfield Jr. (5)
HR	Dominic Keegan (8)
RBI	Dominic Keegan (43)
Runs	Enrique Bradfield Jr. (44)
SB	Enrique Bradfield Jr. (28)
BB	Enrique Bradfield Jr. (30)
AVG	Dominic Keegan (.394)
OBP	Dominic Keegan (.468)
SLG	Dominic Keegan (.656)

Pitching	
ERA (reliever)	Four players (0.00)
ERA (starter)	Devin Futrell (2.03)
Wins	Devin Futrell (8)
Saves	Thomas Schultz (6)
Appearances	Thomas Schultz (16)
Starts	Carter Holton/Chris McElvain (11)
Innings (reliever)	Patrick Reilly (41.0)
Innings (starter)	Chris McElvain (58.2)
Strikeouts (reliever)	Patrick Reilly (58)
Strikeouts (starter)	Carter Holton (76)

VANDERBILT IN THE NATIONAL RANKINGS

DATE	BA	NCBWA	CB	USA	D1	PG
Preseason	2	2	2	2	3	1
Feb. 21	7	9	4	2	5	5
Feb. 28	7	6	4	5	5	5
March 7	7	3	2	2	4	2
March 14	6	1	1	3	4	2
March 21	5	1	1	1	4	2
March 28	11	5	3	5	9	7
April 4	19	10	6	12	16	11
April 11	--	17	11	17	--	24
April 18	--	20	5	19	--	19
April 25	--	22	6	22	--	18
May 2	--	26	14	23	--	--
May 9	--	--	--	--	--	--
May 16	--	--	--	--	--	--
May 23	--	--	--	--	--	--
May 30	--	--	--	--	--	--
June 6	--	--	--	--	--	--
June 15	--	--	--	--	--	--
JUNE 15						

*For consistency, Vanderbilt uses the D1Baseball.com (D1) poll as its primary ranking.

PROBABLE PITCHING MATCHUP

DATE	OPPONENT	VANDERBILT STARTER	OPPOSING STARTER
May 6	Georgia	TBD	RHP Nolan Crisp (1-2, 4.72 ERA)
May 7	Georgia	RHP Chris McElvain (5-3, 3.53 ERA)	RHP Jonathan Cannon (8-1, 2.04 ERA)
May 8	Georgia	LHP Carter Holton (5-3, 4.23 ERA)	LHP Liam Sullivan (3-2, 5.12 ERA)

SEASON HIGHS AND LOWS

TEAM BATTING

Most runs, game _____ 19, at Auburn (4/09/22)
 Most runs, inning _____ 10, 5th Inn., vs. Belmont (3/22/22)
 Most hits, game _____ 23, at Auburn (4/09/22)
 Most hits, inning _____ 8, 4th Inn., at Auburn (4/09/22)
 Fewest hits, game _____ 2, 2x, last at Auburn (4/08/22)
 Most doubles, game _____ 10, at Auburn (4/09/22)
 Most triples, game _____ 2, vs. Texas A&M (4/29/22)
 Most home runs, game _____ 4, 2x, last at Auburn (4/09/22)
 Most home runs, inning _____ 2, 5x, last 1st inn., vs. Texas A&M (4/30/22)
 Most extra-base hits _____ 14, at Auburn (4/09/22)
 Most stolen bases, game _____ 5, vs. Lipscomb (3/29/22)
 Most walks, game _____ 12, at Kentucky (4/22/22)
 Most strikeouts, game _____ 15, at Auburn (4/08/22)
 Most hit by pitch, game _____ 6, vs. Tennessee Tech (4/19/22)
 Most left on base _____ 14, at Kentucky (4/22/22)

INDIVIDUAL PITCHING

Most innings pitched, starter _____ 9.0, Devin Futrell vs. Lipscomb (3/29/22)
 Fewest innings pitched, starter _____ 1.1, Carter Holton at South Carolina (3/25/22)
 Most innings pitched, reliever _____ 5.2, Patrick Reilly at South Carolina (3/25/22)
 Most strikeouts, starter _____ 13, 2x, last Carter Holton vs. Wagner (3/11/22)
 Most strikeouts, reliever _____ 14, Patrick Reilly at South Carolina (3/25/22)
 Most walks allowed _____ 4, 8x, last Bryce Cunningham vs. Texas A&M (4/30/22)
 Most runs allowed _____ 7, 2x, last Bryce Cunningham vs. Texas A&M (4/30/22)
 Most earned runs allowed _____ 7, 2x, last Bryce Cunningham vs. Texas A&M (4/30/22)
 Most hits allowed _____ 7, 4x, last Bryce Cunningham vs. Florida (4/17/22)
 Fewest hits allowed, CG _____ 2, Devin Futrell vs. Lipscomb (3/29/22)
 Most home runs allowed _____ 3, Carter Holton vs. Florida (4/16/22)
 Most pitches thrown _____ 109, Carter Holton vs. Missouri (3/19/22)

INDIVIDUAL BATTING

Most hits _____ 5, Jack Bulger at Auburn (4/09/22)
 Most runs _____ 4, Spencer Jones at Auburn (4/09/22)
 Most doubles _____ 3, Dominic Keegan at Auburn (4/09/22)
 Most triples _____ 1, 12x, last Dominic Keegan vs. Texas A&M (4/29/22)
 Most home runs _____ 1, 48x, last Enrique Bradfield Jr. vs. Texas A&M (4/29/22)
 Most extra-base hits _____ 3, 2x, last Keegan/Noland at Auburn (4/09/22)
 Most total bases _____ 9, Enrique Bradfield Jr. vs. Missouri (3/18/22)
 Most RBIs _____ 5, Javier Vaz at Hawaii (3/5/22)
 Most stolen bases _____ 4, Enrique Bradfield Jr. at Kentucky (4/23/22)
 Most walks _____ 3, 9x, last Enrique Bradfield Jr. vs. Lipscomb (3/29/22)
 Most strikeouts _____ 4, 2x, last Carter Young vs. Oklahoma State 2/20/22)
 Longest hitting streak _____ 11, 2x, last Spencer Jones (4/8/22-pres.)

MISCELLANEOUS TEAM

Longest winning streak _____ 18 games, (2/23-3/24)
 Longest losing streak _____ 3 games, 4/1-4/3/22)
 Most games over .500 _____ 16 games, (3/24/22)
 Most games under .500 _____ 1 game, (2/20/22)
 Longest game, innings _____ 10 inn., vs. Florida (4/17/22)
 Longest game, time _____ 3:35, at Auburn (4/09/22)
 Shortest game, time _____ 1:58 (6 inn.), vs. Evansville (2/23/22)
 Largest crowd, Hawkins Field _____ 3,802, 17x, last vs. Louisville (5/3/22)
 Smallest crowd, Hawkins Field _____ 854, vs. Evansville 2/23/22)
 Largest crowd, road _____ 8,032, at South Carolina (3/26/22)
 Smallest crowd, road _____ 0, vs. Belmont (3/22/22)
 Largest winning margin _____ 15, at Auburn (4/09/22)
 Largest losing margin _____ 8, vs. Texas A&M (4/30/22))
 Largest deficit overcome to win _____ 4, vs. Florida (4/16/22)
 Largest lead relinquished to lose _____ 2, at Kentucky (4/23/22)
 Most double plays turned _____ 2, 4x, last at Kentucky (4/24/22)
 Most double plays turned by opponent _____ 3, 2x, last vs. Wagner (3/11/22)
 Most errors _____ 4, vs. Central Arkansas (3/1/22)
 Most errors by an opponent _____ 3, 3x, last vs. Austin Peay (4/5/22)
 Most stolen bases by an opponent _____ 4, at Hawaii (3/5/22)

TEAM PITCHING

Most walks _____ 8, vs. Texas A&M (4/30/22)
 Fewest walks _____ 1, 8x, last vs. Tennessee Tech (4/19/22)
 Most runs allowed, game _____ 12, vs. Texas A&M (4/30/22)
 Most runs allowed, inning _____ 5, 2nd inn. vs. Texas A&M (4/30/22)
 Most hits allowed, game _____ 13, at Auburn (4/10/22)
 Most hits allowed, inning _____ 5, 2nd inn. vs. Texas A&M (4/30/22)
 Fewest hits allowed, game _____ 0, at Kentucky (4/22/22)
 Most home runs allowed, game _____ 4, vs. Florida (4/16/22)
 Most consecutive scoreless inn. _____ 17, 2x, last (4/19-23/22)

HOME RUN NOTES

HOMERS AT HOME: 33

HOMERS ON THE ROAD: 16

SOLO HOMERS: 28

2-RUN HOMERS: 15

3-RUN HOMERS: 5

GRAND SLAMS: 1

2-HOME RUN GAMES BY VANDERBILT (0 in 2022)

Last: Dominic Keegan, 6/4/21 vs. Presbyterian

3-HOME RUN GAMES BY VANDERBILT (0 IN 2022)

Last: Connor Kaiser, 6/3/18 at Clemson

PINCH-HIT HOME RUNS BY VANDERBILT (1 IN 2022)

Last: Troy LaNeve, 4/09/22 at Auburn

GRAND SLAMS BY VANDERBILT (1 IN 2022)

Last: Javier Vaz, 3/5/22 at Hawaii

FIRST-INNING LEADOFF HOME RUNS BY VANDERBILT (2 IN 2022)

Last: Enrique Bradfield Jr., 4/24/22 at Kentucky

WALK-OFF HOME RUNS (0 IN 2022)

Last: JJ Bleday, 6/9/18 vs. Mississippi State, 11th inning

INSIDE-THE-PARK HOME RUNS BY VANDERBILT (0 IN 2022)

Last: Will Toffey, 3/22/17 vs. Belmont

BACK-TO-BACK HOME RUNS BY VANDERBILT (3 IN 2022)

Last: Spencer Jones/Dominic Keegan, 4/29/22 vs. Texas A&M

PITCHING GAME-BY-GAME AND CAREER STATS

#17 RYAN GINTHER, LHP - FR.

MOST RECENT APP: (3/13 vs. Wagner) 1.0, 3 H, 3 R/3 ER, 1 BB/2 K

- In-state product who attended Station Camp High School (Hendersonville, Tenn.)
- The top-ranked left-handed pitcher in the state of Tennessee according to Perfect Game
- 2020 Perfect Game All-American Classic participant
- Helped lead Station Camp to a district championship in 2019

2022 SEASON TOTALS

OPPONENT	ERA	W-L-S	G/GS	IP	H	R	ER	BB	SO	HR	NP
(3/5) at Hawaii-2	0.00	0-0-0	1/0	1.0	0	0	0	0	2	0	16
(3/13) Wagner	13.50	0-0-0	1/0	1.0	3	3	3	1	2	0	24
TOTALS	13.50	0-0-0	1/0	2.0	3	3	3	1	4	0	--

CAREER TOTALS

YEAR	ERA	W-L	APP/GS	SV	IP	H	R	ER	BB	SO	B/AVG
2022	13.50	0-0	2/0	0	2.0	3	3	3	1	4	.333
TOTALS	13.50	0-0	2/0	0	2.0	3	3	3	1	4	.333

CAREER SEC TOTALS

YEAR	ERA	W-L	APP/GS	SV	IP	H	R	ER	BB	SO	B/AVG
2022	--	--	--	--	--	--	--	--	--	--	--
TOTALS	--	--	--	--	--	--	--	--	--	--	--

#20 CARTER HOLTON, LHP - FR.

MOST RECENT APP: (4/29 vs. Texas A&M) GS, W, 5.0 IP, 4 H, 4 BB/7 K

- Named SEC Co-Freshman of the Week on March 21
- Nation's top left-handed pitcher according to Perfect Game
- 2020 Perfect Game All-American Classic participant
- Tossed three perfect games and two no-hitters over the course of his high school career
- Drafted in the 19th round of the 2021 MLB Draft by the Milwaukee Brewers out of high school

2022 SEASON TOTALS

OPPONENT	ERA	W-L-S	G/GS	IP	H	R	ER	BB	SO	HR	NP
(2/20) Oklahoma State	9.00	0-0-0	1/1	4.0	3	4	4	3	7	1	70
(2/26) Army	5.40	1-0-0	1/1	6.0	2	2	2	0	6	1	77
(3/5) at Hawaii-1	3.71	1-0-0	1/1	7.0	2	1	1	1	9	0	90
(3/11) Wagner-2	2.74	1-0-0	1/1	6.0	1	0	0	1	13	0	83
(3/19) Missouri	2.10	1-0-0	1/1	7.0	3	0	0	1	10	0	109
(3/25) at South Carolina	4.02	0-1-0	1/1	1.1	7	7	7	1	2	1	43
(4/2) Tennessee	3.89	0-1-0	1/1	5.2	5	5	2	3	9	1	99
(4/9) at Auburn	4.14	0-0-0	1/1	4.1	7	3	3	2	2	2	94
(4/16) Florida	4.57	0-0-0	1/1	4.0	4	4	4	4	8	3	92
(4/23) at Kentucky	4.65	0-1-0	1/1	5.0	4	3	3	1	3	1	71
(4/29) Texas A&M	4.23	1-0-0	1/1	5.0	4	0	0	4	7	0	98
TOTALS	4.23	5-3-0	11/11	55.1	42	29	26	21	76	10	--

CAREER TOTALS

YEAR	ERA	W-L	APP/GS	SV	IP	H	R	ER	BB	SO	B/AVG
2022	4.23	5-3	11/11	0	55.1	42	29	26	21	76	.205
TOTALS	4.23	5-3	11/11	0	55.1	42	29	26	21	76	.205

CAREER SEC TOTALS

YEAR	ERA	W-L	APP/GS	SV	IP	H	R	ER	BB	SO	B/AVG
2022	5.29	2-3	7/7	0	32.1	34	22	19	16	41	.264
TOTALS	5.29	2-3	7/7	0	32.1	34	22	19	16	41	.264

#29 NICK MALDONADO, RHP - JR.

MOST RECENT APP: (4/30 vs. Texas A&M) 3.1 IP, 3 H, 2 R/2 ER, 5 K

- Made a team-high 28 appearances in 2021
- Spotted a 2.31 ERA last season -- the lowest of all Commodore relief pitchers
- Tied for the team lead in saves with nine last campaign
- Majoring in human and organizational development

2022 SEASON TOTALS

OPPONENT	ERA	W-L-S	G/GS	IP	H	R	ER	BB	SO	HR	NP
(2/19) Oklahoma State	4.50	0-1-0	1/1	4.0	6	4	2	1	3	0	68
(2/27) Army	2.25	1-0-0	1/1	4.0	4	0	0	1	3	0	67
(3/6) at Hawaii	1.50	0-0-0	1/1	4.0	2	1	0	2	1	0	50
(4/16) Florida	2.77	1-0-0	1/0	1.0	2	2	2	0	1	1	18
(4/19) Tennessee Tech	2.57	0-0-0	1/0	1.0	0	0	0	1	2	0	14
(4/24) at Kentucky	2.76	0-0-0	1/0	2.1	2	2	1	2	2	0	36
(4/30) Texas A&M	3.20	0-0-0	1/0	3.1	3	2	2	0	5	1	63
TOTALS	3.20	2-1-0	7/3	19.2	19	11	7	7	17	2	--

2021 SEASON TOTALS

OPPONENT	ERA	W-L-S	G/GS	IP	H	R	ER	BB	SO	HR	NP
(2/22) Wright State-2	0.00	0-0-0	1/0	1.0	0	0	0	2	1	0	27
(2/26) Georgia State	0.00	0-0-0	1/0	1.2	0	0	0	0	1	0	14
(2/28) Georgia State-1	0.00	0-0-0	1/0	1.2	0	0	0	0	2	0	19
(3/7) Illinois-Chicago	0.00	0-0-0	1/0	1.0	2	0	0	0	2	0	25
(3/13) at Oklahoma State	0.00	0-0-0	1/0	1.0	0	0	0	0	2	0	10
(3/16) Belmont	0.00	0-0-1	1/0	1.0	1	0	0	0	1	0	14
(3/21) South Carolina	2.16	0-1-0	1/0	1.0	2	2	2	0	2	0	15
(3/27) at Missouri	1.59	0-0-0	1/0	3.0	1	0	0	0	4	0	37
(4/2) at LSU	1.26	0-0-1	1/0	3.0	1	0	0	1	4	0	39
(4/8) Georgia	1.17	0-0-0	1/0	1.0	0	0	0	0	1	0	12
(4/9) Georgia	1.10	1-0-0	1/0	1.0	1	0	0	0	1	0	10
(4/16) at Tennessee	0.98	0-0-0	1/0	2.0	0	0	0	0	2	0	30
(4/18) at Tennessee	0.90	0-0-0	1/0	1.2	0	0	0	0	2	0	13
(4/25) Mississippi State	0.77	0-0-1	1/0	3.1	0	0	0	1	4	0	33
(4/30) at Florida	0.72	0-0-0	1/0	1.2	2	0	0	0	4	0	37
(5/7) Alabama	0.66	0-0-1	1/0	2.1	1	0	0	1	1	0	33
(5/11) North Alabama	0.64	0-0-1	1/0	1.0	1	0	0	0	0	0	15
(5/16) at Ole Miss	1.15	0-0-0	1/0	3.0	4	2	2	0	1	1	39
(5/21) Kentucky	1.11	0-0-0	1/0	1.0	2	0	0	0	1	0	20
(5/22) Kentucky	2.12	0-1-0	1/0	1.2	4	4	4	0	3	1	35
(5/28) vs. Ole Miss	2.23	0-0-0	1/0	2.1	1	1	1	0	3	1	28
(6/5) Georgia Tech	2.52	0-0-1	1/0	3.0	1	2	2	1	4	1	47
(6/6) vs. Georgia Tech	2.50	0-0-1	1/0	0.1	0	0	0	0	0	0	3
(6/11) East Carolina	2.47	0-0-0	1/0	0.1	0	0	0	0	0	0	4
(6/12) vs. East Carolina	2.36	0-0-1	1/0	2.0	0	0	0	0	2	0	21
(6/19) vs. Arizona	2.42	0-0-0	1/0	2.2	2	1	1	0	4	0	48
(6/23) vs. Stanford	2.45	0-0-0	1/0	3.0	4	1	1	1	3	0	51
(6/28) vs. Mississippi State	2.31	0-0-1	1/0	3.0	2	0	0	0	4	0	46
TOTALS	2.31	1-2-9	28/0	50.2	32	13	13	7	59	4	--

2020 SEASON TOTALS

OPPONENT	ERA	W-L-S	G/GS	IP	H	R	ER	BB	SO	HR	NP
(2/16) vs. Cal Poly	0.00	0-0-0	1/0	2.0	1	0	0	0	0	0	23
(2/26) Saint Louis	4.50	0-0-0	1/0	2.0	6	2	2	0	5	0	42
(3/3) Central Arkansas	3.00	0-0-0	1/0	2.0	0	0	0	1	1	0	23
(3/11) Toledo	2.70	0-0-0	1/0	0.2	0	0	0	0	0	0	8
TOTALS	2.70	0-0-0	4/0	6.2	7	2	2	1	6	0	--

CAREER TOTALS

YEAR	ERA	W-L	APP/GS	SV	IP	H	R	ER	BB	SO	B/AVG
2020	2.70	0-0	4/0	0	6.2	7	2	2	1	6	.269
2021	2.31	1-2	28/0	9	50.2	32	13	13	7	59	.173
2022	3.20	2-1	7/3	0	19.2	19	11	7	7	17	.253
TOTALS	2.57	3-3	39/3	9	77.0	58	26	22	15	82	.203

CAREER SEC TOTALS

YEAR	ERA	W-L	APP/GS	SV	IP	H	R	ER	BB	SO	B/AVG
2021	2.81	1-2	13/0	3	25.2	18	8	8	3	30	.186
2022	6.75	1-0	3/0	0	6.2	7	6	5	2	8	.259
TOTALS	3.62	2-2	16/0	3	32.1	25	14	13	5	38	.202

PITCHING GAME-BY-GAME AND CAREER STATS

#30 NELSON BERKWICH, LHP - SO.

MOST RECENT APP: (5/3 vs. Louisville) 1.0 IP, 1 K

- Nation's 17th-best left-handed pitcher by Perfect Game
- 25-4 career record at American Heritage across 212.0 career innings
- 2017 USA Baseball Gold Medalist
- Majoring in human and organizational development

2022 SEASON TOTALS

OPPONENT	ERA	W-L-S	G/GS	IP	H	R	ER	BB	SO	HR	NP
(2/19) Oklahoma State	0.00	0-0-0	1/0	1.0	0	0	0	0	0	0	13
(2/25) Army	0.00	0-0-0	1/0	0.1	0	0	0	0	1	0	5
(3/1) Central Arkansas	0.00	0-0-0	1/0	0.0	0	1	0	1	0	0	13
(3/15) Michigan	0.00	0-0-0	1/0	1.0	0	0	0	0	2	0	18
(3/20) Missouri	0.00	1-0-0	1/0	1.1	1	0	0	0	3	0	21
(3/24) at South Carolina	0.00	0-0-0	1/0	1.0	1	0	0	0	2	0	12
(4/2) Tennessee	0.00	0-0-0	1/0	1.0	0	0	0	1	1	0	13
(4/12) Western Kentucky	0.00	0-0-0	1/0	1.0	2	0	0	1	1	0	23
(4/24) at Kentucky	0.00	0-0-0	1/0	0.0	1	0	0	0	0	0	6
(4/30) Texas A&M	0.00	0-0-0	1/0	1.0	1	0	0	1	2	0	23
(5/3) Louisville	0.00	0-0-0	1/0	1.0	0	0	0	0	1	0	12
TOTALS	0.00	1-0-0	11/0	8.2	6	1	0	4	13	0	--

2021 SEASON TOTALS

OPPONENT	ERA	W-L-S	G/GS	IP	H	R	ER	BB	SO	HR	NP
(2/28) Georgia State-2	9.00	0-0-0	1/0	1.0	2	1	1	0	0	0	17
(3/26) at Missouri	4.50	0-0-0	1/0	1.0	2	3	0	1	1	1	24
(4/20) Austin Peay	3.00	0-0-0	1/0	1.0	0	0	0	0	2	0	8
(4/24) Mississippi State	2.25	0-0-0	1/0	1.0	1	0	0	0	1	0	14
(4/30) at Florida	6.23	0-0-0	1/0	0.1	3	3	2	0	1	1	16
(5/4) at Louisville	4.26	0-0-0	1/0	2.0	0	0	0	0	2	0	24
(5/11) North Alabama	3.24	1-0-0	1/0	2.0	0	0	0	1	2	0	37
(5/18) Florida International	2.79	0-0-0	1/0	1.1	1	0	0	0	4	0	19
(5/27) vs. Arkansas	2.31	0-0-0	1/0	2.0	1	0	0	1	1	0	33
(6/29) vs. Mississippi State	3.07	0-0-0	1/0	3.0	6	2	2	0	5	0	55
TOTALS	3.07	1-0-0	10/0	14.2	16	9	5	3	19	2	--

CAREER TOTALS

YEAR	ERA	W-L	APP/GS	SV	IP	H	R	ER	BB	SO	B/AVG
2021	3.07	1-0	10/0	0	14.2	16	9	5	3	19	.267
2022	0.00	1-0	11/0	0	8.2	6	1	0	4	13	.182
TOTALS	1.93	2-0	21/0	0	23.1	22	10	5	7	32	.237

CAREER SEC TOTALS

YEAR	ERA	W-L	APP/GS	SV	IP	H	R	ER	BB	SO	B/AVG
2021	7.71	0-0	3/0	0	2.1	6	6	2	1	3	.400
2022	0.00	1-0	5/0	0	4.1	4	0	0	2	8	.235
TOTALS	2.70	1-0	8/0	0	6.2	10	6	2	3	11	.313

#33 HUNTER OWEN, LHP - SO.

MOST RECENT APP: (4/10 at Auburn) 4.0 IP, 4 H, 2 R/2 ER, 3K

- Maine's top-ranked overall player and southpaw according to Perfect Game
- 2019 Gatorade State Player of the Year in Maine
- Multi-sport athlete who competed in football for two years and basketball for four seasons
- Undeclared major

2022 SEASON TOTALS

OPPONENT	ERA	W-L-S	G/GS	IP	H	R	ER	BB	SO	HR	NP
(2/20) Oklahoma State	3.00	0-0-0	1/0	3.0	5	1	1	0	6	0	46
(2/27) Army	1.29	0-0-0	1/0	4.0	1	0	0	1	6	0	62
(3/5) at Hawaii-2	0.90	1-0-0	1/0	3.0	1	0	0	2	6	0	49
(3/13) Wagner	1.29	1-0-0	1/0	4.0	4	1	1	1	4	0	60
(3/20) Missouri	3.12	0-0-0	1/1	3.1	3	4	4	2	5	0	65
(3/26) at South Carolina	4.91	0-1-0	1/0	1.0	2	4	4	2	1	1	41
(4/1) Tennessee	3.97	0-0-0	1/0	4.1	2	0	0	0	7	0	68
(4/10) at Auburn	4.05	0-0-0	1/0	4.0	4	2	2	0	3	1	61
TOTALS	4.05	2-1-0	8/1	26.2	22	12	12	8	38	2	--

2021 SEASON TOTALS

OPPONENT	ERA	W-L-S	G/GS	IP	H	R	ER	BB	SO	HR	NP
(2/24) Western Kentucky	0.00	0-0-0	1/0	2.0	1	0	0	0	4	0	32
(2/28) Georgia State-1	5.40	0-0-0	1/0	1.1	1	2	2	2	1	0	26
(3/13) at Oklahoma State-2	4.15	0-0-0	1/0	1.0	0	0	0	2	0	0	20
(4/6) UT-Martin	4.26	0-0-0	1/0	2.0	2	1	1	2	3	0	34
(4/10) Georgia	4.05	0-0-0	1/0	0.1	1	0	0	0	0	0	6
(4/13) Eastern Kentucky	4.70	0-0-0	1/0	1.0	3	1	1	0	1	0	26
(4/18) at Tennessee	4.50	0-0-0	1/0	0.1	0	0	0	0	0	0	3
(4/20) Austin Peay	4.00	0-0-0	1/0	1.0	0	0	0	2	1	0	19
(4/24) Mississippi State	5.73	0-0-0	1/0	2.0	3	3	3	2	2	0	42
(5/1) at Florida	6.92	0-0-0	1/0	2.0	4	4	3	2	1	1	40
(5/4) at Louisville	6.43	0-0-0	1/0	1.0	0	0	0	0	1	0	15
(5/11) North Alabama	6.00	0-0-0	1/0	1.0	1	0	0	0	3	0	16
(5/16) at Ole Miss	8.04	0-0-0	1/0	0.2	3	6	4	1	0	2	19
(6/29) vs. Mississippi State	10.26	0-0-0	1/0	1.0	3	5	5	2	2	0	40
TOTALS	10.26	0-0-0	14/0	16.2	22	22	19	15	19	3	--

CAREER TOTALS

YEAR	ERA	W-L	APP/GS	SV	IP	H	R	ER	BB	SO	B/AVG
2021	10.26	0-0	14/0	0	16.2	22	22	19	15	19	.314
2022	4.05	2-1	8/1	0	26.2	22	12	12	8	38	.222
TOTALS	6.44	2-1	22/1	0	43.1	44	34	31	23	57	.260

CAREER SEC TOTALS

YEAR	ERA	W-L	APP/GS	SV	IP	H	R	ER	BB	SO	B/AVG
2021	16.88	0-0	5/0	0	5.1	11	13	10	5	3	.393
2022	7.11	0-1	4/1	0	12.2	11	10	10	4	16	.229
TOTALS	10.00	0-1	9/1	0	18.0	22	23	20	9	19	.289

#35 CHRIS MCELVAIN, RHP - JR.

MOST RECENT APP: (4/28 vs. Texas A&M) GS, L, 5.0 IP, 2 H 2 R/2 ER, 4 BB/7 K

- Named SEC Pitcher of the Week on April 25
- Tallied five wins last campaign, which placed him third on the squad
- Helped Summit High School (Thompson Station, Tenn.) to a pair of state final fours
- Majoring in medicine, health and society

2022 SEASON TOTALS

OPPONENT	ERA	W-L-S	G/GS	IP	H	R	ER	BB	SO	HR	NP
(2/18) Oklahoma State	0.00	1-0-0	1/1	4.0	4	0	0	1	10	0	79
(2/25) Army	0.00	0-0-0	1/1	4.2	2	2	0	3	5	0	87
(3/4) at Hawaii	1.15	1-0-0	1/1	7.0	3	2	2	1	13	0	92
(3/11) Wagner-1	2.33	0-0-0	1/1	3.2	7	6	3	1	2	0	74
(3/18) Missouri	2.49	1-0-0	1/1	6.0	2	2	2	1	8	2	92
(3/24) at South Carolina	1.95	1-0-0	1/1	7.0	5	0	0	2	5	0	93
(4/1) Tennessee	3.16	0-1-0	1/1	4.2	5	6	6	4	8	1	97
(4/8) at Auburn	3.59	0-1-0	1/1	5.2	6	4	4	4	5	2	103
(4/15) Florida	4.05	0-0-0	1/1	4.0	4	4	4	3	2	1	68
(4/22) at Kentucky	3.52	1-0-0	1/1	7.0	0	0	0	3	9	0	104
(4/28) Texas A&M	3.53	0-1-0	1/1	5.0	2	2	2	4	7	1	99
TOTALS	3.53	5-3-0	11/11	58.2	40	28	23	27	74	7	--

2021 SEASON TOTALS

OPPONENT	ERA	W-L-S	G/GS	IP	H	R	ER	BB	SO	HR	NP
(2/22) Wright State-1	3.00	0-0-1	1/0	3.0	3	1	1	1	5	0	55
(2/27) Georgia State	6.75	0-0-0	1/0	2.1	2	3	3	1	2	0	36
(3/5) Illinois-Chicago	5.68	0-0-0	1/0	1.0	0	0	0	0	1	1	19
(3/9) Memphis	4.91	0-0-0	1/0	1.0	1	0	0	0	2	2	27
(3/14) at Oklahoma State	4.32	0-0-0	1/0	1.0	0	0	0	0	2	0	12
(3/23) Lipscomb	3.86	0-0-0	1/0	1.0	0	0	0	1	3	0	23
(3/26) at Missouri	3.48	0-0-0	1/0	1.0	0	0	0	1	3	0	21
(4/6) UT-Martin	2.92	1-0-0	1/0	2.0	0	0	0	0	4	0	29
(4/10) Georgia	3.31	0-0-0	1/0	4.0	2	2	2	1	2	0	49
(4/18) at Tennessee	3.54	1-0-0	1/0	4.0	3	2	2	2	4	2	66
(4/25) Mississippi State	3.16	1-0-0	1/0	5.1	5	1	1	2	4	1	77
(5/2) at Florida	4.40	0-1-0	1/1	3.0	5	5	5	4	4	0	80
(5/8) Alabama	4.11	0-0-0	1/0	2.0	1	0	0	0	1	0	21
(5/15) at Ole Miss	4.01	0-0-1	1/0	3.0	3	1	1	2	4	0	53
(5/21) Kentucky	3.86	1-0-0	1/0	1.1	2	0	0	0	0	0	15
(5/22) Kentucky	3.72	0-0-0	1/0	1.1	0	0	0	2	1	0	29
(5/27) vs. Arkansas	3.79	0-0-0	1/0	1.2	1	1	1	1	1	0	36
(6/6) Georgia Tech	4.02	0-0-0	1/0	2.1	3	2	2	1	6	1	49
(6/19) vs. Arizona	3.92	1-0-0	1/0	1.0	1	0	0	0	2	0	13
(6/23) vs. Stanford	3.77	0-0-0	1/0	1.2	2	0	0	1	3	0	30
(6/25) vs. NC State	3.71	0-0-0	1/0	0.2	1	0	0	1	1	0	18
(6/30) vs. Mississippi State	4.34	0-0-0	1/0	2.0	4	4	4	3	3	2	45
TOTALS	4.34	5-1-2	22/1	45.2	39	22	22	27	58	6	--

2020 SEASON TOTALS

OPPONENT	ERA	W-L-S	G/GS	IP	H	R	ER	BB	SO	HR	NP
(2/16) vs. Cal Poly	15.43	0-0-0	1/0	2.1	4	4	4				

PITCHING GAME-BY-GAME AND CAREER STATS

#36 GRAYSON MOORE, RHP - SO.

MOST RECENT APP: (4/30 vs. Texas A&M) 1.0 IP, 2 H, 3 R/3 ER, 1 BB/3 K

- 1.50 ERA across 17.2 innings during his shortened senior season
- Led Lake Mary High School (Lake Mary, Fla.) to a conference championship and District 9A championship in 2018
- Spanish Honor Society and National Honor Society member
- Undeclared major

2022 SEASON TOTALS

OPPONENT	ERA	W-L-S	G/GS	IP	H	R	ER	BB	SO	HR	NP
(2/19) Oklahoma State	0.00	0-0-0	1/0	3.0	0	0	0	1	5	0	48
(3/1) Central Arkansas	0.00	0-0-0	1/0	2.0	3	1	0	1	3	0	35
(3/4) at Hawaii	0.00	0-0-0	1/0	2.0	1	0	0	0	2	0	25
(3/13) Wagner	0.00	0-0-0	1/1	2.0	1	0	0	2	3	0	33
(3/22) vs. Belmont	0.00	0-0-0	1/0	2.0	1	0	0	0	2	0	21
(3/26) at South Carolina	0.69	0-0-0	1/0	2.0	1	1	1	2	2	0	31
(4/3) Tennessee	1.93	0-0-0	1/0	1.0	3	2	2	1	2	0	24
(4/8) at Auburn	2.40	0-0-0	1/0	1.0	1	1	1	1	1	0	18
(4/12) Western Kentucky	3.52	0-0-0	1/0	0.1	2	2	2	1	1	0	20
(4/17) Florida	3.31	0-0-0	1/0	1.0	1	0	0	0	2	0	17
(4/30) Texas A&M	4.67	0-0-0	1/0	1.0	2	3	3	1	3	1	31
TOTALS	4.67	0-0-0	11/0	17.1	16	10	9	10	26	1	--

2021 SEASON TOTALS

OPPONENT	ERA	W-L-S	G/GS	IP	H	R	ER	BB	SO	HR	NP
(2/24) Western Kentucky	0.00	0-0-0	1/0	1.0	0	0	0	1	2	0	18
(2/28) Georgia State-1	0.00	0-0-0	1/0	1.0	0	0	0	2	0	0	17
(3/5) Illinois-Chicago	0.00	0-0-0	1/0	1.0	1	0	0	1	0	0	22
(4/8) Georgia	5.40	0-0-0	1/0	2.0	4	5	3	0	2	4	31
(5/18) FIU	9.00	0-0-0	1/0	1.0	3	3	3	0	2	1	28
TOTALS	9.00	0-0-0	5/0	6.0	8	8	6	4	6	5	--

CAREER TOTALS

YEAR	ERA	W-L	APP/GS	SV	IP	H	R	ER	BB	SO	B/AVG
2021	9.00	0-0	5/0	0	6.0	8	8	6	4	6	.308
2022	4.67	0-0	11/1	0	17.1	16	10	9	10	26	.246
TOTALS	5.79	0-0	16/1	0	23.1	24	18	15	14	32	.264

CAREER SEC TOTALS

YEAR	ERA	W-L	APP/GS	SV	IP	H	R	ER	BB	SO	B/AVG
2021	13.50	0-0	1/0	0	2.0	4	5	3	0	2	.333
2022	10.50	0-0	5/0	0	6.0	8	7	7	5	10	.308
TOTALS	11.25	0-0	6/0	0	8.0	12	12	10	5	12	.316

#40 SAM HLIBOKI, RHP - JR.

MOST RECENT APP: --

- Suffered a season-ending injury during April 2021
- 2019 Daily News Pitcher of the Year
- Went 9-1 with a 1.37 ERA and 0.78 WHIP in 72 innings as senior at Harvard-Westlake (Los Angeles, Calif.)
- Majoring in human and organizational development

2021 SEASON TOTALS

OPPONENT	ERA	W-L-S	G/GS	IP	H	R	ER	BB	SO	HR	NP
(2/22) Wright State-1	0.00	0-0-0	1/0	2.0	1	0	0	1	2	0	38
(2/27) Georgia State	1.50	0-0-0	1/1	4.0	4	1	1	0	7	1	68
(3/6) Illinois-Chicago	2.25	0-0-0	1/0	2.0	2	1	1	0	2	0	34
(3/13) at Oklahoma State-2	3.60	0-0-0	1/0	2.0	3	2	2	1	2	1	37
(3/15) Belmont	3.75	0-0-0	1/0	2.0	1	1	1	1	2	0	28
(3/23) Lipscomb	3.38	0-0-0	1/0	1.1	0	0	0	0	1	0	24
(3/25) at Missouri	2.76	0-0-1	1/0	3.0	2	0	0	1	1	0	41
(4/1) at LSU	2.33	0-0-1	1/0	3.0	0	0	0	0	1	0	32
(4/10) Georgia	2.70	0-0-0	1/0	0.2	2	1	1	0	2	0	15
TOTALS	2.70	0-0-2	9/1	20.0	15	6	6	4	20	2	--

2020 SEASON TOTALS

OPPONENT	ERA	W-L-S	G/GS	IP	H	R	ER	BB	SO	HR	NP
(2/15) vs. UConn	0.00	0-0-1	1/0	3.0	1	0	0	0	3	0	36
(2/22) Illinois-Chicago	0.00	0-0-0	1/0	2.2	0	0	0	0	3	0	31
(2/28) Hawaii	0.00	0-0-1	1/0	2.1	0	0	0	0	5	0	26
(3/1) Hawaii	0.00	0-0-0	1/0	2.2	1	0	0	1	2	0	43
(3/6) at UCLA	0.00	0-0-0	1/0	5.0	0	0	0	1	3	0	57
TOTALS	0.00	0-0-2	5/0	15.2	2	0	0	2	16	0	--

CAREER TOTALS

YEAR	ERA	W-L	APP/GS	SV	IP	H	R	ER	BB	SO	B/AVG
2020	0.00	0-0	5/0	2	15.2	2	0	0	2	16	.043
2021	2.70	0-0	9/1	2	20.0	15	6	6	4	20	.203
2022	--	--	--	--	--	--	--	--	--	--	--
TOTALS	1.51	0-0	14/1	4	35.2	17	6	6	6	36	.142

CAREER SEC TOTALS

YEAR	ERA	W-L	APP/GS	SV	IP	H	R	ER	BB	SO	B/AVG
2021	1.35	0-0	3/0	2	6.2	4	1	1	1	4	.127
2022	--	--	--	--	--	--	--	--	--	--	--
TOTALS	1.35	0-0	3/0	2	6.2	4	1	1	1	4	.127

#42 CHRISTIAN LITTLE, RHP - SO.

MOST RECENT APP: (4/29 vs. Texas A&M) SV, 4.0 IP, 1 H, 1 R/1 ER, 2 BB/5 K

- Missouri's top-ranked overall prospect and right-hander according to Perfect Game
- 2020 Gatorade State Player of the Year in Missouri
- Father, Chris Little, was a member of the Houston Astros organization
- Undeclared major

2022 SEASON TOTALS

OPPONENT	ERA	W-L-S	G/GS	IP	H	R	ER	BB	SO	HR	NP
(2/20) Oklahoma State	0.00	0-0-0	1/0	1.0	0	0	0	0	1	0	24
(2/26) Army	3.00	0-0-0	1/0	2.0	1	1	1	3	3	0	38
(3/1) Central Arkansas	2.25	0-0-0	1/0	1.0	1	0	0	0	3	0	16
(3/6) at Hawaii	1.50	0-0-0	1/0	2.0	3	0	0	1	1	0	33
(3/15) Michigan	3.68	0-0-0	1/0	1.1	3	2	2	0	2	0	22
(3/19) Missouri	2.89	0-0-0	1/0	2.0	0	0	0	0	4	0	29
(4/3) Tennessee	3.18	0-0-0	1/0	2.0	2	1	1	1	0	2	25
(4/10) at Auburn	2.92	0-0-0	1/0	1.0	2	0	0	0	0	0	17
(4/12) Western Kentucky	2.70	0-0-1	1/0	1.0	1	0	0	0	1	0	19
(4/17) Florida	2.76	0-1-0	1/0	3.0	1	1	1	1	2	1	28
(4/22) at Kentucky	2.45	0-0-0	1/0	2.0	0	0	0	1	4	0	27
(4/29) Texas A&M	2.42	0-0-1	1/0	4.0	1	1	1	2	5	0	68
TOTALS	2.42	0-1-2	12/0	22.1	15	6	6	7	28	1	--

2021 SEASON TOTALS

OPPONENT	ERA	W-L-S	G/GS	IP	H	R	ER	BB	SO	HR	NP
(2/24) Western Kentucky	0.00	1-0-0	1/1	3.0	3	1	0	0	1	0	31
(2/28) Georgia State-2	4.50	0-0-0	1/0	1.0	2	2	2	0	1	2	21
(3/9) Memphis	6.75	0-0-0	1/1	2.2	4	3	3	3	4	0	55
(3/16) Belmont	4.22	1-0-0	1/1	4.0	1	0	0	2	7	0	55
(3/23) Lipscomb	4.61	0-0-0	1/1	3.0	3	3	2	1	3	1	58
(3/30) Tennessee Tech	5.09	0-0-0	1/1	4.0	6	4	3	2	4	1	73
(4/6) UT-Martin	5.40	0-0-0	1/1	4.0	5	3	3	2	5	1	65
(4/13) Eastern Kentucky	5.16	0-0-0	1/0	1.0	0	0	0	1	2	0	28
(4/18) at Tennessee	5.16	0-0-0	1/0	0.0	0	0	0	1	0	0	8
(5/4) at Louisville	6.18	0-1-0	1/1	5.0	4	6	6	2	4	1	70
(5/18) FIU	5.57	1-0-0	1/1	4.2	2	1	1	1	6	1	65
(5/26) vs. Ole Miss	5.02	0-0-0	1/1	5.1	3	1	1	1	7	0	71
(6/23) vs. Stanford	4.87	0-0-0	1/1	3.0	4	4	1	2	3	1	70
(6/29) vs. Mississippi State	5.48	0-1-0	1/1	2.0	3	5	4	4	2	0	58
TOTALS	5.48	3-2-0	14/11	42.2	40	33	26	22	49	8	--

CAREER TOTALS

YEAR	ERA	W-L	APP/GS	SV	IP	H	R	ER	BB	SO	B/AVG
2021	5.48	3-2	14/11	0	42.2	40	33	26	22	49	.244
2022	2.42	0-1	12/0	2	22.1	15	6	6	7	28	.183
TOTALS	4.43	3-3	26/11	2	65.0	55	39	32	29	77	.224

CAREER SEC TOTALS

YEAR	ERA	W-L	APP/GS	SV	IP	H	R	ER	BB	SO	B/AVG
2021	0.00	0-0	1/0	0	0.0	0	0	0	1	0	.000
2022	1.93	0-1	6/0	1	14.0	6	3	3	3	17	.128
TOTALS	1.93	0-1	7/0	1	14.0	6	3	3	4	17	.128

#44 DONYE EVANS, RHP - SO.

MOST RECENT APP: (4/30 vs. Texas A&M) 1.0 IP, 2 BB/1 K

- Georgia's fifth-best right-hander and 16th-rated overall prospect by Perfect Game
- 66 strikeouts across 51.1 innings of work as a junior at Redan, notching five wins
- Principal's list honoree as a senior
- Undeclared major

2022 SEASON TOTALS

OPPONENT	ERA	W-L-S	G/GS	IP	H	R	ER	BB	SO	HR	NP
(3/13) Wagner	0.00	0-0-0	1/0	1.0	0	0	0	0	1	0	9
(3/22) vs. Belmont	0.00	0-0-0	1/0	1.0	0	0	0	0	0	0	10
(3/24) at South Carolina	0.00	0-0-0	1/0	1.0	0	0	0	0	2	0	10
(4/2) Tennessee	0.00	0-0-0	1/0	0.2	0	0	0	0	0	0	4
(4/5) Austin Peay	0.00	0-0-0	1/0	1.1	1	0	0	0	2	0	19
(4/10) at Auburn	0.00	0-0-0	1/0	1.0	1	0	0	1	1	0	17
(4/16) Florida	0.00	0-0-0	1/0	2.0	0	0	0	1	2		

PITCHING GAME-BY-GAME AND CAREER STATS

#50 KYLE MAGRANS, RHP - FR.

MOST RECENT APP: --

- In-state product who attended Clarksville High School (Clarksville, Tenn.)
- Rated the seventh-best right-handed pitcher in Tennessee according to Perfect Game
- Owned a 9-1 record on the mound in 2021, striking out 67 batters across 53.1 innings
- Helped Clarksville to a district championship, including the school's first appearance in the state playoffs since 2010

CAREER TOTALS

YEAR	ERA	W-L	APP/GS	SV	IP	H	R	ER	BB	SO	B/AVG
2022	--	--	--	--	--	--	--	--	--	--	--
TOTALS	--	--	--	--	--	--	--	--	--	--	--

CAREER SEC TOTALS

YEAR	ERA	W-L	APP/GS	SV	IP	H	R	ER	BB	SO	B/AVG
2022	--	--	--	--	--	--	--	--	--	--	--
TOTALS	--	--	--	--	--	--	--	--	--	--	--

#66 THOMAS SCHULTZ, RHP - JR.

MOST RECENT APP: (5/3 vs. Louisville) 1.0 IP, 1 H

- Won Omaha Challenge for pitchers as a freshman
- Two-sport athlete who also competed in basketball in high school at Our Lady of Lourdes Regional (Mount Carmel, Pa.)
- Set school and area scoring record in basketball with 2,355 career points
- Double majoring in human and organizational development, and medicine, health and society

2022 SEASON TOTALS

OPPONENT	ERA	W-L-S	G/GS	IP	H	R	ER	BB	SO	HR	NP
(2/18) Oklahoma State	0.00	0-0-1	1/0	1.0	0	0	0	0	1	0	7
(2/20) Oklahoma State	9.00	0-1-0	1/0	1.0	3	2	2	0	2	0	26
(2/27) Army	6.00	0-0-0	1/0	1.0	0	0	0	0	1	0	7
(3/1) Central Arkansas	4.50	0-0-1	1/0	1.0	0	0	0	0	2	0	9
(3/6) at Hawaii	3.00	0-0-1	1/0	2.0	1	0	0	1	1	0	21
(3/11) Wagner-1	2.57	0-0-0	1/0	1.0	0	0	0	0	2	0	13
(3/15) Michigan	2.25	1-0-0	1/0	1.0	0	0	0	0	3	0	17
(3/20) Missouri	1.86	0-0-1	1/0	1.2	0	0	0	0	3	0	35
(3/26) at South Carolina	2.38	0-0-0	1/0	1.2	4	1	1	0	1	0	24
(4/3) Tennessee	2.92	0-0-0	1/0	1.0	2	1	1	1	0	0	19
(4/8) at Auburn	2.63	0-0-0	1/0	1.1	0	0	0	0	1	0	14
(4/12) Western Kentucky	2.45	0-0-0	1/0	1.0	0	0	0	0	0	0	16
(4/15) Florida	2.20	1-0-0	1/0	1.2	0	0	0	0	3	0	24
(4/16) Florida	1.96	0-0-1	1/0	2.0	1	0	0	1	2	0	27
(4/24) at Kentucky	1.71	0-0-1	1/0	2.2	1	0	0	1	4	0	36
(5/3) Louisville	1.64	0-0-0	1/0	1.0	1	0	0	0	0	0	8
TOTALS	1.64	2-1-6	16/0	22.0	13	4	4	4	26	0	--

2021 SEASON TOTALS

OPPONENT	ERA	W-L-S	G/GS	IP	H	R	ER	BB	SO	HR	NP
(2/22) Wright State-2	0.00	0-0-0	1/0	1.0	1	0	0	0	2	0	15
(2/26) Georgia State	3.38	0-1-0	1/1	4.1	4	2	2	2	4	0	75
(3/5) Illinois-Chicago	1.74	1-0-0	1/1	5.0	1	0	0	0	8	0	88
(3/14) at Oklahoma State	6.00	0-1-0	1/1	1.2	6	6	6	0	2	2	61
(3/21) South Carolina	6.19	0-0-0	1/1	4.0	4	3	3	0	4	2	61
(3/27) at Missouri	5.14	1-0-0	1/1	5.0	5	1	2	2	2	0	88
(4/3) at LSU	5.55	0-0-0	1/1	3.1	2	3	3	3	1	1	58
(4/13) Eastern Kentucky	5.04	1-0-0	1/1	6.0	2	0	0	3	4	1	101
(4/20) Austin Peay	4.21	1-0-0	1/1	6.0	2	0	0	3	4	0	86
(4/30) at Florida	4.62	0-0-0	1/0	0.2	1	2	2	3	0	0	29
(5/11) North Alabama	4.39	0-0-0	1/1	4.0	2	2	1	3	4	0	82
(5/27) vs. Arkansas	4.29	0-0-0	1/0	1.0	0	0	0	1	1	0	19
(6/4) Presbyterian	4.19	0-0-0	1/0	1.0	0	0	0	0	1	0	10
(6/30) vs. Mississippi State	4.09	0-0-0	1/0	1.0	1	0	0	0	0	0	16
TOTALS	4.09	4-2-0	14/9	44.0	33	21	20	18	40	6	--

2020 SEASON TOTALS

OPPONENT	ERA	W-L-S	G/GS	IP	H	R	ER	BB	SO	HR	NP
(2/18) South Alabama	0.00	0-0-1	1/0	4.0	2	0	0	0	7	0	55
(2/23) Illinois-Chicago	0.00	0-0-0	1/0	1.1	1	0	0	0	0	0	15
(2/29) Hawaii	0.87	0-1-0	1/1	5.0	3	1	1	1	6	0	68
(3/8) vs. TCU	0.66	0-0-0	1/0	3.1	3	0	0	2	4	0	59
TOTALS	0.66	0-1-1	4/1	13.2	9	1	1	3	17	0	--

CAREER TOTALS

YEAR	ERA	W-L	APP/GS	SV	IP	H	R	ER	BB	SO	B/AVG
2020	0.66	0-1	4/1	1	13.2	9	1	1	3	17	.184
2021	4.09	4-2	14/9	0	44.0	33	21	20	18	40	.209
2022	1.64	2-1	16/0	6	22.0	13	4	4	4	26	.181
TOTALS	2.82	6-4	34/10	7	79.2	55	26	25	25	83	.197

CAREER SEC TOTALS

YEAR	ERA	W-L	APP/GS	SV	IP	H	R	ER	BB	SO	B/AVG
2021	6.23	1-0	4/3	0	13.0	12	9	9	8	7	.250
2022	1.50	1-0	7/0	3	12.0	8	2	2	3	14	.205
TOTALS	3.96	2-0	11/3	3	25.0	20	11	11	11	21	.230

#77 BRETT HANSEN, LHP - SO.

MOST RECENT APP: (4/28 vs. Texas A&M) 0.2 IP, 1 H, 1 K

- California's top-ranked southpaw and 13th-best overall prospect according to Perfect Game
- 2018 California Mr. Baseball nominee
- Father, Matt Hansen, was a member of the BYU men's basketball team (1988)
- Majoring in human and organizational development

2022 SEASON TOTALS

OPPONENT	ERA	W-L-S	G/GS	IP	H	R	ER	BB	SO	HR	NP
(3/11) Wagner-2	0.00	0-0-0	1/0	1.0	1	0	0	0	1	0	13
(3/18) Missouri	0.00	0-0-0	1/0	1.0	0	0	0	0	1	0	12
(3/22) vs. Belmont	0.00	0-0-0	1/0	0.2	0	0	0	0	1	0	8
(4/5) Austin Peay	0.00	0-0-0	1/0	1.0	0	0	0	0	2	0	11
(4/9) at Auburn	0.00	0-0-0	1/0	1.0	1	0	0	0	1	0	11
(4/12) Western Kentucky	0.00	0-0-0	1/0	0.2	0	0	0	0	0	0	6
(4/19) Tennessee Tech	0.00	0-0-0	1/0	1.0	0	0	0	0	0	0	13
(4/28) Texas A&M	0.00	0-0-0	1/0	0.2	1	0	0	0	1	0	18
TOTALS	0.00	0-0-0	8/0	7.0	3	0	0	0	7	0	--

CAREER TOTALS

YEAR	ERA	W-L	APP/GS	SV	IP	H	R	ER	BB	SO	B/AVG
2022	0.00	0-0	8/0	0	7.0	3	0	0	1	7	.136
TOTALS	0.00	0-0	8/0	0	7.0	3	0	0	1	7	.136

CAREER SEC TOTALS

YEAR	ERA	W-L	APP/GS	SV	IP	H	R	ER	BB	SO	B/AVG
2022	0.00	0-0	3/0	0	2.2	2	0	0	1	3	.250
TOTALS	0.00	0-0	3/0	0	2.2	2	0	0	1	3	.250

#88 PATRICK REILLY, RHP - SO.

MOST RECENT APP: (4/28 vs. Texas A&M) 3.0 IP, 4 H, 3 R/3 ER, 3 BB/3 K

- New Jersey's top-ranked right hander and second-rated overall prospect
- Led CBA to the 2019 Monmouth County Championship
- Father, Mike Reilly, was a member of the Villanova football team (1986-1990)
- Majoring in human and organizational development

2022 SEASON TOTALS

OPPONENT	ERA	W-L-S	G/GS	IP	H	R	ER	BB	SO	HR	NP
(2/18) Oklahoma State	0.00	0-0-0	1/0	4.0	1	0	0	4	7	0	63
(2/25) Army	0.00	1-0-0	1/0	4.0	3	0	0	2	9	0	79
(3/5) at Hawaii-2	0.75	0-0-0	1/0	4.0	4	1	1	1	4	0	61
(3/11) Wagner-1	1.10	1-0-0	1/0	4.1	3	1	1	2	5	0	88
(3/20) Missouri	0.95	0-0-0	1/0	2.2	4	0	0	1	2	0	54
(3/25) at South Carolina	1.09	0-0-0	1/0	5.2	4	1	1	2	14	0	83
(4/3) Tennessee	1.21	0-1-0	1/1	5.0	2	1	1	4	4	1	96
(4/10) at Auburn	2.84	0-1-0	1/1	2.0	6	6	6	3	1	1	62
(4/15) Florida	2.57	0-0-0	1/0	3.1	2	0	0	3	5	0	59
(4/23) at Kentucky	2.37	0-0-0	1/0	3.0	0	0	0	1	4	0	46
(4/28) Texas A&M	2.85	0-0-0	1/0	3.0	4	3	3	3	3	0	78
TOTALS	2.85	2-2-0	11/3	41.0	33	13	13	26	58	2	--

2021 SEASON TOTALS

OPPONENT	ERA	W-L-S	G/GS	IP	H	R	ER	BB	SO	HR	NP
(2/24) Western Kentucky	0.00	0-0-0	1/0	1.0	1	0	0	0	1	0	14
(2/26) Georgia State	0.00	0-0-0	1/0	1.0	1	0	0	0	1	0	22
(3/5) Illinois-Chicago	0.00	0-0-0	1/0	1.0	0	0	0	0	2	0	17
(3/9) Memphis	0.00	1-0-0	1/0	3.1	1	0	0	0	4	0	45
(3/14) at Oklahoma State	2.89	0-0-0	1/0	3.0	4	3	3	2	4	2	61
(3/23) Lipscomb	2.25	1-0-0	1/0	2.2	1	0	0	2	3	0	56
(3/30) Tennessee Tech	1.93	1									

PITCHING GAME-BY-GAME AND CAREER STATS

#95 DEVIN FUTRELL, LHP - FR.

MOST RECENT APP: (5/3 vs. Louisville) GS, L, 6.0 IP, 6 H, 1 R/1 ER, 1 BB/5 K

- Attended American Heritage High School (Pembroke Pines, Fla.)
- Florida's second-best southpaw according to Perfect Game
- Owned a 0.67 ERA as a senior in 2021, while posting 78 strikeouts and finishing with an 8-1 record
- Registered 180 strikeouts across his four prep seasons

2022 SEASON TOTALS

OPPONENT	ERA	W-L-S	G/GS	IP	H	R	ER	BB	SO	HR	NP
(2/23) Evansville	0.00	1-0-0	1/1	4.0	1	0	0	0	8	0	53
(3/1) Central Arkansas	0.00	1-0-0	1/1	2.0	0	0	0	1	2	0	24
(3/6) at Hawaii	0.00	1-0-0	1/0	1.0	2	0	0	0	1	0	26
(3/15) Michigan	1.50	0-0-0	1/1	5.0	4	2	2	1	7	0	60
(3/22) vs. Belmont	2.65	1-0-0	1/1	5.0	6	3	3	1	3	0	75
(3/29) vs. Lipscomb	2.08	1-0-0	1/1	9.0	2	1	1	2	6	0	106
(4/5) Austin Peay	2.27	1-0-0	1/1	5.2	6	2	2	0	10	1	78
(4/12) Western Kentucky	2.45	1-0-0	1/1	5.0	3	2	2	0	7	1	61
(4/19) Tennessee Tech	2.11	1-0-0	1/1	6.0	3	0	0	0	6	0	81
(5/3) Louisville	2.03	0-1-0	1/1	6.0	6	1	1	1	5	1	88
TOTALS	2.03	8-1-0	10/9	48.2	33	11	11	6	55	3	--

CAREER TOTALS

YEAR	ERA	W-L	APP/GS	SV	IP	H	R	ER	BB	SO	B/AVG
2022	2.03	8-1	10/9	0	48.2	33	11	11	6	55	.190
TOTALS	2.03	8-1	10/9	0	48.2	33	11	11	6	55	.190

CAREER SEC TOTALS

YEAR	ERA	W-L	APP/GS	SV	IP	H	R	ER	BB	SO	B/AVG
2022	--	--	--	--	--	--	--	--	--	--	--
TOTALS	--	--	--	--	--	--	--	--	--	--	--

#97 BRYCE CUNNINGHAM, RHP - FR.

MOST RECENT APP: (4/30 vs. Texas A&M) GS, L, 1.2 IP, 6 H, 7 R/7 ER, 4 BB/3 K

- Attended Headland High School (Headland, Ala.)
- The ninth-best overall prospect in the state of Alabama according to Perfect Game
- Struck out 77 batters as a senior across 46 innings of work, while sporting a 0.76 ERA
- Two-sport athlete who also lettered in basketball for two seasons

2022 SEASON TOTALS

OPPONENT	ERA	W-L-S	G/GS	IP	H	R	ER	BB	SO	HR	NP
(2/23) Evansville	0.00	0-0-0	1/0	2.0	0	0	0	2	3	0	34
(3/1) Central Arkansas	0.00	0-0-0	1/0	2.0	1	0	0	1	2	0	41
(3/11) Wagner-2	0.00	0-0-0	1/0	1.0	0	0	0	0	1	0	13
(3/18) Missouri	0.00	0-0-0	1/0	2.0	1	0	0	0	4	0	25
(3/26) at South Carolina	1.74	0-0-0	1/1	3.1	4	2	2	1	2	1	52
(4/2) Tennessee	1.50	0-0-0	1/0	1.2	1	0	0	0	2	0	23
(4/9) at Auburn	1.15	1-0-0	1/0	3.2	0	1	0	2	0	0	55
(4/17) Florida	1.66	0-0-0	1/1	6.0	7	3	2	1	3	1	87
(4/24) at Kentucky	1.75	1-0-0	1/1	4.0	3	1	1	1	2	1	61
(4/30) Texas A&M	3.95	0-1-0	1/1	1.2	6	7	7	4	3	0	56
TOTALS	3.95	2-1-0	10/4	27.1	23	14	12	12	22	3	--

CAREER TOTALS

YEAR	ERA	W-L	APP/GS	SV	IP	H	R	ER	BB	SO	B/AVG
2022	3.95	2-1	10/4	0	27.1	23	14	12	12	22	.228
TOTALS	3.95	2-1	10/4	0	27.1	23	14	12	12	22	.228

CAREER SEC TOTALS

YEAR	ERA	W-L	APP/GS	SV	IP	H	R	ER	BB	SO	B/AVG
2022	4.84	2-1	7/4	0	22.1	22	14	12	9	16	.256
TOTALS	4.84	2-1	7/4	0	22.1	22	14	12	9	16	.256

#98 GREYSEN CARTER, RHP - FR.

MOST RECENT APP: (3/22 vs. Belmont) 0.1 IP, 1 R/0 ER, 3 BB

- Attended Fairview High School (Louisville, Colo.)
- The top overall prospect in the state of Colorado according to Perfect Game
- Earned all-state and all-conference honors in basketball
- Scored over 1,000 points across his high school basketball career

2022 SEASON TOTALS

OPPONENT	ERA	W-L-S	G/GS	IP	H	R	ER	BB	SO	HR	NP
(3/5) at Hawaii-2	0.00	0-0-0	1/0	1.0	0	0	0	0	2	0	15
(3/13) Wagner	4.50	0-0-0	1/0	1.0	1	1	1	1	1	0	19
(3/22) vs. Belmont	3.86	0-0-0	1/0	0.1	0	1	0	3	0	0	18
TOTALS	3.86	0-0-0	3/0	2.1	1	2	1	4	3	0	--

CAREER TOTALS

YEAR	ERA	W-L	APP/GS	SV	IP	H	R	ER	BB	SO	B/AVG
2022	3.86	0-0	3/0	0	2.1	1	2	1	4	3	.125
TOTALS	3.86	0-0	3/0	0	2.1	1	2	1	4	3	.125

CAREER SEC TOTALS

YEAR	ERA	W-L	APP/GS	SV	IP	H	R	ER	BB	SO	B/AVG
2022	--	--	--	--	--	--	--	--	--	--	--
TOTALS	--	--	--	--	--	--	--	--	--	--	--

#99 JACK ANDERSON, RHP - 5TH

MOST RECENT APP: (5/3 vs. Louisville) 1.0 IP, 1 BB/3 K

- Graduate transfer from Princeton
- Struck out 30 batters across 38.1 innings of work for the Tigers
- Attended Montgomery Bell Academy (Nashville, Tenn.)
- Majoring in leadership and organizational performance

2022 SEASON TOTALS

OPPONENT	ERA	W-L-S	G/GS	IP	H	R	ER	BB	SO	HR	NP
(2/19) Oklahoma State	0.00	0-0-0	1/0	1.0	0	0	0	1	3	0	22
(2/26) Army	0.00	0-0-0	1/0	1.0	1	0	0	0	2	0	15
(3/1) Central Arkansas	0.00	0-0-0	1/0	1.0	0	0	0	1	2	0	16
(3/11) Wagner-2	0.00	0-0-0	1/0	1.0	0	0	0	0	2	0	16
(3/15) Michigan	0.00	0-0-0	1/0	0.2	0	0	0	0	2	0	9
(3/20) Missouri	0.00	0-0-0	1/0	0.0	1	0	0	1	0	0	12
(3/25) at South Carolina	0.00	0-0-0	1/0	1.0	1	0	0	1	0	0	21
(4/5) Austin Peay	0.00	0-0-0	1/0	1.0	0	0	0	1	0	0	9
(4/19) Tennessee Tech	0.00	0-0-0	1/0	1.0	0	0	0	0	2	0	9
(4/28) Texas A&M	0.00	0-0-0	1/0	0.1	0	0	0	0	0	0	2
(4/30) Texas A&M	0.00	0-0-0	1/0	1.0	0	0	0	0	2	0	13
(5/3) Louisville	0.00	0-0-0	1/0	1.0	0	0	0	1	3	0	21
TOTALS	0.00	0-0-0	12/0	10.0	3	0	0	6	18	0	--

CAREER TOTALS

YEAR	ERA	W-L	APP/GS	SV	IP	H	R	ER	BB	SO	B/AVG
2022	0.00	0-0	12/0	0	10.0	3	0	0	6	18	.097
TOTALS	0.00	0-0	12/0	0	10.0	3	0	0	6	18	.097

CAREER SEC TOTALS

YEAR	ERA	W-L	APP/GS	SV	IP	H	R	ER	BB	SO	B/AVG
2022	0.00	0-0	4/0	0	2.1	2	0	0	2	2	.250
TOTALS	0.00	0-0	4/0	0	2.1	2	0	0	2	2	.250

STUDENT-ATHLETE NOTES (BATTING)

#1 MATTHEW POLK, UTL - FR.

LAST SERIES: (vs. Texas A&M) 2 G/1 GS, .000 (0-3)
LAST 10 GAMES: 5 G/4 GS, .273 (3-11), HR, 2B, 4 RBI, 3 R, BB, SB
CURRENT STREAK: --

- Hit first career home run at Kentucky (4/23/22)
- Talled first collegiate hit and RBI on 2/26/22 vs. Army
- Attended Orange Lutheran (Long Beach, Calif.)
- Brother, Michael, is a member of the Princeton football team (2019-pres.)

CAREER TOTALS

YEAR	GP-GS	AVG	AB	R	H	2B	3B	HR	RBI	BB	SO	SB-A
2022	17-5	.280	25	5	7	1	0	1	7	1	8	1-2
TOTALS	17-5	.280	25	5	7	1	0	1	7	1	8	1-2

CAREER SEC TOTALS

YEAR	GP-GS	AVG	AB	R	H	2B	3B	HR	RBI	BB	SO	SB-A
2022	5-3	.273	11	3	3	1	0	1	3	1	4	0-0
TOTALS	5-3	.273	11	3	3	1	0	1	3	1	4	0-0

#2 JAVIER VAZ, IF - SR.

LAST SERIES: (vs. Texas A&M) 1 G/O GS, .000 (0-2)
LAST 10 GAMES: 4 G/3 GS, .143 (2-14), RBI, BB
CURRENT STREAK: --

- Hit first home run as a Commodore on 2/20/22 vs. Oklahoma State
- Started Vanderbilt's final nine games of the season, including all seven games of the College World Series
- Attended LSU Eunice Junior College in 2020
- Majoring in medicine, health and society

CAREER TOTALS

YEAR	GP-GS	AVG	AB	R	H	2B	3B	HR	RBI	BB	SO	SB-A
2021	23-11	.238	42	7	10	2	0	0	1	10	5	5-5
2022	33-27	.253	95	15	24	6	1	3	20	15	9	3-4
TOTALS	56-38	.248	137	22	34	8	1	3	21	25	14	8-9

CAREER SEC TOTALS

YEAR	GP-GS	AVG	AB	R	H	2B	3B	HR	RBI	BB	SO	SB-A
2021	3-1	.000	2	0	0	0	0	0	0	2	1	0-0
2022	15-10	.158	38	4	6	1	0	1	6	5	2	2-2
TOTALS	18-11	.150	40	4	6	1	0	1	6	7	3	2-2

#3 ROB GORDON, IF - FR.

LAST SERIES: (vs. Texas A&M) 0 G/O GS
LAST 10 GAMES: 0 G/O GS
CURRENT STREAK: --

- Attended Grady High School (Smyrna, Ga.)
- The seventh overall prospect in the state of Georgia according to Perfect Game
- Rated the third-best shortstop prospect in Georgia
- 2021 Perfect Game Preseason All-America

CAREER TOTALS

YEAR	GP-GS	AVG	AB	R	H	2B	3B	HR	RBI	BB	SO	SB-A
2022	8-3	.182	11	4	2	2	0	0	3	1	6	2-3
TOTALS	8-3	.182	11	4	2	2	0	0	3	1	6	2-3

CAREER SEC TOTALS

YEAR	GP-GS	AVG	AB	R	H	2B	3B	HR	RBI	BB	SO	SB-A
2022	5-2	.125	8	1	1	1	0	0	0	0	5	1-1
TOTALS	5-2	.125	8	1	1	1	0	0	0	0	5	1-1

#6 TATE KOLWYCK, IF - SR.

LAST SERIES: (vs. Texas A&M) 3 G/3 GS, .333 (4-12), 2B, 2 RBI, R
LAST 10 GAMES: 10 G/10 GS, .263 (10-38), 2B, 5 RBI, 3 R, 5 BB
CURRENT STREAK: --

- Named SEC Player of the Week on March 21
- Two-sport athlete in high school at Arlington High School, who also competed in football
- School-record 10,213 yards passing as a prep quarterback at Arlington (Memphis, Tenn.)
- Majoring in human and organizational development

CAREER TOTALS

YEAR	GP-GS	AVG	AB	R	H	2B	3B	HR	RBI	BB	SO	SB-A
2019	4-0	.667	3	1	2	2	0	0	1	1	0	0-0
2020	11-6	.174	23	2	4	2	0	1	4	3	8	0-0
2021	43-39	.290	138	28	40	10	1	6	25	16	35	2-2
2022	38-38	.281	139	22	39	9	0	6	26	13	34	0-0
TOTALS	96-83	.281	303	53	85	23	1	13	56	33	77	2-2

CAREER SEC TOTALS

YEAR	GP-GS	AVG	AB	R	H	2B	3B	HR	RBI	BB	SO	SB-A
2021	15-14	.321	53	12	17	5	0	3	8	2	12	1-1
2022	17-17	.317	63	9	20	3	0	2	11	8	18	0-0
TOTALS	32-31	.319	116	21	37	8	0	5	19	10	30	1-1

#9 CARTER YOUNG, IF - JR.

LAST SERIES: (vs. Texas A&M) 3 G/3 GS, .100 (1-10)
LAST 10 GAMES: 10 G/10 GS, .118 (4-34), 2B, RBI, 4 R, 5 BB
CURRENT STREAK: --

- Led the team in home runs with 16 on the campaign, which tied him for sixth in the SEC
- Registered 52 RBI, placing him second on the squad
- Selected to the 2021 Newcomer All-SEC Team
- Majoring in American studies

CAREER TOTALS

YEAR	GP-GS	AVG	AB	R	H	2B	3B	HR	RBI	BB	SO	SB-A
2020	18-18	.328	61	10	20	3	0	0	12	4	17	1-1
2021	61-61	.252	238	47	60	15	5	16	52	31	84	9-10
2022	42-42	.222	144	27	32	5	3	5	21	27	54	2-4
TOTALS	121-121	.253	443	84	112	23	8	21	85	62	155	12-15

CAREER SEC TOTALS

YEAR	GP-GS	AVG	AB	R	H	2B	3B	HR	RBI	BB	SO	SB-A
2021	26-26	.227	110	20	25	5	3	10	30	12	42	6-6
2022	21-21	.187	74	10	14	3	0	1	7	10	33	0-0
TOTALS	47-47	.211	185	30	39	8	3	11	37	22	75	6-6

#10 T.J. MCKENZIE, OF - JR.

LAST SERIES: (vs. Texas A&M) 0 G/O GS
LAST 10 GAMES: 1 G/O GS, .000 (0-1)
CURRENT STREAK: --

- Recorded his first career hit, a two-run home run, vs. Evansville (2/23)
- Selected in the 39th round of the 2019 MLB Draft by the St. Louis Cardinals
- Brother, Triston, is a pitcher in the Cleveland Guardians organization
- Majoring in communication studies

CAREER TOTALS

YEAR	GP-GS	AVG	AB	R	H	2B	3B	HR	RBI	BB	SO	SB-A
2020	8-0	.000	1	1	0	0	0	0	0	0	0	0-0
2021	4-0	.000	1	0	0	0	0	0	0	0	1	0-0
2022	11-1	.364	11	2	4	1	0	1	5	1	3	0-0
TOTALS	23-1	.308	13	3	4	1	0	1	5	1	4	0-0

CAREER SEC TOTALS

YEAR	GP-GS	AVG	AB	R	H	2B	3B	HR	RBI	BB	SO	SB-A
2021	--	--	--	--	--	--	--	--	--	--	--	--
2022	--	--	--	--	--	--	--	--	--	--	--	--
TOTALS	--	--	--	--	--	--	--	--	--	--	--	--

#11 DAVIS DIAZ, IF - FR.

LAST SERIES: (vs. Texas A&M) 3 G/2 GS, .333 (2-6), 2 BB
LAST 10 GAMES: 9 G/8 GS, .077 (2-26), RBI, R, 6 BB
CURRENT STREAK: --

- SEC Freshman of the Week (March 7, 2022)
- First career hit came against Evansville (2/23) in his first collegiate start
- The No. 12 overall prospect in the state of California according to Perfect Game
- Three-time gold medalist with the USA Baseball National Team (2015, 2017, 2018)

CAREER TOTALS

YEAR	GP-GS	AVG	AB	R	H	2B	3B	HR	RBI	BB	SO	SB-A
2022	41-38	.244	127	32	31	8	0	1	18	30	23	4-4
TOTALS	41-38	.244	127	32	31	8	0	1	18	30	23	4-4

CAREER SEC TOTALS

YEAR	GP-GS	AVG	AB	R	H	2B	3B	HR	RBI	BB	SO	SB-A
2022	20-19	.162	68	12	11	2	0	1	7	12	17	1-1
TOTALS	20-19	.162	68	12	11	2	0	1	7	12	17	1-1

STUDENT-ATHLETE NOTES (BATTING)

#12 DOMINIC KEEGAN, UTL - SR.

LAST SERIES: (vs. Texas A&M) 3 G/3 GS, .333 (4-12), HR, 3B, 3 RBI, 4 R, 2 BB
LAST 10 GAMES: 10 G/10 GS, .325 (13-40), 2 HR, 3B, 2 2B, 10 RBI, 6 R, 7 BB
CURRENT STREAK: 12-game on-base streak

- Selected by the New York Yankees with the 573rd pick in the 19th round of the 2021 MLB Draft
- Second Team All-America honors from Perfect Game in 2021
- ABCA All-Southeast Region first team selection
- Majoring in communication studies

CAREER TOTALS

YEAR	GP-GS	AVG	AB	R	H	2B	3B	HR	RBI	BB	SO	SB-A
2019	15-0	.227	22	3	5	1	0	0	1	2	6	0-0
2020	9-8	.242	33	3	8	2	0	0	4	2	10	0-0
2021	60-60	.345	232	56	80	17	3	15	57	30	74	0-1
2022	43-43	.394	160	32	63	14	2	8	43	24	33	0-0
TOTALS	127-111	.349	447	94	156	34	5	23	105	58	123	0-1

CAREER SEC TOTALS

YEAR	GP-GS	AVG	AB	R	H	2B	3B	HR	RBI	BB	SO	SB-A
2019	7-0	.111	9	0	1	0	0	0	0	2	2	0-0
2020	--	--	--	--	--	--	--	--	--	--	--	--
2021	27-27	.319	113	21	36	5	0	5	19	9	42	0-1
2022	21-21	.357	84	13	30	8	1	3	16	9	20	0-0
TOTALS	55-48	.325	206	34	67	13	1	8	35	20	64	0-1

#13 JONATHAN VASTINE, IF - FR.

LAST SERIES: (vs. Texas A&M) 2 G/0 GS, .000 (0-1), RBI
LAST 10 GAMES: 5 G/1 GS, .000 (0-5), 2 RBI
CURRENT STREAK: --

- First collegiate hit came against Oklahoma State (2/19)
- The No. 19 overall prospect in the state of Florida according to Perfect Game
- Rated the sixth-best shortstop in Georgia
- 2021 Perfect Game Preseason All-America

CAREER TOTALS

YEAR	GP-GS	AVG	AB	R	H	2B	3B	HR	RBI	BB	SO	SB-A
2022	22-8	.176	34	4	6	1	0	0	5	2	11	1-1
TOTALS	22-8	.176	34	4	6	1	0	0	5	2	11	1-1

CAREER SEC TOTALS

YEAR	GP-GS	AVG	AB	R	H	2B	3B	HR	RBI	BB	SO	SB-A
2022	11-4	.176	17	1	3	1	0	0	4	0	6	0-0
TOTALS	11-4	.176	17	1	3	1	0	0	4	0	6	0-0

#16 JACK BULGER, UTL - SO.

LAST SERIES: (vs. Texas A&M) 3 G/3 GS, .231 (3-13), 2B, RBI
LAST 10 GAMES: 10 G/10 GS, .278 (10-36), HR, 2 2B, 5 RBI, 7 R, 8 BB
CURRENT STREAK: Five-game on-base streak

- Selected to the Freshman All-SEC Team
- Named SEC Co-Freshman of the Week on April 19, 2021
- Notched his first multi-hit outing of the season in the series opener with Georgia State (Feb. 26), finishing 2-for-4 with one run scored
- Majoring in economics

CAREER TOTALS

YEAR	GP-GS	AVG	AB	R	H	2B	3B	HR	RBI	BB	SO	SB-A
2021	50-41	.274	157	32	43	7	0	5	28	25	40	2-2
2022	40-39	.297	145	23	43	5	0	3	19	19	17	3-3
TOTALS	90-80	.285	302	55	86	12	0	8	47	44	57	5-5

CAREER SEC TOTALS

YEAR	GP-GS	AVG	AB	R	H	2B	3B	HR	RBI	BB	SO	SB-A
2021	22-21	.321	81	13	26	4	0	4	19	8	24	1-1
2022	21-21	.307	75	11	23	3	0	1	11	12	11	0-0
TOTALS	43-42	.314	156	24	49	7	0	5	30	20	35	1-1

#18 JD ROGERS, OF - FR.

LAST SERIES:
LAST 10 GAMES:
CURRENT STREAK: --

- Attended Carmel High School (Carmel, Ind.)
- The third overall prospect in the state of Indiana according to Perfect Game, and the top-ranked outfielder
- Rated the No. 30 outfielder prospect nationally
- 2021 Perfect Game Preseason All-America

CAREER TOTALS

YEAR	GP-GS	AVG	AB	R	H	2B	3B	HR	RBI	BB	SO	SB-A
2022	--	--	--	--	--	--	--	--	--	--	--	--
TOTALS	--	--	--	--	--	--	--	--	--	--	--	--

CAREER SEC TOTALS

YEAR	GP-GS	AVG	AB	R	H	2B	3B	HR	RBI	BB	SO	SB-A
2022	--	--	--	--	--	--	--	--	--	--	--	--
TOTALS	--	--	--	--	--	--	--	--	--	--	--	--

#19 TROY LANEVE, OF - JR.

LAST SERIES: (vs. Texas A&M) 0 G/0 GS
LAST 10 GAMES: 2 G/1 GS, .000 (0-4)
CURRENT STREAK: --

- Named SEC Player of the Week on May 24, 2021
- Belted a walk-off home run in the series opener against Kentucky (May 20), helping Vanderbilt to a 4-2 victory
- Recorded four RBI in the 10-0 NCAA Regional-opening win over Presbyterian (June 4)
- Majoring in human and organizational development

CAREER TOTALS

YEAR	GP-GS	AVG	AB	R	H	2B	3B	HR	RBI	BB	SO	SB-A
2020	2-0	.000	1	0	0	0	0	0	0	0	1	0-0
2021	37-19	.286	84	16	24	7	0	6	22	4	27	0-0
2022	16-8	.194	31	6	6	0	0	2	7	5	10	0-0
TOTALS	55-27	.259	116	22	30	7	0	8	29	9	38	0-0

CAREER SEC TOTALS

YEAR	GP-GS	AVG	AB	R	H	2B	3B	HR	RBI	BB	SO	SB-A
2021	12-7	.419	31	9	13	2	0	4	9	2	8	0-0
2022	6-3	.182	11	2	2	0	0	1	4	1	6	0-0
TOTALS	18-10	.357	42	11	15	2	0	5	13	3	14	0-0

#21 CALVIN HEWETT, OF - SO.

LAST SERIES: (vs. Texas A&M) 3 G/3 GS, .333 (4-12), HR, WB, 3 RBI, 3 R, BB
LAST 10 GAMES: 8 G/7 GS, .333 (9-27), HR, 2B, 3 RBI, 5 R, 3 BB
CURRENT STREAK: 10-game on-base streak

- Hit first collegiate home run vs. Wagner (March 13)
- Notched first hit, a two-RBI double, in the series opener versus Illinois-Chicago (March 5)
- Registered a pair of knocks in a 5-2 win over Georgia (April 9)
- Undeclared major

CAREER TOTALS

YEAR	GP-GS	AVG	AB	R	H	2B	3B	HR	RBI	BB	SO	SB-A
2021	15-2	.571	7	3	4	2	0	0	3	1	1	0-0
2022	23-12	.404	52	15	21	2	0	3	10	7	13	4-4
TOTALS	38-14	.424	59	18	25	4	0	3	13	8	14	4-4

CAREER SEC TOTALS

YEAR	GP-GS	AVG	AB	R	H	2B	3B	HR	RBI	BB	SO	SB-A
2021	3-2	.400	5	0	2	0	0	0	0	1	1	0-0
2022	11-8	.379	29	7	11	1	0	2	6	7	8	1-1
TOTALS	14-10	.382	34	7	14	1	0	2	6	8	9	1-1

#23 KENNY MALLORY JR., UTL - FR.

LAST SERIES: (vs. Texas A&M) 0 G
LAST 10 GAMES: 0 G/0 GS
CURRENT STREAK: --

- Made collegiate debut vs. Wagner (March 13)
- Attended Mountain View High School (Lawrenceville, Ga.)
- The No. 20 overall prospect in the state of Georgia according to Perfect Game
- 2021 Perfect Game Preseason All-America

CAREER TOTALS

YEAR	GP-GS	AVG	AB	R	H	2B	3B	HR	RBI	BB	SO	SB-A
2022	3-0	.000	4	0	0	0	0	0	0	0	2	0-0
TOTALS	3-0	.000	4	0	0	0	0	0	0	0	2	0-0

CAREER SEC TOTALS

YEAR	GP-GS	AVG	AB	R	H	2B	3B	HR	RBI	BB	SO	SB-A
2022	--	--	--	--	--	--	--	--	--	--	--	--
TOTALS	--	--	--	--	--	--	--	--	--	--	--	--

#25 PARKER NOLAND, IF - JR.

LAST SERIES: (vs. Texas A&M) 3 G/3 GS, .000 (0-9), BB
LAST 10 GAMES: 6 G/6 GS, .143 (3-21), HR, 2B, RBI, 2 R, 2 BB
CURRENT STREAK: --

- Started 66 of Vanderbilt's 67 games in 2021
- Tallied 64 hits on the season to rank fourth on the team
- Notched four hits in the three games of the NCAA Regional against Presbyterian and Georgia Tech (June 4-6)
- Majoring in human and organizational development

CAREER TOTALS

YEAR	GP-GS	AVG	AB	R	H	2B	3B	HR	RBI	BB	SO	SB-A
2020	17-14	.259	58	8	15	3	0	0	11	7	14	2-2
2021	66-66	.260	246	39	64	15	0	7	43	28	77	4-4
2022	31-25	.227	88	18	20	3	0	3	12	16	31	3-5
TOTALS	114-105	.253	392	65	99	21	0	10	66	51	122	9-11

CAREER SEC TOTALS

YEAR	GP-GS	AVG	AB	R	H	2B	3B	HR	RBI	BB	SO	SB-A
2021	28-28	.222	108	18	24	8	0	4	13	11	41	0-0
2022	14-12	.238	42	6	10	3	0	2	4	6	13	0-1
TOTALS	42-40	.227	150	24	34	11	0	6	17	17	54	0-1

STUDENT-ATHLETE NOTES (BATTING)

#34 SPENCER JONES, UTL - JR.

LAST SERIES: (vs. Texas A&M) 3 G/3 GS, .250 (3-12), HR, 3 RBI, 3 R, BB
LAST 10 GAMES: 10 G/10 GS, .350 (14-40), HR, 3B, 3 2B, 9 RBI, 9 R, 4 BB
CURRENT STREAK: 15-game hit streak, 15-game on-base streak

- Scored the winning run against Stanford in the College World Series to help Vanderbilt walk off against the Cardinal (June 25)
- Recorded a career-high four hits in the second game of the LSU (April 2), helping the Commodores to a series-clinching victory over the Tigers
- Selected in the 31st round of the 2019 MLB Draft by the Los Angeles Angels
- Majoring in communication studies

CAREER TOTALS

YEAR	GP-GS	AVG	AB	R	H	2B	3B	HR	RBI	BB	SO	SB-A
2020	14-8	.206	34	8	7	4	0	0	3	4	7	1-1
2021	34-24	.274	95	16	26	5	0	3	10	7	33	4-4
2022	42-42	.353	153	39	54	16	1	7	37	21	47	8-9
TOTALS	90-74	.309	282	63	87	25	1	10	50	32	87	13-14

CAREER SEC TOTALS

YEAR	GP-GS	AVG	AB	R	H	2B	3B	HR	RBI	BB	SO	SB-A
2021	15-13	.302	53	6	16	1	0	1	5	0	20	1-1
2022	21-21	.346	78	21	27	6	1	5	17	11	23	3-4
TOTALS	36-34	.328	131	27	43	7	1	6	22	11	43	4-5

#39 GAVIN CASAS, IF - SO.

LAST SERIES: (vs. Texas A&M) 0 G/O GS
LAST 10 GAMES: 0 G/O GS
CURRENT STREAK: --

- Hit first collegiate home run vs. Wagner (March 13)
- Notched his first collegiate hit in Game 2 of the Sunday doubleheader with Georgia State (Feb. 28), scoring one run
- Nation's fifth-ranked first baseman by Perfect Game
- Florida's top-ranked first baseman and 45th-rated overall prospect

CAREER TOTALS

YEAR	GP-GS	AVG	AB	R	H	2B	3B	HR	RBI	BB	SO	SB-A
2021	9-0	.200	10	2	2	1	0	0	1	1	2	0-0
2022	22-13	.294	51	7	15	3	0	1	14	7	19	0-0
TOTALS	31-13	.279	61	9	17	4	0	1	15	8	21	0-0

CAREER SEC TOTALS

YEAR	GP-GS	AVG	AB	R	H	2B	3B	HR	RBI	BB	SO	SB-A
2022	10-6	.136	22	2	3	0	0	0	5	3	9	0-0
TOTALS	10-6	.143	22	2	3	0	0	0	5	3	9	0-0

#45 ALAN ESPINAL, C - SO.

LAST SERIES: (vs. Texas A&M) 1 G/O GS
LAST 10 GAMES: 2 G/O GS, .000 (0-1)
CURRENT STREAK: --

- Belted a home run in his lone trip to the plate in the win over Florida International (May 18), marking the first hit of his collegiate career
- Nation's 28th-best catcher by Perfect Game
- Florida's eighth-ranked catcher and 61st-rated overall prospect
- Undeclared major

CAREER TOTALS

YEAR	GP-GS	AVG	AB	R	H	2B	3B	HR	RBI	BB	SO	SB-A
2021	6-0	.200	5	1	1	0	0	1	1	0	2	0-0
2022	9-0	.222	9	1	2	0	0	0	0	1	6	0-0
TOTALS	15-0	.214	14	2	3	0	0	1	1	1	8	0-0

CAREER SEC TOTALS

YEAR	GP-GS	AVG	AB	R	H	2B	3B	HR	RBI	BB	SO	SB-A
2021	--	--	--	--	--	--	--	--	--	--	--	--
2022	2-0	.000	0	0	0	0	0	0	0	0	0	0-0
TOTALS	2-0	.000	0	0	0	0	0	0	0	0	0	0-0

#48 CHRISTIAN SMITH, OF - FR.

LAST SERIES:
LAST 10 GAMES:
CURRENT STREAK: --

- Attended Grady High School (Atlanta, Ga.)
- The No. 21 overall prospect in the state of Georgia according to Perfect Game
- Rated the third-best outfielder in Georgia
- 2021 Perfect Game Preseason All-America

CAREER TOTALS

YEAR	GP-GS	AVG	AB	R	H	2B	3B	HR	RBI	BB	SO	SB-A
2022	--	--	--	--	--	--	--	--	--	--	--	--
TOTALS	--	--	--	--	--	--	--	--	--	--	--	--

CAREER SEC TOTALS

YEAR	GP-GS	AVG	AB	R	H	2B	3B	HR	RBI	BB	SO	SB-A
2022	--	--	--	--	--	--	--	--	--	--	--	--
TOTALS	--	--	--	--	--	--	--	--	--	--	--	--

#51 ENRIQUE BRADFIELD JR., OF - SO.

LAST SERIES: (vs. Texas A&M) 3 G/3 GS, .222 (2-9), HR, 3B, RBI, 5 R, 5 BB, 2 SB
LAST 10 GAMES: 10 G/10 GS, .229 (8-35), 2 HR, 2 3B, 6 RBI, 8 R, 10 BB, 9 SB
CURRENT STREAK: Eight-game on-base streak

- 2021 SEC Freshman of the Year
- Consensus All-American and unanimous Freshman All-American last season
- Named to the ABCA/Rawlings Division I Gold Glove Team
- Undeclared major

CAREER TOTALS

YEAR	GP-GS	AVG	AB	R	H	2B	3B	HR	RBI	BB	SO	SB-A
2021	67-67	.336	244	60	82	8	4	1	38	45	42	47-53
2022	43-43	.284	162	44	46	7	5	5	22	31	30	28-28
TOTALS	110-110	.315	406	104	128	15	9	6	60	76	72	75-81

CAREER SEC TOTALS

YEAR	GP-GS	AVG	AB	R	H	2B	3B	HR	RBI	BB	SO	SB-A
2021	29-29	.373	110	29	41	4	1	1	20	21	14	28-32
2022	21-21	.278	90	19	25	3	4	4	14	11	14	11-11
TOTALS	50-50	.330	200	48	66	7	5	5	34	32	28	39-43

#52 SAM HUNT, UTL - FR.

LAST SERIES:
LAST 10 GAMES: 0 G
CURRENT STREAK: --

- Spent two years at St. Louis Park (Minn.) High School before transferring to IMG Academy (Bradenton, Fla.)
- The second-best overall prospect in the state of Minnesota according to Perfect Game
- Rated the 31st-best catcher nationally
- 2020 Perfect Game Preseason Underclassmen All-America

CAREER TOTALS

YEAR	GP-GS	AVG	AB	R	H	2B	3B	HR	RBI	BB	SO	SB-A
2022	--	--	--	--	--	--	--	--	--	--	--	--
TOTALS	--	--	--	--	--	--	--	--	--	--	--	--

CAREER SEC TOTALS

YEAR	GP-GS	AVG	AB	R	H	2B	3B	HR	RBI	BB	SO	SB-A
2022	--	--	--	--	--	--	--	--	--	--	--	--
TOTALS	--	--	--	--	--	--	--	--	--	--	--	--



The Automated ScoreBook Overall Statistics for Vanderbilt (as of May 03, 2022) (All games Sorted by Batting avg)



Record: 29-14 Home: 19-9 Away: 8-5 Neutral: 2-0 SEC: 10-11

Player	avg	gp-gs	ab	r	h	2b	3b	hr	rbi	tb	slg%	bb	hp	so	gdp	ob%	sf	sh	sb-att	po	a	e	fld%	
12 Dominic Keegan	.394	43-43	160	32	63	14	2	8	43	105	.656	24	0	33	5	.468	2	0	0-0	329	24	3	.992	
34 Spencer Jones	.353	42-42	153	39	54	16	1	7	37	93	.608	21	6	47	2	.448	1	0	8-9	52	1	1	.981	
16 Jack Bulger	.297	40-39	145	23	43	5	0	3	19	57	.393	19	3	17	5	.387	1	1	3-3	203	16	1	.995	
51 Enrique Bradfield Jr	.284	43-43	162	44	46	7	5	5	22	78	.481	31	2	30	3	.399	3	2	28-28	80	0	2	.976	
6 Tate Kolwyck	.281	38-38	139	22	39	9	0	6	26	66	.475	13	0	34	4	.340	1	4	0-0	44	81	2	.984	
2 Javier Vaz	.253	33-27	95	15	24	6	1	3	20	41	.432	15	2	9	1	.357	3	4	3-4	37	4	0	1.000	
11 Davis Diaz	.244	41-38	127	32	31	8	0	1	18	42	.331	30	5	23	4	.393	6	4	4-4	31	50	4	.953	
9 Carter Young	.222	42-42	144	27	32	5	3	5	21	58	.403	27	4	54	0	.358	1	0	2-4	50	102	7	.956	

21 Calvin Hewett	.404	23-12	52	15	21	2	0	3	10	32	.615	7	7	13	0	.530	0	0	4-5	26	0	0	1.000	
10 T.J. McKenzie	.364	11-1	11	2	4	1	0	1	5	8	.727	1	0	3	0	.417	0	1	0-0	3	0	0	1.000	
39 Gavin Casas	.294	22-13	51	7	15	3	0	1	14	21	.412	7	2	19	1	.381	3	0	0-0	66	7	0	1.000	
1 Matthew Polk	.280	17-5	25	5	7	1	0	1	7	11	.440	1	4	8	0	.400	0	0	1-2	1	0	1	.500	
25 Parker Noland	.227	31-25	88	18	20	3	0	3	12	32	.364	16	0	31	2	.346	0	2	3-5	142	14	3	.981	
45 Alan Espinal	.222	9-0	9	1	2	0	0	0	0	2	.222	1	0	6	0	.300	0	0	0-0	30	2	1	.970	
19 Troy LaNeve	.194	16-8	31	6	6	0	0	2	7	12	.387	5	0	10	0	.297	1	0	0-0	4	0	0	1.000	
3 Rob Gordon	.182	8-3	11	4	2	2	0	0	3	4	.364	1	1	6	0	.308	0	0	2-3	2	9	0	1.000	
13 Jonathan Vastine	.176	22-8	34	4	6	1	0	0	5	7	.206	2	0	11	0	.211	2	1	1-1	15	12	1	.964	
23 Kenny Mallory Jr.	.000	3-0	4	0	0	0	0	0	0	0	.000	0	0	2	0	.000	0	0	0-0	0	0	0	.000	
Totals	.288	43	1441	296	415	83	12	49	269	669	.464	221	36	356	27	.390	24	19	59-68	1134	368	28	.982	
Opponents	.202	43	1364	148	275	50	4	31	138	426	.312	150	38	474	20	.297	8	8	34-51	1092	408	46	.970	

LOB - Team (353), Opp (287). DPs turned - Team (25), Opp (31). CI - Team (1), Bulger 1. IBB - Team (8), Keegan 4, Young 2, Jones 1, Bulger 1, Opp (5). Picked off - Diaz 1, Kolwyck 1, Young 1, Bulger 1.

(All games Sorted by Earned run avg)

Player	era	w-l	app	gs	cg	sho	sv	ip	h	r	er	bb	so	2b	3b	hr	b/avg	wp	hp	bks	sfa	sha
95 Devin Futrell	2.03	8-1	10	9	1	0/2	0	48.2	33	11	11	6	55	9	0	3	.190	3	3	0	2	1
35 Chris McElvain	3.53	5-3	11	11	0	0/3	0	58.2	40	28	23	27	74	6	1	7	.190	3	1	0	0	2
20 Carter Holton	4.23	5-3	11	11	1	0/2	0	55.1	42	29	26	21	76	6	1	10	.205	2	7	1	1	2

99 Jack Anderson	0.00	0-0	12	0	0	0/2	0	10.0	3	0	0	6	18	1	0	0	.097	0	1	0	0	0
44 Donye Evans	0.00	0-0	8	0	0	0/1	0	9.0	2	0	0	4	9	0	0	0	.074	0	1	0	0	0
30 Nelson Berkwich	0.00	1-0	11	0	0	0/1	0	8.2	6	1	0	4	13	3	0	0	.182	0	1	0	0	0
77 Brett Hansen	0.00	0-0	8	0	0	0/2	0	7.0	3	0	0	1	7	1	0	0	.136	0	0	0	1	0
66 Thomas Schultz	1.64	2-1	16	0	0	0/2	6	22.0	13	4	4	4	26	4	0	0	.181	0	2	0	0	1
42 Christian Little	2.42	0-1	12	0	0	0/2	2	22.1	15	6	6	7	28	1	0	1	.183	3	2	0	1	1
88 Patrick Reilly	2.85	2-2	11	3	0	0/1	0	41.0	33	13	13	26	58	4	0	2	.220	3	7	0	2	1
29 Nick Maldonado	3.20	2-1	7	3	0	0/2	0	19.2	19	11	7	7	17	6	0	2	.253	2	2	0	1	0
98 Greysen Carter	3.86	0-0	3	0	0	0/0	0	2.1	1	2	1	4	3	0	0	0	.125	0	2	0	0	0
97 Bryce Cunningham	3.95	2-1	10	4	0	0/2	0	27.1	23	14	12	12	22	3	1	3	.228	1	2	0	0	0
33 Hunter Owen	4.05	2-1	8	1	0	0/1	0	26.2	22	12	12	8	38	1	0	2	.222	4	5	0	0	0
36 Grayson Moore	4.67	0-0	11	1	0	0/0	0	17.1	16	10	9	10	26	4	1	1	.246	1	0	0	0	0
17 Ryan Ginther	13.50	0-0	2	0	0	0/0	0	2.0	3	3	3	1	4	1	0	0	.333	1	1	0	0	0
46 Gage Bradley	99.00	0-0	1	0	0	0/0	0	0.0	1	4	3	2	0	0	0	0	1.000	0	1	0	0	0
Totals	3.10	29-14	43	43	2	8/8	8	378.0	275	148	130	150	474	50	4	31	.202	23	38	1	8	8
Opponents	6.60	14-29	43	43	2	2/1	7	364.0	415	296	267	221	356	83	12	49	.288	50	36	9	24	19

PB - Team (7), Keegan 5, Bulger 2, Opp (15). Pickoffs - Team (1), Futrell 1, Opp (4). SBA/ATT - Keegan (21-31), Reilly (10-13), Bulger (10-13), Cunningham (3-5), McElvain (3-5), Futrell (3-5), Owen (4-4), Moore (3-4), Evans (1-3), Espinal (2-3), Schultz (1-3), Holton (2-3), Maldonado (0-2), Ginther (2-2), Little (1-1), Berkwich (1-1).



The Automated ScoreBook
Overall Statistics for Vanderbilt (as of May 03, 2022)
(All games Sorted by Fielding pct)



Player	c	po	a	e	fld%	dp	sba	csb	sba%	pb	ci
39 Gavin Casas	73	66	7	0	1.000	7	0	0	.000	0	0
2 Javier Vaz	41	37	4	0	1.000	0	0	0	.000	0	0
21 Calvin Hewett	26	26	0	0	1.000	0	0	0	.000	0	0
35 Chris McElvain	13	4	9	0	1.000	1	3	2	.600	0	0
3 Rob Gordon	11	2	9	0	1.000	2	0	0	.000	0	0
66 Thomas Schultz	9	2	7	0	1.000	1	1	2	.333	0	0
95 Devin Futrell	8	0	8	0	1.000	0	3	2	.600	0	0
88 Patrick Reilly	8	5	3	0	1.000	1	10	3	.769	0	0
20 Carter Holton	7	0	7	0	1.000	0	2	1	.667	0	0
33 Hunter Owen	5	0	5	0	1.000	0	4	0	1.000	0	0
19 Troy LaNeve	4	4	0	0	1.000	0	0	0	.000	0	0
10 T.J. McKenzie	3	3	0	0	1.000	0	0	0	.000	0	0
30 Nelson Berkwich	2	0	2	0	1.000	0	1	0	1.000	0	0
42 Christian Little	2	0	2	0	1.000	0	1	0	1.000	0	0
44 Donye Evans	2	0	2	0	1.000	0	1	2	.333	0	0
99 Jack Anderson	2	1	1	0	1.000	1	0	0	.000	0	0
77 Brett Hansen	2	2	0	0	1.000	1	0	0	.000	0	0
36 Grayson Moore	1	1	0	0	1.000	0	3	1	.750	0	0
16 Jack Bulger	220	203	16	1	.995	0	10	3	.769	2	1
12 Dominic Keegan	356	329	24	3	.992	5	21	10	.677	5	0
6 Tate Kolwyck	127	44	81	2	.984	13	0	0	.000	0	0
34 Spencer Jones	54	52	1	1	.981	0	0	0	.000	0	0
25 Parker Noland	159	142	14	3	.981	11	0	0	.000	0	0
51 Enrique Bradfield Jr	82	80	0	2	.976	0	0	0	.000	0	0
45 Alan Espinal	33	30	2	1	.970	1	2	1	.667	0	0
13 Jonathan Vastine	28	15	12	1	.964	2	0	0	.000	0	0
9 Carter Young	159	50	102	7	.956	16	0	0	.000	0	0
11 Davis Diaz	85	31	50	4	.953	2	0	0	.000	0	0
29 Nick Maldonado	6	4	0	2	.667	1	0	2	.000	0	0
1 Matthew Polk	2	1	0	1	.500	0	0	0	.000	0	0
98 Greysen Carter	0	0	0	0	.000	0	0	0	.000	0	0
97 Bryce Cunningham	0	0	0	0	.000	0	3	2	.600	0	0
17 Ryan Ginther	0	0	0	0	.000	0	2	0	1.000	0	0
46 Gage Bradley	0	0	0	0	.000	0	0	0	.000	0	0
23 Kenny Mallory Jr.	0	0	0	0	.000	0	0	0	.000	0	0
Totals	1530	1134	368	28	.982	25	34	17	.667	7	1
Opponents	1546	1092	408	46	.970	31	59	9	.868	15	0

Hitting minimums - 2.5 TPA/Game

Pitching minimums - 1.0 IP/Game



The Automated ScoreBook
Conference statistics for Vanderbilt (as of Apr 30, 2022)
(SEC games only Sorted by Batting avg)



Record: 10-11 Home: 6-6 Away: 4-5 SEC: 10-11

Player	avg	gp-gs	ab	r	h	2b	3b	hr	rbi	tb	slg%	bb	hp	so	gdp	ob%	sf	sh	sb-att	po	a	e	fld%
12 Dominic Keegan	.357	21-21	84	13	30	8	1	3	16	49	.583	9	0	20	3	.415	1	0	0-0	171	8	0	1.000
34 Spencer Jones	.346	21-21	78	21	27	6	1	5	17	50	.641	11	4	23	0	.452	0	0	3-4	31	1	1	.970
6 Tate Kolwyck	.317	17-17	63	9	20	3	0	2	11	29	.460	8	0	18	1	.394	0	0	0-0	25	40	0	1.000
16 Jack Bulger	.307	21-21	75	11	23	3	0	1	11	29	.387	12	2	11	3	.411	1	0	0-0	102	10	1	.991
51 Enrique Bradfield Jr	.278	21-21	90	19	25	3	4	4	14	48	.533	11	1	14	3	.359	1	1	11-11	42	0	1	.977
9 Carter Young	.187	21-21	75	10	14	3	0	1	7	20	.267	10	1	33	0	.287	1	0	0-0	26	50	0	1.000
11 Davis Diaz	.162	20-19	68	12	11	2	0	1	7	16	.235	12	3	17	2	.302	3	2	1-1	18	26	3	.936

21 Calvin Hewett	.379	11-8	29	7	11	1	0	2	6	18	.621	7	3	8	0	.538	0	0	1-1	12	0	0	1.000
1 Matthew Polk	.273	5-3	11	3	3	1	0	1	3	7	.636	1	1	4	0	.385	0	0	0-0	0	0	0	.000
25 Parker Noland	.238	14-12	42	6	10	3	0	2	4	19	.452	6	0	13	1	.333	0	2	0-1	63	6	1	.986
19 Troy LaNeve	.182	6-3	11	2	2	0	0	1	4	5	.455	1	0	6	0	.250	0	0	0-0	4	0	0	1.000
13 Jonathan Vastine	.176	11-4	17	1	3	1	0	0	4	4	.235	0	0	6	0	.158	2	1	0-0	3	8	0	1.000
2 Javier Vaz	.158	15-10	38	4	6	1	0	1	6	10	.263	5	0	2	0	.244	2	3	2-2	12	1	0	1.000
39 Gavin Casas	.136	10-6	22	2	3	0	0	0	5	3	.136	3	0	9	0	.222	2	0	0-0	30	3	0	1.000
3 Rob Gordon	.125	5-2	8	1	1	1	0	0	0	2	.250	0	0	5	0	.125	0	0	1-1	2	5	0	1.000
45 Alan Espinal	.000	2-0	0	0	0	0	0	0	0	0	.000	0	0	0	0	.000	0	0	0-0	5	0	0	1.000
Totals	.266	21	711	121	189	36	6	24	115	309	.435	96	15	189	13	.359	13	9	19-21	555	176	7	.991
Opponents	.221	21	682	93	151	25	3	26	88	260	.381	89	19	218	8	.326	4	2	17-25	552	205	19	.976

LOB - Team (171), Opp (149). DPs turned - Team (11), Opp (15). CI - Team (1), Bulger 1. IBB - Team (5), Keegan 2, Young 1, Jones 1, Bulger 1, Opp (4). Picked off - Kolwyck 1.

(SEC games only Sorted by Earned run avg)

Player	era	w-l	app	gs	cg	sho	sv	ip	h	r	er	bb	so	2b	3b	hr	b/avg	wp	hp	bks	sfa	sha
88 Patrick Reilly	4.01	0-2	7	2	0	0/0	0	24.2	22	11	11	17	33	2	0	2	.234	3	5	0	1	0
35 Chris McElvain	4.12	3-3	7	7	0	0/2	0	39.1	24	18	18	21	44	6	1	7	.176	2	1	0	0	1
97 Bryce Cunningham	4.84	2-1	7	4	0	0/0	0	22.1	22	14	12	9	16	3	1	3	.256	1	1	0	0	0
20 Carter Holton	5.29	2-3	7	7	0	0/1	0	32.1	34	22	19	16	41	5	0	8	.264	2	5	1	1	1

44 Donye Evans	0.00	0-0	5	0	0	0/1	0	5.2	1	0	0	4	6	0	0	0	.059	0	0	0	0	0
30 Nelson Berkwich	0.00	1-0	5	0	0	0/1	0	4.1	4	0	0	2	8	3	0	0	.235	0	0	0	0	0
77 Brett Hansen	0.00	0-0	3	0	0	0/0	0	2.2	2	0	0	1	3	1	0	0	.250	0	0	0	1	0
99 Jack Anderson	0.00	0-0	4	0	0	0/0	0	2.1	2	0	0	2	2	0	0	0	.250	0	1	0	0	0
66 Thomas Schultz	1.50	1-0	7	0	0	0/0	3	12.0	8	2	2	3	14	1	0	0	.205	0	2	0	0	0
42 Christian Little	1.93	0-1	6	0	0	0/2	1	14.0	6	3	3	3	17	0	0	1	.128	2	1	0	1	0
29 Nick Maldonado	6.75	1-0	3	0	0	0/0	0	6.2	7	6	5	2	8	1	0	2	.259	1	1	0	0	0
33 Hunter Owen	7.11	0-1	4	1	0	0/0	0	12.2	11	10	10	4	16	1	0	2	.229	2	2	0	0	0
36 Grayson Moore	10.50	0-0	5	0	0	0/0	0	6.0	8	7	7	5	10	2	1	1	.308	1	0	0	0	0
Totals	4.23	10-11	21	21	0	3/3	4	185.0	151	93	87	89	218	25	3	26	.221	14	19	1	4	2
Opponents	5.53	11-10	21	21	2	1/0	5	184.0	189	121	113	96	189	36	6	24	.266	20	15	1	13	9

PB - Team (3), Keegan 2, Bulger 1, Opp (6). Pickoffs - Team (0), Opp (1). SBA/ATT - Keegan (11-16), Reilly (6-8), Bulger (6-8), McElvain (1-3), Cunningham (2-3), Holton (2-3), Owen (2-2), Evans (1-2), Schultz (1-2), Little (1-1), Moore (1-1).



The Automated ScoreBook
Conference statistics for Vanderbilt (as of Apr 30, 2022)
(SEC games only Sorted by Fielding pct)



Player	c	po	a	e	fld%	dp	sba	csb	sba%	pb	ci
12 Dominic Keegan	179	171	8	0	1.000	2	11	5	.688	2	0
9 Carter Young	76	26	50	0	1.000	6	0	0	.000	0	0
6 Tate Kolwyck	65	25	40	0	1.000	6	0	0	.000	0	0
39 Gavin Casas	33	30	3	0	1.000	2	0	0	.000	0	0
2 Javier Vaz	13	12	1	0	1.000	0	0	0	.000	0	0
21 Calvin Hewett	12	12	0	0	1.000	0	0	0	.000	0	0
13 Jonathan Vastine	11	3	8	0	1.000	0	0	0	.000	0	0
3 Rob Gordon	7	2	5	0	1.000	2	0	0	.000	0	0
35 Chris McElvain	6	1	5	0	1.000	1	1	2	.333	0	0
45 Alan Espinal	5	5	0	0	1.000	0	0	0	.000	0	0
88 Patrick Reilly	5	3	2	0	1.000	0	6	2	.750	0	0
19 Troy LaNeve	4	4	0	0	1.000	0	0	0	.000	0	0
20 Carter Holton	4	0	4	0	1.000	0	2	1	.667	0	0
66 Thomas Schultz	3	1	2	0	1.000	1	1	1	.500	0	0
29 Nick Maldonado	3	3	0	0	1.000	1	0	0	.000	0	0
33 Hunter Owen	2	0	2	0	1.000	0	2	0	1.000	0	0
44 Donye Evans	2	0	2	0	1.000	0	1	1	.500	0	0
77 Brett Hansen	1	1	0	0	1.000	1	0	0	.000	0	0
42 Christian Little	1	0	1	0	1.000	0	1	0	1.000	0	0
16 Jack Bulger	113	102	10	1	.991	0	6	2	.750	1	1
25 Parker Noland	70	63	6	1	.986	7	0	0	.000	0	0
51 Enrique Bradfield Jr	43	42	0	1	.977	0	0	0	.000	0	0
34 Spencer Jones	33	31	1	1	.970	0	0	0	.000	0	0
11 Davis Diaz	47	18	26	3	.936	1	0	0	.000	0	0
99 Jack Anderson	0	0	0	0	.000	0	0	0	.000	0	0
36 Grayson Moore	0	0	0	0	.000	0	1	0	1.000	0	0
30 Nelson Berkwich	0	0	0	0	.000	0	0	0	.000	0	0
97 Bryce Cunningham	0	0	0	0	.000	0	2	1	.667	0	0
1 Matthew Polk	0	0	0	0	.000	0	0	0	.000	0	0
Totals	738	555	176	7	.991	11	17	8	.680	3	1
Opponents	776	552	205	19	.976	15	19	2	.905	6	0

Hitting minimums - 2.5 TPA/Game

Pitching minimums - 1.0 IP/Game



The Automated ScoreBook
Game Results for Vanderbilt (as of May 03, 2022)
(All games)



Date	Opponent	Score	Inns	Overall	SEC	Pitcher of record	Attend	Time
Feb 18, 2022	#7 OKLAHOMA STATE	w 3-0	9	1-0-0	0-0-0	McElvain (W 1-0)	3802	2:54
Feb 19, 2022	#7 OKLAHOMA STATE	L 3-4	9	1-1-0	0-0-0	Maldonado (L 0-1)	3802	3:00
Feb 20, 2022	#7 OKLAHOMA STATE	L 5-7	9	1-2-0	0-0-0	Schultz (L 0-1)	3802	3:00
Feb 23, 2022	EVANSVILLE	w 9-0	6	2-2-0	0-0-0	Futrell (W 1-0)	854	1:58
Feb 25, 2022	ARMY	w 7-2	9	3-2-0	0-0-0	Reilly (W 1-0)	3609	3:24
Feb 26, 2022	ARMY	w 10-7	9	4-2-0	0-0-0	Holton (W 1-0)	3671	2:53
Feb 27, 2022	ARMY	w 6-0	9	5-2-0	0-0-0	Maldonado (W 1-1)	3727	3:02
Mar 01, 2022	CENTRAL ARKANSAS	w 5-2	9	6-2-0	0-0-0	Futrell (W 2-0)	3569	2:49
Mar 04, 2022	at Hawaii	w 9-2	9	7-2-0	0-0-0	McElvain (W 2-0)	3681	2:58
Mar 05, 2022	at Hawaii-1	w 12-1	7	8-2-0	0-0-0	Holton (W 2-0)	1214	2:20
Mar 05, 2022	at Hawaii-2	w 13-1	9	9-2-0	0-0-0	Owen (W 1-0)	3160	3:21
Mar 06, 2022	at Hawaii	w 2-1	9	10-2-0	0-0-0	Futrell (W 3-0)	2741	3:18
Mar 11, 2022	WAGNER-1	w 12-7	9	11-2-0	0-0-0	Reilly (W 2-0)	3416	2:54
Mar 11, 2022	WAGNER-2	w 13-0	9	12-2-0	0-0-0	Holton (W 3-0)	3481	2:42
Mar 13, 2022	WAGNER	w 15-5	9	13-2-0	0-0-0	Owen (W 2-0)	3674	3:08
Mar 15, 2022	MICHIGAN	w 5-4	9	14-2-0	0-0-0	Schultz (W 1-1)	3802	3:13
* Mar 18, 2022	MISSOURI	w 15-2	9	15-2-0	1-0-0	McElvain (W 3-0)	3802	2:48
* Mar 19, 2022	MISSOURI	w 6-0	9	16-2-0	2-0-0	Holton (W 4-0)	3802	2:48
* Mar 20, 2022	MISSOURI	w 7-4	9	17-2-0	3-0-0	Berkwich (W 1-0)	3802	3:13
Mar 22, 2022	vs Belmont	w 13-4	9	18-2-0	3-0-0	Futrell (W 4-0)	0	3:10
* Mar 24, 2022	at South Carolina	w 10-0	9	19-2-0	4-0-0	McElvain (W 4-0)	6608	2:45
* Mar 25, 2022	at South Carolina	L 2-8	9	19-3-0	4-1-0	Holton (L 4-1)	7647	2:55
* Mar 26, 2022	at South Carolina	L 6-8	9	19-4-0	4-2-0	Owen (L 2-1)	8032	3:12
Mar 29, 2022	vs Lipscomb	w 7-1	9	20-4-0	4-2-0	Futrell (W 5-0)	2344	3:01
* Apr 01, 2022	#1 TENNESSEE	L 2-6	9	20-5-0	4-3-0	McElvain (L 4-1)	3802	3:07
* Apr 02, 2022	#1 TENNESSEE	L 2-5	9	20-6-0	4-4-0	Holton (L 4-2)	3802	2:30
* Apr 03, 2022	#1 TENNESSEE	L 0-5	9	20-7-0	4-5-0	Reilly (L 2-1)	3802	2:29
Apr 05, 2022	AUSTIN PEAY	w 12-2	9	21-7-0	4-5-0	Futrell (W 6-0)	3314	2:42
* Apr 08, 2022	at #25 Auburn	L 1-5	9	21-8-0	4-6-0	McElvain (L 4-2)	3925	2:44
* Apr 09, 2022	at #25 Auburn	w 19-4	9	22-8-0	5-6-0	Cunningham (W 1-0)	4096	3:35
* Apr 10, 2022	at #25 Auburn	L 2-8	9	22-9-0	5-7-0	Reilly (L 2-2)	3796	2:36
Apr 12, 2022	WESTERN KENTUCKY	w 7-4	9	23-9-0	5-7-0	Futrell (W 7-0)	3777	2:39
* Apr 15, 2022	#23 FLORIDA	w 5-4	9	24-9-0	6-7-0	Schultz (W 2-1)	3802	2:53
* Apr 16, 2022	#23 FLORIDA	w 8-6	9	25-9-0	7-7-0	Maldonado (W 2-1)	3802	3:05
* Apr 17, 2022	#23 FLORIDA	L 3-4	(10)	25-10-0	7-8-0	Little (L 0-1)	3802	2:35
Apr 19, 2022	TENNESSEE TECH	w 7-0	9	26-10-0	7-8-0	Futrell (W 8-0)	3788	3:00
* Apr 22, 2022	at Kentucky	w 10-0	9	27-10-0	8-8-0	McElvain (W 5-2)	2506	3:17
* Apr 23, 2022	at Kentucky	L 2-3	9	27-11-0	8-9-0	Holton (L 4-3)	2394	2:28
* Apr 24, 2022	at Kentucky	w 5-3	9	28-11-0	9-9-0	Cunningham (W 2-0)	2833	3:25
* Apr 28, 2022	#21 TEXAS A&M	L 1-5	9	28-12-0	9-10-0	McElvain (L 5-3)	3802	3:16
* Apr 29, 2022	#21 TEXAS A&M	w 11-1	9	29-12-0	10-10-0	Holton (W 5-3)	3802	3:03
* Apr 30, 2022	#21 TEXAS A&M	L 4-12	9	29-13-0	10-11-0	Cunningham (L 2-1)	3802	3:42
May 03, 2022	#10 LOUISVILLE	L 0-1	9	29-14-0	10-11-0	Futrell (L 8-1)	3802	2:50

() extra inning game



The Automated ScoreBook
Miscellaneous Stats for Vanderbilt (as of May 03, 2022)
(All games)



Multiple Hit Games	2	3	4	5+	Total
12 Dominic Keegan	14	5	2	-	21
51 Enrique Bradfield Jr	12	2	1	-	15
6 Tate Kolwyck	9	3	-	-	12
34 Spencer Jones	5	5	1	-	11
16 Jack Bulger	5	4	-	1	10
11 Davis Diaz	4	4	-	-	8
2 Javier Vaz	4	2	-	-	6
25 Parker Noland	4	2	-	-	6
21 Calvin Hewett	3	2	-	-	5
9 Carter Young	4	-	1	-	5
39 Gavin Casas	3	1	-	-	4
1 Matthew Polk	1	-	-	-	1
13 Jonathan Vastine	1	-	-	-	1
10 T.J. McKenzie	1	-	-	-	1
19 Troy LaNeve	1	-	-	-	1
TEAM	71	30	5	1	107

Multiple RBI Games	2	3	4	5+	Total
12 Dominic Keegan	9	2	2	-	13
34 Spencer Jones	5	4	1	-	10
16 Jack Bulger	6	-	-	-	6
6 Tate Kolwyck	3	2	-	-	5
9 Carter Young	3	2	-	-	5
2 Javier Vaz	1	1	1	1	4
21 Calvin Hewett	3	-	-	-	3
39 Gavin Casas	1	-	2	-	3
11 Davis Diaz	3	-	-	-	3
1 Matthew Polk	2	-	-	-	2
51 Enrique Bradfield Jr	-	1	1	-	2
19 Troy LaNeve	1	1	-	-	2
25 Parker Noland	1	1	-	-	2
10 T.J. McKenzie	-	1	-	-	1
3 Rob Gordon	-	1	-	-	1
TEAM	38	16	7	1	62

Hitting Streaks	Longest	Current
34 Spencer Jones	15	15
6 Tate Kolwyck	11	-
51 Enrique Bradfield Jr	10	-
9 Carter Young	9	-
12 Dominic Keegan	8	-
21 Calvin Hewett	7	-
16 Jack Bulger	5	-
39 Gavin Casas	4	-
2 Javier Vaz	4	1
11 Davis Diaz	4	-
13 Jonathan Vastine	3	-
3 Rob Gordon	2	-
19 Troy LaNeve	2	-
25 Parker Noland	2	-
1 Matthew Polk	2	-
45 Alan Espinal	1	-
10 T.J. McKenzie	1	-

Reached Base Streaks	Longest	Current
51 Enrique Bradfield Jr	21	8
12 Dominic Keegan	18	12
9 Carter Young	18	2
6 Tate Kolwyck	16	-
34 Spencer Jones	16	15
11 Davis Diaz	11	4
39 Gavin Casas	11	-
21 Calvin Hewett	10	10
16 Jack Bulger	9	5
25 Parker Noland	8	-
2 Javier Vaz	7	1
13 Jonathan Vastine	4	-
1 Matthew Polk	3	-
19 Troy LaNeve	3	-
3 Rob Gordon	2	-
10 T.J. McKenzie	1	-
45 Alan Espinal	1	-



The Automated ScoreBook
Miscellaneous Stats for Vanderbilt (as of May 03, 2022)
(All games)



Starting Lineup By Position
(Team W-L record when starter)

PITCHER:		
35 Chris McElvain	11	(8-3)
20 Carter Holton	11	(7-4)
95 Devin Futrell	9	(8-1)
97 Bryce Cunningha	4	(1-3)
88 Patrick Reilly	3	(1-2)
29 Nick Maldonado	3	(2-1)
33 Hunter Owen	1	(1-0)
36 Grayson Moore	1	(1-0)
CATCHER:		
12 Dominic Keegan	22	(14-8)
16 Jack Bulger	21	(15-6)
FIRST BASE:		
25 Parker Noland	19	(13-6)
12 Dominic Keegan	13	(8-5)
39 Gavin Casas	9	(7-2)
13 Jonathan Vastine	2	(1-1)
SECOND BASE:		
6 Tate Kolwyck	38	(27-11)
13 Jonathan Vastine	4	(2-2)
3 Rob Gordon	1	(0-1)
THIRD BASE:		
11 Davis Diaz	37	(27-10)
25 Parker Noland	5	(1-4)
3 Rob Gordon	1	(1-0)
SHORTSTOP:		
9 Carter Young	42	(28-14)
11 Davis Diaz	1	(1-0)
LEFT FIELD:		
2 Javier Vaz	25	(18-7)
21 Calvin Hewett	12	(6-6)
19 Troy LaNeve	4	(3-1)
1 Matthew Polk	1	(1-0)
10 T.J. McKenzie	1	(1-0)
CENTER FIELD:		
51 Enrique Bradfield	43	(29-14)
RIGHT FIELD:		
34 Spencer Jones	42	(28-14)
2 Javier Vaz	1	(1-0)
DESIGNATED HITTER:		
16 Jack Bulger	18	(10-8)
12 Dominic Keegan	8	(7-1)
1 Matthew Polk	4	(2-2)
39 Gavin Casas	4	(3-1)
19 Troy LaNeve	4	(3-1)
13 Jonathan Vastine	2	(2-0)
2 Javier Vaz	1	(0-1)
25 Parker Noland	1	(1-0)
3 Rob Gordon	1	(1-0)

Starting Lineup By Lineup Spot
(Team W-L record when starter)

LEADOFF:		
51 Enrique Bradfield	41	(27-14)
11 Davis Diaz	2	(2-0)
2ND SPOT:		
11 Davis Diaz	24	(17-7)
16 Jack Bulger	14	(9-5)
2 Javier Vaz	2	(1-1)
51 Enrique Bradfield	2	(2-0)
21 Calvin Hewett	1	(0-1)
3RD SPOT:		
34 Spencer Jones	36	(23-13)
12 Dominic Keegan	7	(6-1)
CLEANUP:		
12 Dominic Keegan	34	(21-13)
34 Spencer Jones	6	(5-1)
16 Jack Bulger	2	(2-0)
39 Gavin Casas	1	(1-0)
5TH SPOT:		
16 Jack Bulger	9	(4-5)
39 Gavin Casas	9	(6-3)
2 Javier Vaz	8	(8-0)
25 Parker Noland	7	(4-3)
6 Tate Kolwyck	4	(4-0)
19 Troy LaNeve	2	(1-1)
21 Calvin Hewett	2	(0-2)
12 Dominic Keegan	1	(1-0)
9 Carter Young	1	(1-0)
6TH SPOT:		
16 Jack Bulger	14	(10-4)
6 Tate Kolwyck	9	(4-5)
9 Carter Young	7	(5-2)
21 Calvin Hewett	6	(4-2)
2 Javier Vaz	3	(2-1)
39 Gavin Casas	2	(2-0)
25 Parker Noland	1	(1-0)
12 Dominic Keegan	1	(1-0)
7TH SPOT:		
9 Carter Young	12	(9-3)
2 Javier Vaz	10	(6-4)
6 Tate Kolwyck	7	(4-3)
11 Davis Diaz	4	(4-0)
13 Jonathan Vastine	4	(3-1)
25 Parker Noland	3	(0-3)
21 Calvin Hewett	1	(1-0)
39 Gavin Casas	1	(1-0)
19 Troy LaNeve	1	(1-0)
8TH SPOT:		
6 Tate Kolwyck	18	(15-3)
11 Davis Diaz	7	(4-3)
1 Matthew Polk	4	(2-2)
2 Javier Vaz	3	(2-1)
25 Parker Noland	3	(2-1)
19 Troy LaNeve	2	(1-1)
3 Rob Gordon	2	(1-1)
9 Carter Young	2	(1-1)
13 Jonathan Vastine	1	(0-1)
21 Calvin Hewett	1	(1-0)
9TH SPOT:		
9 Carter Young	20	(12-8)
25 Parker Noland	11	(8-3)

CAREER HIGHS

99 • Jack Anderson

Innings Pitched: 1.0, 9x, last vs. Louisville (5/3/22)
Strikeouts: 3, 2x, last vs. Louisville (5/3/22)
Hits Allowed: 1, 3x, last at S. Carolina (3/25/22)
Walks Allowed: 1, 6x, last vs. Louisville (5/3/22)
Runs Allowed: None

30 • Nelson Berkwich

Innings Pitched: 3.0, vs. Mississippi State (6/29/21)
Strikeouts: 5, vs. Mississippi State (6/29/21)
Hits Allowed: 6, vs. Mississippi State (6/29/21)
Walks Allowed: 1, 7x, last vs. Texas A&M (4/30/22)
Runs Allowed: 3, 2x, last at Florida (4/30/21)

51 • Enrique Bradfield Jr.

Hits: 4, 3x, last vs. Missouri (3/18/22)
Runs: 3, 6x, last vs. Texas A&M (4/29/22)
RBI: 5, vs. Alabama (5/7/21)
Walks: 3, 2x, last vs. Lipscomb (3/29/22)
HRs: 1, 6x, last vs. Texas A&M (4/29/22)
Strikeouts: 3, 2x, last vs. Louisville (5/3/22)
Stolen Bases: 4, 3x, last at Kentucky (4/23/22)

16 • Jack Bulger

Hits: 5, at Auburn (4/09/22)
Runs: 2, 13x, last at Kentucky (4/24/22)
RBI: 3, 2x, last at Florida (4/30/21)
Walks: 3, vs. Missouri (3/18/22)
HRs: 1, 9x, last vs. Florida (4/17/22)
Strikeouts: 3, 2x, last vs. Mississippi State (4/24/21)
Stolen Bases: 1, 5x, last vs. Tenn. Tech (4/19/22)

98 • Greysen Carter

Innings Pitched: 1.0, 2x, last vs. Wagner (3/13/22)
Strikeouts: 2, at Hawaii (3/5/22)
Hits Allowed: 1, vs. Wagner (3/13/22)
Walks Allowed: 3, vs. Belmont (3/22/22)
Runs Allowed: 1, 2x, last vs. Belmont (3/22/22)

39 • Gavin Casas

Hits: 3, vs. Wagner (3/13/22)
Runs: 2, 2x, last vs. Missouri (3/18/22)
RBI: 4, 2x, last vs. Missouri (3/18/22)
Walks: 2, vs. Missouri (3/19/22)
HRs: 1, vs. Wagner (3/13/22)
Strikeouts: 3, vs. Missouri (3/20/22)
Stolen Bases: None

97 • Bryce Cunningham

Innings Pitched: 6.0, vs. Florida (4/17/22)
Strikeouts: 4, vs. Missouri (3/18/22)
Hits Allowed: 7, vs. Florida (4/17/22)
Walks Allowed: 4, vs. Texas A&M (4/30/22)
Runs Allowed: 7, vs. Texas A&M (4/30/22)

11 • Davis Diaz

Hits: 3, 4x, last vs. Missouri (3/19/22)
Runs: 3, 2x, last at Hawaii (3/5/22)
RBI: 2, 3x, last vs. vs. Austin Peay (4/5/22)
Walks: 3, 2x, last vs. Missouri (3/18/22)
HRs: 1, vs. Missouri (3/19/22)
Strikeouts: 2, 4x, last vs. Florida (4/17/22)
Stolen Bases: 2, vs. Wagner (3/11/22)

43 • Michael Doolin

Innings Pitched: 4.0, vs. South Alabama (2/19/20)
Strikeouts: 7, vs. South Alabama (2/19/20)
Hits Allowed: 2, vs. Evansville (2/25/20)
Walks Allowed: 2, vs. Hawaii (3/1/20)
Runs Allowed: 1, vs. Hawaii (3/1/20)

45 • Alan Espinal

Hits: 1, 2x, last vs. vs. Austin Peay (4/5/22)
Runs: 1, vs. FIU (5/18/21)
RBI: 1, vs. FIU (5/18/21)
Walks: 1, vs. Army (2/26/22)
HRs: 1, vs. FIU (5/18/21)
Strikeouts: 2, at Hawaii (3/5/22)
Stolen Bases: None

44 • Donye Evans

Innings Pitched: 2.0, vs. Florida (4/16/22)
Strikeouts: 2, 4x, last vs. Florida (4/16/22)
Hits Allowed: 2, at Oklahoma St.-2 (3/13/21)
Walks Allowed: 2, vs. Texas A&M (4/30/22)
Runs Allowed: 2, at Oklahoma St.-2 (3/13/21)

95 • Devin Futrell

Innings Pitched: 9.0, vs. Lipscomb (3/29/22)
Strikeouts: 10, vs. Austin Peay (4/5/22)
Hits Allowed: 6, 2x, last Austin Peay (4/5/22)
Walks Allowed: 2, vs. Lipscomb (3/29/22)
Runs Allowed: 3, vs. Belmont (3/22/22)

17 • Ryan Ginther

Innings Pitched: 1.0, vs. Wagner (3/13/22)
Strikeouts: 2, 2x, last vs. Wagner (3/13/22)
Hits Allowed: 3, vs. Wagner (3/13/22)
Walks Allowed: 1, vs. Wagner (3/13/22)
Runs Allowed: 3, vs. Wagner (3/13/22)

3 • Rob Gordon

Hits: 1, 2x, last at Auburn (4/08/22)
Runs: 2, Austin Peay (4/5/22)
RBI: 3, Austin Peay (4/5/22)
Walks: 1, Austin Peay (4/5/22)
HRs:
Strikeouts: 3, at Auburn (4/08/22)
Stolen Bases: 1, vs. Michigan (3/15/22)

77 • Brett Hansen

Innings Pitched: 1.0, 4x, last vs. Tenn. Tech (4/19/22)
Strikeouts: 2, Austin Peay (4/5/22)
Hits Allowed: 1, 3x, last vs. Texas A&M (4/28/22)
Walks Allowed: 1, vs. Missouri (3/18/22)
Runs Allowed:

21 • Calvin Hewitt

Hits: 3, 2x, last vs. Austin Peay (4/5/22)
Runs: 3, Austin Peay (4/5/22)
RBI: 2, 2x, last vs. Texas A&M (4/30/22)
Walks: 2, at South Carolina (3/24/22)
HRs: 1, 3x, last vs. Texas A&M (4/30/22)
Strikeouts: 2, 3x, last vs. Louisville (5/3/22)
Stolen Bases: 2, vs. Austin Peay (4/5/22)

40 • Sam Hliboki

Innings Pitched: 5.0, at UCLA (3/6/20)
Strikeouts: 7, vs. Georgia St. (2/27/21)
Hits Allowed: 4, vs. Georgia St. (2/27/21)
Walks Allowed: 1, 4x, last at Missouri (3/25/21)
Runs Allowed: 2, at Oklahoma St.-2 (3/13/21)

20 • Carter Holton

Innings Pitched: 7.0, 2x, last vs. Missouri (3/19/22)
Strikeouts: 13, vs. Wagner (3/11/22)
Hits Allowed: 7, 2x, last at Auburn (4/09/22)
Walks Allowed: 4, 2x, last vs. Texas A&M (4/29/22)
Runs Allowed: 7, at South Carolina (3/25/22)

52 • Sam Hunt

Hits: None
Runs: None
RBI: None
Walks: None
HRs: None
Strikeouts: None
Stolen Bases: None

34 • Spencer Jones

Hits: 4, 2x, last vs. Oklahoma State (2/19/22)
Runs: 4, at Auburn (4/09/22)
RBI: 4, vs. Belmont (3/22/22)
Walks: 3, vs. Wagner (3/13/22)
HRs: 1, 10x, last vs. Texas A&M (4/29/22)
Strikeouts: 4, vs. Georgia (4/8/21)
Stolen Bases: 2, vs. UConn (2/15/20)

12 • Dominic Keegan

Hits: 5, vs. Kentucky (5/22/21)
Runs: 3, 8x, last vs. Texas A&M (4/29/22)
RBI: 6, vs. Georgia St.-2 (2/28/21)
Walks: 3, at Hawaii (3/4/22)
HRs: 2, vs. Presbyterian (6/4/21)
Strikeouts: 4, vs. Oklahoma State (2/19/22)
Stolen Bases: None

6 • Tate Kolwyck

Hits: 3, 4x, last vs. Texas A&M (4/29/22)
Runs: 3, 2x, last vs. Wagner (3/11/22)
RBI: 4, 2x, last vs. South Carolina (3/20/21)
Walks: 2, 4x, last at Kentucky (4/22/22)
HRs: 2, vs. South Carolina (3/20/21)
Strikeouts: 3, 3x, last vs. Lipscomb (3/29/22)
Stolen Bases: 1, 2x, last vs. Presbyterian (6/4/21)

19 • Troy Laneve

Hits: 3, 2x, last vs. Kentucky (5/20/21)
Runs: 2, 4x, vs. Wagner (3/13/22)
RBI: 4, vs. Presbyterian (6/4/21)
Walks: 1, 9x, last vs. Missouri (3/18/22)
HRs: 1, 8x, last at Auburn (4/09/22)
Strikeouts: 3, 2x, last at Kentucky (4/24/22)
Stolen Bases: None

42 • Christian Little

Innings Pitched: 5.1, vs. Ole Miss (5/26/21)
Strikeouts: 7, 2x, last vs. Ole Miss (5/26/21)
Hits Allowed: 6, vs. Tennessee Tech (3/30/31)
Walks Allowed: 4, vs. Mississippi State (6/29/21)
Runs Allowed: 6, at Louisville (5/4/21)

50 • Kyle Magrans

Innings Pitched: None
Strikeouts: None
Hits Allowed: None
Walks Allowed: None
Runs Allowed: None

29 • Nick Maldonado

Innings Pitched: 4.0, 3x, last at Hawaii (3/6/22)
Strikeouts: 5, 2x, last vs. Texas A&M (4/30/22)
Hits Allowed: 6, 2x, vs. Oklahoma State (2/19/22)
Walks Allowed: 2, 3x, last at Kentucky (4/24/22)
Runs Allowed: 4, vs. Kentucky (5/22/21)

23 • Kenny Mallory Jr.

Hits: None
Runs: None
RBI: None
Walks: None
HRs: None
Strikeouts: 1, 2x, last vs. Belmont (3/22/22)
Stolen Bases: None

35 • Chris McElvain

Innings Pitched: 7.0, 2x, last at S. Carolina (3/24/22)
Strikeouts: 13, at Hawaii (3/4/22)
Hits Allowed: 7, vs. Wagner (3/11/22)
Walks Allowed: 4, 4x, last vs. Texas A&M (4/28/22)
Runs Allowed: 6, 2x, last vs. Tennessee (4/1/22)

10 • T.J. McKenzie

Hits: 2, at Hawaii (3/5/22)
Runs: 1, 3x, last at Hawaii (3/5/22)
RBI: 3, vs. Evansville (2/23/22)
Walks: 1, vs. Evansville (2/23/22)
HRs: 1, vs. Evansville (2/23/22)
Strikeouts: 1, 3x, last vs. Belmont (3/22/22)
Stolen Bases: None

36 • Grayson Moore

Innings Pitched: 3.0, vs. Oklahoma State (2/19/22)
Strikeouts: 5, vs. Oklahoma State (2/19/22)
Hits Allowed: 3, 2x, last vs. Tennessee (4/3/22)
Walks Allowed: 2, 2x, last at S. Carolina (3/26/22)
Runs Allowed: 3, vs. Texas A&M (4/30/22)

25 • Parker Noland

Hits: 3, 6x, last at Auburn (4/09/22)
Runs: 3, 2x, last vs. Austin Peay (4/5/22)
RBI: 5, vs. FIU (5/18/21)
Walks: 2, 9x, last at Auburn (4/09/22)
HRs: 1, 10x, last vs. Florida (4/17/22)
Strikeouts: 3, 7x, last vs. Texas A&M (4/30/22)
Stolen Bases: 1, 4x, last vs. Austin Peay (4/5/22)

33 • Hunter Owen

Innings Pitched: 4.1, vs. Tennessee (4/1/22)
Strikeouts: 7, vs. Tennessee (4/1/22)
Hits Allowed: 5, vs. Oklahoma State (2/20/22)
Walks Allowed: 2, 10x, last at S. Carolina (3/26/22)
Runs Allowed: 6, at Ole Miss (5/16/21)

1 • Matthew Polk

Hits: 2, at Kentucky (4/22/22)
Runs: 2, at Kentucky (4/22/22)
RBI: 2, 2x, last at Kentucky (4/23/22)
Walks: 1, at Kentucky (4/22/22)
HRs: 1, at Kentucky (4/23/22)
Strikeouts: 2, vs. Texas A&M (4/28/22)
Stolen Bases: 1, vs. Tennessee Tech (4/19/22)

55 • Colton Regen

Innings Pitched: None
Strikeouts: None
Hits Allowed: None
Walks Allowed: None
Runs Allowed: None

88 • Patrick Reilly

Innings Pitched: 7.0 vs. Alabama (5/8/21)
Strikeouts: 14, at South Carolina (3/25/22)
Hits Allowed: 6, at Auburn (4/10/22)
Walks Allowed: 4, 4x, last vs. Tennessee (4/3/22)
Runs Allowed: 6, 2x, last at Auburn (4/10/22)

18 • JD Rogers

Hits: None
Runs: None
RBI: None
Walks: None
HRs: None
Strikeouts: None
Stolen Bases: None

66 • Thomas Schultz

Innings Pitched: 6.0, 2x, last vs. Austin Peay (4/20/21)
Strikeouts: 8, vs. UIC (3/5/21)
Hits Allowed: 6, at Oklahoma St. (3/14/21)
Walks Allowed: 2, 5x, last vs. North Ala. (5/11/21)
Runs Allowed: 6, at Oklahoma St. (3/14/21)

CAREER HIGHS

48 • Christian Smith

Hits: None
Runs: None
RBI: None
Walks: None
HRs: None
Strikeouts: None
Stolen Bases: None

13 • Jonathan Vastine

Hits: 2, at Auburn (4/10/22)
Runs: 1, 4x, last vs. Florida (4/16/22)
RBI: 1, 5x, last vs. Texas A&M (4/29/22)
Walks: 1, 2x, vs. Austin Peay (4/5/22)
HRs: None
Strikeouts: 2, 2x, last vs. Florida (4/16/22)
Stolen Bases: 1, vs. Oklahoma State (2/19/22)

2 • Javier Vaz

Hits: 3, 2x, last at Hawaii (3/5/22)
Runs: 3, vs. Oklahoma State (2/20/22)
RBI: 5, at Hawaii (3/5/22)
Walks: 2, 5x, last vs. Tennessee (4/1/22)
HRs: 1, 2x, last at Auburn (4/09/22)
Strikeouts: 1, 13x, last vs. Louisville (5/3/22)
Stolen Bases: 2, vs. NC State (6/25/21)

9 • Carter Young

Hits: 4, vs. Missouri (3/18/22)
Runs: 3, 2x, last at Tennessee (4/18/21)
RBI: 4, 3x, last at Ole Miss (5/16/21)
Walks: 3, 3x, last at South Carolina (3/24/22)
HRs: 2, vs. Alabama (5/7/21)
Strikeouts: 4, vs. Oklahoma State (2/20/22)
Stolen Bases: 2, at Tennessee (4/18/21)

THE LAST TIME VANDERBILT ...

Won 5 or more consecutive games _____ **18 games (Feb. 23-March 24, 2022)**
Won 7 or more consecutive games _____ **18 games (Feb. 23-March 24, 2022)**
Won 10 or more consecutive games _____ **18 games (Feb. 23-March 24, 2022)**
Won 13 or more consecutive games _____ **18 games (Feb. 23-March 24, 2022)**
Won 14 or more consecutive games _____ **18 games (Feb. 23-March 24, 2022)**
Won 15 or more consecutive games _____ **18 games (Feb. 23-March 24, 2022)**

Won 5 or more consecutive home games _____ **12 games (Feb. 23-March 20, 2022)**
Won 8 or more consecutive home games _____ **12 games (Feb. 23-March 20, 2022)**
Won 10 or more consecutive home games _____ **12 games (Feb. 23-March 20, 2022)**
 Won 20 or more consecutive home games _____ Never Happened

Won 5 or more consecutive road games _____ 7 games (March 25, 2021-April 16, 2021)
 Won 7 or more consecutive road games _____ 7 games (March 25, 2021-April 16, 2021)
 Won 10 or more consecutive road games _____ 11 games (April 9-May 17, 2019)
 Won 12 or more consecutive road games _____ 13 games (April 20, 2013-March 18, 2014)

Won 5 or more consecutive conference games _____ 6 games (March 25-April 3, 2021)
 Won 6 or more consecutive conference games _____ 6 games (March 25-April 3, 2021)
 Won 9 or more consecutive conference games _____ 10 games (April 19-May 10, 2019)
 Won 11 or more consecutive conference games _____ 11 games (April 20-May 16, 2013)

Won 5 or more consecutive conference home games _____ 9 games (May 17, 2018-March 30, 2019)
 Won 8 or more consecutive conference home games _____ 9 games (May 17, 2018-March 30, 2019)
 Won 9 or more consecutive conference home games _____ 12 games (March 23-May 16, 2013)

Won 5 or more consecutive conference road games _____ 16 games (April 19, 2019-April 16, 2021)
 Won 7 or more consecutive conference road games _____ 16 games (April 19, 2019-April 16, 2021)
 Won 9 or more consecutive conference road games _____ 16 games (April 19, 2019-April 16, 2021)

Won 5 or more consecutive midweek games _____ **9 games (May 11, 2021-April 19, 2022)**
 Won 10 or more consecutive midweek games _____ 25 games (March 5, 2019-April 20, 2021)
 Won 15 or more consecutive midweek games _____ 25 games (March 5, 2019-April 20, 2021)
 Won 17 or more consecutive midweek games _____ 25 games (March 5, 2019-April 20, 2021)

Won 5 or more consecutive midweek home games _____ **28 games (March 5, 2019-April 19, 2022)**
Won 13 or more consecutive midweek home games _____ **28 games (March 5, 2019-April 19, 2022)**
Won 14 or more consecutive midweek home games _____ **28 games (March 5, 2019-April 19, 2022)**

Lost 5 or more consecutive games _____ 6 games (April 29-May 8, 2018)
 Lost 7 or more consecutive games _____ 7 games (March 28-April 6, 1997)
 Lost 8 or more consecutive games _____ 12 games (March 25-April 10, 1994)

Lost 4 or more consecutive home games _____ 4 games (Feb. 24-29, 2012)
 Lost 5 or more consecutive home games _____ 6 games (April 30-May 22, 2005)
 Lost 6 or more consecutive home games _____ 6 games (April 30-May 22, 2005)
 Lost 7 or more consecutive home games _____ 9 games (1965-1966)

Lost 5 or more consecutive road games _____ 6 games (March 30-April 20, 2018)
 Lost 6 or more consecutive road games _____ 6 games (March 30-April 20, 2018)
 Lost 7 or more consecutive road games _____ 8 games (Feb. 17-April 6, 2012)
 Lost 8 or more consecutive road games _____ 8 games (Feb. 17-April 6, 2012)
 Lost 9 or more consecutive road games _____ 9 games (March 25-April 26, 1994)
 Lost 10 or more consecutive road games _____ 11 games (April 18, 1978-March 5, 1979)

Lost 5 or more consecutive conference games _____ **6 games (March 25-April 8, 2022)**
Lost 6 or more consecutive conference games _____ **6 games (March 25-April 8, 2022)**
 Lost 7 or more consecutive conference games _____ 7 games (May 10, 2008-March 15, 2009)
 Lost 8 or more consecutive conference games _____ 11 games (April 5-27, 2002)
 Lost 9 or more consecutive conference games _____ 11 games (April 5-27, 2002)
 Lost 10 or more consecutive conference games _____ 11 games (April 5-27, 2002)

Lost 5 or more consecutive conference home games _____ 5 games (April 12-27, 2002)
 Lost 6 or more consecutive conference home games _____ 9 games (April 14-May 14, 2000)
 Lost 7 or more consecutive conference home games _____ 9 games (April 14-May 14, 2000)
 Lost 8 or more consecutive conference home games _____ 9 games (April 14-May 14, 2000)

Lost 5 or more consecutive conference road games _____ 5 games (March 30-April 20, 2018)
 Lost 6 or more consecutive conference road games _____ 10 games (April 5-May 17, 2002)
 Lost 7 or more consecutive conference road games _____ 10 games (April 5-May 17, 2002)
 Lost 8 or more consecutive conference road games _____ 10 games (April 5-May 17, 2002)

Shutout an opponent _____ **at Kentucky, 10-0 (April 22, 2022)**
Shutout an opponent on Opening Day _____ **vs. #7 Oklahoma State, 3-0 (Feb. 18, 2022)**
Shutout an opponent at home _____ **vs. Tennessee Tech, 7-0 (April 19, 2022)**
Shutout an SEC opponent at home _____ **vs. Missouri, 6-0 (March 19, 2022)**
Shutout an opponent on the road _____ **at Kentucky, 10-0 (April 22, 2022)**
Shutout an SEC opponent on the road _____ **at Kentucky, 10-0 (April 22, 2022)**
 Shutout an opponent on a neutral field _____ vs. Duke, 3-0 @ Nashville Super Regional (June 8, 2019)
Shutout a midweek opponent at home _____ **vs. Tennessee Tech, 7-0 (April 19, 2022)**
 Shutout a midweek opponent on the road _____ at Middle Tennessee, 1-0 (April 12, 2011)
Shutout back-to-back opponents _____ **vs. Tennessee Tech, 7-0; at Kentucky, 10-0 (April 19-22, 2022)**
 Shutout three consecutive opponents _____ vs. South Alabama, 3-0 + 4-0; vs. Illinois-Chicago, 9-0 (Feb. 18-21, 2020)

Was shutout _____ **vs. #10 Louisville, 1-0 (May 3, 2022)**
 Was shutout in back-to-back games _____ Kentucky, 14-0 & 4-0 (April 23, 1976)

Was shutout on Opening Day _____ vs. San Diego, 10-0 (Feb. 17, 2006)
 Was shutout at home _____ **vs. #10 Louisville, 1-0 (May 3, 2022)**
 Was shutout at home by an SEC opponent _____ **#1 Tennessee, 5-0 (April 3, 2022)**

Was shutout on the road _____ at Texas A&M, 7-0 (March 17, 2019)
 Was shutout on the road by an SEC opponent _____ at Texas A&M, 7-0 (March 17, 2019)
 Was shutout on a neutral field _____ vs. Mississippi State, 9-0, at College World Series (June 30, 2021)
Was shutout against a midweek opponent at home _____ **vs. #10 Louisville, 1-0 (May 3, 2022)**
 Was shutout against a midweek opponent on the road _____ at North Florida, 2-0 (March 5, 1991)
 Was shutout against a non-conference opponent on a neutral site _____ vs. NC State, 1-0, at CWS (June 21, 2021)

Run-ruled an opponent _____ vs. Auburn, 11-1, 8 inn. @ SEC Tournament (May 22, 1919)
 Run-ruled an opponent at home _____ vs. Evansville, 14-3, 5 inn. (April 17, 2002)

Was run-ruled _____ vs. Texas A&M, 13-3, 7 inn. @ SEC Tournament (May 27, 2016)

Played in 14 or more innings _____ 14 innings, vs. Illinois-Chicago (W, 6-5) (Feb. 27, 2016)
 Played in 15 or more innings _____ 16 innings, vs. Ole Miss (L, 6-5) (April 10, 2015)
 Played in 16 or more innings _____ 16 innings, vs. Ole Miss (L, 6-5) (April 10, 2015)
 Played in 17 or more innings _____ 17 innings, vs. Louisville (W, 11-10) (May 11, 2010)

Won both games of a doubleheader _____ **vs. Wagner: 12-1, 13-1 (March 5, 2022)**
 Shutout opponent in both games of a doubleheader _____ vs. Georgia: 3-0, 6-0 (April 27, 1976)
 Lost both games of a doubleheader _____ at Tennessee: 4-2 (11), 4-3 (April 25, 2010)

Swept a 3-game series at home _____ **vs. Missouri (March 18-20, 2022)**
Swept a 3-game series at home vs. non-conference opponent _____ **vs. Wagner (March 11-13, 2022)**
 Swept a 3-game series on the road _____ at LSU (April 1-3, 2021)
Swept a 3-game SEC series at home _____ **vs. Missouri (March 18-20, 2022)**
 Swept a 3-game SEC series on the road _____ at LSU (April 1-3, 2021)
 Swept a midweek series at home _____ 2 games, vs. South Alabama (Feb. 18-19, 2020)
 Swept a midweek series on the road _____ 2 games, at Ohio (May 17-18, 2005)
Swept a four-game series _____ **at Hawaii (March 4-6, 2022)**

Was swept in a 3-game series at home _____ **vs. #1 Tennessee (April 1-3, 2022)**
 Was swept in a 3-game series at home vs. non-conference opponent _____ vs. Oregon (Feb. 24-26, 2012)
 Was swept in a 3-game series on the road _____ at Auburn (May 4-6, 2018)
Was swept in a 3-game SEC series at home _____ **vs. #1 Tennessee (April 1-3, 2022)**
 Was swept in a 3-game SEC series on the road _____ at Auburn (May 4-6, 2018)

Swept 3 or more SEC series in a season _____ 5, 2019 (vs. UF, at ALA, vs. AUB, at USC, at UK)
 Swept 5 or more SEC series in a season _____ 5, 2019 (vs. UF, at ALA, vs. AUB, at USC, at UK)
 Swept 6 or more SEC series in a season _____ 6, 2013 (at AUB, vs. UT, at OM, vs. MIZ, vs. MSU, vs. UK)
 Was swept in 3 or more SEC series in a season _____ 3, 2009 (vs. ALA, at USC, vs. UT)
 Was swept in 4 or more SEC series in a season _____ 4, 2002 (vs. UGA, at OM, at UF, at AUB)

Swept Alabama in a 3-game series at home _____ April 9-11, 2011
 Swept Alabama in a 3-game series on the road _____ April 19-21, 2019
 Was swept by Alabama in a 3-game series at home _____ April 17-19, 2009
 Was swept by Alabama in a 3-game series on the road _____ April 22-23, 2006

Swept Florida in a 3-game series at home _____ March 21-23, 2019
 Swept Florida in a 3-game series on the road _____ Never Happened
 Was swept by Florida in a 3-game series at home _____ May 20-22, 2005
 Was swept by Florida in a 3-game series on the road _____ March 30-April 1, 2018

Swept Georgia in a 3-game series at home _____ April 29-May 1, 2016
 Swept Georgia in a 3-game series on the road _____ April 3-5, 2012
 Was swept by Georgia in a 3-game series at home _____ March 22-24, 2002
 Was swept by Georgia in a 3-game series on the road _____ May 2-4, 2003

Swept Kentucky in a 3-game series at home _____ May 17-19, 2018
 Swept Kentucky in a 3-game series on the road _____ May 16-18, 2019
 Was swept by Kentucky in a 3-game series at home _____ May 12-14, 2000
 Was swept by Kentucky in a 3-game series on the road _____ April 9-10, 1988

Swept LSU in a 3-game series at home _____ April 22-24, 2011
 Swept LSU in a 3-game series on the road _____ April 1-3, 2021
 Was swept by LSU in a 3-game series at home _____ Never Happened
 Was swept by LSU in a 3-game series on the road _____ March 7-9, 1997

Swept Mississippi State in a 3-game series at home _____ April 26-28, 2013
 Swept Mississippi State in a 3-game series on the road _____ March 16-18, 2018
 Was swept by Mississippi State in a 3-game series at home _____ April 20-21, 1991
 Was swept by Mississippi State in a 3-game series on the road _____ March 11-12, 2000

Swept Missouri in a 3-game series at home _____ **March 18-20, 2022**
 Swept Missouri in a 3-game series on the road _____ March 25-27, 2021
 Was swept by Missouri in a 3-game series at home _____ Never Happened
 Was swept by Missouri in a 3-game series on the road _____ Never Happened

Swept Ole Miss in a 3-game series at home _____ May 17-19, 2012
 Swept Ole Miss in a 3-game series on the road _____ April 5-7, 2013
 Was swept by Ole Miss in a 3-game series at home _____ 1967
 Was swept by Ole Miss in a 3-game series on the road _____ April 5-6, 2008

Swept South Carolina in a 3-game series at home _____ Never Happened
 Swept South Carolina in a 3-game series on the road _____ May 3-5, 2019
 Was swept by South Carolina in a 3-game series at home _____ April 12-14, 2002
 Was swept by South Carolina in a 3-game series on the road _____ May 1-3, 2009

Swept Tennessee in a 3-game series at home _____ March 29-31, 2013
 Swept Tennessee in a 3-game series on the road _____ May 2-4, 2008
Was swept by Tennessee in a 3-game series at home _____ **April 1-3, 2022**
 Was swept by Tennessee in a 3-game series on the road _____ May 5-7, 2000

THE LAST TIME VANDERBILT ...

Defeated a Top 25 ranked team _____ vs. **#21 Texas A&M, 11-1 (April 29, 2022)**
Defeated a Top 25 ranked team at home _____ vs. **#21 Texas A&M, 11-1 (April 29, 2022)**
 Defeated a Top 25 ranked team on the road _____ at #18 Ole Miss, 13-2 (May 15, 2021)
 Defeated a Top 25 ranked team at a neutral site _____ vs. #11 Mississippi State, 8-2, at CWS (6/28/21)
Defeated a Top 25 ranked non-conference team _____ vs. **#7 Oklahoma State, 3-0 (Feb. 18, 2022)**
Defeated a Top 25 ranked non-conference team at home _____ vs. **#7 Oklahoma State, 3-0 (Feb. 18, 2022)**
 Defeated a Top 25 ranked non-conference team on the road _____ at #13 Oklahoma State - Game 2, 18-4 (March 13, 2021)

Defeated a Top 20 ranked team _____ vs. **#7 Oklahoma State, 3-0 (Feb. 18, 2022)**
Defeated a Top 20 ranked team at home _____ vs. **#7 Oklahoma State, 3-0 (Feb. 18, 2022)**
 Defeated a Top 20 ranked team on the road _____ at #18 Ole Miss, 13-2 (May 15, 2021)
 Defeated a Top 20 ranked team at a neutral site _____ vs. #11 Mississippi State, 8-2, at CWS (6/28/21)

Defeated a Top 15 ranked team _____ vs. **#7 Oklahoma State, 3-0 (Feb. 18, 2022)**
Defeated a Top 15 ranked team at home _____ vs. **#7 Oklahoma State, 3-0 (Feb. 18, 2022)**
 Defeated a Top 15 ranked team on the road _____ at #14 Florida, 11-7 (April 30, 2021)
 Defeated a Top 15 ranked team at a neutral site _____ vs. #11 Mississippi State, 8-2, at CWS (6/28/21)

Defeated a Top 10 ranked team _____ vs. **#7 Oklahoma State, 3-0 (Feb. 18, 2022)**
Defeated a Top 10 ranked team at home _____ vs. **#7 Oklahoma State, 3-0 (Feb. 18, 2022)**
 Defeated a Top 10 ranked team on the road _____ at #5 Tennessee, 10-4 (April 18, 2021)
 Defeated a Top 10 ranked team at a neutral site _____ vs. #7 Stanford, 6-5 (June 23, 2021)

Defeated a Top 5 ranked team _____ vs. #4 Mississippi State, 7-4 (April 25, 2021)
 Defeated a Top 5 ranked team at home _____ vs. #4 Mississippi State, 7-4 (April 25, 2021)
 Defeated a Top 5 ranked team on the road _____ at #5 Tennessee, 10-4 (April 18, 2021)
 Defeated a Top 5 ranked team at a neutral site _____ vs. #5 Arizona, 7-6 (June 19, 2021)

Defeated a #1 ranked team _____ vs. #1 Texas A&M, 6-5 (May 25, 2016)
 Defeated a #1 ranked team at home _____ vs. #1 Kentucky, 4-3 (April 28, 2012)
 Defeated a #1 ranked team on the road _____ at #1 Florida, 5-0 (May 14, 2016)
 Defeated a #1 ranked team at a neutral site _____ vs. #1 Texas A&M, 6-5 (May 25, 2016)

Won a series against a Top 25 ranked team _____ vs. **#23 Florida, 5-4, 8-6, 3-4 (April 15-17, 2022)**
 Won a series against a Top 10 ranked team _____ vs. #4 Mississippi State, 6-2, 4-7, 7-4 (April 23-25, 2021)
Won a series against a Top 25 ranked team at home _____ vs. **#23 Florida, 5-4, 8-6, 3-4 (April 15-17, 2022)**
 Won a series against a Top 10 ranked team at home _____ vs. #4 Mississippi State, 6-2, 4-7, 7-4 (April 23-25, 2021)
 Won a series against a Top 25 ranked team on the road _____ at #5 Tennessee, 5-0, 4-8, 10-4 (April 16-18, 2021)
 Won a series against a Top 10 ranked team on the road _____ at #5 Tennessee, 5-0, 4-8, 10-4 (April 16-18, 2021)
 Swept a series against a Top 25 ranked team _____ vs. #25 Auburn: 12-6, 5-2, 9-5 (April 25-27, 2019)
 Swept a series against a Top 10 ranked team _____ 2 games, at #1 Arkansas, 9-0, 13-6 (April 10-11, 2009)
 Have not swept a 3-game series in the Tim Corbin era
 Played to a tie _____ vs. Alabama, 3-3 - 8 inn. (May 20, 2017)

Hit back-to-back home runs _Spencer Jones (solo), Dominic Keegan (solo) - 1st inn. vs. #21 Texas A&M (April 29, 2022)
Hit back-to-back HR twice in a game _____ **Spencer Jones (solo), Dominic Keegan (solo) - 3rd inn;**
Tate Kolwyck (solo), Carter Young (solo) - 7th inn. vs. Missouri (March 20, 2022)

Had multiple players hit 2-or-more home runs _____ Stephen Scott (2), Philip Clarke (2), Connor Kaiser (3) at Clemson (June 3, 2018)
Hit 2 or more home runs in an inning _____ **2, 1st inning vs. #21 Texas A&M (April 29, 2022)**
 Hit 3 or more home runs in an inning _____ 3, 3rd inning, vs. San Diego (Feb. 21, 2016)
 Hit 5 or more home runs in a game _____ 5, vs. Duke (June 9, 2019)
 Hit 6 or more home runs in a game _____ 9, vs. #8 Clemson @ NCAA Clemson Regional (June 3, 2018)
 Hit 8 or more home runs in a game _____ 9, vs. #8 Clemson @ NCAA Clemson Regional (June 3, 2018)
 Hit multiple grand slams in a season _____ 4 (D. Keegan, T. Kolwyck, C. Young, I. Thomas) (2021)
 Hit 3 or more grand slams in a season _____ 4 (D. Keegan, T. Kolwyck, C. Young, I. Thomas) (2021)
 Hit 4 or more grand slams in a season _____ 4 (D. Keegan, T. Kolwyck, C. Young, I. Thomas) (2021)

Homered in 3 or more consecutive innings _____ 3, vs. Tennessee Tech, 3rd-4th-5th (April 30, 2019)
 Homered in 4 or more consecutive innings _____ 4, vs. Clemson, 5th-6th-7th-8th (June 3, 2018)
Homered in 5 or more consecutive games _____ **13 games (March 1-22, 2022)**
Homered in 8 or more consecutive games _____ **13 games (March 1-22, 2022)**
Homered in 9 or more consecutive games _____ **13 games (March 1-22, 2022)**
Homered in 10 or more consecutive games _____ **13 games (March 1-22, 2022)**

Scored 10 or more runs in 3 consecutive games _____ **3 games (March 11-13, 2022)**
 Scored 10 or more runs in 4 consecutive games _____ 4 games (April 9-14, 2013)
 Scored 10 or more runs in 5 or more consecutive games _____ 6 games (April 22-May 1, 2011)
Scored 15 or more runs in a game _____ **19, at Auburn (April 9, 2022)**
 Scored 20 or more runs in a game _____ 20, vs. FIU (May 18, 2021)
 Scored 20 or more runs in consecutive games _____ 21-10 vs. Tennessee Tech; 22-11 at S. Carolina (April 30; May 3, 2019)

Scored 10 or more runs in a loss _____ 12-14, vs. Arkansas (April 14, 2019)
 Scored 15 or more runs in a loss _____ 15-16, 10 inn. - at LSU (May 7, 2010)
 Scored 17 or more runs in a loss _____ 17-22, vs. Michigan State (March 20, 1993)
 Scored 20 or more runs in a loss _____ Never Happened

Scored 10 or more unanswered runs _____ **12, vs. Belmont (March 22, 2022)**
 Scored 15 or more unanswered runs _____ 17, vs. FIU (May 18, 2021)
 Scored 20 or more unanswered runs _____ 21, vs. Radford @ NCAA Nashville Regional (June 1, 2015)

Scored in 5 consecutive innings _____ **5, (4th-8th inn.) vs. #23 Florida (April 16, 2022)**
 Scored in 6 consecutive innings _____ 6, (4th-9th inn.) at Ole Miss (May 15, 2021)
 Scored 5 or more runs in the first inning _____ 7, vs. #11 Mississippi State, 8-2, at CWS (6/28/21)
 Scored 6 or more runs in the first inning _____ 7, vs. #11 Mississippi State, 8-2, at CWS (6/28/21)
 Scored 7 or more runs in the first inning _____ 7, vs. #11 Mississippi State, 8-2, at CWS (6/28/21)
 Scored 9 or more runs in the first inning _____ 9, vs. Samford (March 12, 2019)

Scored in the first inning in 4 or more consecutive games _____ 4 games (Feb. 21-25, 2020)
Scored 7 or more runs in an inning _____ **9, (4th inn.) at Auburn, 19-4 (April 9, 2022)**
Scored 10 or more runs in an inning _____ **10, (5th inn.) vs. Belmont, 13-4 (March 22, 2022)**
 Scored 14 or more runs in an inning _____ 14 (3rd inn.) vs. Middle Tennessee (May 15, 2018)
 Scored 4 or more runs in three diff. innings _____ 7 (4th inn), 9 (6th inn) & 5 (7th inn) at South Carolina (May 3, 2019)
 Scored 4 or more runs in three diff. innings in consecutive games _____ 6 (1st inn), 5 (3rd inn) & 4 (4th inn) vs. Tennessee Tech (April 30, 2019) and 7 (4th inn), 9 (6th inn) & 5 (7th inn) at S. Carolina (May 3, 2019)

Scored 10 or more runs in a road game _____ **19, at Auburn (April 9, 2022)**
Scored 15 or more runs in a road game _____ **19, at Auburn (April 9, 2022)**
 Scored 20 or more runs in a road game _____ 22, at South Carolina (May 3, 2019)
 Scored 25 or more runs in a road game _____ Never Happened

Allowed 10 or more runs in a loss _____ 13, vs. #11 Mississippi State, at CWS (6/29/21)
 Allowed 10 or more runs in a win _____ 11, vs. Georgia Tech (June 6, 2021)
 Allowed 15 or more runs in a game _____ 18, vs. Duke (June 7, 2019)
 Allowed 20 or more runs in a game _____ 20, vs. Florida (April 15, 2017)
 Allowed 7 or more runs in an inning _____ 10, 8th inn. vs. Duke (June 7, 2019)
 Allowed 10 or more runs in an inning _____ 13, 7th inn. vs. Xavier (June 4, 2016)
 Allowed 5 or more runs in the first inning _____ 6, vs. Ole Miss @ SEC Tourney (May 26, 2019)

Overcame a deficit of 4 or more runs in a win _____ **4, vs. #23 Florida (April 16, 2022)**
 Overcame a deficit of 5 or more runs in a win _____ 8, vs. Ole Miss @ SEC Tournament (May 26, 2019)
 Overcame a deficit of 6 or more runs in a win _____ 8, vs. Ole Miss @ SEC Tournament (May 26, 2019)
 Overcame a deficit of 7 or more runs in a win _____ 8, vs. Ole Miss @ SEC Tournament (May 26, 2019)
 Overcame a deficit of 8 or more runs in a win _____ 8, vs. Ole Miss @ SEC Tournament (May 26, 2019)
 Overcame a deficit of 9 or more runs in a win _____ 10, vs. Illinois State (March 1, 2015)

Squandered a lead of 4 or more runs in a loss _____ 4, vs. #16 South Carolina (March 21, 2021)
 Squandered a lead of 5 or more runs in a loss _____ 5, at #19 Texas A&M (March 16, 2019)
 Squandered a lead of 6 or more runs in a loss _____ 7, vs. South Carolina (April 27, 2018)
 Squandered a lead of 7 or more runs in a loss _____ 7, vs. South Carolina (April 27, 2018)

Had 15 or more hits in a game _____ **23, at Auburn (April 9, 2022)**
Had 15 or more hits in a game _____ **23, at Auburn (April 9, 2022)**
Had 18 or more hits in a game _____ **23, at Auburn (April 9, 2022)**
Had 18 or more hits in a game _____ **23, at Auburn (April 9, 2022)**
Had 20 or more hits in a win _____ **23, at Auburn (April 9, 2022)**
 Had 30 or more hits in a game _____ 30, vs. Alabama (April 17, 1988)
 Had 50 or more hits in an SEC series _____ 54, vs. Missouri (April 12-14, 2013)
 Had 15 or more hits in a loss _____ 17, vs. Florida (April 15, 2017)

Had 10 or more total bases in a game _____ Dominic Keegan (10) vs. Presbyterian (June 4, 2021)
 Had 11 or more total bases in a game _____ Connor Kaiser (14) at Clemson (June 3, 2018)

Had at least 15 hits in back-to-back games _____ **15, 16 vs. Wagner (March 11, 2022)**
Had at least 10 hits in 5 or more consecutive games _____ **5 games (March 11-18, 2022)**
 Had at least 10 hits in 6 or more consecutive games _____ 6 games (Feb. 20-March 1, 2019)
 Had at least 10 hits in 7 or more consecutive games _____ 7 games (Feb. 18-27, 2018)
 Had at least 10 hits in 8 or more consecutive games _____ 8 games (Feb. 27-March 12, 2010)

Had 5 or more doubles in a game _____ **10, at Auburn (April 9, 2022)**
Had 6 or more doubles in a game _____ **10, at Auburn (April 9, 2022)**
Had 7 or more doubles in a game _____ **10, at Auburn (April 9, 2022)**
 Allowed 5 or more doubles in a game _____ 6, vs. Arkansas (April 14, 2019)
 Allowed 6 or more doubles in a game _____ 6, vs. Arkansas (April 14, 2019)

Had 2 or more triples in a game _____ 2, vs. Tennessee Tech (March 30, 2021)
 Had 3 or more triples in a game _____ 4, vs. Radford (May 31, 2015)
 Had 4 or more triples in a game _____ 4, vs. Radford (May 31, 2015)
 Allowed 2 or more triples in a game _____ 2, vs. Duke (June 7, 2019)
 Allowed 3 or more triples in a game _____ 3, vs. Texas A&M (April 11, 2014)

THE LAST TIME VANDERBILT ...

Allowed 3 or more home runs in a game _____ 3, vs. Kentucky (May 22, 2021)
 Allowed 4 or more home runs in a game _____ 4, at Florida (May 1, 2021)
 Allowed 5 or more home runs in a game _____ 7, vs. Georgia (April 8, 2021)

Did not draw a walk in a game _____ at Auburn (April 10, 2022)
Walked 10 or more times in a game _____ 12, at Kentucky (April 22, 2022)
 Walked 15 or more times in a game _____ 17, vs. Davidson (March 5, 2019)
 Walked 18 or more times in a game _____ 19, vs. Middle Tennessee (May 15, 2018)
 Allowed 0 walks in a game _____ vs. #4 Mississippi State (April 23, 2021)
 Allowed 0 walks in back-to-back games _____ at San Diego, DH (Feb. 20, 2011)
 Allowed 10 or more walks in a game _____ 10, vs. #11 Mississippi State, at CWS (6/29/21)
 Allowed 12 or more walks in a game _____ 12, vs. Austin Peay (Feb. 27, 2019)
 Allowed 10-plus walks in back-to-back games _____ 12, vs. Illinois State; 12, vs. Evansville (March 1-3, 2015)

Did not strikeout in a game _____ vs. Tennessee-Martin (Feb. 23, 2005)
Struck out 12 or more times in a game _____ 14, vs. #21 Texas A&M (April 30, 2022)
Struck out 15 or more times in a game _____ 15, at Auburn (April 8, 2022)
Struck out 15 or more batters in a game _____ 16, vs. #21 Texas A&M (April 30, 2022)
 Struck out 19 or more batters in a game _____ 19, vs. #5 Arizona (June 19, 2021)
 Struck out 20 or more opposing batters in a game _____ 22, vs. Ole Miss (April 10, 2015)
Struck out 10 or more opposing batters in 5 consecutive games _____ 6 games (March 11-20, 2022)
Struck out 10 or more opposing batters in 8 consecutive games _____ 9 games (Feb. 18-March 5, 2022)

Pitching staff held opponent scoreless for 10 consecutive inn. in a game _____ 11 inn. at Missouri (March 26, 2016)

Had 5 or more hit batters in a game _____ 6, Tennessee Tech (April 19, 2022)
Had 6 or more hit batters in a game _____ 6, Tennessee Tech (April 19, 2022)

Had 5 or more stolen bases in a game _____ 5, vs. Lipscomb (March 29, 2022)
 Had 6 or more stolen bases in a game _____ 6, vs. Hawaii (March 1, 2020)
 Had 7 or more stolen bases in a game _____ 7, vs. UMass-Lowell (Feb. 25, 2018)
 Had 8 or more stolen bases in a game _____ 8, vs. UNC-Wilmington (June 1, 2012)

Left 13 or more runners on base _____ 13, at Kentucky (April 24, 2022)
Left 14 or more runners on base _____ 14, at Kentucky (April 22, 2022)
 Left 15 or more runners on base _____ 15, vs. #14 Florida (March 22, 2019)
 Left 16 or more runners on base _____ 17, vs. Mississippi State @ Nashville Super Regional (June 10, 2018)

Committed 4 or more errors in a game _____ 4, vs. Central Arkansas (March 1, 2022)
 Committed 5 or more errors in a game _____ 6, at Middle Tennessee (March 22, 2016)
 Committed 6 or more errors in a game _____ 6, at Middle Tennessee (March 22, 2016)

Combined for a no-hitter _____ at Kentucky (Chris McElvain, Christian Little), April 22, 2022
 Combined for a perfect game _____ at Western Kentucky (J. Lewis, N. Pilkington, J. Scott, M. Buschmann), May 6, 2003
Combined on a one-hitter _____ vs. Evansville, 6 inn. (Devin Futrell, Bryce Cunningham), Feb. 23, 2022
Combined on a two-hitter _____ vs. Lipscomb (Devin Futrell) March 29, 2022
Combined on a three-hitter _____ vs. Tennessee Tech (D. Futrell, B. Hansen, J. Anderson, N. Maldonado) April 19, 2022
 Was no-hit _____ at Texas A&M (Kyle Simonds, 9.0), May 7, 2016

Started six true freshmen _____ at Auburn (Austin Martin - LF, Philip Clarke - DH, Pat DeMarco - RF, Jayson Gonzalez - SS, Garrett Blaylock - 3B, Mason Hickman - SP), May 6, 2018

HITTING:

Hit an inside-the-park home run _____ Will Toffey vs. Belmont (March 22, 2017)
Hit a pinch-hit home run _____ Troy LaNeve at Auburn (April 9, 2022)
Hit a grand slam _____ Javier Vaz at Hawaii - Game 2 (March 5, 2022)
Hit a grand slam on the road _____ Javier Vaz at Hawaii - Game 2 (March 5, 2022)

Hit a walk-off home run _____ Troy LaNeve vs. Kentucky (May 20, 2021)
 Hit an extra-inning walk-off home run _____ Isaiah Thomas vs. Hawaii, 11th inning (March 1, 2020)
 Hit a postseason walk-off home run _____ JJ Bleday vs. Mississippi State (June 9, 2018)
Had a walk-off base hit _____ Jack Bulger vs. #23 Florida (April 15, 2022)
 Drew a walk-off walk _____ Carter Young vs. TCU (March 8, 2020)

Hit 2 or more home runs in a game _____ Dominic Keegan vs. Presbyterian (June 4, 2021)
 Hit 2 or more home runs in an SEC game _____ Isaiah Thomas at #18 Ole Miss (May 15, 2021)
 Hit 3 or more home runs in a game _____ Connor Kaiser (3) at Clemson (June 3, 2018)
Hit 2 or more home runs in consecutive games _____ Tate Kolwyck vs. Missouri (March 19-20, 2022)

Homered in consecutive at-bats _____ Carter Young, 3rd inn., 4th inn. vs. Alabama (May 7, 2021)
 Homered in consecutive at-bats in an SEC game _____ Carter Young, 3rd inn., 4th inn. vs. Alabama (May 7, 2021)

Hit for the cycle _____ Clinton Johnston vs. Kentucky (April 28, 1996)
 Hit for the cycle in an SEC game _____ Clinton Johnston vs. Kentucky (April 28, 1996)

Had a 20-game hit streak _____ JJ Bleday and Austin Martin, 20 (May 17, 2018-March 1, 2019)
 Had a 25-game hit streak _____ Xavier Turner, 27 (March 4-April 22, 2014)
 Had a 45-game on-base streak _____ JJ Bleday, 50 (March 19-June 26, 2019)

Had 2 hits in an inning _____ Spencer Jones (HR, 2B), Dominic Keegan (2B, 2B) and Jack Bulger (1B, 2B) at Auburn (April 9, 2022)
Had 5 or more hits in a game _____ Jack Bulger (5) at Auburn (April 9, 2022)

Had 5 or more RBIs in a game _____ Isaiah Thomas (5) vs. Georgia Tech (June 6, 2021)
 Had 6 or more RBIs in a game _____ Maxwell Romero Jr. (7) & Dominic Keegan (6) vs. Georgia State - Game 2 (Feb. 28, 2021)
 Had 7 or more RBIs in a game _____ Maxwell Romero Jr. (7) vs. Georgia State - Game 2 (Feb. 28, 2021)
 Had 10 or more RBIs in a game _____ Connor Kaiser (10) at Clemson (June 3, 2018)

Stole home _____ Ethan Paul vs. Auburn (May 19, 2016)
 Had a triple steal _____ Ethan Paul (home), Jeren Kendall (3rd), Bryan Reynolds (2nd) vs. Auburn (May 19, 2016)
 Had 3 or more stolen bases in a game _____ 4, Enrique Bradfield Jr. vs. Georgia Tech (June 6, 2021)

PITCHING:

Threw a 9-inning no-hitter _____ Jack Leiter vs. #16 South Carolina (March 20, 2021)
 _____ Kumar Rocker vs. Duke @ Nashville Super Regional (June 8, 2019)
 _____ Doug Wessel vs. Belmont (April 19, 1971)

Struck out 10 or more batters in a game _____ Devin Futrell, 10, vs. Austin Peay (April 5, 2022)
Struck out 10 or more batters in an SEC game _____ Carter Holton, 10, vs. Missouri (March 19, 2022)
Struck out 12 or more batters in a game _____ Carter Holton, 13, vs. Wagner - Game 2 (March 11, 2022)

True freshman struck out 10 or more batters in a game _____ Devin Futrell, 10, vs. Austin Peay (April 5, 2022)
 True freshman struck out 10 or more batters in debut _____ Jack Leiter, 12, vs. South Alabama (Feb. 18, 2020)
 True freshman struck out 15 or more batters in a game _____ Kumar Rocker, 19, vs. Duke (June 8, 2019)
 Struck out 15 or more batters in a game _____ Jack Leiter, 15, vs. NC State (June 21, 2021)
 Struck out 10 or more batters in consecutive games _____ Kumar Rocker (11) and Jack Leiter (10) vs. #12 East Carolina (June 11-12, 2021)

Pitched a 7-inning, complete game _____ Carter Holton at Hawaii - Game 1 (March 5, 2022)
Pitched 9 or more innings _____ 9.0, Devin Futrell vs. Lipscomb (March 29, 2022)
 Pitched 9 or more scoreless innings _____ 9.0, Jack Leiter vs. #16 South Carolina (March 20, 2021)
Pitched a 9-inning, complete game _____ 9.0, Devin Futrell vs. Lipscomb (March 29, 2022)
 Pitched a 9-inning, complete-game shutout _____ 9.0, Jack Leiter vs. #16 South Carolina (March 20, 2021)
 Picked up 10 or more saves in a season _____ 17, Tyler Brown (2019)
 Picked up 15 or more saves in a season _____ 17, Tyler Brown (2019)
 Picked up win and save on same day _____ Jackson Gillis vs. Ole Miss, Win - Game 1, Save - Game 2 (April 15, 2018)
 Picked up the save (true freshman) _____ Sam Hliboki vs. Hawaii (Feb. 28, 2020)

NUMERICAL ROSTER

No.	Name	Pos.	B/T	Ht.	Wt.	Cl.	Hometown/High School
1	Matthew Polk	UTL	R/R	5-11	180	Fr./HS	Long Beach, Calif./Orange Lutheran
2	Javier Vaz	IF	L/R	5-9	151	Sr./1L	Huntsville, Ala./Huntsville
3	Rob Gordon	IF	R/R	6-2	176	Fr./HS	Atlanta, Ga./Grady
6	Tate Kolwyck	IF	R/R	5-11	195	Sr./3L	Memphis, Tenn./Arlington
9	Carter Young	IF	S/R	6-0	180	Jr./2L	Selah, Wash./Selah
10	T.J. McKenzie	OF	R/R	6-1	180	Jr./2L	Loxahatchee, Fla./The Benjamin School
11	Davis Diaz	IF	R/R	5-11	170	Fr./HS	Pittsburg, Calif./Acalanes
12	Dominic Keegan	UTL	R/R	6-0	210	Sr./3L	Methuen, Mass./Central Catholic
13	Jonathan Vastine	IF	L/R	5-11	165	Fr./HS	Bartow, Fla./Bartow
16	Jack Bulger	UTL	R/R	6-0	210	So./1L	Bowie, Md./DeMatha Catholic
17	Ryan Ginther	LHP	R/L	5-11	201	Fr./HS	Hendersonville, Tenn./Station Camp
18	JD Rogers	OF	L/L	5-10	185	Fr./HS	Carmel, Ind./Carmel
19	Troy LaNeve	OF	L/R	6-0	210	Jr./2L	Pittsburgh, Pa./Pine Richland
20	Carter Holton	LHP	L/L	5-11	195	Fr./HS	Savannah, Ga./Benedictine Military
21	Calvin Hewett	OF	R/L	6-3	205	So./1L	Greenland, N.H./Portsmouth
23	Kenny Mallory Jr.	OF	L/L	6-3	195	Fr./HS	Lawrenceville, Ga./Mountain View
25	Parker Noland	IF	L/R	6-1	200	Jr./2L	Knoxville, Tenn./Farragut
29	Nick Maldonado	RHP	R/R	6-1	205	Jr./2L	Short Hills, N.J./Seton Hall Prep
30	Nelson Berkwich	LHP	L/L	5-11	190	So.1L	Boca Raton, Fla./American Heritage
33	Hunter Owen	LHP	R/L	6-6	240	So./1L	South Portland, Maine/South Portland
34	Spencer Jones	UTL	L/L	6-7	225	Jr./2L	Encinitas, Calif./La Costa Canyon
35	Chris McElvain	RHP	R/R	6-0	205	Jr./2L	Thompson Station, Tenn./Summit
36	Grayson Moore	RHP	S/R	6-3	190	So./1L	Longwood, Fla./Lake Mary
39	Gavin Casas	IF	L/R	6-3	225	So./1L	Pembroke Pines, Fla./American Heritage
40	Sam Hliboki	RHP	L/R	6-3	210	Jr./2L	Los Angeles, Calif./Harvard Westlake
42	Christian Little	RHP	R/R	6-4	210	So./1L	St. Louis, Mo./Christian Brothers College
43	Michael Doolin	RHP	L/R	6-4	220	Jr./2L	Schererville, Ind./Andean
44	Donye Evans	RHP	R/R	6-6	220	So./1L	Decatur, Ga./Redan
45	Alan Espinal	C	R/R	6-0	190	So./1L	Viera, Fla./Viera
48	Christian Smith	OF	L/L	6-2	195	Fr./HS	Atlanta, Ga./Grady
50	Kyle Magrans	RHP	R/R	6-3	210	Fr./HS	Clarksville, Tenn./Clarksville
51	Enrique Bradfield Jr.	OF	L/L	6-1	160	So./1L	Hialeah, Fla./American Heritage
52	Sam Hunt	UTL	S/R	6-2	205	Fr./HS	Minneapolis, Minn./IMG Academy
55	Colton Regen	RHP	R/R	6-4	170	Fr./HS	Mt. Juliet, Tenn./Mt. Juliet
66	Thomas Schultz	RHP	R/R	6-6	225	Jr./2L	Mount Carmel, Pa./Our Lady of Lourdes Regional
77	Brett Hansen	LHP	L/L	6-4	205	So./1L	Pleasanton, Calif./Foothill
88	Patrick Reilly	RHP	R/R	6-3	210	So./1L	Sea Girt, N.J./Christian Brothers Academy
95	Devin Futrell	LHP	L/L	6-5	195	Fr./HS	Pembroke Pines, Fla./American Heritage
97	Bryce Cunningham	RHP	R/R	6-5	225	Fr./HS	Headland, Ala./Headland
98	Greysen Carter	RHP	S/R	6-4	218	Fr./HS	Louisville, Colo./Fairview
99	Jack Anderson	RHP	L/R	6-5	190	5th/TR	Nashville, Tenn./Montgomery Bell Academy

Head Coach: 4 Tim Corbin (Ohio Wesleyan '84) – 20th season at Vanderbilt

Associate Head Coach: 26 Scott Brown (SUNY-Cortland '99)

Assistant Coach: 24 Mike Baxter (Vanderbilt '05)

Volunteer Coach: 49 Tyler Shewmaker (Kentucky Wesleyan '16)

Strength and Conditioning Coach: Walker Grisanti (Vanderbilt '19)

General Manager/Chief of Staff: Brooks Webb (Birmingham-Southern '11)

Director of Baseball Operations: Amy Elkus (Kentucky '14)

Athletic Trainer: Chris Matarazzo (Springfield College '12)

Director of Player Development: Brandon Barak (Illinois '12)

Video Coordinator: Josh Ruchotzke (Vanderbilt '17)

Equipment Manager: Bailey Provo (Lipscomb '21)

Student Managers: Sebastian Baca, Justin Kim, Zac Klinger, Donovan Simon

PRONUNCIATION GUIDE

Enrique Bradfield Jr. _____ IN-reek-A
 Gavin Casas _____ CAH-sus
 Alan Espinal _____ ESS-pen-all
 Devin Futrell _____ few-trell
 Sam Hliboki _____ luh-BO-kee
 Tate Kolwyck _____ COLE-wick
 Troy LaNeve _____ luh-neve
 Kyle Magrans _____ muh-grans; rhymes with bronze
 Colton Regen _____ region
 Jonathan Vastine _____ vast-ine; rhymes with nine
 Javier Vaz _____ rhymes with zap


ALPHABETICAL ROSTER

#	Name	Pos.	Yr.
99	Jack Anderson	RHP	5th
30	Nelson Berkwich	LHP	So.
51	Enrique Bradfield Jr.	OF	So.
16	Jack Bulger	UTL	So.
98	Greysen Carter	RHP	Fr.
39	Gavin Casas	IF	So.
97	Bryce Cunningham	RHP	Fr.
11	Davis Diaz	IF	Fr.
43	Michael Doolin	RHP	Jr.
45	Alan Espinal	RHP	Jr.
44	Donye Evans	C	So.
95	Devin Futrell	LHP	Fr.
17	Ryan Ginther	LHP	Fr.
3	Rob Gordon	IF	Fr.
77	Brett Hansen	LHP	So.
21	Calvin Hewett	OF	So.
40	Sam Hliboki	RHP	Jr.
20	Carter Holton	LHP	Fr.
52	Sam Hunt	UTL	Fr.
34	Spencer Jones	UTL	Jr.
12	Dominic Keegan	UTL	Sr.
6	Tate Kolwyck	IF	Sr.
19	Troy LaNeve	OF	Jr.
42	Christian Little	RHP	So.
50	Kyle Magrans	RHP	Fr.
29	Nick Maldonado	RHP	Jr.
23	Kenny Mallory Jr.	OF	Fr.
35	Chris McElvain	RHP	Jr.
10	T.J. McKenzie	OF	Jr.
36	Grayson Moore	RHP	So.
25	Parker Noland	IF	Jr.
33	Hunter Owen	LHP	So.
1	Matthew Polk	UTL	Fr.
55	Colton Regen	RHP	Fr.
88	Patrick Reilly	RHP	So.
18	JD Rogers	OF	Fr.
66	Thomas Schultz	RHP	Jr.
48	Christian Smith	OF	Fr.
13	Jonathan Vastine	IF	Fr.
2	Javier Vaz	IF	Sr.
9	Carter Young	IF	Jr.

EXPERIENCE BREAKDOWN

Fifth-Year (1) _____ Anderson
 Seniors (3) _____ Keegan, Kolwyck, Vaz
 Juniors (10) _____ Doolin, Hliboki, Jones,
 LaNeve, Maldonado, McElvain, McKenzie,
 Noland, Schultz, Young
 Sophomores (12) _____ Berkwich, Bradfield Jr., Bulger,
 Casas, Espinal, Evans, Hansen, Hewett,
 Little, Moore, Owen, Reilly
 Freshmen (15) _____ Carter, Cunningham, Diaz, Futrell, Ginther,
 Gordon, Holton, Hunt, Magrans, Mallory Jr.,
 Polk, Regen, Rogers, Smith, Vastine

2022 TV ROSTER



1
Matthew Polk
Fr. • 5-11 • 180 • R/R
UTL • Long Beach, Calif.




2
Javier Vaz
Sr. • 5-9 • 151 • L/R
IF • Huntsville, Ala.




3
Rob Gordon
Fr. • 6-2 • 176 • R/R
IF • Atlanta, Ga.



6
Tate Kolwyck
Sr. • 5-11 • 195 • R/R
IF • Memphis, Tenn.




9
Carter Young
Sr. • 6-0 • 180 • S/R
IF • Selah, Wash.




10
T.J. McKenzie
Jr. • 6-1 • 180 • R/R
OF • Loxahatchee, Fla.




11
Davis Diaz
Fr. • 5-11 • 170 • R/R
IF • Pittsburg, Calif.



12
Dominic Keegan
Sr. • 6-0 • 210 • R/R
UTL • Methuen, Mass.




13
Jonathan Vastine
Fr. • 5-11 • 165 • L/R
IF • Bartow, Fla.




16
Jack Bulger
So. • 6-0 • 210 • R/R
UTL • Bowie, Md.




17
Ryan Ginther
Fr. • 5-11 • 201 • R/L
LHP • Hendersonville, Tenn.




18
JD Rogers
Fr. • 5-10 • 185 • L/L
OF • Carmel, Ind.



19
Troy LaNeve
Jr. • 6-0 • 210 • L/R
OF • Pittsburgh, Calif.




20
Carter Holton
Fr. • 5-11 • 195 • L/L
LHP • Savannah, Ga.




21
Calvin Hewett
So. • 6-3 • 205 • R/L
OF • Greenland, N.H.




23
Kenny Mallory Jr.
Fr. • 6-3 • 195 • L/L
OF • Lawrenceville, Ga.




25
Parker Noland
Jr. • 6-1 • 200 • L/R
IF • Knoxville, Tenn.




29
Nick Maldonado
Jr. • 6-1 • 205 • R/R
RHP • Short Hills, N.J.




30
Nelson Berkwich
So. • 5-11 • 190 • L/L
LHP • Boca Raton, Fla.



33
Hunter Owen
So. • 6-6 • 240 • L/R
LHP • South Portland, Maine



34
Spencer Jones
Jr. • 6-7 • 225 • L/L
UTL • Encinitas, Calif.




35
Chris McElvain
Jr. • 6-0 • 205 • R/R
RHP • Thompson Station, Tenn.




36
Grayson Moore
So. • 6-3 • 190 • S/R
RHP • Lake Mary, Fla.




39
Gavin Casas
So. • 6-3 • 225 • L/R
IF • Pembroke Pines, Fla.




40
Sam Hliboki
Fr. • 6-3 • 210 • L/R
RHP • Los Angeles, Calif.




42
Christian Little
So. • 6-4 • 220 • R/R
RHP • St. Louis, Mo.



43
Michael Doolin
Jr. • 6-4 • 220 • L/R
RHP • Schererville, Ind.



44
Donye Evans
So. • 6-6 • 220 • R/R
RHP • Decatur, Ga.



45
Alan Espinal
So. • 6-0 • 190 • R/R
C • Viera, Fla.




48
Christian Smith
Fr. • 6-2 • 195 • L/L
OF • Atlanta, Ga.




50
Kyle Magrans
Fr. • 6-3 • 210 • R/R
RHP • Clarksville, Tenn.




51
Enrique Bradfield Jr.
So. • 6-1 • 160 • L/L
OF • Hialeah, Fla.



52
Sam Hunt
Fr. • 6-2 • 205 • S/R
UTL • Minneapolis, Minn.



55
Colton Regen
Fr. • 6-4 • 170 • R/R
RHP • Mt. Juliet, Tenn.



66
Thomas Schultz
Jr. • 6-6 • 225 • R/R
RHP • Mount Carmel, Pa.




77
Brett Hansen
So. • 6-4 • 205 • L/L
LHP • Pleasanton, Calif.




88
Patrick Reilly
So. • 6-3 • 210 • R/R
RHP • Sea Girt, N.J.



95
Devin Futrell
Fr. • 6-5 • 195 • L/L
LHP • Pembroke Pines, Fla.




97
Bryce Cunningham
Fr. • 6-5 • 225 • R/R
RHP • Headland, Ala.



98
Greysen Carter
Fr. • 6-4 • 218 • S/R
RHP • Louisville, Colo.



99
Jack Anderson
5th • 6-5 • 190 • L/R
RHP • Nashville, Tenn.



4
Tim Corbin
Head Coach
20th Season



26
Scott Brown
Associate Head Coach
10th Season



24
Mike Baxter
Assistant Coach
5th Season



49
Tyler Shewmaker
Volunteer Assistant Coach
1st Season