

SOUTHERN MISS Men's Basketball 2022-23 Game Notes

10 NBA DRAFT PICKS | 3 NCAA TOURNAMENTS | 10 NIT TOURNAMENTS | 1987 NIT CHAMPIONS

The Matchup // Game 2 **Nov. 11 // 6 PM // Nashville, Tenn. // Memorial Gymnasium**

SOUTHERN MISS GOLDEN EAGLES (1-0, 0-0 Sun Belt)

Head Coach: Jay Ladner (Southern Miss, 1988)

Record at Southern Miss: 25-65 (4th season) Career Record: 101-153 (9th season)

VANDERBILT COMMODORES (0-1, 0-0 SEC)

Head Coach: Jerry Stackhouse (North Carolina, 1999)

Record at Vanderbilt: 39-55 (4th season) Career Record: 39-55 (4th season)

Game Information

TELEVISION: N/A

App: SECN Network + | Online: Watch ESPN

Play-by-Play: Alex Gould

Analyst: TBA

RADIO: Southern Miss Sports Network

App: Varsity Network/97.3 FM | Online: Varsity

Play-by-Play: Chris Harris

LIVE STATS

www.southernmiss.com

usm.statbroadcast.com

SOCIAL MEDIA: #SMTTT

Twitter: @SouthernMissMBB

Instagram: southernmissmbb

Facebook: /southernmissmbb

YouTube: /SouthernMissAthletics

Statistical Comparison

| | Scoring Offense | 67.0 ppg |
|----------|-----------------|----------|
| 75.0 ppg | Scoring Defense | 76.0 ppg |
| 42.0 ppg | Scoring Margin | -9.0 |
| +33.0 | FG % | .411 |
| .470 | FG% Def. | .509 |
| .310 | FT % | .600 |
| .476 | Rebounds PG | 28.0 |
| 41.0 | Rebound Margin | -7.0 |
| +9.0 | 3FG Per Game | 12.0 |
| 3.0 | 3FG % | .400 |
| .200 | 3FG % Defense | .163 |
| .286 | Assists PG | 14.0 |
| 14.0 | Blocks PG | 3.0 |
| 1.0 | Steals PG | 8.0 |
| 15.0 | Turnovers PG | 13.0 |
| 14.0 | | |

Pregame Nuggets

» Felipe Haase was named Preseason All-Sun Belt Second Team and the Lindy's Sports Newcomer of the Year. Lindy's Sports also tabbed him All-Sun Belt First Team.

» Austin Crowley scored 15 points in his Southern Miss debut against William Carey. The Ole Miss transfer went 7-of-12 from the floor. Crowley has scored 25 career points in four meetings against Vandy.

» Southern Miss newcomers have combined to play in 333 Division I basketball games. Haase leads the way with 127 games played between stints at South Carolina and Mercer.

» Denijay Harris poured in a career-high 14 points against William Carey in the season opener. The third-year Golden Eagle had previously scored 12 points two other times.

» The Golden Eagles will play four of their next five games on the road.

LAST TIME OUT

» Southern Miss picked up a 75-42 win against William Carey on Monday night. It was the best defensive effort under Jay Ladner and allowed fewer than 44 points for the first time since 2016.

ABOUT THE OPPONENT

» Vanderbilt is coming of a 76-67 home loss to Memphis on Monday night. The Commodores made 12 3-pointers and Tyrin Lawrence had 14 points to lead the way. Myles Stute scored 12 points on 4-of-8 shooting from beyond the arc.

SERIES HISTORY

» The all-time series is tied 1-1. The Golden Eagles won the first meeting in 1987 to send Southern Miss to the NIT Final Four. They eventually went on to win the NIT Championship. Vanderbilt took the 2010 meeting in a blowout victory.

UP NEXT

» Southern Miss will host Loyola (La.) on Monday night. Tip off against the reigning NAIA Champions is set for 7 p.m.

PROJECTED SOUTHERN MISS ROTATION (2022-23 STATS)

| Starters | Ht. | Wt. | Yr.-Exp. | Hometown | PPG | RBG | AST | FG% | 3FG% | FT% | MPG |
|---|-----|-----|----------|-------------------|------|-----|-----|------|------|------|------|
| G 1 Austin Crowley | 6-5 | 184 | Jr.-2L | West Point, Miss. | 15.0 | 3.0 | 0.0 | 58.3 | 50.0 | 0.0 | 26.0 |
| <i>The Ole Miss transfer opens his Southern Miss career looking to play a bigger role on the offensive end</i> | | | | | | | | | | | |
| G 2 Neftali Alvarez | 6-0 | 196 | Jr.-3L | Catano, P.R. | 3.0 | 1.0 | 4.0 | 12.5 | 0.0 | 50.0 | 23.0 |
| <i>Was a key member of the Golden Eagles last season; suffered a season-ending finger injury prior to the C-USA Tourney</i> | | | | | | | | | | | |
| G 3 Mo Arnold | 6-1 | 183 | Jr.-3L | Picayune, Miss. | 6.0 | 3.0 | 5.0 | 50.0 | 0.0 | 50.0 | 25.0 |
| <i>Was a key member of the Golden Eagles last season; suffered a season-ending finger injury prior to the C-USA Tourney</i> | | | | | | | | | | | |
| F 5 DeAndre Pinckney | 6-8 | 223 | Sr.-3L | Carol City, Fla. | 1.0 | 4.0 | 1.0 | 0.0 | 0.0 | 25.0 | 13.0 |
| <i>Third-year Golden Eagle and the highest returning scorer from last year's team</i> | | | | | | | | | | | |
| F 22 Felipe Haase | 6-9 | 245 | Gr.-4L | Osorno, Chile | 8.0 | 6.0 | 2.0 | 50.0 | 0.0 | 0.0 | 26.0 |

Named Preseason All-Sun Belt Second Team; has 1,228 career points and 654 career rebounds

Schedule/Results

OVERALL RECORD: 1-0

Sun Belt: 0-0 | Non-Conference: 1-0

Home: 1-0 | Away: 0-0 | Neutral: 0-0

NOVEMBER (1-0)

| | | |
|---------|-------------------|----------|
| TUES. 1 | DELTA STATE (EXH) | W, 84-54 |
| MON. 7 | WILLIAM CAREY | W, 75-42 |
| Fri. 11 | at Vanderbilt | 6 PM |
| MON. 14 | LOYOLA (LA) | 7 PM |
| Fri. 18 | at Liberty! | 8 PM |
| Tue. 22 | vs. Winthrop! | 2 PM |
| Wed. 23 | vs. TBA! | TBA |
| SUN. 27 | MOBILE (ALA.) | 2 PM |
| TUE. 29 | MONTANA | 7 PM |

DECEMBER (0-0)

| | | |
|-----------|---------------------|------|
| Sun. 4 | at Northwestern St. | 1 PM |
| SAT. 10 | LAMAR | 2 PM |
| Tue. 13 | at Lamar | 7 PM |
| SUN. 18 | MCNEESE | 2 PM |
| Thurs. 22 | at UNLV | 9 PM |
| THURS. 29 | TROY* | 7 PM |
| SAT. 31 | APP STATE* | 2 PM |

JANUARY (0-0)

| | | |
|-----------|--------------------|------|
| Thurs. 5 | at Louisiana* | 7 PM |
| Sat. 7 | at ULM* | TBA |
| Thurs. 12 | at Marshall* | TBA |
| Sat. 14 | at Arkansas State* | 4 PM |
| THURS. 19 | SOUTH ALABAMA* | 7 PM |
| SAT. 21 | JAMES MADISON* | 2 PM |
| THURS. 26 | ARKANSAS STATE* | 7 PM |
| SAT. 28 | TEXAS STATE* | 2 PM |

FEBRUARY (0-0)

| | | |
|-----------|-------------------|---------|
| Thurs. 2 | at Troy* | 6 PM |
| Sat. 4 | at Georgia State* | 1 PM |
| THURS. 9 | LOUISIANA* | 7:30 PM |
| SAT. 11 | ULM* | TBA |
| Thurs. 16 | at South Alabama* | 7 PM |
| SAT. 18 | GEORGIA STATE* | 2 PM |
| Wed. 22 | at Old Dominion* | 6 PM |
| Fri. 24 | at Texas State* | TBA |

Sun Belt Tournament (Pensacola, Fla.)

| | | |
|----------|-------------|-----|
| Tues. 28 | First Round | TBA |
|----------|-------------|-----|

MARCH (0-0)

| | | |
|----------|---------------|-----|
| Thurs. 2 | Second Round | TBA |
| Sat. 4 | Quarterfinals | TBA |
| Sun. 5 | Semifinals | TBA |
| Mon. 6 | Championships | TBA |

Home Games in **BOLD CAPS**

*Sun Belt Conference Game | !Cancun Challenge
All Times Central and Subject to Change

Athletic Communications

MBB Contact: Jack MacDonald
Email: jack.macdonald@usm.edu
C: 630-659-5119 // O: 601-266-6240

Radio Contact: John Cox
Email: john.w.cox@usm.edu
C: 601-297-1415 // O: 601-266-4503

Address: Athletic Communications Office
118 College Drive #5017
Hattiesburg, Miss. 39406





QUICK FACTS

Location: Hattiesburg, Miss.
Founded: 1910
Enrollment: 14,845
Nickname: Golden Eagles
School Colors: Black and Gold
Arena: Reed Green Coliseum
Capacity: 8,095
Affiliation: NCAA Division I
Conference: Sun Belt
Interim President: Dr. Joe Paul
Athletics Director: Jeremy McClain
FAR: Joseph Weinberg

History

First Season: 1912-13
Overall All-Time Record: 1,269-1,147 (103 seasons)
NCAA Tournament Appearances: 3
Years: 1990, 1991, 2012
NIT Appearances: 10
Years: 1981, 1986, 1987, 1988, 1994, 1995, 1998, 2001, 2013&, 2014&
CBI Appearances: 1
Year: 2019
CIT Appearances: 1
Year: 2010
Last Postseason Appearance: at Longwood
Tournament: CBI
Date: March 20, 2019

2021-22 Look Back

Record (H/A/N): 7-26 (3-11 / 1-14 / 3-1)
CUSA Record (H/A/N): 1-17 (0-9 / 1-8 / 0-0)
Postseason: Second Round C-USA Tournament

Returning Leaders

Points: DeAndre Pinckney (295 - 8.9)
Field Goals: DeAndre Pinckney (104)
Field Goals Attempted: DeAndre Pinckney (236)
Field Goal Percentage: Denijay Harris (46.2%)
3-Point Field Goals: DeAndre Pinckney (30)
Free Throws: DeAndre Pinckney (57)
Rebounds: DeAndre Pinckney (176)
Assists: Mo Arnold (49)
Steals: DeAndre Pinckney (16)
Blocks: DeAndre Pinckney (13)
Minutes: DeAndre Pinckney (818 - 24.8)

Media Information

CREDENTIALS

Outlets interested in obtaining credentials to cover Southern Miss men's basketball must apply for credentials. Applications for season and single-game should be submitted at least one week in advance of the game(s) one plans to cover.

MEDIA AVAILABILITY

Head coach **Jay Ladner** and requested players will typically be available for interviews twice a week during the season. Please contact men's basketball SID **Jack MacDonald** for dates and times.

Southern Miss men's basketball practices are open to the public.



2022-23 ROSTER

| | | | | | | |
|----|--------------------|---|------|-----|------|---|
| 0 | Tyler Morman | F | 6-9 | 221 | RSr. | Mableton, Ga. / Wyoming |
| 1 | Austin Crowley | G | 6-5 | 184 | Jr. | West Point, Miss. / Ole Miss |
| 2 | Neftali Alvarez | G | 6-0 | 196 | Jr. | Catano, Puerto Rico / Mercer |
| 3 | Mo Arnold | G | 6-1 | 181 | Jr. | Picayune, Miss. / Jacksonville |
| 4 | Denijay Harris | F | 6-7 | 196 | Jr. | Columbus, Miss. / SW Mississippi CC |
| 5 | DeAndre Pinckney | F | 6-8 | 223 | Sr. | Carol City, Fla. / Broward CC |
| 10 | Cobie Montgomery | G | 6-5 | 200 | Jr. | Louisville, Ky. / Triton College |
| 11 | Victor Hart | F | 6-8 | 204 | Jr. | Miami, Fla. / FIU |
| 12 | Nico Aguirre | G | 6-0 | 170 | Gr. | Castro, Chile / Southwest Baptist |
| 14 | Trey Alfonso | G | 6-1 | 176 | So. | Chalmette, La. / Fontainebleau HS |
| 15 | Donovan Ivory | G | 6-6 | 195 | Jr. | Kaukauna, Wisc. / Green Bay |
| 20 | Jeff Armstrong | G | 5-11 | 171 | RSO. | Rainsville, Ala./Massanutten Military Aca. |
| 21 | GianFranco Grafals | G | 6-2 | 170 | RJr. | San Sebastian, Puerto Rico / Eckerd College |
| 22 | Felipe Haase | F | 6-9 | 245 | Gr. | Osorno, Chile / Mercer |
| 25 | Marcelo Perez | G | 6-5 | 217 | Gr. | Talca, Chile / Barry |
| 55 | Tate Ryder | G | 6-0 | 167 | Jr. | Oak Grove, Miss. / East Central CC |

2022-23 COACHING STAFF // SUPPORT STAFF

| POSITION | NAME | SCHOOL | SEASON |
|--------------------------------|----------------|-------------------------|--------|
| Head Coach | Jay Ladner | Southern Miss, '88 | Fourth |
| Assistant Coach | Juan Cardona | Middle Georgia, '96 | First |
| Assistant Coach | Nick Williams | Ole Miss, '13 | First |
| Assistant Coach | Isaiah Carson | Southwest Baptist, '19 | First |
| Director of Operations | Garland Wilson | Jacksonville State, '09 | Fourth |
| Coordinator of Video and Camps | Logan Wallace | Ole Miss, '21 | First |
| Graduate Assistant | Landon Lewis | Southern Miss, '20 | First |
| Administrative Assistant | Jeremy Tekulve | Southern Miss, '17 | Fourth |
| Athletic Trainer | Chris Clapton | Charlotte, '08 | Fifth |
| Strength and Conditioning | Tony Brutofsky | East Stroudsburg, '17 | Second |
| Sports Information Director | Jack MacDonald | Iowa State, '18 | Second |



This Week in Hattiesburg

| SUNDAY | MONDAY | TUESDAY | WEDNESDAY | THURSDAY | FRIDAY | SATURDAY |
|-------------------|---------------------------------|-----------------|------------------------------|----------------------|-----------------------------|-----------------|
| 4 p.m. - Practice | 7 p.m. - Game vs. William Carey | Off | 9 a.m. - Practice | Travel to Vanderbilt | 6 p.m. - Game at Vanderbilt | Off |
| No availability | Players/coaches after game | No availability | Players/coaches upon request | No availability | Players/coaches after game | No availability |

Team Notes

Transfer U

- Southern Miss hit the transfer portal hard this year as it added nine guys from the portal. Five of the transfers bring Division I experience.

Austin Crowley - Ole Miss
Neftali Alvarez - Mercer
Cobie Montgomery - Triton College (JUCO)
Victor Hart - FIU
Nico Aguirre - Southwest Baptist (NAIA)
Donovan Ivory - Green Bay
GianFranco Grafals - Eckerd (D2)
Felipe Haase - Mercer
Mercelo Perez - Barry (D2)

What's Lost

- Southern Miss' biggest loss was Tyler Stevenson. He was the 39th player in Southern Miss history to amass 1,000 points and the 17th player to pair that with 500 career rebounds. He is tied with Randolph Keys and Casey Fisher as the 23rd-fastest Golden Eagle to reach 1,000 points.
- Southern Miss returns only 24 percent of its total scoring last season, including only one player who scored more than 100 points. DeAndre Pinckney returns after scoring 295 points, which was 81 more points than the rest of the returners combined. Mo Arnold is next with 92 total points last season.

Golden Eagles with 1,000 Points & 500 Rebounds

- Clarence Weatherspoon
2,130 points - 1,317 rebounds
- Joe Dawson
1,695 points - 1,069 rebounds
- Randolph Keys
1,626 points - 721 rebounds
- Glen Whisby
1,598 points - 1,009 rebounds
- Gary Hannan
1,569 points - 1,191 rebounds
- Wendell Ladner
1,561 points - 1,256 rebounds
- Courtney Beasley
1,461 points - 641 rebounds
- Derrek Hamilton
1,445 points - 687 rebounds
- Cortez Edwards
1,401 points - 635 rebounds
- Kelly McCarty
1,390 points - 850 rebounds
- Bruce Miller
1,382 points - 646 rebounds
- Tyler Stevenson**
1,203 points - 626 Rebounds
- James Williams
1,189 points - 585 rebounds
- Vandarel Jones
1,123 points - 734 rebounds
- Gary Flowers
1,078 points - 513 rebounds
- Roy Danforth
1,066 points - 525 rebounds
- Craig Craft
1,031 points - 521 rebounds

Cancun or Bust

- The MTE of choice this year for Southern Miss is the Cancun Challenge in Cancun, Mexico. The Golden Eagles will match up with Liberty in Lynchburg, Va. on Nov. 18 as part of the stateside schedule. They then play Winthrop on Nov. 22 in Cancun and on Nov. 23 play Eastern Michigan or Purdue Fort Wayne.

Sun Belt Era

- Southern Miss kicks off its Sun Belt basketball era

on Dec. 29 against Troy in Reed Green Coliseum. The Golden Eagles spent the last 20-plus years as members of Conference USA. Fellow C-USA members Marshall and Old Dominion also made the move to the Sun Belt. James Madison joined the Sun Belt as well, elevating its football program to the FBS level.

Royalty on the Radio

- John Cox is in his 45th season as The Voice of the Golden Eagles. He is the sixth-longest tenured Division I radio play-by-play guy in the country. Southern Illinois' Mike Reis is in his 42nd year, and the two legends met in Carbondale on Dec. 4 of last season.

Longest-Active Basketball Announcers (D1)

55 Years: Ray Goss (Duquesne)
53 Years: Bill Hillgrove (Pittsburgh)
50 Years: Don Fischer (Indiana)
49 Years: Rich Chvotkin (Georgetown)
49 Years: Gene Deckerhoff (Florida State)
45 Years: John Cox (Southern Miss)
44 Years: Mike Reis (Southern Illinois)
44 Years: Dave Snell (Bradley)

Chilean Connection

- Jay Ladner's Chilean pipeline started when he added Felipe Haase to the roster, then grew after he picked up commitments from Nico Aguirre and Marcelo Perez. All three have played for the Chilean National Team. Haase has the most experience after playing for them over the summer.

Miami Pipeline

- In total, seven Golden Eagle players and staffers have ties to the Miami, Fla. area. It starts with assistant coach Juan Cardona and his time at Miami Christian High School. Felipe Haase, Marcelo Perez, Nico Aguirre and Neftali Alvarez all played for Cardona at Miami Christian. DeAndre Pinckney hails from Carol City and attended Broward CC, which sits a few miles from Miami. Victor Hart is a Miami native and prepped at North Miami High School.

From Mercer to Southern Miss

- The Golden Eagles picked up a pair of big time transfers as they grabbed Felipe Haase and Neftali Alvarez from Mercer. Haase has 1,228 points and 654 career rebounds. Alvarez is an All-SoCon player and was named MAAC All-Rookie Team during his freshman season at Fairfield. Alvarez played in 39 games at Mercer, starting 37 of those prior to a season-ending injury 12 games into the season last year.

MTE Vacation

- Southern Miss heads to Cancun for another MTE Tournament after playing in the Zootown Classic last season.

Ladner vs. Ladner

- Head coach Jay Ladner will square off against his son Luke, when Loyola New Orleans travels to Reed Green Coliseum on Dec. 14. The younger Ladner and Loyola New Orleans were NAIA National Champions last season.

Schedule at a Glance is Key

- The Golden Eagles play four of their first six games on the road this season, not including the exhibition opener against Delta State.
- After a scheduling glitch forced the Golden Eagles to reshape their 2022-23 slate, it wound up pitting them against Lamar twice in a three-day span.

Haase Hype

- Felipe Haase was named a Preseason All-Sun Belt Second Team member prior to the season kicking off. He was also named Lindy's Sports Newcomer of the Year and Lindy's Sports Preseason All-Sun Belt First Team.
- At Mercer, Haase was NABC All-District and All-SoCon during the 2021-22 season. He also picked up All-SoCon Tournament Team the year prior.
- Heading into the season, Haase has 1,228 career points and 654 career rebounds.

Magnolia's Finest

- Four Golden Eagles hail from Mississippi a year after Ladner's squad fielded six Mississippians. Tate Ryder (Oak Grove), Austin Crowley (West Point), Mo Arnold (Picacone) and Denijay Harris (Columbus) are the four Golden Eagles from the Magnolia State.

New Floor Alert

- Southern Miss is in its third season playing on its new court inside Reed Green Coliseum. Athletic Director Jeremy McClain made the first of many upgrades the Coliseum during the summer of 2020. Future additions are in the works and are expected to start during the current season.

Coaching Staff Shakeup

- Ladner's coaching staff has a new look to it as he welcomed three new assistant coaches to the roster. Former graduate assistant Isaiah Carson was elevated to the full-time roll after proving his value to the program the previous two seasons. Southern Miss also signed Juan Cardona and Nick Williams.
- Cardona has a wealth of experience at the professional, collegiate and youth levels. He was at Mercer with Haase and Alvarez. He was the head man at Miami Christian while Aguirre, Alvarez, Haase and Perez all attended the Florida powerhouse.
- Logan Wallace took over as the Coordinator of Video and Camp Operations, while former student manager Landon Lewis was named as the new graduate assistant.

Rekindling Old Flames

- By joining the Sun Belt, Southern Miss is able to rekindle old rivalries that date back to the early years of the program.
- The Golden Eagles have played current Sun Belt foes 262 times in the program's history. Below is a breakdown of the all-time records.
App State: 2-0
Arkansas State: 14-13
Coastal Carolina: 0-0
Georgia Southern: 7-4
Georgia State: 7-5
James Madison: 0-0
Louisiana: 39-30
ULM: 23-16
Marshall: 11-15
Old Dominion: 3-11
South Alabama: 26-20
Texas State: 0-0
Troy: 15-1
- Against teams in the Sun Belt last season, Southern Miss went 0-3 with losses to South Alabama, Louisiana and ULM. They also lost to then-Conference USA foe Marshall.



Team Notes Continued

Old School Golden Eagles

- Southern Miss ranks as one of the oldest teams in Division I basketball in terms of age and experience. As of Nov. 1, they average an age of 22.1 and have over 29 years of Division I basketball experience.

NCAA Division I Men's Basketball Oldest Teams (Nov. 1)

- Southern Miss - 22.1**
- Binghampton - 22.0
- Utah State - 21.8
- NJIT - 21.7
- DePaul - 21.3
- Iowa State - 21.1

NCAA Division I Men's Basketball Most Experienced (Nov. 1)

- DePaul - 33 (2.2 avg. per player)
- Southern Miss - 29 (2.2 avg. per player)**
- Binghampton - 28 (2.3 avg. per player)

The Departure of the Offense

- The Golden Eagle offense returns only 15.4 ppg, which is strongly led by DeAndre Pinckney. Below is a list of the fewest returning points per game in the country.

Fewest Returning Points Per Game

- 9.1 - IUPUI
- 9.1 - West Virginia
- 11.0 - Monmouth
- 11.2 - Milwaukee
- 12.0 - Tennessee Tech
- 15.4 - Southern Miss**
- 17.3 - Ohio State
- 17.7 - UTRGV
- 18.4 - Northwestern State
- 19.0 - Texas-Arlington
- 19.9 - Illinois State
- 20.7 - South Alabama
- 24.9 - Iowa State

Nearing 500 wins at The Greenhouse

- Southern Miss heads into the season with 497 wins inside Reed Green Coliseum since opening in 1965. They have twice won 23-straight games in Hattiesburg.

Defensive Dominance in Season Opener

- Southern Miss held William Carey to 42 points in the season opener. It was the fewest amount of points allowed since allowing 44 to Union in 2016.
- The Crusaders' 30 turnovers is tied for the most forced in a single game under Ladner. Their 20 second-half points is tied for the fewest points allowed in a single half under Ladner.

Starting Numbers

Experience is key for the Golden Eagles as 9 guy have started a DI game previously.

| | Career | '22-'23 |
|-----------|--------|---------|
| Morman | 2 | -- |
| Crowley | 15 | 1 |
| Alvarez | 68 | 1 |
| Arnold | 58 | 1 |
| Harris | 21 | -- |
| Pinckney | 41 | -- |
| Hart | -- | -- |
| Aguirre | -- | -- |
| Alfonso | -- | -- |
| Ivory | 9 | -- |
| Armstrong | 2 | -- |
| Grafals | -- | -- |
| Haase | 70 | 1 |
| Perez | -- | -- |
| Ryder | -- | -- |

Defensive Marks

Kills: Three consecutive defensive stops leads to one kill.
Charges: The number of charges the Golden Eagles draw

| Opponent | Kills | Charges |
|------------------|-------|---------|
| William Carey | 11 | 2 |
| Vanderbilt | | |
| Loyola (La.) | | |
| Liberty | | |
| Winthrop | | |
| TBA | | |
| Mobile | | |
| Montana | | |
| Northwestern St. | | |
| Lamar | | |
| Lamar | | |
| McNeese | | |
| UNLV | | |
| Troy | | |
| App State | | |

| | | |
|------------------|--|--|
| Louisiana | | |
| ULM | | |
| Marshall | | |
| Arkansas St. | | |
| South Ala. | | |
| JMU | | |
| Arkansas St. | | |
| Texas St. | | |
| Troy | | |
| Georgia St. | | |
| Louisiana | | |
| ULM | | |
| South Ala. | | |
| Georgia Southern | | |
| Old Dominion | | |
| Texas St. | | |



Jay Ladner Trends

| | Ladner '22-23 | |
|--------------------------------------|---------------|-----|
| Overall | 25-65 | 1-0 |
| Home | 18-25 | 1-0 |
| Away | 4-35 | 0-0 |
| Neutral | 3-5 | 0-0 |
| Sun Belt | 0-0 | 0-0 |
| Home | 7-19 | 0-0 |
| Away | 3-23 | 0-0 |
| Non-Conference | 14-20 | 1-0 |
| Home | 11-5 | 1-0 |
| Away | 1-12 | 0-0 |
| Neutral | 2-3 | 0-0 |
| Against Ranked Teams | 0-3 | 0-0 |
| Against State Schools | 7-0 | 1-0 |
| Day Games | 10-22 | 0-0 |
| Night Games | 15-43 | 1-0 |
| Overtime | 2-3 | 0-0 |
| TV Games | 0-7 | 0-0 |
| White Jerseys | 5-5 | 0-0 |
| Throwback Jerseys | 11-17 | 1-0 |
| Gold Jerseys | 4-22 | 0-0 |
| Black Jerseys | 5-21 | 0-0 |
| Leading at Halftime | 17-9 | 1-0 |
| Trailing at Halftime | 6-51 | 0-0 |
| Tied at Halftime | 2-5 | 0-0 |
| Shooting Better Than Opponent | 23-21 | 1-0 |
| Shooting the Same as Opponent | 0-0 | 0-0 |
| Shooting Worse Than Opponent | 2-44 | 0-0 |
| Shoot 45% or Better | 20-17 | 1-0 |
| Opponent Shoots 45% or Better | 2-41 | 0-0 |
| Shoot Less Than 45% | 5-50 | 0-0 |
| Opponent Shoots Less Than 45% | 23-28 | 1-0 |
| Make Five or Fewer 3-pointers | 9-38 | 1-0 |
| Make More Than Five 3-pointers | 16-26 | 0-0 |
| Attempt 15 or Fewer 3-pointers | 7-25 | 1-0 |
| Attempt More Than 15 3-pointers | 18-40 | 0-0 |
| Scoring 80 or More Points | 12-0 | 0-0 |
| Allowing 80 or More Points | 0-18 | 0-0 |
| Score 70-79 Points | 7-8 | 1-0 |
| Allow 70-79 Points | 6-28 | 0-0 |
| Score 60-69 Points | 5-31 | 0-0 |
| Allow 60-69 Points | 11-17 | 0-0 |
| Score 59 or Fewer Points | 1-26 | 0-0 |
| Allow 59 or Fewer Points | 8-2 | 1-0 |
| Lead with 5:00 Remaining | 22-5 | 1-0 |
| Trail with 5:00 Remaining | 2-59 | 0-0 |
| Tied with 5:00 Remaining | 1-1 | 0-0 |
| 1-3 Point Margins | 5-9 | 0-0 |
| 4-5 Point Margins | 3-3 | 0-0 |
| 6-10 Point Margins | 4-15 | 0-0 |
| 11-19 Point Margins | 8-21 | 0-0 |
| 20+ Point Margins | 5-16 | 1-0 |
| Shoot More Free Throws Than Opponent | 14-21 | 0-0 |
| Opponent Shoots More Free Throws | 9-42 | 0-0 |
| Free Throws Tied | 2-2 | 1-0 |
| Bench Outscores Opponents | 12-19 | 1-0 |
| Bench Outscored by Opponents | 10-45 | 0-0 |
| Bench Points Tied | 2-2 | 0-0 |
| Out-Rebound Opponent | 20-27 | 1-0 |
| Out-Rebounded by Opponent | 5-34 | 0-0 |
| Rebounds Tied | 0-3 | 0-0 |
| Commit Fewer Turnovers | 14-16 | 1-0 |
| Commit More Turnovers | 9-44 | 0-0 |
| Turnovers Tied | 2-5 | 0-0 |
| Commit 15 or Fewer Turnovers | 19-38 | 1-0 |
| Commit More Than 15 Turnovers | 6-27 | 0-0 |
| In November | 7-10 | 1-0 |
| In December | 6-11 | 0-0 |
| In January | 7-19 | 0-0 |
| In February | 4-18 | 0-0 |
| In March | 1-7 | 0-0 |
| On Sunday | 2-2 | 0-0 |
| On Monday | 2-4 | 1-0 |
| On Tuesday | 4-4 | 0-0 |
| On Wednesday | 3-6 | 0-0 |
| On Thursday | 4-15 | 0-0 |
| On Friday | 3-8 | 0-0 |
| On Saturday | 7-26 | 0-0 |

NATIONAL POLLS

| AP POLL (Preseason) | | | | | |
|---------------------|---------------------|-----|------|------|--|
| Rk | Team | Rec | Pts | Prev | |
| 1 | North Carolina (47) | 1-0 | 1532 | -- | |
| 2 | Gonzaga (12) | 1-0 | 1479 | -- | |
| 3 | Houston (1) | 1-0 | 1404 | -- | |
| 4 | Kentucky (2) | 1-0 | 1364 | -- | |
| 5 | Kansas | 1-0 | 1200 | -- | |
| | Baylor | 1-0 | 1200 | -- | |
| 7 | Duke | 1-0 | 1168 | -- | |
| 8 | UCLA | 1-0 | 1093 | -- | |
| 9 | Creighton | 1-0 | 1060 | -- | |
| 10 | Arkansas | 1-0 | 1026 | -- | |
| 11 | Tennessee | 1-0 | 880 | -- | |
| 12 | Texas | 1-0 | 844 | -- | |
| 13 | Indiana | 1-0 | 745 | -- | |
| 14 | TCU | 1-0 | 735 | -- | |
| 15 | Auburn | 1-0 | 623 | -- | |
| 16 | Villanova | 1-0 | 578 | -- | |
| 17 | Arizona | 1-0 | 543 | -- | |
| 18 | Virginia | 1-0 | 462 | -- | |
| 19 | San Diego State | 1-0 | 394 | -- | |
| 20 | Alabama | 1-0 | 281 | -- | |
| 21 | Oregon | 1-0 | 260 | -- | |
| 22 | Michigan | 1-0 | 229 | -- | |
| 23 | Illinois | 1-0 | 215 | -- | |
| 24 | Dayton | 1-0 | 170 | -- | |
| 25 | Texas Tech | 1-0 | 122 | -- | |

Others Receiving Votes: Texas A&M 112, UConn 101, Miami 66, Purdue 56, Saint Louis 36, Michigan State 35, Florida State 32, Xavier 29, Wyoming 25, Ohio State 23, Iowa 13, Rutgers 4, Florida 3, USC 3, Toledo 1, Virginia Tech 1, Memphis 1, Notre Dame 1, UAB 1

Dropped: --

COACHES POLL (Preseason)

| Rk | Team | Rec | Pts | Prev | |
|----|---------------------|-----|-----|------|--|
| 1 | North Carolina (23) | 1-0 | 778 | -- | |
| 2 | Gonzaga (5) | 1-0 | 759 | -- | |
| 3 | Houston (1) | 1-0 | 713 | -- | |
| 4 | Kentucky (3) | 1-0 | 697 | -- | |
| 5 | Kansas | 1-0 | 660 | -- | |
| 6 | Baylor | 1-0 | 632 | -- | |
| 7 | UCLA | 1-0 | 560 | -- | |
| 8 | Duke | 1-0 | 552 | -- | |
| 9 | Creighton | 1-0 | 500 | -- | |
| 10 | Arkansas | 1-0 | 498 | -- | |
| 11 | Tennessee | 1-0 | 486 | -- | |
| 12 | Texas | 1-0 | 449 | -- | |
| 13 | Arizona | 1-0 | 352 | -- | |
| 14 | Indiana | 1-0 | 334 | -- | |
| 15 | Auburn | 1-0 | 318 | -- | |
| 16 | TCU | 1-0 | 317 | -- | |
| 17 | Villanova | 1-0 | 300 | -- | |
| 18 | Virginia | 1-0 | 287 | -- | |
| 19 | Alabama | 1-0 | 176 | -- | |
| 20 | San Diego State | 1-0 | 173 | -- | |
| 21 | Oregon | 1-0 | 128 | -- | |
| 22 | Michigan | 1-0 | 122 | -- | |
| 23 | Illinois | 1-0 | 115 | -- | |
| 24 | Texas Tech | 1-0 | 107 | -- | |
| 25 | Dayton | 1-0 | 75 | -- | |

Others Receiving Votes: Purdue 44, Texas A&M 37, Miami 31, UConn 31, Michigan State 29, Providence 22, Iowa 22, Syracuse 13, Florida State 13, Virginia Tech 9, USC 9, Saint Mary's 8, Wyoming 7, Wisconsin 7, UAB 6, Ohio State 5, Florida 5, Iowa State 4, Xavier 3, Toledo 2, Drake 2, Rutgers 2, Boise State 1

Dropped: --

@SouthernMissMBB

Social Roster

TWITTER

| | |
|--------------------|----------------|
| Tyler Morman | @Ty_M4 |
| Austin Crolwey | @TheRealAC5 |
| Neftali Alvarez | @ayalaneftali3 |
| Mo Arnold | @MoArnold4 |
| Denijay Harris | @Ni_jayyy |
| DeAndre Pinckney | @Gvrlthxts_dre |
| Cobie Montgomery | @Cobie_d0 |
| Victor Hart | @vickhart_12 |
| Nico Aguirre | |
| Trey Alfonso | @treyalfo |
| Donovan Ivory | @D_ono_van |
| Jeff Armstrong | @jefferyarm0 |
| GianFranco Grafals | @pipografals |
| Felipe Haase | @FelipeHaase13 |
| Marcelo Perez | |
| Tate Ryder | @tate_ryder |

INSTAGRAM

| | |
|--------------------|--------------------|
| Tyler Morman | ty_m15 |
| Austin Crolwey | therealac |
| Neftali Alvarez | ayalaneftali3 |
| Mo Arnold | its.mo12 |
| Denijay Harris | nijayyy |
| DeAndre Pinckney | gvrlthxts.dre |
| Cobie Montgomery | c0bie. |
| Victor Hart | vizzo.1 |
| Nico Aguirre | nico12felipe |
| Trey Alfonso | trey.alfonso |
| Donovan Ivory | d.ono.van |
| Jeff Armstrong | jeffery_armstrong2 |
| GianFranco Grafals | piposwish |
| Felipe Haase | felipehaase13 |
| Marcelo Perez | marceloperez25 |
| Tate Ryder | tate.ryder |

STAFF TWITTER

| | |
|----------------|------------------|
| Jay Ladner | @CoachLadner |
| Juan Cardona | @CoachJCardona10 |
| Nick Williams | @Nick_Williams20 |
| Zay Carson | @zaycarson |
| Garland Wilson | @garlandjwilson |
| Landon Lewis | @Coach_Lewis35 |
| Logan Wallace | -- |
| Jeremy Tekulve | @JeremyTekulve |
| Tony Brutofsky | -- |
| Chris Clapton | -- |
| Jack MacDonald | @Jackmac95 |

Player Nicknames

| | |
|--------------------|--------|
| Tyler Morman | Techmo |
| Austin Crolwey | AC |
| Neftali Alvarez | Nefta |
| Mo Arnold | |
| Denijay Harris | Najey |
| DeAndre Pinckney | Dre |
| Cobie Montgomery | |
| Victor Hart | Vick |
| Nico Aguirre | |
| Trey Alfonso | |
| Donovan Ivory | Dono |
| Jeff Armstrong | Jeffro |
| GianFranco Grafals | Pipo |
| Felipe Haase | |
| Marcelo Perez | Celo |
| Tate Ryder | Tater |



BY THE NUMBERS - THE SERIES

87

The 1987 meeting in which the Golden Eagles won sent Southern Miss to Madison Square Garden to play in the NIT Semifinals against Nebraska. It would go on to defeat Nebraska and then LaSalle in the NIT Championship to bring the title back to Hattiesburg.

2

Southern Miss and Vanderbilt have only played two others times. The first was in '87, then the Golden Eagles went back to Vandy in '10. The Commodores easily won that by nearly 40 points.

1

Jay Ladner and Jerry Stackhouse will meet for the first time on Friday night. Both coaches are in their fourth season at their respective schools. Both played Division I basketball: Stackhouse (North Carolina) and Ladner (Southern Miss).

SERIES HISTORY

Overall: Series tied 1-1
At Reed Green Coliseum: 0-0
On the Road: 1-1
Neutral: 0-0
Active Streak: L1
Ladner vs. Vanderbilt: 0-0
Stackhouse vs. Southern Miss: 0-0
Ladner vs. Stackhouse: 0-0

LAST 10 MEETINGS:

| Date | Score | Location |
|------------|----------|-------------|
| 03/21/1987 | W, 95-88 | Hattiesburg |
| 01/02/2010 | L, 46-82 | Nashville |

THE 2010 RECAP

Points - 17, Gary Flowers
Rebounds - 8, Gary Flowers
Assists - 2, Three players
Minutes - 33, Gary Flowers

NASHVILLE, Tenn. - Southern Miss could not keep up a quick start, as they fell to Vanderbilt, 82-46, Saturday afternoon in its final game before conference play.

The Golden Eagles have now lost three of their last four games.

The 82 points were a season-high in points given up, and the 46 points tied a season-low for Southern Miss.

Southern Miss (9-4) started the game hot, connecting on five of its first 10 shots, as Gary Flowers and Buchi Awaji scored 10 of their first 12 points, leading them to an early 12-7 lead six minutes into the game.

However, the hot stroke soon went away, as the Golden Eagles were just 3-of-17 the rest of the half. John Jenkins led Vanderbilt (10-3) with a barrage of three-pointers to help them grab the lead with 12:36 to play in the half, and then continue to extend it. A.J. Ogilvy's tip-in with five seconds left in the half gave the Commodores a 44-22 lead at the break.

Ogilvy had 13 points at the half for VU, while Jenkins had 12, connecting on four three's. Flowers led Southern Miss with 11 first half points.

Play continued the same way in the second half, as Southern Miss could get no closer than 18 points.

Flowers led the Golden Eagles with 17 points and eight rebounds. Angelo Johnson and Buchi Awaji added eight points apiece.

Jenkins led the Commodores with 20 points. Ogilvy had 17 points and five rebounds. Jermaine Beal had 15 points and five rebounds and Andre Walker added 10 points.

Southern Miss begins conference play this Tuesday, Jan. 4, when it travels to Huntington, W.V. to face Marshall. Tip-off is set for 6 p.m. CT.

Official Basketball Box Score -- Game Totals -- Final Statistics Southern Miss vs Vanderbilt 1/02/10 2 p.m. at Nashville, Tenn. (Memorial Gym)

Southern Miss 46 • 9-4

| ## | Player | Total | | | 3-Ptr | | | Rebounds | | | PF | TP | A | TO | Blk | Stl | Min |
|----|-----------------|--------|--------|--------|-------|-----|-----|----------|-----|-----|----|----|---|----|-----|-----|-----|
| | | FG-FGA | FG-FGA | FT-FTA | Off | Def | Tot | Off | Def | Tot | | | | | | | |
| 04 | FLOWERS, Gary | f | 7-16 | 1-2 | 2-2 | 1 | 7 | 8 | 3 | 17 | 1 | 3 | 2 | 2 | 33 | | |
| 01 | BOLDEN, Maurice | g | 2-8 | 1-7 | 0-0 | 3 | 3 | 6 | 4 | 5 | 2 | 2 | 0 | 0 | 23 | | |
| 14 | STONE, Sai'Quon | g | 0-0 | 0-0 | 0-2 | 3 | 1 | 4 | 2 | 0 | 1 | 0 | 0 | 0 | 27 | | |
| 23 | JOHNSON, Angelo | g | 2-10 | 0-5 | 4-5 | 0 | 0 | 0 | 2 | 8 | 2 | 3 | 0 | 1 | 27 | | |
| 25 | AWAJI, Buchi | g | 3-13 | 1-6 | 1-2 | 1 | 3 | 4 | 0 | 8 | 2 | 0 | 0 | 1 | 30 | | |
| 03 | AYARZA, Josimar | | 3-9 | 0-0 | 0-0 | 2 | 1 | 3 | 4 | 6 | 0 | 2 | 1 | 1 | 22 | | |
| 05 | PELHAM, Torye | | 0-2 | 0-0 | 0-0 | 0 | 2 | 2 | 1 | 0 | 0 | 0 | 0 | 0 | 15 | | |
| 13 | ORTIZ, Kenneth | | 1-3 | 0-0 | 0-1 | 0 | 0 | 0 | 2 | 2 | 1 | 1 | 0 | 0 | 13 | | |
| 15 | HORTON, R.L. | | 0-3 | 0-1 | 0-0 | 1 | 0 | 1 | 0 | 0 | 0 | 1 | 0 | 0 | 10 | | |
| | Team | | | | | 4 | 0 | 4 | | | | | | | | | |
| | Totals | | 18-64 | 3-21 | 7-12 | 15 | 17 | 32 | 18 | 46 | 9 | 12 | 3 | 5 | 200 | | |

FG % 1st Half: 8-27 29.6% 2nd half: 10-37 27.0% Game: 18-64 28.1% Deadball Rebounds 3
 3FG % 1st Half: 2-10 20.0% 2nd half: 1-11 9.1% Game: 3-21 14.3%
 FT % 1st Half: 4-8 50.0% 2nd half: 3-4 75.0% Game: 7-12 58.3%

Vanderbilt 82 • 10-3

| ## | Player | Total | | | 3-Ptr | | | Rebounds | | | PF | TP | A | TO | Blk | Stl | Min |
|----|--------------------|--------|--------|--------|-------|-----|-----|----------|-----|-----|----|----|----|----|-----|-----|-----|
| | | FG-FGA | FG-FGA | FT-FTA | Off | Def | Tot | Off | Def | Tot | | | | | | | |
| 24 | WALKER, Andre | f | 4-4 | 0-0 | 2-3 | 0 | 5 | 5 | 2 | 10 | 1 | 1 | 4 | 0 | 20 | | |
| 44 | TAYLOR, Jeffery | f | 1-5 | 0-0 | 1-2 | 1 | 2 | 3 | 4 | 3 | 3 | 2 | 0 | 0 | 17 | | |
| 04 | OGILVY, A.J. | c | 4-8 | 0-0 | 9-10 | 1 | 4 | 5 | 1 | 17 | 0 | 0 | 2 | 3 | 23 | | |
| 00 | BEAL, Jermaine | g | 5-11 | 2-3 | 3-4 | 2 | 3 | 5 | 0 | 15 | 3 | 0 | 0 | 1 | 28 | | |
| 01 | TINSLEY, Brad | g | 0-5 | 0-3 | 2-2 | 0 | 2 | 2 | 3 | 2 | 2 | 1 | 0 | 0 | 24 | | |
| 03 | EZELI, Festus | | 4-6 | 0-0 | 0-0 | 0 | 4 | 4 | 2 | 8 | 1 | 4 | 3 | 0 | 15 | | |
| 05 | GOULBOURNE, Lance | | 1-1 | 0-0 | 0-0 | 2 | 5 | 7 | 1 | 2 | 2 | 3 | 1 | 1 | 21 | | |
| 10 | MERIWETHER, Chris | | 0-1 | 0-1 | 0-0 | 0 | 0 | 0 | 0 | 0 | 0 | 0 | 0 | 0 | 2 | | |
| 12 | SMART, Jordan | | 0-0 | 0-0 | 0-0 | 0 | 1 | 1 | 0 | 0 | 2 | 0 | 0 | 0 | 3 | | |
| 14 | NOLL, Aaron | | 0-0 | 0-0 | 0-0 | 0 | 0 | 0 | 0 | 0 | 0 | 0 | 0 | 0 | 1 | | |
| 21 | MCLELLAN, Darshawn | | 1-1 | 1-1 | 0-0 | 0 | 0 | 0 | 0 | 3 | 1 | 1 | 0 | 0 | 7 | | |
| 23 | JENKINS, John | | 6-6 | 6-6 | 2-2 | 0 | 1 | 1 | 1 | 20 | 3 | 2 | 0 | 0 | 23 | | |
| 33 | TCHIENGANG, Steve | | 0-0 | 0-0 | 2-2 | 1 | 2 | 3 | 1 | 2 | 0 | 1 | 0 | 0 | 14 | | |
| 50 | DUFFY, Joe | | 0-1 | 0-0 | 0-0 | 0 | 1 | 1 | 0 | 0 | 0 | 0 | 0 | 0 | 2 | | |
| | Team | | | | | 2 | 2 | 4 | | | | | | | | | |
| | Totals | | 26-49 | 9-14 | 21-25 | 9 | 32 | 41 | 15 | 82 | 18 | 15 | 10 | 5 | 200 | | |

FG % 1st Half: 15-29 51.7% 2nd half: 11-20 55.0% Game: 26-49 53.1% Deadball Rebounds 1,1
 3FG % 1st Half: 5-9 55.6% 2nd half: 4-5 80.0% Game: 9-14 64.3%
 FT % 1st Half: 9-11 81.8% 2nd half: 12-14 85.7% Game: 21-25 84.0%

Officials: Anthony Jordan, Bruce Benedict, Ron Groover
 Technical fouls: Southern Miss-None. Vanderbilt-None.
 Attendance: 13176

| Score by periods | 1st | 2nd | Total |
|------------------|-----|-----|-------|
| Southern Miss | 22 | 24 | 46 |
| Vanderbilt | 44 | 38 | 82 |



STARTING LINEUP NUGGETS

| Opponent | Uniform | Player | Player | Player | Player | Player | No. | Lineup Record |
|-------------------------|------------------|----------------|----------------|---------------|-----------------|--------------|----------|---------------|
| William Carey | Throwback | Crowley | Alvarez | Arnold | Pinckney | Haase | 1 | 1-0 |
| at Vanderbilt | | | | | | | | |
| Loyola (LA) | | | | | | | | |
| at Liberty | | | | | | | | |
| vs. Winthrop | | | | | | | | |
| vs. TBA | | | | | | | | |
| Mobile (Ala.) | | | | | | | | |
| Montana | | | | | | | | |
| at Northwestern St. | | | | | | | | |
| Lamar | | | | | | | | |
| at Lamar | | | | | | | | |
| McNeese | | | | | | | | |
| at UNLV | | | | | | | | |
| Troy | | | | | | | | |
| App State | | | | | | | | |
| at Louisiana | | | | | | | | |
| at ULM | | | | | | | | |
| at Marshall | | | | | | | | |
| at Arkansas State | | | | | | | | |
| South Alabama | | | | | | | | |
| James Madison | | | | | | | | |
| Arkansas State | | | | | | | | |
| Texas State | | | | | | | | |
| at Troy | | | | | | | | |
| at Georgia State | | | | | | | | |
| Louisiana | | | | | | | | |
| ULM | | | | | | | | |
| at South Alabama | | | | | | | | |
| Georgia Southern | | | | | | | | |
| at Old Dominion | | | | | | | | |
| at Texas State | | | | | | | | |

GAME LEADERS

| Opponent | Result | Streak | Record | Points | Rebounds | Assists | Steals | Blocks | Attend. |
|-------------------------|-----------------|-----------|------------|--------------------|----------------|------------------|-------------------|-------------------|--------------|
| William Carey | W, 75-42 | W1 | 1-0 | Crowley, 15 | Hart, 9 | Arnold, 5 | Crowley, 4 | Alfonso, 1 | 2,523 |
| at Vanderbilt | | | | | | | | | |
| Loyola (LA) | | | | | | | | | |
| at Liberty | | | | | | | | | |
| vs. Winthrop | | | | | | | | | |
| Vs. TBA | | | | | | | | | |
| Mobile (Ala.) | | | | | | | | | |
| Montana | | | | | | | | | |
| at Northwestern St. | | | | | | | | | |
| Lamar | | | | | | | | | |
| at Lamar | | | | | | | | | |
| McNeese | | | | | | | | | |
| at UNLV | | | | | | | | | |
| Troy | | | | | | | | | |
| App State | | | | | | | | | |
| at Louisiana | | | | | | | | | |
| at ULM | | | | | | | | | |
| at Marshall | | | | | | | | | |
| at Arkansas State | | | | | | | | | |
| South Alabama | | | | | | | | | |
| James Madison | | | | | | | | | |
| Arkansas State | | | | | | | | | |
| Texas State | | | | | | | | | |
| at Troy | | | | | | | | | |
| at Georgia State | | | | | | | | | |
| Louisiana | | | | | | | | | |
| ULM | | | | | | | | | |
| at South Alabama | | | | | | | | | |
| Georgia Southern | | | | | | | | | |
| at Old Dominion | | | | | | | | | |
| at Texas State | | | | | | | | | |



2022-23 SUPERLATIVES

INDIVIDUAL

| CATEGORY | SOUTHERN MISS | OPPONENT |
|---|--|--|
| Points Scored | 15 - Austin Crowley vs. William Carey (11/8/22) | 10 - Cole Chapman, William Carey (11/8/22) |
| Field Goals | 7 - Austin Crowley vs. William Carey (11/8/22) | 4 - Cole Chapman, William Carey (11/8/22) |
| Field Goals Attempted | 12 - Austin Crowley vs. William Carey (11/8/22) | 7 - Earl Smith, William Carey (11/8/22) |
| Highest FG Percentage (min. 5 made) | 85.0 (6-of-7) - Denijay Harris vs. William Carey (11/8/22) | -- |
| Highest FG Percentage (min. 10 made) | -- | -- |
| 3-Point Field Goals Made | 1 - Three players vs. William Carey (11/8/22) | 2 - Earl Smith, William Carey (11/8/22) |
| 3-Point Field Goals Attempted | 2 - Five players vs. William Carey (11/8/22) | 6 - Earl Smith, William Carey (11/8/22) |
| 3-Point Field Goal Percentage (min. 4 made) | -- | -- |
| Free Throws | 2 - Three players vs. William Carey (11/8/22) | 7 - Marqus Mitchel, William Carey (11/8/22) |
| Free Throws Attempted | 4 - Three players vs. William Carey (11/8/22) | 8 - Marqus Mitchel, William Carey (11/8/22) |
| Free Throw Percentage (min. 5 made) | -- | 87.5 (7-of-8) - Marqus Mitchell, William Carey (11/8/22) |
| Offensive Rebounds | 3 - Two players vs. William Carey (11/8/22) | 3 - Cole Chapman, William Carey (11/8/22) |
| Defensive Rebounds | 6 - Victor Hart vs. William Carey (11/8/22) | 4 - Two players, William Carey (11/8/22) |
| Total Rebounds | 9 - Victor Hart vs. William Carey (11/8/22) | 7 - Cole Chapman, William Carey (11/8/22) |
| Assists | 5 - Mo Arnold vs. William Carey (11/8/22) | 2 - Casey Smith, William Carey (11/8/22) |
| Blocked Shots | 1 - Trey Alfonso vs. William Carey (11/8/22) | 3 - Rawlings Ganza, William Carey (11/8/22) |
| Steals | 4 - Austin Crowley vs. William Carey (11/8/22) | 2 - Two players, William Carey (11/8/22) |
| Minutes Played | 26 - Austin Crowley vs. William Carey (11/8/22) | 26 - Casey Smith, William Carey (11/8/22) |

TEAM

| SOUTHERN MISS-HIGH | SOUTHERN MISS-LOW | CATEGORY | OPPONENT HIGH | OPPONENT LOW |
|----------------------------------|-------------------|-------------------------------|---------------------------------|--------------|
| 75 vs. William Carey (11/8/22) | | Points Scored | 42 by William Carey (11/8/22) | |
| 31 vs. William Carey (11/8/22) | | Field Goals | 13 by William Carey (11/8/22) | |
| 66 vs. William Carey (11/8/22) | | Field Goals Attempted | 42 by William Carey (11/8/22) | |
| 47.0 vs. William Carey (11/8/22) | | FG Percentage | 31.0 by William Carey (11/8/22) | |
| 3 vs. William Carey (11/8/22) | | 3-Point Field Goals Made | 6 by William Carey (11/8/22) | |
| 15 vs. William Carey (11/8/22) | | 3-Point Field Goals Attempted | 21 by William Carey (11/8/22) | |
| 20.0 vs. William Carey (11/8/22) | | 3-Point Field Goal Percentage | 28.6 by William Carey (11/8/22) | |
| 10 vs. William Carey (11/8/22) | | Free Throws | 10 by William Carey (11/8/22) | |
| 21 vs. William Carey (11/8/22) | | Free Throws Attempted | 16 by William Carey (11/8/22) | |
| 47.6 vs. William Carey (11/8/22) | | Free Throw Percentage | 62.5 by William Carey (11/8/22) | |
| 19 vs. William Carey (11/8/22) | | Offensive Rebounds | 10 by William Carey (11/8/22) | |
| 22 vs. William Carey (11/8/22) | | Defensive Rebounds | 22 by William Carey (11/8/22) | |
| 41 vs. William Carey (11/8/22) | | Total Rebounds | 32 by William Carey (11/8/22) | |
| 15 vs. William Carey (11/8/22) | | Fouls | 17 by William Carey (11/8/22) | |
| 0 1 time | | Fouled Out | 0 1 time | |
| 14 vs. William Carey (11/8/22) | | Assists | 6 by William Carey (11/8/22) | |
| 14 vs. William Carey (11/8/22) | | Turnovers | 30 by William Carey (11/8/22) | |
| 1 vs. William Carey (11/8/22) | | Blocked Shots | 3 by William Carey (11/8/22) | |
| 15 vs. William Carey (11/8/22) | | Steals | 8 by William Carey (11/8/22) | |
| 50 vs. William Carey (11/8/22) | | Points in Paint | 12 by William Carey (11/8/22) | |
| 30 vs. William Carey (11/8/22) | | Points off Turnovers | 5 by William Carey (11/8/22) | |
| 18 vs. William Carey (11/8/22) | | 2nd Chance Points | 14 by William Carey (11/8/22) | |
| 12 vs. William Carey (11/8/22) | | Fast Break Points | 5 by William Carey (11/8/22) | |
| 42 vs. William Carey (11/8/22) | | Bench Points | 14 by William Carey (11/8/22) | |
| 27 vs. William Carey (11/8/22) | | Points/1st Half | 22 by William Carey (11/8/22) | |
| 36.4 vs. William Carey (11/8/22) | | FG Percentage/1st Half | 36.4 William Carey (11/8/22) | |
| 48 vs. William Carey (11/8/22) | | Points/2nd Half | 20 by William Carey (11/8/22) | |
| 57.7 vs. William Carey (11/8/22) | | FG Percentage/2nd Half | 25.0 by William Carey (11/8/22) | |



2022-23 SPECIALITY STATS

| Date | Opp. | W/L | Score | USM Big Opp Big | | | LC | USM in Opp in | | | Paint | | Off TOs | | 2nd Ch | | Fast Bk | | Bench | |
|---------|--------------------------|-----|-------|-----------------|------|------|----|---------------|------|------|-------|-----|---------|-----|--------|-----|---------|-----|-------|-----|
| | | | | Lead | Lead | Ties | | Lead | Lead | Tied | USM | Opp | USM | Opp | USM | Opp | USM | Opp | USM | Opp |
| Nov. 7 | William Carey | W | 75-42 | 36 | 6 | 4 | 4 | 28:57 | 9:24 | 2:17 | 50 | 12 | 30 | 5 | 18 | 14 | 12 | 5 | 42 | 12 |
| Nov. 11 | Vanderbilt | | | | | | | | | | | | | | | | | | | |
| Nov. 14 | Loyola (La.) | | | | | | | | | | | | | | | | | | | |
| Nov. 18 | Liberty | | | | | | | | | | | | | | | | | | | |
| Nov. 22 | Winthrop | | | | | | | | | | | | | | | | | | | |
| Nov. 23 | TBA | | | | | | | | | | | | | | | | | | | |
| Nov. 27 | Mobile | | | | | | | | | | | | | | | | | | | |
| Nov. 29 | Montana | | | | | | | | | | | | | | | | | | | |
| Dec. 4 | NSU | | | | | | | | | | | | | | | | | | | |
| Dec. 10 | Lamar* | | | | | | | | | | | | | | | | | | | |
| Dec. 13 | Lamar* | | | | | | | | | | | | | | | | | | | |
| Dec. 18 | McNeese* | | | | | | | | | | | | | | | | | | | |
| Dec. 22 | UNLV* | | | | | | | | | | | | | | | | | | | |
| Dec. 29 | Troy* | | | | | | | | | | | | | | | | | | | |
| Dec. 31 | App St.* | | | | | | | | | | | | | | | | | | | |
| Jan. 5 | Louisiana* | | | | | | | | | | | | | | | | | | | |
| Jan. 7 | ULM* | | | | | | | | | | | | | | | | | | | |
| Jan. 12 | Marshall* | | | | | | | | | | | | | | | | | | | |
| Jan. 14 | Arkansas St.* | | | | | | | | | | | | | | | | | | | |
| Jan. 19 | South Alabama* | | | | | | | | | | | | | | | | | | | |
| Jan. 21 | James Madison* | | | | | | | | | | | | | | | | | | | |
| Jan. 26 | Arkansas St.* | | | | | | | | | | | | | | | | | | | |
| Jan. 28 | Texas St.* | | | | | | | | | | | | | | | | | | | |
| Feb. 2 | Troy* | | | | | | | | | | | | | | | | | | | |
| Feb. 4 | Georgia St.* | | | | | | | | | | | | | | | | | | | |
| Feb. 9 | Louisiana* | | | | | | | | | | | | | | | | | | | |
| Feb. 11 | ULM* | | | | | | | | | | | | | | | | | | | |
| Feb. 16 | South Alabama* | | | | | | | | | | | | | | | | | | | |
| Feb. 18 | Georgia Southern* | | | | | | | | | | | | | | | | | | | |
| Feb. 22 | Old Dominion* | | | | | | | | | | | | | | | | | | | |
| Feb. 24 | Texas St.* | | | | | | | | | | | | | | | | | | | |



The Last Time

Southern Miss Individual

Scored 25 Points: Waly Napper (29) at Rice, 02/26/22
Scored 30 Points: Tae Hardy (30) vs. William Carey, 11/09/21
Scored 35 Points: Kourtlin Jackson (40) at Marshall, 03/05/16
Scored 40 Points: Kourtlin Jackson (40) at Marshall, 03/05/16
Scored 45 Points: Berlin Ladner (45) vs. Samford, 02/21/68
Two Players Score 20 Points: Tyler Stevenson (21), Jaron Pierre, Jr. (21), at FIU, 02/03/22
Three Players Score 20 Points: Bernard Haslett (21), Herman Myers (21), Glen Whisby (20) at ULM, 01/12/93
Four Players Score 20 Points: Russell Johnson (28), Marcus Crowell (21), Daron Jenkins (20), Clarence Weatherspoon (20) vs. Louisiana-Lafayette, 01/02/90
Two Players Score 25 Points: LaDavius Draine (28), Gabe Watson (27) at UAB, 01/23/20
20 Points in Consecutive Games: Jaron Pierre, Jr. (29) Rice, 01/29/22; (21) at FIU, 02/04/22
20 Points in Three Straight Games: Tyler Stevenson (21) LA Tech, 01/16/22; (29) SE Baptist, 01/19/22; (29) at MTSU, 01/22/22
20 Points in Four Straight Games: Cortez Edwards (21) vs. LA Tech, 03/03/18; (29) vs. FIU, 03/08/18; (23) vs. MTSU, 03/09/18; (30) vs. Marshall, 03/10/18
30 Points in Consecutive Games: Dwayne Davis (35) at Marshall, 03/05/13; (34) vs. UCF, 03/09/13
Five Players Score Double-Figures: Tae Hardy (23), Isaih Moore (19), DeAndre Pinckney (13), Tyler Stevenson (11), Jaron Pierre, Jr. (10) vs. Lamar, 11/21/21
Six Players Score Double-Figures: LaDavius Draine (18), Kevin Holland (16), Cortez Edwards (15), Leonard Harper-Baker (15), Tim Rowe (11) vs. Marshall, 01/26/19
Seven Players Score Double-Figures: Raheem Watts (15), Eddie Davis (14), Cortez Edwards (14), D'Angelo Richardson (14), Quinton Campbell (13), Kevin Holland (13), Tim Rowe (10) vs. Tougaloo, 11/11/16
Double-Double: Isaih Moore (20 points, 13 rebounds), vs. Charlotte, 03/05/22
Triple-Double: Ronald Jackson (12 points, 10 rebounds, 10 blocks) vs. Mercer, 01/26/80
Double-Double with Points and Assists: Gabe Watson (14 points, 11 assists) vs. FIU, 02/15/20
Double-Double with Points and Blocks: Daron Jenkins (13 points, 10 blocks) at Auburn, 12/29/89
20-10 Game: Isaih Moore (20 points, 13 rebounds) vs. Charlotte, 03/05/22
30-10 Game: Gary Flowers (32 points, 11 rebounds) vs. East Carolina, 02/19/11
Double-Double in Consecutive Games: Isaih Moore (16 points, 10 rebounds), vs. UAB, 03/02/22; (20 points, 13 rebounds) vs. Charlotte, 03/05/22
Double-Double in Three Straight Games: Michael Craig (10 points, 10 rebounds) vs. UALR, 12/21/13; (14 points, 11 rebounds) at Rhode Island, 12/28/13; (10 points, 11 rebounds) vs. Drexel, 01/03/14
Double-Double in Four Straight Games: Gary Flowers (18 points, 11 rebounds) at South Alabama, 12/12/09; (14 points, 11 rebounds) vs. Louisiana-Lafayette, 12/15/09; (11 points, 11 rebounds) vs. New Orleans, 12/21/09; (16 points, 11 rebounds) vs. Canisius, 12/22/09; (20 points, 12 rebounds) vs. North Florida, 12/23/09
Double-Double in Five Straight Games: Gary Flowers (18 points, 11 rebounds) at South Alabama, 12/12/09; (14 points, 11 rebounds) vs. Louisiana-Lafayette, 12/15/09; (11 points, 11 rebounds) vs. New Orleans, 12/21/09; (16 points, 11 rebounds) vs. Canisius, 12/22/09; (20 points, 12 rebounds) vs. North Florida, 12/23/09
Two Players with Double-Doubles: Isaih Moore (25 points, 12 rebounds), DeAndre Pinckney (12 points, 10 rebounds) vs. WKU, 02/14/22
Made 10 Field Goals: Waly Napper (12) at Rice, 02/26/22
Made 15 Field Goals: Elvin Mims (15) vs. USF, 03/02/02
Attempted 20 Field Goals: Waly Napper (27) at Rice, 02/26/22
Attempted 25 Field Goals: Waly Napper

(27) at Rice, 02/26/22
Attempted 30 Field Goals: Jerome Arnold (30) vs. UMKC, 12/13/78
Attempted 35 Field Goals: Mike Coleman (35) vs. Roanoke, 01/27/75
Made 5 Three-Point Field Goals: Jaron Pierre, Jr. (7) vs. Rice, 01/29/22
Made 8 Three-Point Field Goals: LaShay Page (8) at Colorado State, 11/19/11
Made 10 Three-Point Field Goals: Bernard Haslett (10) at Memphis, 02/10/93
Attempted 10 Three-Point Field Goals: Waly Napper (11) at Rice, 02/26/22
Attempted 15 Three-Point Field Goals: Jaron Pierre, Jr. (18) vs. Rice, 01/29/22
Attempted 20 Three-Point Field Goals: Bernard Haslett (20) vs. Old Dominion, 03/01/93
Made 10 Free Throws: Isaih Moore (10) vs. UAB, 03/03/22
Made 12 Free Throws: Kourtlin Jackson (14) at Marshall, 03/05/16
Made 15 Free Throws: Maurice Bolden (16) vs. Loyola (N.O.), 11/17/09
Made 10 Consecutive Free Throws: Tyler Stevenson (10) - 02/5/22 - 02/10/22
Made 20 Consecutive Free Throws: LaDavius Draine (23) - 01/04 - 02/15/20
Made 30 Consecutive Free Throws: Neil Watson (51) - 12/21/13-2/7/14
Attempted 10 Free Throws: DeAndre Pinckney (10) vs. Charlotte, 03/02/22
Attempted 15 Free Throws: Dominic Magee (16) vs. SUNO, 11/10/17
Attempted 20 Free Throws: Sai'Quon Stone (20) vs. East Carolina, 01/24/07
10 Rebounds: Isaih Moore (13), vs. Charlotte, 03/02/22
15 Rebounds: Leonard Harper-Baker (16) vs. Charlotte, 02/01/20
20 Rebounds: Joe Dawson (20) vs. Missouri Western, 11/29/78
25 Rebounds: Mike Coleman (26) vs. Wisconsin-Milwaukee, 02/13/75
30 Rebounds: Wendell Ladner (32) vs. Pan American, 02/09/70
8 Assists: Waly Napper (8) at South Alabama, 12/01/21
10 Assists: Waly Napper (11) vs. WKU, 02/14/22
15 Assists: Tyree Griffin (15) vs. Marshall, 01/26/19
5 Blocks: Isaih Moore (6) vs. UTSA, 02/17/22
8 Blocks: Gjojo Bain (8) vs. Belhaven, 11/12/07
10 Blocks: Daron Jenkins (10) vs. Auburn, 12/29/89
5 Steals: Leonard Harper-Baker (5) vs. Southern Illinois, 12/07/19
8 Steals: Neil Watson (8) vs. William Carey, 12/31/12
10 Turnovers: Jeremy Wise (10) at Houston, 02/27/08
Played Every Minute: Waly Napper (40) vs. Charlotte, 03/02/22
Played More than 40 Minutes: Waly Napper (45) at Rice, 02/26/22

Southern Miss Team

Scored 80 Points: 80 (W, 80-66) vs. UNC Wilmington, 11/24/21
Scored 90 Points: 100 (W, 100) vs. Southeastern Baptist, 01/19/22
Scored 100 Points: 100 (W, 100-50) vs. Southeastern Baptist, 01/19/22
Scored 110 Points: 111 (W, 111-66) vs. Southeastern Baptist, 11/06/18
Scored 120 Points: 135 (W, 135-41) vs. Dillard, 01/3/13
Scored 130 Points: 135 (W, 135-41) vs. Dillard, 01/3/13
Scored Less Than 40 Points: 38 at Tulane, Dec. 9, 2020
Scored Less Than 50 Points: 41 at Southern Illinois, 12/04/21
Allowed 90 Points: 98 (L, 79-98 (ot)) vs. UTSA, 02/17/22
Allowed 100 Points: 106 (L, 106-108 OT) at Marshall, 03/05/16
Allowed Less Than 50 Points: 42(W, 75-42) vs. William Carey, 11/7/22
Game Decided by One Point: W, 74-73 at UTSA, 01/06/22
Made 45 Field Goals: 51 vs. Dillard, 01/3/13
Made 50 Field Goals: 51 vs. Dillard, 01/3/13
Fewer than 15 Field Goals: 19 vs. Florida Atlantic, 02/26/21
Fewer than 20 Field Goals: 19 at UTEP, 01/08/22
Attempted 100 Field Goals: 101 at Virginia Tech, 02/06/88
Attempted less than 50 Field Goals: 49 vs. North Texas, 02/24/22
Shot 50% from the Floor: .547 (29-53) vs.

UTEP, 02/19/22
Shot 60% from the Floor: .625 (30-48) vs. UNC Wilmington, 11/24/21
Shot 65% from the Floor: .696 (32-46) at Rice, 01/09/13
Shot less than 25% from the Floor: .245 (13-53) at Tulane, Dec. 9, 2020
Made 10 Three-Point Field Goals: 10 vs. William Carey, 11/09/21
Made 15 Three-Point Field Goals: 15 vs. South Alabama, 12/12/20
Was held without a Three-Point Field Goal: 0-16 vs. Louisiana Tech, 12/30/19
Shot 50% from Three-Point: .500 (7-14) vs. ULM, 12/18/21
Shot 60% from Three-Point: .650 (13-20) vs. East Carolina, 03/02/13
Shot less than 20% from Three-Point: .083 (1-12) at Middle Tennessee, 01/22/22
Shot 80% from the Free Throw Line: .875 (7-8) vs. North Texas, 01/27/22
Shot 90% from the Free Throw Line: .929 (13-14) vs. FAU, 03/09/22
50 Rebounds: 59 vs. Southeastern Baptist, 11/06/18
55 Rebounds: 59 vs. Southeastern Baptist, 11/06/18
60 Rebounds: 61 vs. Blue Mountain, 11/29/07
65 Rebounds: 66 vs. Illinois College, 01/15/80
Fewer than 20 Rebounds: 17 vs. North Texas, 01/27/22
Fewer than 25 Rebounds: 24 vs. North Texas, 02/12/21
Fewer than 30 Rebounds: 29 vs. FAU, 03/09/22
30+ Rebound Margin: 35 (52-17) vs. Dillard, 01/03/13
15 Assists: 15 vs. UTSA, 03/08/22
20 Assists: 25 vs. Southeastern Baptist, 01/19/22
30 Assists: 30 vs. Marshall, 01/26/19
10 Steals: 15 vs. William Carey, 11/8/22
8 Blocks: 8 vs. Louisiana Tech, 12/10/11
10 Blocks: 10 vs. Dillard, 12/23/09

Opponent Individual

Scored 55 Points: 57 by Johnny Neumann, Ole Miss, 12/15/70
Scored 50 Points: 52 by Robert McKiver, Houston, 02/27/08
Scored 40 Points: 52 by Robert McKiver, Houston, 02/27/08
Scored 30 Points: 30 by Martin Zarkreichious, William Carey, 11/09/21
Scored 20 Points and had 20 Rebounds: Lorenzen Wright (27 points, 20 rebounds), Memphis, 1/17/95
Two Players Score 30 Points: Bimbo Coles (51), Wally Lancaster (39), Virginia Tech, 02/06/88
Two Players Score 25 Points: Ricky Hickman (29), Ronnie Burrell (27), UNC-Greensboro, 12/03/04
Two Players Score 20 Points: Jordan Walker (21), Michael Ertel (20), UAB, 03/02/22
Three Players Score 20 Points: Dwight Boatner (22), J.T. Williams (20), John Ford (20), McNeese State, 01/2/06
Three Players Score 25 Points: Pee Wee Barber (31), LaRue Davis (28), Randy Allen (28), Florida State, 02/28/87
Five Players Score in Double Figures: Bryan Greenlee (15), Vladislav Goldin (12), Giancarlo Rosado (11), Alijah Martin (10) Brandon Weatherspoon (10), FAU, 03/09/22
Six Players Score in Double Figures: Rick Jones (16), Antione Whelchel (16), Kelvin Brown (14), Cuthbert Victor (14), Adam Chiles (13), Shawn Witherspoon (12), Murray State, 11/29/03
Seven Players Score in Double Figures: Cornelius Holden (15), Everick Sullivan (16), Felton Spencer (12), Keith Williams (11), LaBradford Smith (10), Tony Kimbro (17), Jerome Harmon (20), Louisville, 01/29/90
Made 20 Field Goals: Dan Cramer (24), Denver, 02/04/74
Made 15 Field Goals: Robert McKiver (17), Houston, 02/27/08
Attempted 40 Field Goals: Johnny Neumann (39), Ole Miss, 12/15/70
Attempted 35 Field Goals: Dan Cramer (24), Denver, 02/04/74
Attempted 30 Field Goals: Bimbo Coles (30), Virginia Tech, 02/06/88
Attempted 25 Field Goals: Christopher Wallace (27), Tougaloo, 11/11/16
Made 15 Free Throws: Jon Elmore (15), Marshall, 03/05/16

Attempted 20 Free Throws: Dominic Smith (20), Houston, 01/23/02
Made 8 Three-Pointers: Akeem Richmond (8), East Carolina, 02/16/13
Attempted 15 Three-Pointers: Akeem Richmond (17), East Carolina, 01/25/14
Attempted 10 Three-Pointers: Travis Eevee (14); Carl Pierre (11), Rice, 02/26/22
25 Rebounds: Robert Parish (33), Centenary, 01/27/73
20 Rebounds: Lorenzen Wright (20), Memphis, 01/17/95
15 Rebounds: Charles Bassey (17), WKU, 01/24/19
15 Assists: Jermain Parker (15), Charlotte, 03/11/95
10 Assists: Erik Czumbet (11), UTSA, 02/17/22
10 Turnovers: DeAndre Kane (11), Marshall, 01/23/13
5 Blocks: Jamarion Sharp (6), WKU, 02/14/22
5 Steals: Troy D'Amico (5), Southern Illinois, 12/04/21

Opponent Team

Scored 120 Points: 141 (L, 133-141 - 2ot), Virginia Tech, 02/06/88
Scored 100 Points: 108 (L, 106-108 - ot), Marshall, 03/05/16
Scored 40 Points or Less: 39 (W, 45-39), UTEP, 02/20/13
Shot Less than 30% From Floor: .288 (17-59), UTSA, 03/09/19
Shot Better than 65% From Floor: .698 (30-43), SMU, 01/22/11
Shot Better than 60% From Floor: .625 (30-48), UAB, 02/17/18
Shot Better than 55% From Floor: .586 (34-58), FAU, 03/09/22
Held Without a Three-Pointer: 0, Tulane, 01/14/09
Made 1 Three-Pointer: 1, New Mexico State, 12/01/12
Made 10 Three-Pointers: 11, FAU, 03/09/22
Shot Better than 60% From Three-Point Range: .600 (12-20), UAB, 03/02/22
Made 50 Field Goals: 50, Florida State, 01/06/90
Attempted 100 Field Goals: 100, Virginia Tech, 01/16/88
Made 20 Field Goals or Less: 17, Southeastern Baptist, 01/19/22
Attempted 50 Field Goals or Less: 42, William Carey, 11/8/22
Attempted 40 Field Goals or Less: 34, Tulane, 02/01/14
Made 35 Free Throws: 37, Tulsa, 03/05/11
60 Rebounds: 67, Charleston Southern, 02/06/78
55 Rebounds: 57, Charlotte, 02/09/95
20 Rebounds or Less: 20, Marshall, 03/14/19
30 Assists: 30, Memphis, 02/10/93

Miscellaneous

Played an Overtime Game: L, 72-77 at Rice, 02/26/22
Played Two Overtimes: W, 101-96 vs. Tougaloo, 11/11/16
Played Three Overtimes: W, 83-78 - 4ot vs. New Orleans, 12/03/05
Played Four Overtimes: W, 83-78 - 4ot vs. New Orleans, 12/03/05
Won in Overtime: W, 74-66 vs. UTEP, 01/01/21
Lost in Overtime: L, 72-77 at Rice, 02/26/22
Played a Ranked Opponent: L, 65-71 at #24 Texas Tech, 12/16/19
Beat a Ranked Opponent: W, 86-69 vs. #22 UCF, 01/15/11
Beat Ranked Opponent at Home: W, 86-69 vs. #22 UCF, 01/15/11
Beat Ranked Opponent on the Road: W, 63-54 at #15 Arkansas, 11/18/01
Beat Ranked Opponent on a Neutral Court: W, 83-61 vs. #21 Marquette (Green Bay, Wisc.), 01/14/04
Had a Sellout at Reed Green Coliseum: vs. Memphis, 03/01/08



Sun Belt Central

This Week in the #FunBelt

Monday, Nov. 7

James Madison 123, Valley Forge 38
App State 142, Warren Wilson 74
Coastal Carolina 97, St. Mary's (Md.) 43
Queens (N.C.) 83, Marshall 82
Old Dominion 84, Maryland Eastern-Shore 65
Troy 87, Montevallo 67
Washington State 83, Texas State 61
Arkansas State 86, Harding 55
Georgia State 76, Coastal Georgia 59
Texas A&M 87, ULM 54
Southern Miss 75, William Carey 42
Louisiana 106, Centenary 55

Wednesday, Nov. 8

Hampton at James Madison
Mobile at South Alabama

Thursday, Nov. 10

Georgia Southern at Santa Clara
NC Central at App State
Mid-American Christian at Texas State
MUW at Troy
Dallas Christian at ULM

Friday, Nov. 11

Old Dominion at Drexel
South Alabama at New Mexico
Louisiana at Harvard
Methodist at Coastal Carolina

Saturday, Nov. 12

Georgia Tech at Georgia State
Trinity Baptist at Georgia Southern
Arkansas State at LSU
James Madison at Buffalo
Texas State at Rhode Island

Sunday, Nov. 13

Louisiana vs. Elon/ETSU

Opening Night in the Top 25

Sunday, Nov. 6

Cal State Fullerton vs. No. 19 San Diego State

Monday, Nov. 7

Lindenwood at No. 24 Dayton
Mississippi Valley St. at No. 5 Baylor
Howard at No. 4 Kentucky
Lasalle at No. 16 Villanova
Purdue Fort Wayne at No. 22 Michigan
Jacksonville at No. 7 Duke
Tennessee Tech at No. 11 Tennessee
Morehead State at No. 13 Indiana
Northern Colorado at No. 3 Houston
Omaha at No. 5 Kansas
North Dakota State at No. 10 Arkansas
Arkansas-Pine Bluff at No. 14 TCU
Georgia Mason at No. 15 Auburn
St. Thomas at No. 9 Creighton
Longwood at No. 20 Alabama
UNC Wilmington at No. 1 North Carolina
North Florida at No. 2 Gonzaga
UTEP at No. 12 Texas
North Carolina Central at No. 18 Virginia
Eastern Illinois at No. 23 Illinois
Northwestern State at No. 25 Texas Tech
Nicholls at No. 17 Arizona
Florida A&M at No. 21 Oregon
Sacramento State at No. 8 UCLA

Sun Belt Player of the Week

Sun Belt Freshman of the Week

Sun Belt MBB Preseason Poll (first place votes)

- Louisiana (10) - 190
- Texas State (1) - 162
- South Alabama (1) - 150
- James Madison (1) - 149
- Georgia State (1) - 127
- Marshall - 122
- App State - 120
- Coastal Carolina - 100
- Old Dominion - 93
- Troy - 76
- Georgia Southern - 69
- Arkansas State - 48
- Southern Miss - 34**
- ULM - 30

Sun Belt MBB Preseason Awards

Preseason Player of the Year

Jordan Brown, Louisiana (JR | F | Roseville, Calif.)

Preseason All-Sun Belt First Team

Jordan Brown, Louisiana (JR | F | Roseville, Calif.)
Mason Harrell, Texas State (SR | G | Midwest City, Okla.)
Taevion Kinsey, Marshall (SR | G | Columbus, Ohio)
Vado Morse, James Madison (R-SR | G | Suitland, Md.)
Kevin Samuel, South Alabama (GR | C | Codrington Village, Barbuda)

Preseason All-Sun Belt Second Team

Donovan Gregory, App State (SR | F | Charlotte, N.C.)
Felipe Haase, Southern Miss (GR | F | Osorno, Chile)
Kobe Julien, Louisiana (R-SO | F | Baton Rouge, La.)
Essam Mostafa, Coastal Carolina (R-JR | C | Cairo, Egypt)
Greg Parham II, South Alabama (GR | G | Richmond, Va.)

Preseason All-Sun Belt Third Team

Kamdyn Curfman, Marshall (JR | G | North Bethesda, Md.)
Caleb Fields, Arkansas State (JR | G | Lewisburg, Tenn.)
Nika Metskhvarishvili, ULM (JR | F | Tbilisi, Georgia)
Andrew Taylor, Marshall (R-JR | G | Corbin, Ky.)
Zay Williams, Troy (SR | F | Birmingham, Ala.)

2022-23 STANDINGS

| | Conference | | | | Overall | | | | | Home | Away | Neutral | Last 10 | Streak |
|------------------|------------|------|----|----|---------|-------|-------|------|-----|------|------|---------|---------|--------|
| | W-L | Pct. | PF | PA | W-L | Pct. | PF | PA | | | | | | |
| App State | 0-0 | .000 | -- | -- | 1-0 | 1.000 | 142.0 | 74.0 | 1-0 | 0-0 | 0-0 | 1-0 | W1 | |
| Arkansas State | 0-0 | .000 | -- | -- | 1-0 | 1.000 | 86.0 | 55.0 | 1-0 | 0-0 | 0-0 | 1-0 | W1 | |
| Coastal Carolina | 0-0 | .000 | -- | -- | 1-0 | 1.000 | 97.0 | 43.0 | 1-0 | 0-0 | 0-0 | 1-0 | W1 | |
| Georgia State | 0-0 | .000 | -- | -- | 1-0 | 1.000 | 76.0 | 59.0 | 1-0 | 0-0 | 0-0 | 1-0 | W1 | |
| James Madison | 0-0 | .000 | -- | -- | 1-0 | 1.000 | 123.0 | 38.0 | 1-0 | 0-0 | 0-0 | 1-0 | W1 | |
| Louisiana | 0-0 | .000 | -- | -- | 1-0 | 1.000 | 106.0 | 55.0 | 1-0 | 0-0 | 0-0 | 1-0 | W1 | |
| Old Dominion | 0-0 | .000 | -- | -- | 1-0 | 1.000 | 84.0 | 65.0 | 1-0 | 0-0 | 0-0 | 1-0 | W1 | |
| Southern Miss | 0-0 | .000 | -- | -- | 1-0 | 1.000 | 75.0 | 42.0 | 1-0 | 0-0 | 0-0 | 1-0 | W1 | |
| Troy | 0-0 | .000 | -- | -- | 1-0 | 1.000 | 87.0 | 67.0 | 1-0 | 0-0 | 0-0 | 1-0 | W1 | |
| Georgia Southern | 0-0 | .000 | -- | -- | 0-0 | .000 | -- | -- | 0-0 | 0-0 | 0-0 | 0-0 | -- | |
| South Alabama | 0-0 | .000 | -- | -- | 0-0 | .000 | -- | -- | 0-0 | 0-0 | 0-0 | 0-0 | -- | |
| ULM | 0-0 | .000 | -- | -- | 0-1 | .000 | 54.0 | 87.0 | 0-0 | 0-1 | 0-0 | 0-1 | L1 | |
| Marshall | 0-0 | .000 | -- | -- | 0-1 | .000 | 82.0 | 83.0 | 0-0 | 0-1 | 0-0 | 0-1 | L1 | |
| Texas State | 0-0 | .000 | -- | -- | 0-1 | .000 | 61.0 | 83.0 | 0-0 | 0-1 | 0-0 | 0-1 | L1 | |



JAY LADNER

Head Coach | Fourth Season | Southern Miss, 1988

LADNER AT A GLANCE

BASICS

| | |
|---------------|--------------------|
| Date of Birth | Dec. 8, 1965 |
| Hometown | Hattiesburg, Miss. |

FAMILY

| | |
|----------|---------------|
| Wife | Jennifer |
| Children | Chelsea, Luke |

Education

| | |
|------------|---------------------|
| Bachelor's | Southern Miss, 1988 |
| Master's | Southern Miss, 1999 |

Coaching Career

| | |
|--------------|-----------------------------------|
| 1991-2011 | Head Coach |
| | St. Stanislaus HS (Bay St. Louis) |
| 2011-12 | Head Coach |
| | Oak Grove HS (Hattiesburg) |
| 2012-14 | Head Coach |
| | Jones County JC (Miss.) |
| 2014-19 | Head Coach |
| | Southeastern Louisiana |
| 2019-Present | Head Coach |
| | Southern Miss |

Coaching Honors

| | |
|------|-----------------------|
| 2011 | MAC Coach of the Year |
|------|-----------------------|

Championships

| | |
|------|--------------------------|
| 2011 | HS State Title |
| 2014 | NJCAA National Title |
| 2018 | Southland Regular-Season |

Coaching Highlights

| | |
|-----------------|------|
| NCAA Tournament | 2005 |
| NIT | 2018 |

LADNER'S YEAR-BY-YEAR RECORD

| YEAR | SCHOOL | Overall | | Conference | | PLACE | POSTSEASON |
|--------------|------------------------|------------|------------|------------|-----------|------------|------------|
| | | W | L | W | L | | |
| 2014-15 | Southeastern Louisiana | 9 | 23 | 6 | 12 | T-10th | |
| 2015-16 | Southeastern Louisiana | 12 | 21 | 9 | 9 | 6th | |
| 2016-17 | Southeastern Louisiana | 16 | 16 | 9 | 9 | 7th | |
| 2017-18 | Southeastern Louisiana | 22 | 12 | 15 | 3 | T-1st | |
| 2018-19 | Southeastern Louisiana | 17 | 16 | 12 | 6 | T-3rd | |
| 2019-20 | Southern Miss | 9 | 22 | 5 | 13 | | |
| 2020-21 | Southern Miss | 8 | 17 | 4 | 13 | 7th (West) | |
| 2021-22 | Southern Miss | 7 | 26 | 1 | 17 | 7th (West) | |
| 2022-23 | Southern Miss | 1 | 0 | 0 | 0 | | |
| TOTAL | 8 YEARS | 101 | 153 | 61 | 65 | | |

NIT APPEARANCES

| Year | School | W | L | Pct. | Round |
|--------------|------------------------|----------|----------|-------------|-------|
| 2017-18 | Southeastern Louisiana | 0 | 1 | .000 | First |
| TOTAL | 1 YEAR | 0 | 1 | .000 | |

SUMMARY

| | | | | |
|------------|---------|-----|-----|--------|
| Career | 8 years | 100 | 153 | (.395) |
| Conference | 5 years | 61 | 65 | (.484) |
| Postseason | 1 year | 0 | 1 | (.000) |

LADNER'S RECORD VS. OPPONENTS


| OPPONENT | W-L | PCT. |
|--------------------------|----------------|-------------|
| Montana | 0-1 | .000 |
| Abilene Christian | 7-3 | .700 |
| Alabama | 0-1 | .000 |
| Arkansas-Pine Bluff | 0-1 | .000 |
| Bradley | 0-1 | .000 |
| California | 0-1 | .000 |
| California Baptist | 0-1 | .000 |
| Central Arkansas | 7-4 | .636 |
| Central Florida | 0-1 | .000 |
| Charlotte | 1-1 | .500 |
| Cincinnati | 0-1 | .000 |
| Colorado State | 0-1 | .000 |
| Delta State | 1-0 | 1.000 |
| Florida A&M | 1-1 | .500 |
| Florida Atlantic | 1-3 | .250 |
| FIU | 2-1 | .667 |
| Florida State | 0-1 | .000 |
| Gardner-Webb | 0-1 | .000 |
| Georgia Tech | 0-1 | .000 |
| Gonzaga | 0-2 | .000 |
| Grambling | 0-2 | .000 |
| Houston Baptist | 4-3 | .572 |
| Incarnate Word | 4-1 | .800 |
| Iowa State | 0-1 | .000 |
| Jackson State | 1-1 | .500 |
| Jacksonville | 0-2 | .000 |
| Kent State | 1-0 | 1.000 |
| Lamar | 5-3 | .625 |
| Louisiana | 0-3 | .000 |
| Louisiana-Monroe | 1-2 | .333 |
| Louisiana Tech | 0-7 | .000 |
| Loyola (La.) | 1-0 | 1.000 |
| LSU | 0-1 | .000 |
| Marshall | 0-2 | .000 |
| Maryland-Eastern Shore | 1-0 | 1.000 |
| McNeese State | 6-4 | .600 |
| Middle Tennessee | 2-4 | .333 |
| Mississippi Valley State | 1-1 | .500 |
| Northwestern State | 6-4 | .600 |
| Oklahoma | 0-1 | .000 |
| Oklahoma State | 0-1 | .000 |
| Old Dominion | 0-1 | .000 |
| Ole Miss | 0-1 | .000 |
| Nebraska | 0-2 | .000 |
| New Orleans | 7-4 | .636 |
| Nicholls State | 6-4 | .600 |
| North Florida | 0-2 | .000 |
| North Texas | 0-6 | .000 |
| Notre Dame | 0-1 | .000 |
| Rice | 1-6 | .143 |
| Saint Mary's | 0-1 | .000 |
| Samford | 1-0 | 1.000 |
| Sam Houston State | 1-5 | .167 |
| Seton Hall | 0-1 | .000 |
| South Alabama | 0-3 | .000 |
| South Florida | 0-1 | .000 |
| Southeastern Baptist | 1-0 | 1.000 |
| Southeast Missouri State | 0-1 | .000 |
| Southern | 1-1 | .500 |
| Southern Illinois | 1-1 | .500 |
| Stephen F. Austin | 1-5 | .167 |
| Stetson | 1-0 | 1.000 |
| TCU | 0-2 | .000 |
| Tennessee Tech | 1-1 | .500 |
| Texas A&M | 0-1 | .000 |
| TAMU-Corpus Christi | 1-4 | .200 |
| Texas Tech | 0-2 | .000 |
| Toledo | 0-1 | .000 |
| Tougaloo | 1-0 | 1.000 |
| Tulane | 1-5 | .167 |
| UAB | 1-3 | .250 |
| UC San Diego | 1-0 | 1.000 |
| UNC Wilmington | 1-0 | 1.000 |
| UTEP | 2-6 | .250 |
| UTSA | 2-4 | .333 |
| Valparaiso | 0-1 | .000 |
| Western Illinois | 0-1 | .000 |
| Western Kentucky | 0-2 | .000 |
| William Carey | 5-0 | 1.000 |
| Winthrop | 1-0 | 1.000 |
| TOTAL | 100-153 | .395 |

VS. SUN BELT TEAMS

| OPPONENT | W-L | PCT. |
|-------------------|-------------|-------------|
| Appalachian State | 0-0 | .000 |
| Arkansas State | 0-0 | .000 |
| Coastal Carolina | 0-0 | .000 |
| Georgia Southern | 0-0 | .000 |
| Georgia State | 0-0 | .000 |
| James Madison | 0-0 | .000 |
| Louisiana | 0-3 | .000 |
| Marshall | 0-2 | .000 |
| Old Dominion | 0-1 | .000 |
| South Alabama | 0-3 | .000 |
| Texas State | 0-0 | .000 |
| Troy | 0-0 | .000 |
| ULM | 1-2 | .500 |
| TOTAL | 1-11 | .083 |

O

F | SR.



TYLER MORMAN

Forward | 6-7 | 221 | Senior | Mableton, Ga. | Pebblebrook HS | Wyoming

SUPERLATIVES

| EXTRAS | CAREER |
|-------------------------------|--------|
| Double-Doubles | 0 |
| Triple-Doubles | 0 |
| Double Figure Scoring | 1 |
| Double Figure Rebounds | 0 |
| Double Figure Assists | 0 |
| Southern Miss Leader Scoring | 0 |
| Southern Miss Leader Rebounds | 0 |
| Southern Miss Leader Assists | 1 |
| Scoring 20+ Points | 0 |
| Scoring 30+ Points | 0 |
| 3+ Three Pointers | 0 |
| 5+ Assists | 0 |
| 5+ Blocked Shots | 0 |
| 5+ Steals | 0 |

PERSONAL HIGHS

| | |
|--------------------------------------|-----------------------------------|
| POINTS | |
| Season | 6 vs. William Carey (11/7/22) |
| Career | 10 vs. William Carey (12/2/20) |
| FIELD GOALS MADE | |
| Season | 3 vs. William Carey (11/7/22) |
| Career | 5 vs. William Carey (12/2/20) |
| FIELD GOALS ATTEMPTED | |
| Season | 4 vs. William Carey (11/7/22) |
| Career | 6 vs. William Carey (12/2/20) |
| 3-POINT FIELD GOALS MADE | |
| Season | -- |
| Career | -- |
| 3-POINT FIELD GOALS ATTEMPTED | |
| Season | -- |
| Career | -- |
| FREE THROWS MADE | |
| Season | -- |
| Career | 3 at FIU (2/19/21) |
| FREE THROWS ATTEMPTED | |
| Season | 2 vs. William Carey (11/7/22) |
| Career | 6 at FIU (2/19/21) |
| REBOUNDS | |
| Season | 2 vs. William Carey (11/7/22) |
| Career | 6 vs. UTEP (2/19/22) |
| ASSISTS | |
| Season | -- |
| Career | 3 vs. North Texas (2/13/21) |
| BLOCKED SHOTS | |
| Season | -- |
| Career | 1 (5x) Last: SW Baptist (1/19/22) |
| STEALS | |
| Season | -- |
| Career | 2 vs. North Texas (2/13/21) |
| MINUTES | |
| Season | 12 vs. William Carey (11/7/22) |
| Career | 23 at Rice (2/26/22) |

SEASON STATS

| PPG | RPG | APG | FG% | 3FG% | FT% |
|-----|-----|-----|------|------|------|
| 6.0 | 2.0 | 0.0 | 75.0 | .000 | .000 |

THE MORMAN FILE

- Averaged 8.6 minutes per game in his first season with the Golden Eagles. Played a season-high 18 minutes against FAU on Feb. 26
- Dropped a season-best 10 points against William Carey on Dec. 2, 2020 during his first with Southern Miss
- Played in only two games at Wyoming, including a season-high 20 minutes at Denver, before suffering a season-ending concussion
- His Florida Southwestern JC team was ranked No. 1 nationally during hsi sophomore season

#0 MORMAN, Tyler

| Opponent | Date | GS | MIN | Total | | 3-Pointers | | Free throws | | Rebounds | | | | PF | A | TO | BLK | STL | PTS | AVG |
|---------------|------------|----------|--------------|------------|-------------|------------|-------------|-------------|-------------|----------|----------|----------|------------|----------|----------|----------|----------|----------|----------|------------|
| | | | | FG-FGA | PCT | 3FG-3FGA | PCT | FT-FTA | PCT | OFF | DEF | TOT | AVG | | | | | | | |
| William Carey | 11/07/2022 | | 12:11 | 3-4 | .750 | 0-0 | .000 | 0-2 | .000 | 2 | 0 | 2 | 2.0 | 1 | 0 | 0 | 0 | 0 | 6 | 6.0 |
| Totals | | 0 | 12:11 | 3-4 | .750 | 0-0 | .000 | 0-2 | .000 | 2 | 0 | 2 | 2.0 | 1 | 0 | 0 | 0 | 0 | 6 | 6.0 |

Player Averages

| Games Played | Minutes/game | Points/game | FG Pct | 3FG Pct | FT Pct | Rebounds/game | Assists/game | Turnovers/game | Assist/Turnover ratio | Steals/game | Blocks/game |
|--------------|--------------|-------------|--------|---------|--------|---------------|--------------|----------------|-----------------------|-------------|-------------|
| 1 | 12.2 | 6.0 | 75.0 | 0.0 | 0.0 | 2.0 | 0.0 | 0.0 | 0.0 | 0.0 | 0.0 |

MORMAN'S CAREER STATS

| YEAR | G-GS | MIN-AVG | FG-FGA | PCT | 3P-3PA | PCT | FT-FTA | PCT | OFF | DEF | TOT | AVG | PF | FO | AST | TO | BLK | STL | PTS-AVG |
|---------------|-------------|----------------|--------------|-------------|------------|-------------|--------------|-------------|-----------|-----------|-----------|------------|-----------|----------|-----------|-----------|----------|----------|---------------|
| 2019-20 (WYO) | 2-1 | 28-14.2 | 1-1 | 1.000 | 0-0 | .000 | 0-0 | .000 | 1 | 4 | 5 | 2.5 | 5 | 0 | 1 | 1 | 1 | 1 | 2-1.0 |
| 2020-21 | 17-1 | 147-8.6 | 7-13 | .538 | 0-0 | .000 | 5-12 | .417 | 10 | 20 | 30 | 1.8 | 29 | 0 | 7 | 9 | 4 | 3 | 19-1.1 |
| 2021-22 | 26-0 | 243-9.4 | 12-20 | .600 | 0-0 | .000 | 7-24 | .500 | 15 | 30 | 45 | 1.7 | 44 | 1 | 7 | 18 | 4 | 5 | 31-1.2 |
| 2022-23 | 1-0 | 12-12.2 | 3-4 | .750 | 0-0 | .000 | 0-2 | .000 | 2 | 0 | 2 | 2.0 | 1 | 0 | 0 | 0 | 0 | 0 | 6-6.0 |
| TOTALS | 46-2 | 431-9.4 | 23-38 | .605 | 0-0 | .000 | 12-28 | .429 | 28 | 54 | 82 | 1.8 | 79 | 1 | 15 | 28 | 9 | 8 | 58-1.3 |

1

G | JR.



AUSTIN CROWLEY

Guard | 6-4 | 184 | Junior | West Point, Miss. | Sunrise Academy | Ole Miss

SUPERLATIVES

| EXTRAS | CAREER |
|-------------------------------|--------|
| Double-Doubles | 0 |
| Triple-Doubles | 0 |
| Double Figure Scoring | 9 |
| Double Figure Rebounds | 1 |
| Double Figure Assists | 0 |
| Southern Miss Leader Scoring | 1 |
| Southern Miss Leader Rebounds | 0 |
| Southern Miss Leader Assists | 0 |
| Scoring 20+ Points | 0 |
| Scoring 30+ Points | 0 |
| 3+ Three Pointers | 3 |
| 5+ Assists | 10 |
| 5+ Blocked Shots | 0 |
| 5+ Steals | 0 |

PERSONAL HIGHS

| POINTS | |
|--------|--------------------------------|
| Season | 15 vs. William Carey (11/7/22) |
| Career | 18 at Georgia (2/19/22) |

| FIELD GOALS MADE | |
|------------------|--|
| Season | 7 vs. William Carey (11/7/22) |
| Career | 7 (2x) Last: vs. William Carey (11/8/22) |

| FIELD GOALS ATTEMPTED | |
|-----------------------|--------------------------------|
| Season | 12 vs. William Carey (11/7/22) |
| Career | 14 at Georgia (2/19/22) |

| 3-POINT FIELD GOALS MADE | |
|--------------------------|-------------------------------|
| Season | 1 vs. William Carey (11/7/22) |
| Career | 3 (2x) last: CSU (11/12/21) |

| 3-POINT FIELD GOALS ATTEMPTED | |
|-------------------------------|--------------------------------------|
| Season | 2 vs. William Carey (11/7/22) |
| Career | 7 vs. Charleston Southern (11/12/21) |

| FREE THROWS | |
|-------------|-------------------------|
| Season | -- |
| Career | 4 vs. Florida (1/24/22) |

| FREE THROWS ATTEMPTED | |
|-----------------------|-------------------------|
| Season | -- |
| Career | 4 vs. Florida (1/24/22) |

| REBOUNDS | |
|----------|-------------------------------|
| Season | 3 vs. William Carey (11/7/22) |
| Career | 10 vs. Auburn (1/6/21) |

| ASSISTS | |
|---------|--------------------------------------|
| Season | -- |
| Career | 9 vs. Charleston Southern (11/12/21) |

| BLOCKS | |
|--------|--------------------------------|
| Season | -- |
| Career | 2 (3X) Last: Georgia (2/19/22) |

| STEALS | |
|--------|--|
| Season | 4 vs. William Carey (11/7/22) |
| Career | 4 (2x) Last: vs. William Carey (11/8/22) |

| MINUTES | |
|---------|--------------------------------|
| Season | 27 vs. William Carey (11/7/22) |
| Career | 35 at Georgia (2/19/22) |

SEASON STATS

| PPG | RPG | APG | FG% | 3FG% | FT% |
|------|-----|-----|------|------|------|
| 15.0 | 3.0 | 0.0 | 58.3 | 50.0 | .000 |

THE CROWLEY FILE

- Figures to be a big part in the Southern Miss rotation with incredible athleticism and a high basketball IQ
- Joined the Golden Eagles after playing his first three seasons at Ole Miss, while playing 90 games for the Rebels
- Attended high school with current Golden Eagle football star Jason Brownlee and remains close friends with him
- Prepped at Sunrise Academy and was a consensus four-star recruit by 247Sports, ESPN and Rivals

#1 CROWLEY, Austin

| Opponent | Date | GS | MIN | Total | | 3-Pointers | | Free throws | | Rebounds | | | | PF A TO BLK STL PTS AVG | | | | | | |
|---------------|------------|----------|--------------|-------------|-------------|------------|-------------|-------------|-------------|----------|----------|----------|------------|-------------------------|----------|----------|----------|----------|-----------|-------------|
| | | | | FG-FGA | PCT | 3FG-3FGA | PCT | FT-FTA | PCT | OFF | DEF | TOT | AVG | PF | A | TO | BLK | STL | PTS | AVG |
| William Carey | 11/07/2022 | * | 26:28 | 7-12 | .583 | 1-2 | .500 | 0-0 | .000 | 1 | 2 | 3 | 3.0 | 2 | 0 | 1 | 0 | 4 | 15 | 15.0 |
| Totals | | 1 | 26:28 | 7-12 | .583 | 1-2 | .500 | 0-0 | .000 | 1 | 2 | 3 | 3.0 | 2 | 0 | 1 | 0 | 4 | 15 | 15.0 |

Player Averages


| Games Played | Minutes/game | Points/game | FG Pct | 3FG Pct | FT Pct | Rebounds/game | Assists/game | Turnovers/game | Assist/Turnover ratio | Steals/game | Blocks/game |
|--------------|--------------|-------------|--------|---------|--------|---------------|--------------|----------------|-----------------------|-------------|-------------|
| 1 | 26.5 | 15.0 | 58.3 | 50.0 | 0.0 | 3.0 | 0.0 | 1.0 | 0.0 | 4.0 | 0.0 |

CROWLEY'S CAREER STATS

| YEAR | G-GS | MIN-AVG | FG-FGA | PCT | 3P-3PA | PCT | FT-FTA | PCT | OFF | DEF | TOT | AVG | PF | FO | AST | TO | BLK | STL | PTS-AVG |
|---------------|--------------|------------------|----------------|-------------|---------------|-------------|--------------|-------------|-----------|------------|------------|------------|------------|----------|------------|-----------|-----------|-----------|----------------|
| 2019-20 (OM) | 32-1 | 530-16.6 | 31-84 | .369 | 11-39 | .282 | 18-24 | .750 | 13 | 37 | 50 | 1.6 | 38 | 1 | 53 | 26 | 2 | 12 | 91-2.8 |
| 2020-21 (OM) | 27-2 | 312-11.6 | 26-71 | .366 | 7-30 | .233 | 6-8 | .750 | 5 | 36 | 41 | 1.5 | 30 | 0 | 16 | 21 | 3 | 11 | 65-2.4 |
| 2021-22 (OM) | 31-11 | 555-17.9 | 58-148 | .392 | 23-66 | .348 | 13-15 | .867 | 3 | 51 | 54 | 1.7 | 45 | 1 | 79 | 43 | 7 | 17 | 152-4.9 |
| 2022-23 | 1-1 | 26-26.5 | 7-12 | .369 | 1-2 | .500 | 0-0 | .000 | 1 | 2 | 3 | 3.0 | 2 | 0 | 0 | 1 | 0 | 4 | 15-15.0 |
| TOTALS | 91-15 | 1438-15.8 | 122-315 | .387 | 42-137 | .307 | 37-47 | .787 | 22 | 126 | 148 | 1.6 | 115 | 2 | 150 | 90 | 12 | 44 | 323-3.5 |

2

G | JR.



NEFTALI ALVAREZ

Guard | 6-0 | 196 | Junior | Catano, Puerto Rico | Miami Christian | Mercer

SUPERLATIVES

| EXTRAS | CAREER |
|-------------------------------|--------|
| Double-Doubles | 0 |
| Triple-Doubles | 0 |
| Double Figure Scoring | 41 |
| Double Figure Rebounds | 0 |
| Double Figure Assists | 0 |
| Southern Miss Leader Scoring | 0 |
| Southern Miss Leader Rebounds | 0 |
| Southern Miss Leader Assists | 0 |
| Scoring 20+ Points | 7 |
| Scoring 30+ Points | 0 |
| 3+ Three Pointers | 3 |
| 5+ Assists | 20 |
| 5+ Blocked Shots | 0 |
| 5+ Steals | 1 |

PERSONAL HIGHS

| POINTS | |
|--------|-------------------------------|
| Season | 3 vs. William Carey (11/7/22) |
| Career | 28 vs. Winthrop (11/13/21) |

| FIELD GOALS MADE | |
|------------------|-------------------------------|
| Season | 1 vs. William Carey (11/7/22) |
| Career | 11 vs. Winthrop (11/13/21) |

| FIELD GOALS ATTEMPTED | |
|-----------------------|-------------------------------|
| Season | 8 vs. William Carey (11/7/22) |
| Career | 18 vs. Winthrop (11/13/21) |

| 3-POINT FIELD GOALS MADE | |
|--------------------------|---------------------------|
| Season | -- |
| Career | 3 (3x) Last: VMI (3/7/22) |

| 3-POINT FIELD GOALS ATTEMPTED | |
|-------------------------------|----------------------------------|
| Season | 2 vs. William Carey (11/7/22) |
| Career | 7 (3x) Last: Bucknell (11/23/21) |

| FREE THROWS | |
|-------------|--------------------------------|
| Season | 1 vs. William Carey (11/7/22) |
| Career | 10 (3x) Last: Samford (2/8/21) |

| FREE THROWS ATTEMPTED | |
|-----------------------|-------------------------------|
| Season | 1 vs. William Carey (11/7/22) |
| Career | 14 vs. Samford (2/8/21) |

| REBOUNDS | |
|----------|----------------------------------|
| Season | 1 vs. William Carey (11/7/22) |
| Career | 8 (5x) Last: Winthrop (11/13/21) |

| ASSISTS | |
|---------|-------------------------------|
| Season | 4 vs. William Carey (11/7/22) |
| Career | 9 at Georgia Tech (11/27/20) |

| BLOCKED SHOTS | |
|---------------|------------------------|
| Season | -- |
| Career | 2 at Wofford (1/30/21) |

| STEALS | |
|--------|-------------------------------|
| Season | 1 vs. William Carey (11/7/22) |
| Career | 5 vs. Samford (2/8/21) |

| MINUTES | |
|---------|--------------------------------|
| Season | 23 vs. William Carey (11/7/22) |
| Career | 45 vs. Samford (2/8/21) |

SEASON STATS

| PPG | RPG | APG | FG% | 3FG% | FT% |
|-----|-----|-----|------|------|------|
| 3.0 | 1.0 | 4.0 | 12.5 | .000 | 50.0 |

THE ALVAREZ FILE

- One of nine Golden Eagle newcomers this season after previously spending time at Mercer and Fairfield
- Has 41 career games where he scored in double figures
- Owns valuable Division I experience and has two years of eligibility remaining
- Missed most of last season at Mercer due to injury
- Prepped at Miami Christian under current assistant coach Juan Cardona

#2 ALVAREZ, Neftali

| Opponent | Date | GS | MIN | Total | | 3-Pointers | | Free throws | | Rebounds | | | | PF | | | PTS | | | |
|---------------|------------|----------|--------------|------------|-------------|------------|-------------|-------------|-------------|----------|----------|----------|------------|----------|----------|----------|----------|----------|----------|------------|
| | | | | FG-FGA | PCT | 3FG-3FGA | PCT | FT-FTA | PCT | OFF | DEF | TOT | AVG | A | TO | BLK | STL | PTS | AVG | |
| William Carey | 11/07/2022 | * | 22:44 | 1-8 | .125 | 0-2 | .000 | 1-2 | .500 | 0 | 1 | 1 | 1.0 | 0 | 4 | 2 | 0 | 1 | 3 | 3.0 |
| Totals | | 1 | 22:44 | 1-8 | .125 | 0-2 | .000 | 1-2 | .500 | 0 | 1 | 1 | 1.0 | 0 | 4 | 2 | 0 | 1 | 3 | 3.0 |

Player Averages

| Games Played | Minutes/game | Points/game | FG Pct | 3FG Pct | FT Pct | Rebounds/game | Assists/game | Turnovers/game | Assist/Turnover ratio | Steals/game | Blocks/game |
|--------------|--------------|-------------|--------|---------|--------|---------------|--------------|----------------|-----------------------|-------------|-------------|
| 1 | 22.7 | 3.0 | 12.5 | 0.0 | 50.0 | 1.0 | 4.0 | 2.0 | 2.0 | 1.0 | 0.0 |

ALVAREZ'S CAREER STATS

| YEAR | G-GS | MIN-AVG | FG-FGA | PCT | 3P-3PA | PCT | FT-FTA | PCT | OFF | DEF | TOT | AVG | PF | FO | AST | TO | BLK | STL | PTS-AVG |
|-------------------------|--------------|------------------|----------------|-------------|---------------|-------------|----------------|-------------|-----------|------------|------------|------------|------------|----------|------------|------------|-----------|-----------|-----------------|
| 2018-19 (FU) | 30-30 | 960-32.0 | 135-326 | .414 | 30-111 | .270 | 45-73 | .616 | 17 | 94 | 111 | 3.7 | 60 | 0 | 98 | 93 | 2 | 42 | 345-11.5 |
| 2019-20 (MU) | | | | | | | | | | | | | | | | | | | |
| REDSHIRT YEAR AT MERCER | | | | | | | | | | | | | | | | | | | |
| 2020-21 (MU) | 27-27 | 809-30.0 | 126-282 | .447 | 23-74 | .311 | 84-106 | .792 | 23 | 75 | 98 | 3.6 | 57 | 0 | 113 | 94 | 9 | 38 | 359-13.3 |
| 2021-22 (MU) | 12-10 | 342-28.5 | 61-123 | .462 | 8-34 | .235 | 21-42 | .500 | 13 | 24 | 37 | 3.1 | 21 | 1 | 154 | 35 | 11 | 52 | 151-12.6 |
| 2022-23 | 1-1 | 23-22.7 | 1-8 | .125 | 0-2 | .000 | 1-2 | .500 | 0 | 1 | 1 | 1.0 | 0 | 0 | 4 | 2 | 0 | 1 | 3-3.0 |
| TOTALS | 70-68 | 2140-30.6 | 323-739 | .437 | 61-221 | .276 | 151-223 | .677 | 53 | 194 | 247 | 3.5 | 138 | 1 | 256 | 224 | 13 | 95 | 858-12.3 |

3 G | JR.



MO ARNOLD

Guard | 6-1 | 181 | Junior | Picayune, Miss. | Picayune HS | Jacksonville

SUPERLATIVES

| EXTRAS | CAREER |
|-------------------------------|--------|
| Double-Doubles | 1 |
| Triple-Doubles | 0 |
| Double Figure Scoring | 12 |
| Double Figure Rebounds | 1 |
| Double Figure Assists | 0 |
| Southern Miss Leader Scoring | 0 |
| Southern Miss Leader Rebounds | 0 |
| Southern Miss Leader Assists | 6 |
| Scoring 20+ Points | 1 |
| Scoring 30+ Points | 0 |
| 3+ Three Pointers | 1 |
| 5+ Assists | 6 |
| 5+ Blocked Shots | 0 |
| 5+ Steals | 0 |

PERSONAL HIGHS

| POINTS | |
|--------|-------------------------------|
| Season | 6 vs. William Carey (11/7/22) |
| Career | 22 at Kennesaw State (1/1/21) |

| FIELD GOALS MADE | |
|------------------|-------------------------------|
| Season | 2 vs. William Carey (11/7/22) |
| Career | 9 at Kennesaw State (1/1/21) |

| FIELD GOALS ATTEMPTED | |
|-----------------------|-------------------------------|
| Season | 4 vs. William Carey (11/7/22) |
| Career | 13 vs. Bellarmine (2/6/21) |

| 3-POINT FIELD GOALS MADE | |
|--------------------------|------------------------------|
| Season | -- |
| Career | 4 at Presbyterian (12/18/19) |

| 3-POINT FIELD GOALS ATTEMPTED | |
|-------------------------------|-------------------------------|
| Season | 1 vs. William Carey (11/7/22) |
| Career | 6 at Georgia (12/4/21) |

| FREE THROWS | |
|-------------|-------------------------------|
| Season | 2 vs. William Carey (11/7/22) |
| Career | 8 at North Alabama (1/22/21) |

| FREE THROWS ATTEMPTED | |
|-----------------------|-------------------------------|
| Season | 4 vs. William Carey (11/7/22) |
| Career | 11 at North Alabama (1/22/21) |

| REBOUNDS | |
|----------|------------------------------------|
| Season | 3 vs. William Carey (11/7/22) |
| Career | 10 at Florida Gulf Coast (2/27/20) |

| ASSISTS | |
|---------|--------------------------------------|
| Season | 5 vs. William Carey (11/7/22) |
| Career | 5 (6x) Last: William Carey (11/7/22) |

| BLOCKED SHOTS | |
|---------------|---------------------------------|
| Season | -- |
| Career | 1 (7x) Last: Lipscomb (2/13/21) |

| STEALS | |
|--------|-------------------------------|
| Season | 2 vs. William Carey (11/7/22) |
| Career | 4 vs. North Florida (1/8/21) |

| MINUTES | |
|---------|------------------------------------|
| Season | 25 vs. William Carey (11/7/22) |
| Career | 42 vs. Western Carolina (11/21/19) |

SEASON STATS

| PPG | RPG | APG | FG% | 3FG% | FT% |
|-----|-----|-----|------|------|------|
| 6.0 | 3.0 | 5.0 | 50.0 | .000 | 50.0 |

THE ARNOLD FILE

- Spent the 2019-20 and 2020-21 seasons at Jacksonville
- Averaged 7.1 ppg and 5.1 rpg during his sophomore season with the Dolphins
- Had six points and four rebounds when he played Southern Miss with Jacksonville
- Dropped a career-high 22 points at Kennesaw State on Jan. 1, 2021
- Earned ASUN All-Freshman Team honors during the 2019-20 season
- Took Picayune HS to the 5A Final Four while averaging 16.8 ppg, 6.2 rpg and 2.9 apg as a senior

#3 ARNOLD, Mo

| Opponent | Date | GS | MIN | Total | | 3-Pointers | | Free throws | | Rebounds | | | | PF A TO BLK STL PTS AVG | | | | | | |
|---------------|------------|----------|--------------|------------|-------------|------------|-------------|-------------|-------------|----------|----------|----------|------------|-------------------------|----------|----------|----------|----------|----------|------------|
| | | | | FG-FGA | PCT | 3FG-3FGA | PCT | FT-FTA | PCT | OFF | DEF | TOT | AVG | PF | A | TO | BLK | STL | PTS | AVG |
| William Carey | 11/07/2022 | * | 25:08 | 2-4 | .500 | 0-1 | .000 | 2-4 | .500 | 0 | 3 | 3 | 3.0 | 3 | 5 | 3 | 0 | 2 | 6 | 6.0 |
| Totals | | 1 | 25:08 | 2-4 | .500 | 0-1 | .000 | 2-4 | .500 | 0 | 3 | 3 | 3.0 | 3 | 5 | 3 | 0 | 2 | 6 | 6.0 |

Player Averages

| Games Played | Minutes/game | Points/game | FG Pct | 3FG Pct | FT Pct | Rebounds/game | Assists/game | Turnovers/game | Assist/Turnover ratio | Steals/game | Blocks/game |
|--------------|--------------|-------------|--------|---------|--------|---------------|--------------|----------------|-----------------------|-------------|-------------|
| 1 | 25.1 | 6.0 | 50.0 | 0.0 | 50.0 | 3.0 | 5.0 | 3.0 | 1.7 | 2.0 | 0.0 |

ARNOLD'S CAREER STATS

| YEAR | G-GS | MIN-AVG | FG-FGA | PCT | 3P-3PA | PCT | FT-FTA | PCT | OFF | DEF | TOT | AVG | PF | FO | AST | TO | BLK | STL | PTS | PTS-AVG |
|---------------|--------------|------------------|----------------|-------------|---------------|-------------|---------------|-------------|-----------|------------|------------|------------|------------|----------|------------|------------|-----------|-----------|------------|------------|
| 2019-20 (JU) | 32-14 | 814-25.4 | 64-178 | .360 | 19-62 | .306 | 19-46 | .413 | 18 | 86 | 104 | 3.3 | 51 | 0 | 70 | 48 | 4 | 18 | 166 | 5.2 |
| 2020-21 (JU) | 24-24 | 765-31.9 | 66-169 | .391 | 6-36 | .167 | 33-53 | .623 | 28 | 95 | 123 | 5.1 | 42 | 0 | 54 | 55 | 4 | 26 | 171 | 7.1 |
| 2021-22 | 27-19 | 506-18.7 | 30-82 | .366 | 6-23 | .261 | 6-10 | .600 | 9 | 43 | 52 | 1.9 | 41 | 0 | 49 | 44 | 2 | 13 | 72 | 2.7 |
| 2022-23 | 1-1 | 25-25.1 | 2-4 | .500 | 0-1 | .000 | 2-4 | .500 | 0 | 3 | 3 | 3.0 | 3 | 0 | 5 | 3 | 0 | 2 | 6 | 6.0 |
| TOTALS | 84-58 | 2109-25.1 | 162-433 | .374 | 31-122 | .254 | 60-113 | .531 | 55 | 227 | 282 | 3.4 | 137 | 0 | 178 | 150 | 10 | 59 | 415 | 4.9 |

4

F | JR.



DENIJAY HARRIS

Forward | 6-6 | 196 | Junior | Columbus, Miss. | Columbus HS | SW Mississippi

SUPERLATIVES

| EXTRAS | CAREER |
|-------------------------------|--------|
| Double-Doubles | 0 |
| Triple-Doubles | 0 |
| Double Figure Scoring | 4 |
| Double Figure Rebounds | 3 |
| Double Figure Assists | 0 |
| Southern Miss Leader Scoring | 0 |
| Southern Miss Leader Rebounds | 4 |
| Southern Miss Leader Assists | 1 |
| Scoring 20+ Points | 0 |
| Scoring 30+ Points | 0 |
| 3+ Three Pointers | 0 |
| 5+ Assists | 0 |
| 5+ Blocked Shots | 0 |
| 5+ Steals | 0 |

PERSONAL HIGHS

| | |
|--------------------------------------|--------------------------------------|
| POINTS | |
| Season | 14 vs. William Carey (11/7/22) |
| Career | 14 vs. William Carey (11/7/22) |
| FIELD GOALS MADE | |
| Season | 6 vs. William Carey (11/7/22) |
| Career | 6 (2x) Last: William Carey (11/7/22) |
| FIELD GOALS ATTEMPTED | |
| Season | 7 vs. William Carey (11/7/22) |
| Career | 8 vs. LA Tech (1/16/22) |
| 3-POINT FIELD GOALS MADE | |
| Season | -- |
| Career | -- |
| 3-POINT FIELD GOALS ATTEMPTED | |
| Season | -- |
| Career | 1 at Jacksonville (11/28/20) |
| FREE THROWS | |
| Season | 2 vs. William Carey (11/7/22) |
| Career | 5 (2x) Last: UTEP (2/19/22) |
| FREE THROWS ATTEMPTED | |
| Season | 4 vs. William Carey (11/7/22) |
| Career | 7 vs. UAB (2/2/22) |
| REBOUNDS | |
| Season | 1 vs. William Carey (11/7/22) |
| Career | 10 (3x) Last: Loyola (LA) (12/28/20) |
| ASSISTS | |
| Season | -- |
| Career | 2 (4x) Last: Rice (2/26/22) |
| BLOCKED SHOTS | |
| Season | -- |
| Career | 1 (7x) Last: UAB (2/2/22) |
| STEALS | |
| Season | -- |
| Career | 3 vs. ULM (12/19/20) |
| MINUTES | |
| Season | 14 vs. William Carey (11/7/22) |
| Career | 37 vs. ULM (12/19/20) |

SEASON STATS

| PPG | RPG | APG | FG% | 3FG% | FT% |
|------|-----|-----|------|------|------|
| 14.0 | 1.0 | 0.0 | 85.7 | .000 | 50.0 |

THE HARRIS FILE

- Scored a season-high 12 points against UAB on Feb. 2, 2022. That tied his previous career best set the prior season against MTSU
- First came to campus for Spring 2019 semester after suffering an injury early in his freshman season
- Redshirted the 2019-20 season due to knee injury
- Teamed up with former Golden Eagles 1,000-point scorer Tyler Stevenson have a full quarantine workout at a barn in their hometown

#4 HARRIS, Denijay

| Opponent | Date | GS | MIN | Total | | 3-Pointers | | Free throws | | Rebounds | | | | PF A TO BLK STL PTS AVG | | | | | | |
|---------------|------------|----------|--------------|------------|-------------|------------|-------------|-------------|-------------|----------|----------|----------|------------|-------------------------|----------|----------|----------|----------|-----------|-------------|
| | | | | FG-FGA | PCT | 3FG-3FGA | PCT | FT-FTA | PCT | OFF | DEF | TOT | AVG | PF | A | TO | BLK | STL | PTS | AVG |
| William Carey | 11/07/2022 | | 13:52 | 6-7 | .857 | 0-0 | .000 | 2-4 | .500 | 1 | 0 | 1 | 1.0 | 0 | 0 | 0 | 0 | 0 | 14 | 14.0 |
| Totals | | 0 | 13:52 | 6-7 | .857 | 0-0 | .000 | 2-4 | .500 | 1 | 0 | 1 | 1.0 | 0 | 0 | 0 | 0 | 0 | 14 | 14.0 |

Player Averages

| Games Played | Minutes/game | Points/game | FG Pct | 3FG Pct | FT Pct | Rebounds/game | Assists/game | Turnovers/game | Assist/Turnover ratio | Steals/game | Blocks/game |
|--------------|--------------|-------------|--------|---------|--------|---------------|--------------|----------------|-----------------------|-------------|-------------|
| 1 | 13.9 | 14.0 | 85.7 | 0.0 | 50.0 | 1.0 | 0.0 | 0.0 | 0.0 | 0.0 | 0.0 |

HARRIS'S CAREER STATS

| YEAR | G-GS | MIN-AVG | FG-FGA | PCT | 3P-3PA | PCT | FT-FTA | PCT | OFF | DEF | TOT | AVG | PF | FO | AST | TO | BLK | STL | PTS-AVG |
|---------------|--------------|-----------------|---------------|-------------|------------|-------------|--------------|-------------|-----------|------------|------------|------------|-----------|----------|-----------|-----------|----------|-----------|----------------|
| 2020-21 | 22-8 | 373-17.0 | 29-60 | .483 | 0-1 | .000 | 16-26 | .615 | 31 | 66 | 97 | 4.4 | 25 | 0 | 9 | 21 | 2 | 13 | 74-3.4 |
| 2021-22 | 32-13 | 462-14.4 | 36-78 | .462 | 0-0 | .000 | 20-34 | .588 | 21 | 54 | 75 | 2.3 | 45 | 0 | 20 | 32 | 5 | 14 | 92-2.9 |
| 2022-23 | 1-0 | 14-13.9 | 6-7 | .857 | 0-0 | .000 | 0-0 | .000 | 1 | 0 | 1 | 1.0 | 0 | 0 | 0 | 0 | 0 | 0 | 14-14.0 |
| TOTALS | 55-21 | 849-15.4 | 71-145 | .490 | 0-1 | .000 | 36-64 | .594 | 53 | 120 | 173 | 3.1 | 70 | 0 | 29 | 53 | 7 | 27 | 180-3.3 |

5

F | SR.



DEANDRE PINCKNEY

Forward | 6-8 | 223 | Senior | Carol City, Fla. | Carol City HS | Broward CC

SUPERLATIVES

| EXTRAS | CAREER |
|-------------------------------|--------|
| Double-Doubles | 4 |
| Triple-Doubles | 0 |
| Double Figure Scoring | 24 |
| Double Figure Rebounds | 4 |
| Double Figure Assists | 0 |
| Southern Miss Leader Scoring | 4 |
| Southern Miss Leader Rebounds | 11 |
| Southern Miss Leader Assists | 1 |
| Scoring 20+ Points | 1 |
| Scoring 30+ Points | 0 |
| 3+ Three Pointers | 3 |
| 5+ Assists | 0 |
| 5+ Blocked Shots | 0 |
| 5+ Steals | 0 |

PERSONAL HIGHS

| POINTS | |
|--------|-------------------------------|
| Season | 1 vs. William Carey (11/7/22) |
| Career | 21 vs. LA Tech (1/16/22) |

| FIELD GOALS MADE | |
|------------------|---------------------------|
| Season | -- |
| Career | 6 (6x) Last: UAB (2/2/22) |

| FIELD GOALS ATTEMPTED | |
|-----------------------|-------------------------------|
| Season | 5 vs. William Carey (11/7/22) |
| Career | 15 vs. UAB (2/2/22) |

| 3-POINT FIELD GOALS MADE | |
|--------------------------|----------------------|
| Season | -- |
| Career | 4 vs. UTSA (2/17/22) |

| 3-POINT FIELD GOALS ATTEMPTED | |
|-------------------------------|-------------------------------|
| Season | 1 vs. William Carey (11/7/22) |
| Career | 8 vs. UTSA (2/17/22) |

| FREE THROWS | |
|-------------|---------------------------------|
| Season | 1 vs. William Carey (11/7/22) |
| Career | 7 at Middle Tennessee (1/22/22) |

| FREE THROWS ATTEMPTED | |
|-----------------------|-------------------------------|
| Season | 4 vs. William Carey (11/7/22) |
| Career | 10 vs. Charlotte (2/5/22) |

| REBOUNDS | |
|----------|-------------------------------|
| Season | 4 vs. William Carey (11/7/22) |
| Career | 11 vs. UTSA (2/17/22) |

| ASSISTS | |
|---------|-------------------------------|
| Season | 1 vs. William Carey (11/7/22) |
| Career | 3 vs. Rice (3/9/22) |

| BLOCKED SHOTS | |
|---------------|----------------------------|
| Season | -- |
| Career | 3 (2x) Last: UTSA (1/6/22) |

| STEALS | |
|--------|-------------------------------|
| Season | 2 vs. William Carey (11/7/22) |
| Career | 3 at Rice (2/6/21) |

| MINUTES | |
|---------|--------------------------------|
| Season | 13 vs. William Carey (11/7/22) |
| Career | 38 vs. UTSA (2/17/22) |

SEASON STATS

| PPG | RPG | APG | FG% | 3FG% | FT% |
|-----|-----|-----|------|------|------|
| 1.0 | 2.0 | 1.0 | .000 | .000 | 25.0 |

THE PINCKNEY FILE

- Scored in double figures eight times during his first season with the Golden Eagles
- Ranked No. 16 nationally by JucoRecruiting.com prior to coming to Southern Miss
- Averaged team-highs of 16.8 ppg and 8.0 rpg at Broward CC
- Held offers from Ole Miss, St. John's, Rutgers and Virginia Tech, among others

#5 PINCKNEY, DeAndre

| Opponent | Date | GS | MIN | Total | | 3-Pointers | | Free throws | | Rebounds | | | | PF | A | TO | BLK | STL | PTS | AVG |
|---------------|------------|----------|--------------|------------|-------------|------------|-------------|-------------|-------------|----------|----------|----------|------------|----------|----------|----------|----------|----------|----------|------------|
| | | | | FG-FGA | PCT | 3FG-3FGA | PCT | FT-FTA | PCT | OFF | DEF | TOT | AVG | | | | | | | |
| William Carey | 11/07/2022 | * | 13:22 | 0-5 | .000 | 0-1 | .000 | 1-4 | .250 | 2 | 2 | 4 | 4.0 | 0 | 1 | 1 | 0 | 2 | 1 | 1.0 |
| Totals | | 1 | 13:22 | 0-5 | .000 | 0-1 | .000 | 1-4 | .250 | 2 | 2 | 4 | 4.0 | 0 | 1 | 1 | 0 | 2 | 1 | 1.0 |

Player Averages

| Games Played | Minutes/game | Points/game | FG Pct | 3FG Pct | FT Pct | Rebounds/game | Assists/game | Turnovers/game | Assist/Turnover ratio | Steals/game | Blocks/game |
|--------------|--------------|-------------|--------|---------|--------|---------------|--------------|----------------|-----------------------|-------------|-------------|
| 1 | 13.4 | 1.0 | 0.0 | 0.0 | 25.0 | 4.0 | 1.0 | 1.0 | 1.0 | 2.0 | 0.0 |

MORMAN'S CAREER STATS

| YEAR | G-GS | MIN-AVG | FG-FGA | PCT | 3P-3PA | PCT | FT-FTA | PCT | OFF | DEF | TOT | AVG | PF | FO | AST | TO | BLK | STL | PTS | AVG |
|---------------|--------------|------------------|----------------|-------------|---------------|-------------|---------------|-------------|-----------|------------|------------|------------|------------|----------|-----------|-----------|-----------|-----------|------------|------------|
| 2020-21 | 21-15 | 471-22.4 | 67-125 | .536 | 9-33 | .273 | 29-48 | .604 | 29 | 73 | 102 | 4.9 | 43 | 1 | 18 | 28 | 13 | 10 | 172 | 8.2 |
| 2021-22 | 33-25 | 816-24.7 | 104-236 | .441 | 30-96 | .313 | 57-72 | .792 | 46 | 130 | 176 | 5.3 | 83 | 3 | 13 | 37 | 13 | 16 | 295 | 8.9 |
| 2022-23 | 1-1 | 13-13.4 | 0-5 | .000 | 0-1 | .000 | 1-4 | .250 | 2 | 2 | 4 | 4.0 | 0 | 0 | 1 | 1 | 0 | 2 | 1 | 1.0 |
| TOTALS | 55-41 | 1300-23.6 | 171-366 | .467 | 39-130 | .300 | 87-124 | .702 | 77 | 205 | 282 | 5.1 | 126 | 4 | 32 | 66 | 26 | 28 | 468 | 8.5 |

10

G | JR.



COBIE MONTGOMERY

Guard | 6-3 | 200 | Junior | Louisville, Ky. | Waggener HS | Triton

SUPERLATIVES

| EXTRAS | CAREER |
|-------------------------------|--------|
| Double-Doubles | 0 |
| Triple-Doubles | 0 |
| Double Figure Scoring | 0 |
| Double Figure Rebounds | 0 |
| Double Figure Assists | 0 |
| Southern Miss Leader Scoring | 0 |
| Southern Miss Leader Rebounds | 0 |
| Southern Miss Leader Assists | 0 |
| Scoring 20+ Points | 0 |
| Scoring 30+ Points | 0 |
| 3+ Three Pointers | 0 |
| 5+ Assists | 0 |
| 5+ Blocked Shots | 0 |
| 5+ Steals | 0 |

PERSONAL HIGHS

| | |
|--------------------------------------|----|
| POINTS | |
| Season | -- |
| Career | -- |
| FIELD GOALS MADE | |
| Season | -- |
| Career | -- |
| FIELD GOALS ATTEMPTED | |
| Season | -- |
| Career | -- |
| 3-POINT FIELD GOALS MADE | |
| Season | -- |
| Career | -- |
| 3-POINT FIELD GOALS ATTEMPTED | |
| Season | -- |
| Career | -- |
| FREE THROWS | |
| Season | -- |
| Career | -- |
| FREE THROWS ATTEMPTED | |
| Season | -- |
| Career | -- |
| REBOUNDS | |
| Season | -- |
| Career | -- |
| ASSISTS | |
| Season | -- |
| Career | -- |
| BLOCKED SHOTS | |
| Season | -- |
| Career | -- |
| STEALS | |
| Season | -- |
| Career | -- |
| MIUNTES | |
| Season | -- |
| Career | -- |

SEASON STATS

| PPG | RPG | APG | FG% | 3FG% | FT% |
|-----|-----|-----|-----|------|-----|
| | | | | | |

THE MONTGOMERY FILE

- Redshirting this season

MONTGOMERY'S CAREER STATS

| YEAR | G-GS | MIN-AVG | FG-FGA | PCT | 3P-3PA | PCT | FT-FTA | PCT | OFF | DEF | TOT | AVG | PF | FO | AST | TO | BLK | STL | PTS-AVG | |
|---------------|------|---------|--------|-----|--------|-----|--------|-----|-----|-----|-----|-----|----|----|-----|----|-----|-----|---------|----|
| 2022-23 | | | | | | | | | | | | | | | | | | | | |
| TOTALS | -- | -- | -- | -- | -- | -- | -- | -- | -- | -- | -- | -- | -- | -- | -- | -- | -- | -- | -- | -- |

11

F | JR.



VICTOR HART

Forward | 6-6 | 204 | Junior | Miami, Fla. | North Miami HS | FIU

SUPERLATIVES

| EXTRAS | CAREER |
|-------------------------------|--------|
| Double-Doubles | 0 |
| Triple-Doubles | 0 |
| Double Figure Scoring | 0 |
| Double Figure Rebounds | 0 |
| Double Figure Assists | 0 |
| Southern Miss Leader Scoring | 0 |
| Southern Miss Leader Rebounds | 1 |
| Southern Miss Leader Assists | 0 |
| Scoring 20+ Points | 0 |
| Scoring 30+ Points | 0 |
| 3+ Three Pointers | 0 |
| 5+ Assists | 0 |
| 5+ Blocked Shots | 0 |
| 5+ Steals | 0 |

PERSONAL HIGHS

| POINTS | |
|--------|-------------------------------|
| Season | 2 vs. William Carey (11/7/22) |
| Career | 9 vs. Green Bay (11/19/21) |

| FIELD GOALS MADE | |
|------------------|-----------------------------------|
| Season | 1 vs. William Carey (11/7/22) |
| Career | 2 (2x) Last: Green Bay (11/19/21) |

| FIELD GOALS ATTEMPTED | |
|-----------------------|--|
| Season | 5 vs. William Carey (11/7/22) |
| Career | 5 (2x) Last: vs. William Carey (11/7/21) |

| 3-POINT FIELD GOALS MADE | |
|--------------------------|------------------------------|
| Season | -- |
| Career | 1 (2x) Last: UNCG (11/21/21) |

| 3-POINT FIELD GOALS ATTEMPTED | |
|-------------------------------|--------------------------------------|
| Season | 2 vs. William Carey (11/7/22) |
| Career | 2 (2x) Last: William Carey (11/7/22) |

| FREE THROWS | |
|-------------|----------------------------|
| Season | -- |
| Career | 5 vs. Green Bay (11/19/21) |

| FREE THROWS ATTEMPTED | |
|-----------------------|----------------------------|
| Season | -- |
| Career | 6 vs. Green Bay (11/19/21) |

| REBOUNDS | |
|----------|-------------------------------|
| Season | 9 vs. William Carey (11/7/22) |
| Career | 9 vs. William Carey (11/7/22) |

| ASSISTS | |
|---------|---------------------------------|
| Season | 1 vs. William Carey (11/7/22) |
| Career | 3 vs. Trinity (Fla.) (11/12/21) |

| BLOCKED SHOTS | |
|---------------|-----------------------|
| Season | -- |
| Career | 1 vs. UNCG (11/21/21) |

| STEALS | |
|--------|-------------------------------|
| Season | 2 vs. William Carey (11/7/22) |
| Career | 2 vs. William Carey (11/7/22) |

| MINUTES | |
|---------|--------------------------------|
| Season | 14 vs. William Carey (11/7/22) |
| Career | 19 vs. Green Bay (11/19/21) |

SEASON STATS

| PPG | RPG | APG | FG% | 3FG% | FT% |
|-----|-----|-----|------|------|------|
| 2.0 | 9.0 | 1.0 | 20.0 | .000 | .000 |

THE HART FILE

- Played the 2021-22 season at FIU and the 2020-21 season at Miami Dade College
- Appeared in 14 games at FIU, averaging 7.3 mpg
- Has incredible bounce and is arguably one of the best dunkers on the team

#11 HART, Victor

| Opponent | Date | GS | MIN | Total | | 3-Pointers | | Free throws | | Rebounds | | | | PF A TO BLK STL PTS AVG | | | | | | |
|---------------|------------|----------|--------------|------------|-------------|------------|-------------|-------------|-------------|----------|----------|----------|------------|-------------------------|----------|----------|----------|----------|----------|------------|
| | | | | FG-FGA | PCT | 3FG-3FGA | PCT | FT-FTA | PCT | OFF | DEF | TOT | AVG | PF | A | TO | BLK | STL | PTS | AVG |
| William Carey | 11/07/2022 | | 13:58 | 1-5 | .200 | 0-2 | .000 | 0-0 | .000 | 3 | 6 | 9 | 9.0 | 4 | 1 | 2 | 0 | 2 | 2 | 2.0 |
| Totals | | 0 | 13:58 | 1-5 | .200 | 0-2 | .000 | 0-0 | .000 | 3 | 6 | 9 | 9.0 | 4 | 1 | 2 | 0 | 2 | 2 | 2.0 |

Player Averages


| Games Played | Minutes/game | Points/game | FG Pct | 3FG Pct | FT Pct | Rebounds/game | Assists/game | Turnovers/game | Assist/Turnover ratio | Steals/game | Blocks/game |
|--------------|--------------|-------------|--------|---------|--------|---------------|--------------|----------------|-----------------------|-------------|-------------|
| 1 | 14.0 | 2.0 | 20.0 | 0.0 | 0.0 | 9.0 | 1.0 | 2.0 | 0.5 | 2.0 | 0.0 |

HART'S CAREER STATS

| YEAR | G-GS | MIN-AVG | FG-FGA | PCT | 3P-3PA | PCT | FT-FTA | PCT | OFF | DEF | TOT | AVG | PF | FO | AST | TO | BLK | STL | PTS | AVG |
|---------------|-------------|----------------|-------------|-------------|-------------|-------------|-------------|-------------|----------|-----------|-----------|------------|-----------|----------|----------|-----------|----------|----------|-----------|------------|
| 2021-22 (FIU) | 14-0 | 102-7.3 | 7-25 | .280 | 2-8 | .250 | 9-14 | .643 | 1 | 15 | 16 | 1.1 | 14 | 0 | 5 | 10 | 1 | 1 | 25 | 1.8 |
| 2022-23 | 1-0 | 14-14.0 | 1-5 | .200 | 0-2 | .000 | 0-0 | .000 | 3 | 6 | 9 | 9.0 | 4 | 0 | 1 | 2 | 0 | 2 | 2 | 2.0 |
| TOTALS | 15-0 | 116-7.7 | 8-30 | .267 | 2-10 | .200 | 9-14 | .643 | 4 | 21 | 25 | 1.7 | 18 | 0 | 6 | 12 | 1 | 3 | 27 | 1.8 |

12

G | SR.



NICO AGUIRRE

Guard | 6-0 | 170 | Senior | Castro, Chile | Miami Christian | Southwest Baptist

SUPERLATIVES

| EXTRAS | CAREER |
|-------------------------------|--------|
| Double-Doubles | 0 |
| Triple-Doubles | 0 |
| Double Figure Scoring | 0 |
| Double Figure Rebounds | 0 |
| Double Figure Assists | 0 |
| Southern Miss Leader Scoring | 0 |
| Southern Miss Leader Rebounds | 0 |
| Southern Miss Leader Assists | 0 |
| Scoring 20+ Points | 0 |
| Scoring 30+ Points | 0 |
| 3+ Three Pointers | 0 |
| 5+ Assists | 0 |
| 5+ Blocked Shots | 0 |
| 5+ Steals | 0 |

PERSONAL HIGHS

| | |
|--------------------------------------|--|
| POINTS | |
| Season | 3 vs. William Carey (11/7/22) |
| Career | 9 vs. West Coast Baptist (11/27/19) |
| FIELD GOALS MADE | |
| Season | 1 vs. William Carey (11/7/22) |
| Career | 4 vs. West Coast Baptist (11/27/19) |
| FIELD GOALS ATTEMPTED | |
| Season | 2 vs. William Carey (11/7/22) |
| Career | 5 vs. West Coast Baptist (11/27/19) |
| 3-POINT FIELD GOALS MADE | |
| Season | -- |
| Career | 2 vs. Montana Western (11/14/19) |
| 3-POINT FIELD GOALS ATTEMPTED | |
| Season | 1 vs. William Carey (11/7/22) |
| Career | 3 at Air Force (11/7/19) |
| FREE THROWS | |
| Season | 1 vs. William Carey (11/7/22) |
| Career | 2 (2x) Last: Portland St. (2/27/20) |
| FREE THROWS ATTEMPTED | |
| Season | 1 vs. William Carey (11/7/22) |
| Career | 3 at Wyoming (11/5/19) |
| REBOUNDS | |
| Season | 1 vs. William Carey (11/7/22) |
| Career | 1 (2x) Last: vs. William Carey (11/7/22) |
| ASSISTS | |
| Season | -- |
| Career | 4 vs. West Coast Baptist (11/27/19) |
| BLOCKED SHOTS | |
| Season | -- |
| Career | -- |
| STEALS | |
| Season | 2 vs. William Carey (11/7/22) |
| Career | 2 (2x) Last: vs. William Carey (11/7/22) |
| MINUTES | |
| Season | 10 vs. William Carey (11/7/22) |
| Career | 21 at Montana (2/15/20) |

SEASON STATS

| PPG | RPG | APG | FG% | 3FG% | FT% |
|-----|-----|-----|------|------|-------|
| 3.0 | 1.0 | 0.0 | 50.0 | .000 | 100.0 |

THE AGUIRRE FILE

- Ladner grabbed the 3-point shooting specialist from Southwest Baptist in the NAIA
- Also has Division I experience at Idaho State
- Prepped at Miami Christian under current assistant coach Juan Cardona

#12 AGUIRRE, Nico

| Opponent | Date | GS | MIN | Total | | 3-Pointers | | Free throws | | Rebounds | | | | PF | A | TO | BLK | STL | PTS | AVG |
|---------------|------------|----------|--------------|------------|-------------|------------|-------------|-------------|--------------|----------|----------|----------|------------|----------|----------|----------|----------|----------|----------|------------|
| | | | | FG-FGA | PCT | 3FG-3FGA | PCT | FT-FTA | PCT | OFF | DEF | TOT | AVG | | | | | | | |
| William Carey | 11/07/2022 | | 09:35 | 1-2 | .500 | 0-1 | .000 | 1-1 | 1.000 | 1 | 0 | 1 | 1.0 | 1 | 0 | 0 | 0 | 2 | 3 | 3.0 |
| Totals | | 0 | 09:35 | 1-2 | .500 | 0-1 | .000 | 1-1 | 1.000 | 1 | 0 | 1 | 1.0 | 1 | 0 | 0 | 0 | 2 | 3 | 3.0 |

Player Averages

| Games Played | Minutes/game | Points/game | FG Pct | 3FG Pct | FT Pct | Rebounds/game | Assists/game | Turnovers/game | Assist/Turnover ratio | Steals/game | Blocks/game |
|--------------|--------------|-------------|--------|---------|--------|---------------|--------------|----------------|-----------------------|-------------|-------------|
| 1 | 9.6 | 3.0 | 50.0 | 0.0 | 100.0 | 1.0 | 0.0 | 0.0 | 0.0 | 2.0 | 0.0 |


AGUIRRE'S CAREER STATS

| YEAR | G-GS | MIN-AVG | FG-FGA | PCT | 3P-3PA | PCT | FT-FTA | PCT | OFF | DEF | TOT | AVG | PF | FO | AST | TO | BLK | STL | PTS-AVG | |
|---------------|-------------|-----------------|--------------|-------------|-------------|-------------|-------------|-------------|----------|----------|----------|------------|-----------|----------|-----------|-----------|----------|----------|---------------|--|
| 2018-19 | | | | | | | | | | | | | | | | | | | | |
| 2019-20 (ISU) | 18-0 | 183-10.2 | 14-32 | .438 | 7-18 | .389 | 6-9 | .667 | 1 | 5 | 6 | 0.3 | 15 | 0 | 12 | 17 | 0 | 6 | 41-2.3 | |
| 2019-20 | | | | | | | | | | | | | | | | | | | | |
| 2020-21 | | | | | | | | | | | | | | | | | | | | |
| 2022-23 | 1-0 | 10-9.6 | 1-2 | .500 | 0-1 | .000 | 1-1 | 1.000 | 1 | 0 | 1 | 1.0 | 1 | 0 | 0 | 0 | 0 | 2 | 3-3.0 | |
| TOTALS | 19-0 | 193-10.2 | 15-24 | 62.5 | 7-19 | 36.8 | 7-10 | .700 | 2 | 5 | 7 | 0.3 | 16 | 0 | 12 | 17 | 0 | 8 | 44-2.3 | |

@SouthernMissMBB

14

G | SO.



TREY ALFONSO

Guard | 6-1 | 176 | Sophomore | Chalmette, La. | Fontainebleau HS

SUPERLATIVES

| EXTRAS | CAREER |
|-------------------------------|--------|
| Double-Doubles | 0 |
| Triple-Doubles | 0 |
| Double Figure Scoring | 0 |
| Double Figure Rebounds | 0 |
| Double Figure Assists | 0 |
| Southern Miss Leader Scoring | 0 |
| Southern Miss Leader Rebounds | 0 |
| Southern Miss Leader Assists | 0 |
| Scoring 20+ Points | 0 |
| Scoring 30+ Points | 0 |
| 3+ Three Pointers | 0 |
| 5+ Assists | 0 |
| 5+ Blocked Shots | 0 |
| 5+ Steals | 0 |

PERSONAL HIGHS

| | |
|--------------------------------------|---------------------------------|
| POINTS | -- |
| Season | -- |
| Career | 3 at LA Tech (1/13/22) |
| FIELD GOALS MADE | -- |
| Season | -- |
| Career | 1 (2x) vs. SE Baptist (1/19/22) |
| FIELD GOALS ATTEMPTED | -- |
| Season | -- |
| Career | 3 vs. SE Baptist (1/19/22) |
| 3-POINT FIELD GOALS MADE | -- |
| Season | -- |
| Career | 1 at LA Tech (1/13/22) |
| 3-POINT FIELD GOALS ATTEMPTED | -- |
| Season | -- |
| Career | 1 (2x) vs. SE Baptist (1/19/22) |
| FREE THROWS | -- |
| Season | -- |
| Career | -- |
| FREE THROWS ATTEMPTED | -- |
| Season | -- |
| Career | -- |
| REBOUNDS | -- |
| Season | -- |
| Career | -- |
| ASSISTS | -- |
| Season | -- |
| Career | -- |
| BLOCKED SHOTS | -- |
| Season | 1 vs. William Carey (11/7/22) |
| Career | 1 vs. William Carey (11/7/22) |
| STEALS | -- |
| Season | -- |
| Career | 3 vs. SE Baptist (1/19/22) |
| MINUTES | -- |
| Season | 2 vs. William Carey (11/7/22) |
| Career | 6 vs. SE Baptist (1/19/22) |

SEASON STATS

| PPG | RPG | APG | FG% | 3FG% | FT% |
|-----|-----|-----|------|------|------|
| 0.0 | 0.0 | 0.0 | .000 | .000 | .000 |

THE ALFONSO FILE

- Appeared in eight games last season, making his debut against UNC Wilmington at the Zootown Classic
- Scored his first points against LA Tech on Jan. 13
- Founding member of the Southern Miss #NastyBench
- Father, Steve, played collegiate basketball at Loyola (La.)

#14 ALFONSO, Trey

| Opponent | Date | GS | MIN | Total | | 3-Pointers | | Free throws | | Rebounds | | | | PF | A | TO | BLK | STL | PTS | AVG | |
|---------------|------------|----------|--------------|------------|-------------|------------|-------------|-------------|-------------|----------|----------|----------|----------|----------|----------|----------|----------|----------|----------|----------|------------|
| | | | | FG-FGA | PCT | 3FG-3FGA | PCT | FT-FTA | PCT | OFF | DEF | TOT | AVG | | | | | | | | |
| William Carey | 11/07/2022 | | 02:22 | 0-0 | .000 | 0-0 | .000 | 0-0 | .000 | 0 | 0 | 0 | 0 | 0 | 0 | 0 | 0 | 1 | 0 | 0 | 0.0 |
| Totals | | 0 | 02:22 | 0-0 | .000 | 0-0 | .000 | 0-0 | .000 | 0 | 0 | 0 | 0 | 0 | 0 | 0 | 0 | 1 | 0 | 0 | 0.0 |

Player Averages

| Games Played | Minutes/game | Points/game | FG Pct | 3FG Pct | FT Pct | Rebounds/game | Assists/game | Turnovers/game | Assist/Turnover ratio | Steals/game | Blocks/game |
|--------------|--------------|-------------|--------|---------|--------|---------------|--------------|----------------|-----------------------|-------------|-------------|
| 1 | 2.4 | 0.0 | 0.0 | 0.0 | 0.0 | 0.0 | 0.0 | 0.0 | 0.0 | 0.0 | 1.0 |

ALFONSO'S CAREER STATS

Career Statistics

| YEAR | G-GS | MIN-AVG | FG-FGA | PCT | 3P-3PA | PCT | FT-FTA | PCT | OFF | DEF | TOT | AVG | PF | FO | AST | TO | BLK | STL | PTS-AVG |
|---------------|------------|---------------|------------|-------------|------------|-------------|------------|-------------|----------|----------|----------|------------|----------|----------|----------|----------|----------|----------|--------------|
| 2021-22 | 8-0 | 11-1.4 | 2-4 | .500 | 1-2 | .500 | 0-0 | .000 | 1 | 2 | 3 | 0.4 | 0 | 0 | 0 | 2 | 0 | 3 | 5-0.6 |
| 2022-23 | 1-0 | 2-2.4 | 0-0 | .000 | 0-0 | .000 | 0-0 | .000 | 0 | 0 | 0 | 0.0 | 0 | 0 | 0 | 1 | 0 | 0 | 0-0.0 |
| TOTALS | 9-0 | 14-1.5 | 2-4 | .500 | 1-2 | .500 | 0-0 | .000 | 1 | 2 | 3 | 0.4 | 0 | 0 | 0 | 2 | 1 | 3 | 5-0.6 |

15

G | JR.



DONOVAN IVORY

Guard | 6-8 | 195 | Junior | Kaukauna, Wisc. | Kaukauna HS | Green Bay

SUPERLATIVES

| EXTRAS | CAREER |
|-------------------------------|--------|
| Double-Doubles | 0 |
| Triple-Doubles | 0 |
| Double Figure Scoring | 9 |
| Double Figure Rebounds | 0 |
| Double Figure Assists | 0 |
| Southern Miss Leader Scoring | 0 |
| Southern Miss Leader Rebounds | 0 |
| Southern Miss Leader Assists | 0 |
| Scoring 20+ Points | 1 |
| Scoring 30+ Points | 0 |
| 3+ Three Pointers | 4 |
| 5+ Assists | 1 |
| 5+ Blocked Shots | 0 |
| 5+ Steals | 0 |

PERSONAL HIGHS

| | |
|--------------------------------------|--|
| POINTS | |
| Season | 8 vs. William Carey (11/7/22) |
| Career | 27 vs. FIU (11/19/21) |
| FIELD GOALS MADE | |
| Season | 3 vs. William Carey (11/7/22) |
| Career | 9 vs. FIU (11/19/21) |
| FIELD GOALS ATTEMPTED | |
| Season | 5 vs. William Carey (11/7/22) |
| Career | 16 vs. FIU (11/19/21) |
| 3-POINT FIELD GOALS MADE | |
| Season | 1 vs. William Carey (11/7/22) |
| Career | 4 (2x) Last: IUPUI (1/13/22) |
| 3-POINT FIELD GOALS ATTEMPTED | |
| Season | 2 vs. William Carey (11/7/22) |
| Career | 9 vs. Oakland (1/22/22) |
| FREE THROWS | |
| Season | 1 vs. William Carey (11/7/22) |
| Career | 8 vs. Detroit Mercy (1/20/22) |
| FREE THROWS ATTEMPTED | |
| Season | 2 vs. William Carey (11/7/22) |
| Career | 8 vs. Detroit Mercy (1/20/22) |
| REBOUNDS | |
| Season | 2 vs. William Carey (11/7/22) |
| Career | 7 vs. Robert Morris (12/12/21) |
| ASSISTS | |
| Season | 1 vs. William Carey (11/7/22) |
| Career | 5 vs. Wisconsin Superior (11/27/21) |
| BLOCKED SHOTS | |
| Season | -- |
| Career | 3 vs. Kansas City (12/10/21) |
| STEALS | |
| Season | -- |
| Career | 3 vs. Robert Morris (12/12/21) |
| MIUNTES | |
| Season | 14 vs. William Carey (11/7/22) |
| Career | 34 (2x) Last: Robert Morris (12/12/21) |

SEASON STATS

| PPG | RPG | APG | FG% | 3FG% | FT% |
|-----|-----|-----|------|------|------|
| 8.0 | 2.0 | 1.0 | 60.0 | 50.0 | 50.0 |

THE IVORY FILE

- Joined the Golden Eagles after spending time at Green Bay, Boise State and UMass Lowell
- Appeared in 15 games for the Phoenix last season, averaging 11.9 ppg and 4.2 rpg before a season-ending injury
- Averaged over 20 ppg at Kaukauna High School as a senior

#15 IVORY, Donovan

| Opponent | Date | GS | MIN | Total | | 3-Pointers | | Free throws | | Rebounds | | | | PF | A | TO | BLK | STL | PTS | AVG |
|---------------|------------|----------|--------------|------------|-------------|------------|-------------|-------------|-------------|----------|----------|----------|------------|----------|----------|----------|----------|----------|----------|------------|
| | | | | FG-FGA | PCT | 3FG-3FGA | PCT | FT-FTA | PCT | OFF | DEF | TOT | AVG | | | | | | | |
| William Carey | 11/07/2022 | | 13:36 | 3-5 | .600 | 1-2 | .500 | 1-2 | .500 | 1 | 1 | 2 | 2.0 | 0 | 1 | 1 | 0 | 0 | 8 | 8.0 |
| Totals | | 0 | 13:36 | 3-5 | .600 | 1-2 | .500 | 1-2 | .500 | 1 | 1 | 2 | 2.0 | 0 | 1 | 1 | 0 | 0 | 8 | 8.0 |

Player Averages

| Games Played | Minutes/game | Points/game | FG Pct | 3FG Pct | FT Pct | Rebounds/game | Assists/game | Turnovers/game | Assist/Turnover ratio | Steals/game | Blocks/game |
|--------------|--------------|-------------|--------|---------|--------|---------------|--------------|----------------|-----------------------|-------------|-------------|
| 1 | 13.6 | 8.0 | 60.0 | 50.0 | 50.0 | 2.0 | 1.0 | 1.0 | 1.0 | 0.0 | 0.0 |

IVORY'S CAREER STATS

| YEAR | G-GS | MIN-AVG | FG-FGA | PCT | 3P-3PA | PCT | FT-FTA | PCT | OFF | DEF | TOT | AVG | PF | FO | AST | TO | BLK | STL | PTS-AVG |
|---------------|-------------|-----------------|---------------|-------------|--------------|-------------|--------------|-------------|----------|-----------|-----------|------------|-----------|----------|-----------|-----------|-----------|----------|----------------|
| 2019-20 (UML) | 3-0 | 17-5.7 | 1-3 | .333 | 0-2 | .000 | 0-0 | .000 | 0 | 5 | 5 | 0.7 | 0 | 0 | 1 | 2 | 0 | 0 | 2-0.7 |
| 2020-21 (BSU) | 3-0 | 6-2.0 | 0-1 | .000 | 0-0 | .000 | 0-0 | .000 | 0 | 0 | 0 | 0.0 | 0 | 0 | 1 | 0 | 0 | 1 | 0-0.0 |
| 2021-22 (GBU) | 15-9 | 397-26.5 | 52-137 | .380 | 22-70 | .314 | 52-59 | .881 | 6 | 57 | 63 | 4.2 | 32 | 0 | 27 | 39 | 15 | 7 | 178-11.9 |
| 2022-23 | 1-0 | 14-13.6 | 3-5 | .600 | 1-2 | .500 | 1-2 | .500 | 1 | 1 | 2 | 2.0 | 0 | 0 | 1 | 1 | 0 | 0 | 8-8.0 |
| TOTALS | 22-9 | 434-19.7 | 56-146 | .384 | 23-74 | .311 | 53-61 | .869 | 7 | 63 | 70 | 3.2 | 32 | 0 | 30 | 42 | 15 | 8 | 188-8.5 |

@SouthernMissMBB

20

F | RSO.



JEFFERY ARMSTRONG

Guard | 5-11 | 171 | RS Sophomore | Rainsville, Ala. | Massanutten Military Academy

SUPERLATIVES

| EXTRAS | CAREER |
|-------------------------------|--------|
| Double-Doubles | 0 |
| Triple-Doubles | 0 |
| Double Figure Scoring | 0 |
| Double Figure Rebounds | 0 |
| Double Figure Assists | 1 |
| Southern Miss Leader Scoring | 0 |
| Southern Miss Leader Rebounds | 0 |
| Southern Miss Leader Assists | 0 |
| Scoring 20+ Points | 0 |
| Scoring 30+ Points | 0 |
| 3+ Three Pointers | 0 |
| 5+ Assists | 1 |
| 5+ Blocked Shots | 0 |
| 5+ Steals | 0 |

PERSONAL HIGHS

| | |
|--------------------------------------|--------------------------------------|
| POINTS | -- |
| Season | -- |
| Career | 4 vs. Southeastern Baptist (1/19/22) |
| FIELD GOALS MADE | -- |
| Season | -- |
| Career | 2 vs. Southeastern Baptist (1/19/22) |
| FIELD GOALS ATTEMPTED | -- |
| Season | 1 vs. William Carey (11/7/22) |
| Career | 4 vs. Southeastern Baptist (1/19/22) |
| 3-POINT FIELD GOALS MADE | -- |
| Season | -- |
| Career | 1 (2x) Last; Charlotte (3/5/22) |
| 3-POINT FIELD GOALS ATTEMPTED | -- |
| Season | -- |
| Career | 3 vs. UTSA (3/8/22) |
| FREE THROWS | -- |
| Season | -- |
| Career | 1 vs. FAU (2/27/21) |
| FREE THROWS ATTEMPTED | -- |
| Season | -- |
| Career | 3 vs. FAU (2/27/21) |
| REBOUNDS | -- |
| Season | 2 vs. William Carey (11/7/22) |
| Career | 5 vs. Southeastern Baptist (1/19/22) |
| ASSISTS | -- |
| Season | -- |
| Career | 7 vs. Southeastern Baptist (1/19/22) |
| BLOCKED SHOTS | -- |
| Season | -- |
| Career | -- |
| STEALS | -- |
| Season | -- |
| Career | 2 vs. UTSA (3/8/22) |
| MINUTES | -- |
| Season | 8 vs. William Carey (11/7/22) |
| Career | 30 vs. FAU (3/9/22) |

SEASON STATS

| PPG | RPG | APG | FG% | 3FG% | FT% |
|-----|-----|-----|------|------|------|
| 0.0 | 2.0 | 0.0 | .000 | .000 | .000 |

THE ARMSTRONG FILE

- Appeared in 24 games last season, including make back-to-back starts at the Conference USA Tournament
- Had a career-high five assists against UTSA, helping Southern Miss to a 67-64 win in the opening round of the C-USA Tournament
- Played 10-plus minutes in each of the final six games after playing only five such games in games leading up to that stretch
- Redshirted his initial season on campus

#20 ARMSTRONG, Jeffery

| Opponent | Date | GS | MIN | Total | | 3-Pointers | | Free throws | | Rebounds | | | | PF | A | TO | BLK | STL | PTS | AVG |
|---------------|------------|----------|--------------|------------|-------------|------------|-------------|-------------|-------------|----------|----------|----------|------------|----------|----------|----------|----------|----------|----------|------------|
| | | | | FG | FGA | PCT | 3FG | 3FGA | PCT | FT | FTA | PCT | OFF | | | | | | | |
| William Carey | 11/07/2022 | | 07:32 | 0-1 | .000 | 0-0 | .000 | 0-0 | .000 | 2 | 0 | 2 | 2.0 | 1 | 0 | 1 | 0 | 0 | 0 | 0.0 |
| Totals | | 0 | 07:32 | 0-1 | .000 | 0-0 | .000 | 0-0 | .000 | 2 | 0 | 2 | 2.0 | 1 | 0 | 1 | 0 | 0 | 0 | 0.0 |

Player Averages

| Games Played | Minutes/game | Points/game | FG Pct | 3FG Pct | FT Pct | Rebounds/game | Assists/game | Turnovers/game | Assist/Turnover ratio | Steals/game | Blocks/game |
|--------------|--------------|-------------|--------|---------|--------|---------------|--------------|----------------|-----------------------|-------------|-------------|
| 1 | 7.5 | 0.0 | 0.0 | 0.0 | 0.0 | 2.0 | 0.0 | 1.0 | 0.0 | 0.0 | 0.0 |

ARMSTRONG'S CAREER STATS

| YEAR | G-GS | MIN-AVG | FG-FGA | PCT | 3P-3PA | PCT | FT-FTA | PCT | OFF | DEF | TOT | AVG | PF | FO | AST | TO | BLK | STL | PTS-AVG | |
|---------------|-------------|----------------|-------------|-------------|-------------|-------------|------------|-------------|----------|-----------|-----------|------------|-----------|----------|-----------|----------|----------|-----------|---------------|--|
| 2019-20 | | | | | | | | | | | | | | | | | | | | |
| 2020-21 | 11-0 | 34-3.1 | 2-2 | 1.000 | 1-3 | .333 | 1 | 2 | 3 | 0.3 | 4 | 0 | 1 | 2 | 0 | 3 | | | 6-0.5 | |
| 2021-22 | 24-2 | 224-9.3 | 4-18 | .222 | 2-15 | .133 | 0-0 | .000 | 2 | 13 | 15 | 0.6 | 19 | 0 | 21 | 2 | 2 | 7 | 10-0.4 | |
| 2022-23 | 1-0 | 8-7.5 | 0-1 | .000 | 0-0 | .000 | 0-0 | .000 | 2 | 0 | 2 | 2.0 | 1 | 0 | 0 | 1 | 0 | 0 | 0-0.0 | |
| TOTALS | 36-2 | 267-7.4 | 6-21 | .286 | 3-16 | .188 | 1-3 | .333 | 5 | 15 | 20 | 0.6 | 24 | 0 | 22 | 5 | 2 | 10 | 16-0.4 | |

21

G | RJR.



GIANFRANCO GRAFALS

Guard | 6-5 | 195 | RS Junior | San Sebastian, Puerto Rico | Fleming Island HS | Eckerd

SUPERLATIVES

| EXTRAS | CAREER |
|-------------------------------|--------|
| Double-Doubles | 0 |
| Triple-Doubles | 0 |
| Double Figure Scoring | 0 |
| Double Figure Rebounds | 0 |
| Double Figure Assists | 0 |
| Southern Miss Leader Scoring | 0 |
| Southern Miss Leader Rebounds | 0 |
| Southern Miss Leader Assists | 0 |
| Scoring 20+ Points | 0 |
| Scoring 30+ Points | 0 |
| 3+ Three Pointers | 0 |
| 5+ Assists | 0 |
| 5+ Blocked Shots | 0 |
| 5+ Steals | 0 |

PERSONAL HIGHS

| | |
|--------------------------------------|-------------------------------|
| POINTS | |
| Season | -- |
| Career | -- |
| FIELD GOALS MADE | |
| Season | -- |
| Career | -- |
| FIELD GOALS ATTEMPTED | |
| Season | 1 vs. William Carey (11/7/22) |
| Career | 1 vs. William Carey (11/7/22) |
| 3-POINT FIELD GOALS MADE | |
| Season | -- |
| Career | -- |
| 3-POINT FIELD GOALS ATTEMPTED | |
| Season | -- |
| Career | -- |
| FREE THROWS | |
| Season | -- |
| Career | -- |
| FREE THROWS ATTEMPTED | |
| Season | -- |
| Career | -- |
| REBOUNDS | |
| Season | 1 vs. William Carey (11/7/22) |
| Career | 1 vs. William Carey (11/7/22) |
| ASSISTS | |
| Season | -- |
| Career | -- |
| BLOCKED SHOTS | |
| Season | -- |
| Career | -- |
| STEALS | |
| Season | 1 vs. William Carey (11/7/22) |
| Career | 1 vs. William Carey (11/7/22) |
| MIUNTES | |
| Season | 3 vs. William Carey (11/7/22) |
| Career | 3 vs. William Carey (11/7/22) |

SEASON STATS

| PPG | RPG | APG | FG% | 3FG% | FT% |
|-----|-----|-----|------|------|------|
| 0.0 | 1.0 | 0.0 | .000 | .000 | .000 |

THE GRAFALS FILE

- Played his freshman season at Florida State College and then his sophomore season at Eckerd College
- Averaged 20.4 ppg in 21 games at Eckerd and was an All-SSC Newcomer Team honoree
- Has played for Puerto Rico in 3x3 National Tournaments

#21 GRAFALS, GianFranco

| Opponent | Date | GS | MIN | Total | | 3-Pointers | | Free throws | | Rebounds | | | | PF | A | TO | BLK | STL | PTS | AVG |
|---------------|------------|----------|--------------|------------|-------------|------------|-------------|-------------|-------------|----------|----------|----------|------------|----------|----------|----------|----------|----------|----------|------------|
| | | | | FG-FGA | PCT | 3FG-3FGA | PCT | FT-FTA | PCT | OFF | DEF | TOT | AVG | | | | | | | |
| William Carey | 11/07/2022 | | 03:01 | 0-1 | .000 | 0-0 | .000 | 0-0 | .000 | 0 | 1 | 1 | 1.0 | 0 | 0 | 1 | 0 | 1 | 0 | 0.0 |
| Totals | | 0 | 03:01 | 0-1 | .000 | 0-0 | .000 | 0-0 | .000 | 0 | 1 | 1 | 1.0 | 0 | 0 | 1 | 0 | 1 | 0 | 0.0 |

Player Averages


| Games Played | Minutes/game | Points/game | FG Pct | 3FG Pct | FT Pct | Rebounds/game | Assists/game | Turnovers/game | Assist/Turnover ratio | Steals/game | Blocks/game |
|--------------|--------------|-------------|--------|---------|--------|---------------|--------------|----------------|-----------------------|-------------|-------------|
| 1 | 3.0 | 0.0 | 0.0 | 0.0 | 0.0 | 1.0 | 0.0 | 1.0 | 0.0 | 1.0 | 0.0 |

GRAFAL'S CAREER STATS

| YEAR | G-GS | MIN-AVG | FG-FGA | PCT | 3P-3PA | PCT | FT-FTA | PCT | OFF | DEF | TOT | AVG | PF | FO | AST | TO | BLK | STL | PTS-AVG |
|---------------|------------|--------------|------------|-------------|------------|-------------|------------|-------------|----------|----------|----------|------------|----------|----------|----------|----------|----------|----------|--------------|
| 2022-23 | 1-0 | 3-3.0 | 0-1 | .000 | 0-0 | .000 | 0-0 | .000 | 0 | 1 | 1 | 1.0 | 0 | 0 | 0 | 1 | 0 | 1 | 0-0.0 |
| TOTALS | 1-0 | 3-3.0 | 0-1 | .000 | 0-0 | .000 | 0-0 | .000 | 0 | 1 | 1 | 1.0 | 0 | 0 | 0 | 1 | 0 | 1 | 0-0.0 |

22

F | SR.



FELIPE HAASE

Forward | 6-9 | 245 | Senior | Osorno, Chile | Miami Christian | Mercer

SUPERLATIVES

| EXTRAS | CAREER |
|-------------------------------|--------|
| Double-Doubles | 11 |
| Triple-Doubles | 0 |
| Double Figure Scoring | 58 |
| Double Figure Rebounds | 13 |
| Double Figure Assists | 0 |
| Southern Miss Leader Scoring | 0 |
| Southern Miss Leader Rebounds | 0 |
| Southern Miss Leader Assists | 0 |
| Scoring 20+ Points | 6 |
| Scoring 30+ Points | 1 |
| 3+ Three Pointers | 28 |
| 5+ Assists | 10 |
| 5+ Blocked Shots | 0 |
| 5+ Steals | 0 |

PERSONAL HIGHS

| POINTS | |
|--------|-------------------------------|
| Season | 8 vs. William Carey (11/7/22) |
| Career | 41 at Winthrop (11/13/21) |

| FIELD GOALS MADE | |
|------------------|-------------------------------|
| Season | 4 vs. William Carey (11/7/22) |
| Career | 13 at Winthrop (11/13/21) |

| FIELD GOALS ATTEMPTED | |
|-----------------------|-------------------------------|
| Season | 8 vs. William Carey (11/7/22) |
| Career | 18 at Winthrop (11/13/21) |

| 3-POINT FIELD GOALS MADE | |
|--------------------------|--------------------------|
| Season | -- |
| Career | 7 at Winthrop (11/13/21) |

| 3-POINT FIELD GOALS ATTEMPTED | |
|-------------------------------|-------------------------------|
| Season | 2 vs. William Carey (11/7/22) |
| Career | 11 (2x) vs. Citadel (2/22/21) |

| FREE THROWS | |
|-------------|----------------------|
| Season | -- |
| Career | 11 vs. VMI (1/13/22) |

| FREE THROWS ATTEMPTED | |
|-----------------------|----------------------|
| Season | -- |
| Career | 12 vs. VMI (1/13/22) |

| REBOUNDS | |
|----------|-----------------------------------|
| Season | 6 vs. William Carey (11/7/22) |
| Career | 16 at Georgia Southern (12/13/20) |

| ASSISTS | |
|---------|-------------------------------|
| Season | 2 vs. William Carey (11/7/22) |
| Career | 7 vs. Samford (1/5/22) |

| BLOCKED SHOTS | |
|---------------|----------------------------|
| Season | -- |
| Career | 3 (2x) vs. Life (11/16/21) |

| STEALS | |
|--------|-------------------------------|
| Season | 1 vs. William Carey (11/7/22) |
| Career | 4 vs. Life (11/16/21) |

| MINUTES | |
|---------|--------------------------------|
| Season | 26 vs. William Carey (11/7/22) |
| Career | 42 at Winthrop (11/13/21) |

SEASON STATS

| PPG | RPG | APG | FG% | 3FG% | FT% |
|-----|-----|-----|------|------|------|
| 8.0 | 6.0 | 2.0 | 50.0 | .000 | .000 |

THE HAASE FILE

- Tabbed Preseason All-Sun Belt Second Team, Lindy's Sports Newcomer of the Year and Lindy's Preseason All-Sun Belt First Team
- Has played 127 career games and has 1,228 career points over four seasons at Mercer and South Carolina
- Recorded 41 points and 10 rebounds against Winthrop last season, making him the only SoCon player to record those numbers
- Has represented the Chilean National Team with teammates Nico Aguirre and Marcelo Perez
- Prepped at Miami Christian under current assistant coach Juan Cardona

#22 HAASE, Felipe

| Opponent | Date | GS | MIN | Total | | 3-Pointers | | Free throws | | Rebounds | | | | PF | A | TO | BLK | STL | PTS | AVG |
|---------------|------------|----------|--------------|------------|-------------|------------|-------------|-------------|-------------|----------|----------|----------|------------|----------|----------|----------|----------|----------|----------|------------|
| | | | | FG-FGA | PCT | 3FG-3FGA | PCT | FT-FTA | PCT | OFF | DEF | TOT | AVG | | | | | | | |
| William Carey | 11/07/2022 | * | 25:53 | 4-8 | .500 | 0-2 | .000 | 0-0 | .000 | 3 | 3 | 6 | 6.0 | 3 | 2 | 0 | 0 | 1 | 8 | 8.0 |
| Totals | | 1 | 25:53 | 4-8 | .500 | 0-2 | .000 | 0-0 | .000 | 3 | 3 | 6 | 6.0 | 3 | 2 | 0 | 0 | 1 | 8 | 8.0 |

Player Averages

| Games Played | Minutes/game | Points/game | FG Pct | 3FG Pct | FT Pct | Rebounds/game | Assists/game | Turnovers/game | Assist/Turnover ratio | Steals/game | Blocks/game |
|--------------|--------------|-------------|--------|---------|--------|---------------|--------------|----------------|-----------------------|-------------|-------------|
| 1 | 25.9 | 8.0 | 50.0 | 0.0 | 0.0 | 6.0 | 2.0 | 0.0 | 2.0 | 1.0 | 0.0 |

HAASE'S CAREER STATS

| YEAR | G-GS | MIN-AVG | FG-FGA | PCT | 3P-3PA | PCT | FT-FTA | PCT | OFF | DEF | TOT | AVG | PF | FO | AST | TO | BLK | STL | PTS | PTS-AVG |
|--------------------|---------------|------------------|----------------|-------------|----------------|-------------|----------------|-------------|------------|------------|------------|------------|------------|----------|------------|------------|-----------|-----------|-------------|------------|
| 2017-18 (USC) | 33-0 | 647-19.6 | 71-186 | .382 | 25-94 | .266 | 25-34 | .735 | 35 | 93 | 128 | 3.9 | 61 | 0 | 32 | 34 | 5 | 16 | 192 | 5.8 |
| 2018-19 (USC) | 32-8 | 752-23.5 | 62-153 | .405 | 33-80 | .413 | 46-56 | .821 | 44 | 77 | 121 | 3.8 | 81 | 0 | 35 | 47 | 10 | 15 | 203 | 6.3 |
| 2019-20 | | | | | | | | | | | | | | | | | | | | |
| REDSHIRT AT MERCER | | | | | | | | | | | | | | | | | | | | |
| 2020-21 (MU) | 29-29 | 865-29.8 | 126-270 | .467 | 59-150 | .393 | 35-51 | .686 | 41 | 180 | 221 | 7.6 | 70 | 3 | 77 | 47 | 11 | 21 | 346 | 11.9 |
| 2021-22 (MU) | 33-32 | 1,130-34.2 | 160-332 | .482 | 71-175 | .406 | 96-111 | .865 | 36 | 148 | 184 | 5.6 | 54 | 0 | 99 | 57 | 17 | 41 | 487 | 14.8 |
| 2022-23 | 1-1 | 26-25.9 | 4-8 | .500 | 0-2 | .000 | 0-2 | .000 | 3 | 3 | 6 | 6.0 | 3 | 0 | 2 | 0 | 0 | 1 | 8 | 8.0 |
| TOTALS | 128-70 | 3416-26.7 | 423-949 | .446 | 188-501 | .375 | 202-252 | .802 | 159 | 501 | 660 | 5.2 | 269 | 5 | 245 | 185 | 43 | 94 | 1236 | 9.7 |

25

G | SR.



MARCELO PEREZ

Guard | 6-4 | 217 | Senior | Talca, Chile | Miami Christian | Barry

SUPERLATIVES

| EXTRAS | CAREER |
|-------------------------------|--------|
| Double-Doubles | 0 |
| Triple-Doubles | 0 |
| Double Figure Scoring | 0 |
| Double Figure Rebounds | 0 |
| Double Figure Assists | 0 |
| Southern Miss Leader Scoring | 0 |
| Southern Miss Leader Rebounds | 0 |
| Southern Miss Leader Assists | 0 |
| Scoring 20+ Points | 0 |
| Scoring 30+ Points | 0 |
| 3+ Three Pointers | 0 |
| 5+ Assists | 0 |
| 5+ Blocked Shots | 0 |
| 5+ Steals | 0 |

PERSONAL HIGHS

| | |
|--------------------------------------|-------------------------------|
| POINTS | |
| Season | 6 vs. William Carey (11/7/22) |
| Career | 6 vs. William Carey (11/7/22) |
| FIELD GOALS MADE | |
| Season | 2 vs. William Carey (11/7/22) |
| Career | 2 vs. William Carey (11/7/22) |
| FIELD GOALS ATTEMPTED | |
| Season | 3 vs. William Carey (11/7/22) |
| Career | 3 vs. William Carey (11/7/22) |
| 3-POINT FIELD GOALS MADE | |
| Season | -- |
| Career | -- |
| 3-POINT FIELD GOALS ATTEMPTED | |
| Season | 1 vs. William Carey (11/7/22) |
| Career | 1 vs. William Carey (11/7/22) |
| FREE THROWS | |
| Season | 2 vs. William Carey (11/7/22) |
| Career | 2 vs. William Carey (11/7/22) |
| FREE THROWS ATTEMPTED | |
| Season | 2 vs. William Carey (11/7/22) |
| Career | 2 vs. William Carey (11/7/22) |
| REBOUNDS | |
| Season | 2 vs. William Carey (11/7/22) |
| Career | 2 vs. William Carey (11/7/22) |
| ASSISTS | |
| Season | -- |
| Career | -- |
| BLOCKED SHOTS | |
| Season | -- |
| Career | -- |
| STEALS | |
| Season | -- |
| Career | -- |
| MIUNTES | |
| Season | 7 vs. William Carey (11/7/22) |
| Career | 7 vs. William Carey (11/7/22) |

SEASON STATS

| PPG | RPG | APG | FG% | 3FG% | FT% |
|-----|-----|-----|------|------|-------|
| 6.0 | 2.0 | 0.0 | 66.7 | .000 | 100.0 |

THE PEREZ FILE

- Played 79 career games at Division II Barry before joining Southern Miss this summer
- Has represented the Chilean National Team with current Golden Eagles Felipe Haase and Nico Aguirre
- Won a Class 2A State Championship at Miami Christian under current assistant coach Juan Cardona
- Was rated the No. 6 player in the state of the Florida coming out of high school

#25 PEREZ, Marcelo

| Opponent | Date | GS | MIN | Total | | 3-Pointers | | Free throws | | Rebounds | | | | PF A TO BLK STL PTS AVG | | | | | | | |
|---------------|------------|----------|--------------|------------|-------------|------------|-------------|-------------|--------------|----------|----------|----------|------------|-------------------------|----------|----------|----------|----------|----------|----------|------------|
| | | | | FG-FGA | PCT | 3FG-3FGA | PCT | FT-FTA | PCT | OFF | DEF | TOT | AVG | PF | A | TO | BLK | STL | PTS | AVG | |
| William Carey | 11/07/2022 | | 07:17 | 2-3 | .667 | 0-1 | .000 | 2-2 | 1.000 | 0 | 2 | 2 | 2.0 | 0 | 0 | 1 | 0 | 0 | 0 | 6 | 6.0 |
| Totals | | 0 | 07:17 | 2-3 | .667 | 0-1 | .000 | 2-2 | 1.000 | 0 | 2 | 2 | 2.0 | 0 | 0 | 1 | 0 | 0 | 0 | 6 | 6.0 |

Player Averages

| Games Played | Minutes/game | Points/game | FG Pct | 3FG Pct | FT Pct | Rebounds/game | Assists/game | Turnovers/game | Assist/Turnover ratio | Steals/game | Blocks/game |
|--------------|--------------|-------------|--------|---------|--------|---------------|--------------|----------------|-----------------------|-------------|-------------|
| 1 | 7.3 | 6.0 | 66.7 | 0.0 | 100.0 | 2.0 | 0.0 | 1.0 | 0.0 | 0.0 | 0.0 |

PEREZ'S CAREER STATS

| YEAR | G-GS | MIN-AVG | FG-FGA | PCT | 3P-3PA | PCT | FT-FTA | PCT | OFF | DEF | TOT | AVG | PF | FO | AST | TO | BLK | STL | PTS-AVG |
|---------------|------------|--------------|------------|-------------|------------|-------------|------------|--------------|----------|----------|----------|------------|----------|----------|----------|----------|----------|----------|--------------|
| 2022-23 | 1-0 | 7-7.3 | 2-3 | .667 | 0-1 | .000 | 2-2 | 1.000 | 0 | 2 | 2 | 2.0 | 0 | 0 | 0 | 1 | 0 | 0 | 6-6.0 |
| TOTALS | 1-0 | 7-7.3 | 2-3 | .667 | 0-1 | .000 | 2-2 | 1.000 | 0 | 2 | 2 | 2.0 | 0 | 0 | 0 | 1 | 0 | 0 | 6-6.0 |

55

G | JR.



TATE RYDER

Guard | 6-0 | 167 | Junior | Oak Grove, Miss. | Oak Grove HS | East Central CC

SUPERLATIVES

| EXTRAS | CAREER |
|-------------------------------|--------|
| Double-Doubles | 0 |
| Triple-Doubles | 0 |
| Double Figure Scoring | 0 |
| Double Figure Rebounds | 0 |
| Double Figure Assists | 0 |
| Southern Miss Leader Scoring | 0 |
| Southern Miss Leader Rebounds | 0 |
| Southern Miss Leader Assists | 0 |
| Scoring 20+ Points | 0 |
| Scoring 30+ Points | 0 |
| 3+ Three Pointers | 0 |
| 5+ Assists | 0 |
| 5+ Blocked Shots | 0 |
| 5+ Steals | 0 |

PERSONAL HIGHS

| POINTS | |
|--------|-------------------------------|
| Season | 3 vs. William Carey (11/7/22) |
| Career | 3 vs. William Carey (11/7/22) |

| FIELD GOALS MADE | |
|------------------|--|
| Season | 1 vs. William Carey (11/7/22) |
| Career | 1 (2x) Last: vs. William Carey (11/7/22) |

| FIELD GOALS ATTEMPTED | |
|-----------------------|--------------------------------------|
| Season | 1 vs. William Carey (11/7/22) |
| Career | 4 vs. Southeastern Baptist (1/19/22) |

| 3-POINT FIELD GOALS MADE | |
|--------------------------|-------------------------------|
| Season | 1 vs. William Carey (11/7/22) |
| Career | 1 vs. William Carey (11/7/22) |

| 3-POINT FIELD GOALS ATTEMPTED | |
|-------------------------------|--------------------------------------|
| Season | 1 vs. William Carey (11/7/22) |
| Career | 2 vs. Southeastern Baptist (1/19/22) |

| FREE THROWS | |
|-------------|--------------------------------------|
| Season | -- |
| Career | 2 vs. Southeastern Baptist (1/19/22) |

| FREE THROWS ATTEMPTED | |
|-----------------------|--------------------------------------|
| Season | -- |
| Career | 2 vs. Southeastern Baptist (1/19/22) |

| REBOUNDS | |
|----------|----|
| Season | -- |
| Career | -- |

| ASSISTS | |
|---------|----|
| Season | -- |
| Career | -- |

| BLOCKED SHOTS | |
|---------------|----|
| Season | -- |
| Career | -- |

| STEALS | |
|--------|----|
| Season | -- |
| Career | -- |

| MINUTES | |
|---------|--------------------------------------|
| Season | 3 vs. William Carey (11/7/22) |
| Career | 6 vs. Southeastern Baptist (1/19/22) |

SEASON STATS

| PPG | RPG | APG | FG% | 3FG% | FT% |
|-----|-----|-----|-------|-------|------|
| 3.0 | 0.0 | 0.0 | 100.0 | 100.0 | .000 |

THE RYDER FILE

- Appeared in 12 games for the Golden Eagles last summer
- Made his collegiate debut against William Carey and scored his first points at TCU on Nov. 15.
- Prepped at Oak Grove High School
- Both of his parents were track student-athletes at Southern Miss. Father, Robin, owns the school record in the 3,000m run.

#55 RYDER, Tate

| Opponent | Date | GS | MIN | Total | | 3-Pointers | | Free throws | | Rebounds | | | | PF | A | TO | BLK | STL | PTS | AVG |
|---------------|------------|----------|--------------|------------|--------------|------------|--------------|-------------|-------------|----------|----------|----------|------------|----------|----------|----------|----------|----------|----------|------------|
| | | | | FG-FGA | PCT | 3FG-3FGA | PCT | FT-FTA | PCT | OFF | DEF | TOT | AVG | | | | | | | |
| William Carey | 11/07/2022 | | 03:01 | 1-1 | 1.000 | 1-1 | 1.000 | 0-0 | .000 | 0 | 0 | 0 | 0.0 | 0 | 0 | 0 | 0 | 0 | 3 | 3.0 |
| Totals | | 0 | 03:01 | 1-1 | 1.000 | 1-1 | 1.000 | 0-0 | .000 | 0 | 0 | 0 | 0.0 | 0 | 0 | 0 | 0 | 0 | 3 | 3.0 |

Player Averages

| Games Played | Minutes/ game | Points/ game | FG Pct | 3FG Pct | FT Pct | Rebounds/ game | Assists/ game | Turnovers/ game | Assist/Turnover ratio | Steals/ game | Blocks/ game |
|--------------|---------------|--------------|--------|---------|--------|----------------|---------------|-----------------|-----------------------|--------------|--------------|
| 1 | 3.0 | 3.0 | 100.0 | 100.0 | 0.0 | 0.0 | 0.0 | 0.0 | 0.0 | 0.0 | 0.0 |

RYDER'S CAREER STATS

| YEAR | G-GS | MIN-AVG | FG-FGA | PCT | 3P-3PA | PCT | FT-FTA | PCT | OFF | DEF | TOT | AVG | PF | FO | AST | TO | BLK | STL | PTS-AVG |
|---------------|-------------|---------------|------------|-------------|------------|-------------|------------|--------------|----------|----------|----------|------------|----------|----------|----------|----------|----------|----------|--------------|
| 2021-22 | 12-0 | 16-1.4 | 1-8 | .125 | 0-4 | .000 | 2-2 | 1.000 | 0 | 0 | 0 | 0.0 | 2 | 0 | 0 | 0 | 0 | 0 | 4-0.3 |
| 2022-23 | 1-0 | 3-3.0 | 1-1 | 1.000 | 1-1 | 1.000 | 0-0 | .000 | 0 | 0 | 0 | 0.0 | 0 | 0 | 0 | 0 | 0 | 0 | 3-3.0 |
| TOTALS | 13-0 | 19-1.5 | 2-9 | .222 | 1-5 | .200 | 2-2 | 1.000 | 0 | 0 | 0 | 0.0 | 2 | 0 | 0 | 0 | 0 | 0 | 7-0.5 |



**2022-23 Southern Miss. Men's Basketball
 Season Schedule/Results & Leaders
 All games**

Game Records

| Record | Overall | Home | Away | Neutral |
|----------------|---------|------|------|---------|
| ALL GAMES | 1-0 | 1-0 | 0-0 | 0-0 |
| CONFERENCE | 0-0 | 0-0 | 0-0 | 0-0 |
| NON-CONFERENCE | 1-0 | 1-0 | 0-0 | 0-0 |

Team Results

| Date | Opponent | | Score | Att. | High Points | High Rebounds |
|------------|---------------|---|-------|------|----------------------|------------------|
| 11/07/2022 | William Carey | W | 75-42 | 2523 | (15) CROWLEY, Austin | (9) HART, Victor |

Attendance Summary

| | Games | Attend | Avg/Game |
|--------------|----------|-------------|-------------|
| Home | 1 | 2523 | 2523 |
| Away | 0 | 0 | 0 |
| Neutral | 0 | 0 | 0 |
| Total | 1 | 2523 | 2523 |



**2022-23 Southern Miss. Men's Basketball
Combined Team Statistics
All games**

Game Records

| Record | Overall | Home | Away | Neutral |
|----------------|---------|------|------|---------|
| ALL GAMES | 1-0 | 1-0 | 0-0 | 0-0 |
| CONFERENCE | 0-0 | 0-0 | 0-0 | 0-0 |
| NON-CONFERENCE | 1-0 | 1-0 | 0-0 | 0-0 |

Score by Periods

| Team | 1st | 2nd | OT | TOT |
|----------------|-----|-----|----|-----|
| Southern Miss. | 27 | 48 | 0 | 75 |
| Opponents | 22 | 20 | 0 | 42 |

Team Box Score

| No. | Player | Total | | | 3-Point | | F-Throw | | Rebounds | | | | PF DQ A TO BLK STL PTS AVG | | | | | | | | | |
|------------------|---------------------|----------|------------|------|--------------|-------------|-------------|-------------|--------------|-------------|-----------|-----------|----------------------------|-------------|-----------|----------|-----------|-----------|----------|-----------|-----------|-------------|
| | | GP-GS | MIN | AVG | FG-FGA | FG% | 3FG-3FGA | 3FG% | FT-FTA | FT% | OFF | DEF | TOT | AVG | PF | DQ | A | TO | BLK | STL | PTS | AVG |
| 1 | CROWLEY, Austin | 1-1 | 26:28 | 26.5 | 7-12 | .583 | 1-2 | .500 | 0-0 | .000 | 1 | 2 | 3 | 3.0 | 2 | 0 | 0 | 1 | 0 | 4 | 15 | 15.0 |
| 4 | HARRIS, Denijay | 1-0 | 13:52 | 13.9 | 6-7 | .857 | 0-0 | .000 | 2-4 | .500 | 1 | 0 | 1 | 1.0 | 0 | 0 | 0 | 0 | 0 | 0 | 14 | 14.0 |
| 22 | HAASE, Felipe | 1-1 | 25:53 | 25.9 | 4-8 | .500 | 0-2 | .000 | 0-0 | .000 | 3 | 3 | 6 | 6.0 | 3 | 0 | 2 | 0 | 0 | 1 | 8 | 8.0 |
| 15 | IVORY, Donovan | 1-0 | 13:36 | 13.6 | 3-5 | .600 | 1-2 | .500 | 1-2 | .500 | 1 | 1 | 2 | 2.0 | 0 | 0 | 1 | 1 | 0 | 0 | 8 | 8.0 |
| 25 | PEREZ, Marcelo | 1-0 | 07:17 | 7.3 | 2-3 | .667 | 0-1 | .000 | 2-2 | 1.000 | 0 | 2 | 2 | 2.0 | 0 | 0 | 0 | 1 | 0 | 0 | 6 | 6.0 |
| 3 | ARNOLD, Mo | 1-1 | 25:08 | 25.1 | 2-4 | .500 | 0-1 | .000 | 2-4 | .500 | 0 | 3 | 3 | 3.0 | 3 | 0 | 5 | 3 | 0 | 2 | 6 | 6.0 |
| 0 | MORMAN, Tyler | 1-0 | 12:11 | 12.2 | 3-4 | .750 | 0-0 | .000 | 0-2 | .000 | 2 | 0 | 2 | 2.0 | 1 | 0 | 0 | 0 | 0 | 0 | 6 | 6.0 |
| 12 | AGUIRRE, Nico | 1-0 | 09:35 | 9.6 | 1-2 | .500 | 0-1 | .000 | 1-1 | 1.000 | 1 | 0 | 1 | 1.0 | 1 | 0 | 0 | 0 | 0 | 2 | 3 | 3.0 |
| 55 | RYDER, Tate | 1-0 | 03:01 | 3.0 | 1-1 | 1.000 | 1-1 | 1.000 | 0-0 | .000 | 0 | 0 | 0 | 0.0 | 0 | 0 | 0 | 0 | 0 | 0 | 3 | 3.0 |
| 2 | ALVAREZ, Neftali | 1-1 | 22:44 | 22.7 | 1-8 | .125 | 0-2 | .000 | 1-2 | .500 | 0 | 1 | 1 | 1.0 | 0 | 0 | 4 | 2 | 0 | 1 | 3 | 3.0 |
| 11 | HART, Victor | 1-0 | 13:58 | 14.0 | 1-5 | .200 | 0-2 | .000 | 0-0 | .000 | 3 | 6 | 9 | 9.0 | 4 | 0 | 1 | 2 | 0 | 2 | 2 | 2.0 |
| 5 | PINCKNEY, DeAndre | 1-1 | 13:22 | 13.4 | 0-5 | .000 | 0-1 | .000 | 1-4 | .250 | 2 | 2 | 4 | 4.0 | 0 | 0 | 1 | 1 | 0 | 2 | 1 | 1.0 |
| 20 | ARMSTRONG, Jeffery | 1-0 | 07:32 | 7.5 | 0-1 | .000 | 0-0 | .000 | 0-0 | .000 | 2 | 0 | 2 | 2.0 | 1 | 0 | 0 | 1 | 0 | 0 | 0 | 0.0 |
| 14 | ALFONSO, Trey | 1-0 | 02:22 | 2.4 | 0-0 | .000 | 0-0 | .000 | 0-0 | .000 | 0 | 0 | 0 | 0.0 | 0 | 0 | 0 | 0 | 1 | 0 | 0 | 0.0 |
| 21 | GRAFALS, GianFranco | 1-0 | 03:01 | 3.0 | 0-1 | .000 | 0-0 | .000 | 0-0 | .000 | 0 | 1 | 1 | 1.0 | 0 | 0 | 0 | 1 | 0 | 1 | 0 | 0.0 |
| Team | | | | | | | | | | | 3 | 1 | 4 | | | | | 1 | | | | |
| Total | | 1 | 200 | | 31-66 | .470 | 3-15 | .200 | 10-21 | .476 | 19 | 22 | 41 | 41.0 | 15 | 0 | 14 | 14 | 1 | 15 | 75 | 75.0 |
| Opponents | | 1 | 200 | | 13-42 | .310 | 6-21 | .286 | 10-16 | .625 | 10 | 22 | 32 | 32.0 | 17 | 0 | 6 | 30 | 3 | 8 | 42 | 42.0 |

Team Statistics

| | USM | OPP |
|------------------------|--------------|--------------|
| Scoring | 75 | 42 |
| Points per game | 75.0 | 42.0 |
| Scoring margin | +33.0 | - |
| Field goals-att | 31-66 | 13-42 |
| Field goal pct | .470 | .310 |
| 3 point fg-att | 3-15 | 6-21 |
| 3-point FG pct | .200 | .286 |
| 3-pt FG made per game | 3.0 | 6.0 |
| Free throws-att | 10-21 | 10-16 |
| Free throw pct | .476 | .625 |
| F-Throws made per game | 10.0 | 10.0 |
| Rebounds | 41 | 32 |
| Rebounds per game | 41.0 | 32.0 |
| Rebounding margin | +9.0 | - |
| Assists | 14 | 6 |
| Assists per game | 14.0 | 6.0 |
| Turnovers | 14 | 30 |
| Turnovers per game | 14.0 | 30.0 |
| Turnover margin | +16.0 | - |
| Assist/turnover ratio | 1.0 | 0.2 |
| Steals | 15 | 8 |
| Steals per game | 15.0 | 8.0 |
| Blocks | 1 | 3 |
| Blocks per game | 1.0 | 3.0 |
| Winning streak | 1 | - |
| Home win streak | 1 | - |
| Attendance | 2523 | 0 |
| Home games-Avg/Game | 1-2523 | 0-0 |
| Neutral site-Avg/Game | - | 0-0 |

Team Results

| Date | Opponent | Score | Att. |
|------------|---------------|---------|------|
| 11/07/2022 | William Carey | W 75-42 | 2523 |



**2022-23 Southern Miss. Men's Basketball
Season/Career Statistics
All games**

Summary

| Player | Season Statistics | | | | | | | | | | Career Statistics | | | | | | | | | |
|---------------------|-------------------|-------|-------|-------|-------|-----|-----|-----|-----|-------|-------------------|-------|------|------|-------|-----|-----|-----|-----|-------|
| | GP-GS | MIN/G | FG% | 3FG% | FT% | R/G | A/G | STL | BLK | PTS/G | GP-GS | MIN/G | FG% | 3FG% | FT% | R/G | A/G | STL | BLK | PTS/G |
| AGUIRRE, Nico | 1-0 | 9.6 | .500 | .000 | 1.000 | 1.0 | 0.0 | 2 | 0 | 3.0 | 1-0 | 9.6 | .500 | .000 | 1.000 | 1.0 | 0.0 | 2 | 0 | 3.0 |
| ALFONSO, Trey | 1-0 | 2.4 | .000 | .000 | .000 | 0.0 | 0.0 | 0 | 1 | 0.0 | 9-0 | 1.5 | .500 | .500 | .000 | 0.3 | 0.0 | 3 | 1 | 0.6 |
| ALVAREZ, Neftali | 1-1 | 22.7 | .125 | .000 | .500 | 1.0 | 4.0 | 1 | 0 | 3.0 | 70-68 | 30.6 | .437 | .276 | .677 | 3.5 | 3.7 | 95 | 13 | 12.3 |
| ARMSTRONG, Jeffery | 1-0 | 7.5 | .000 | .000 | .000 | 2.0 | 0.0 | 0 | 0 | 0.0 | 36-2 | 7.4 | .286 | .188 | .333 | 0.6 | 0.6 | 10 | 2 | 0.4 |
| ARNOLD, Mo | 1-1 | 25.1 | .500 | .000 | .500 | 3.0 | 5.0 | 2 | 0 | 6.0 | 84-58 | 25.1 | .374 | .254 | .531 | 3.4 | 2.1 | 59 | 10 | 4.9 |
| CROWLEY, Austin | 1-1 | 26.5 | .583 | .500 | .000 | 3.0 | 0.0 | 4 | 0 | 15.0 | 91-15 | 15.8 | .387 | .307 | .787 | 1.6 | 1.6 | 44 | 12 | 3.5 |
| GRAFALS, GianFranco | 1-0 | 3.0 | .000 | .000 | .000 | 1.0 | 0.0 | 1 | 0 | 0.0 | 22-21 | 33.6 | .477 | .357 | .721 | 6.6 | 1.6 | 31 | 10 | 19.5 |
| HAASE, Felipe | 1-1 | 25.9 | .500 | .000 | .000 | 6.0 | 2.0 | 1 | 0 | 8.0 | 128-70 | 26.7 | .446 | .375 | .802 | 5.2 | 1.9 | 94 | 43 | 9.7 |
| HARRIS, Denijay | 1-0 | 13.9 | .857 | .000 | .500 | 1.0 | 0.0 | 0 | 0 | 14.0 | 55-21 | 15.4 | .490 | .000 | .594 | 3.1 | 0.5 | 27 | 7 | 3.3 |
| HART, Victor | 1-0 | 14.0 | .200 | .000 | .000 | 9.0 | 1.0 | 2 | 0 | 2.0 | 15-0 | 7.7 | .267 | .200 | .643 | 1.7 | 0.4 | 3 | 1 | 1.8 |
| IVORY, Donovan | 1-0 | 13.6 | .600 | .500 | .500 | 2.0 | 1.0 | 0 | 0 | 8.0 | 16-9 | 25.6 | .387 | .319 | .869 | 4.1 | 1.8 | 7 | 15 | 11.6 |
| MORMAN, Tyler | 1-0 | 12.2 | .750 | .000 | .000 | 2.0 | 0.0 | 0 | 0 | 6.0 | 46-2 | 9.4 | .605 | .000 | .429 | 1.8 | 0.3 | 8 | 9 | 1.3 |
| PEREZ, Marcelo | 1-0 | 7.3 | .667 | .000 | 1.000 | 2.0 | 0.0 | 0 | 0 | 6.0 | 1-0 | 7.3 | .667 | .000 | 1.000 | 2.0 | 0.0 | 0 | 0 | 6.0 |
| PINCKNEY, DeAndre | 1-1 | 13.4 | .000 | .000 | .250 | 4.0 | 1.0 | 2 | 0 | 1.0 | 55-41 | 23.6 | .467 | .300 | .702 | 5.1 | 0.6 | 28 | 26 | 8.5 |
| RYDER, Tate | 1-0 | 3.0 | 1.000 | 1.000 | .000 | 0.0 | 0.0 | 0 | 0 | 3.0 | 13-0 | 1.5 | .222 | .200 | 1.000 | 0.0 | 0.0 | 0 | 0 | 0.5 |

Scoring

| Player | Season Statistics | | | | | | | | Career Statistics | | | | | | | |
|---------------------|-------------------|-------|----------|-------|--------|-------|-----|-------|-------------------|------|----------|------|---------|-------|------|-------|
| | FG-FGA | FG% | 3FG-3FGA | 3FG% | FT-FTA | FT% | PTS | PTS/G | FG-FGA | FG% | 3FG-3FGA | 3FG% | FT-FTA | FT% | PTS | PTS/G |
| AGUIRRE, Nico | 1-2 | .500 | 0-1 | .000 | 1-1 | 1.000 | 3 | 3.0 | 1-2 | .500 | 0-1 | .000 | 1-1 | 1.000 | 3 | 3.0 |
| ALFONSO, Trey | 0-0 | .000 | 0-0 | .000 | 0-0 | .000 | 0 | 0.0 | 2-4 | .500 | 1-2 | .500 | 0-0 | .000 | 5 | 0.6 |
| ALVAREZ, Neftali | 1-8 | .125 | 0-2 | .000 | 1-2 | .500 | 3 | 3.0 | 323-739 | .437 | 61-221 | .276 | 151-223 | .677 | 858 | 12.3 |
| ARMSTRONG, Jeffery | 0-1 | .000 | 0-0 | .000 | 0-0 | .000 | 0 | 0.0 | 6-21 | .286 | 3-16 | .188 | 1-3 | .333 | 16 | 0.4 |
| ARNOLD, Mo | 2-4 | .500 | 0-1 | .000 | 2-4 | .500 | 6 | 6.0 | 162-433 | .374 | 31-122 | .254 | 60-113 | .531 | 415 | 4.9 |
| CROWLEY, Austin | 7-12 | .583 | 1-2 | .500 | 0-0 | .000 | 15 | 15.0 | 122-315 | .387 | 42-137 | .307 | 37-47 | .787 | 323 | 3.5 |
| GRAFALS, GianFranco | 0-1 | .000 | 0-0 | .000 | 0-0 | .000 | 0 | 0.0 | 153-321 | .477 | 30-84 | .357 | 93-129 | .721 | 429 | 19.5 |
| HAASE, Felipe | 4-8 | .500 | 0-2 | .000 | 0-0 | .000 | 8 | 8.0 | 423-949 | .446 | 188-501 | .375 | 202-252 | .802 | 1236 | 9.7 |
| HARRIS, Denijay | 6-7 | .857 | 0-0 | .000 | 2-4 | .500 | 14 | 14.0 | 71-145 | .490 | 0-1 | .000 | 38-64 | .594 | 180 | 3.3 |
| HART, Victor | 1-5 | .200 | 0-2 | .000 | 0-0 | .000 | 2 | 2.0 | 8-30 | .267 | 2-10 | .200 | 9-14 | .643 | 27 | 1.8 |
| IVORY, Donovan | 3-5 | .600 | 1-2 | .500 | 1-2 | .500 | 8 | 8.0 | 55-142 | .387 | 23-72 | .319 | 53-61 | .869 | 186 | 11.6 |
| MORMAN, Tyler | 3-4 | .750 | 0-0 | .000 | 0-2 | .000 | 6 | 6.0 | 23-38 | .605 | 0-0 | .000 | 12-28 | .429 | 58 | 1.3 |
| PEREZ, Marcelo | 2-3 | .667 | 0-1 | .000 | 2-2 | 1.000 | 6 | 6.0 | 2-3 | .667 | 0-1 | .000 | 2-2 | 1.000 | 6 | 6.0 |
| PINCKNEY, DeAndre | 0-5 | .000 | 0-1 | .000 | 1-4 | .250 | 1 | 1.0 | 171-366 | .467 | 39-130 | .300 | 87-124 | .702 | 468 | 8.5 |
| RYDER, Tate | 1-1 | 1.000 | 1-1 | 1.000 | 0-0 | .000 | 3 | 3.0 | 2-9 | .222 | 1-5 | .200 | 2-2 | 1.000 | 7 | 0.5 |

Totals

| Player | Season Statistics | | | | | | | | | Career Statistics | | | | | | |
|---------------------|-------------------|-------|-------|----|----|---|----|------|-------|-------------------|-------|-----|----|-----|-----|------|
| | O-REB | D-REB | TOTAL | PF | FO | A | TO | A/TO | O-REB | D-REB | TOTAL | PF | FO | A | TO | A/TO |
| AGUIRRE, Nico | 1 | 0 | 1 | 1 | 0 | 0 | 0 | 0.0 | 1 | 0 | 1 | 1 | 0 | 0 | 0 | 0.0 |
| ALFONSO, Trey | 0 | 0 | 0 | 0 | 0 | 0 | 0 | 0.0 | 1 | 2 | 3 | 0 | 0 | 0 | 2 | 0.0 |
| ALVAREZ, Neftali | 0 | 1 | 1 | 0 | 0 | 4 | 2 | 2.0 | 53 | 194 | 247 | 138 | 1 | 256 | 224 | 1.1 |
| ARMSTRONG, Jeffery | 2 | 0 | 2 | 1 | 0 | 0 | 1 | 0.0 | 5 | 15 | 20 | 24 | 0 | 22 | 5 | 4.4 |
| ARNOLD, Mo | 0 | 3 | 3 | 3 | 0 | 5 | 3 | 1.7 | 55 | 227 | 282 | 137 | 0 | 178 | 150 | 1.2 |
| CROWLEY, Austin | 1 | 2 | 3 | 2 | 0 | 0 | 1 | 0.0 | 22 | 126 | 148 | 115 | 2 | 150 | 91 | 1.6 |
| GRAFALS, GianFranco | 0 | 1 | 1 | 0 | 0 | 0 | 1 | 0.0 | 25 | 120 | 145 | 73 | 6 | 36 | 71 | 0.5 |
| HAASE, Felipe | 3 | 3 | 6 | 3 | 0 | 2 | 0 | 0.0 | 159 | 501 | 660 | 269 | 5 | 245 | 185 | 1.3 |
| HARRIS, Denijay | 1 | 0 | 1 | 0 | 0 | 0 | 0 | 0.0 | 53 | 120 | 173 | 70 | 0 | 29 | 53 | 0.5 |
| HART, Victor | 3 | 6 | 9 | 4 | 0 | 1 | 2 | 0.5 | 4 | 21 | 25 | 18 | 0 | 6 | 12 | 0.5 |
| IVORY, Donovan | 1 | 1 | 2 | 0 | 0 | 1 | 1 | 1.0 | 7 | 58 | 65 | 32 | 0 | 28 | 40 | 0.7 |
| MORMAN, Tyler | 2 | 0 | 2 | 1 | 0 | 0 | 0 | 0.0 | 28 | 54 | 82 | 79 | 1 | 15 | 28 | 0.5 |
| PEREZ, Marcelo | 0 | 2 | 2 | 0 | 0 | 0 | 1 | 0.0 | 0 | 2 | 2 | 0 | 0 | 0 | 1 | 0.0 |
| PINCKNEY, DeAndre | 2 | 2 | 4 | 0 | 0 | 1 | 1 | 1.0 | 77 | 205 | 282 | 126 | 4 | 32 | 66 | 0.5 |
| RYDER, Tate | 0 | 0 | 0 | 0 | 0 | 0 | 0 | 0.0 | 0 | 0 | 0 | 2 | 0 | 0 | 0 | 0.0 |





**2022-23 Southern Miss. Men's Basketball
Season Box Score
All games**

Game Records

| Record | Overall | Home | Away | Neutral |
|----------------|---------|------|------|---------|
| ALL GAMES | 1-0 | 1-0 | 0-0 | 0-0 |
| CONFERENCE | 0-0 | 0-0 | 0-0 | 0-0 |
| NON-CONFERENCE | 1-0 | 1-0 | 0-0 | 0-0 |

Team Box Score

| No. | Player | | | Total | | 3-Point | | F-Throw | | Rebounds | | | | | | | | | | | | |
|------------------|---------------------|----------|------------|-------|--------------|-------------|-------------|-------------|--------------|-------------|-----------|-----------|-----------|-------------|-----------|----------|-----------|-----------|----------|-----------|-----------|-------------|
| | | GP-GS | MIN | AVG | FG-FGA | FG% | 3FG-3FGA | 3FG% | FT-FTA | FT% | OFF | DEF | TOT | AVG | PF | DQ | A | TO | BLK | STL | PTS | AVG |
| 1 | CROWLEY, Austin | 1-1 | 26:28 | 26.5 | 7-12 | .583 | 1-2 | .500 | 0-0 | .000 | 1 | 2 | 3 | 3.0 | 2 | 0 | 0 | 1 | 0 | 4 | 15 | 15.0 |
| 4 | HARRIS, Denijay | 1-0 | 13:52 | 13.9 | 6-7 | .857 | 0-0 | .000 | 2-4 | .500 | 1 | 0 | 1 | 1.0 | 0 | 0 | 0 | 0 | 0 | 0 | 14 | 14.0 |
| 22 | HAASE, Felipe | 1-1 | 25:53 | 25.9 | 4-8 | .500 | 0-2 | .000 | 0-0 | .000 | 3 | 3 | 6 | 6.0 | 3 | 0 | 2 | 0 | 0 | 1 | 8 | 8.0 |
| 15 | IVORY, Donovan | 1-0 | 13:36 | 13.6 | 3-5 | .600 | 1-2 | .500 | 1-2 | .500 | 1 | 1 | 2 | 2.0 | 0 | 0 | 1 | 1 | 0 | 0 | 8 | 8.0 |
| 25 | PEREZ, Marcelo | 1-0 | 07:17 | 7.3 | 2-3 | .667 | 0-1 | .000 | 2-2 | 1.000 | 0 | 2 | 2 | 2.0 | 0 | 0 | 0 | 1 | 0 | 0 | 6 | 6.0 |
| 3 | ARNOLD, Mo | 1-1 | 25:08 | 25.1 | 2-4 | .500 | 0-1 | .000 | 2-4 | .500 | 0 | 3 | 3 | 3.0 | 3 | 0 | 5 | 3 | 0 | 2 | 6 | 6.0 |
| 0 | MORMAN, Tyler | 1-0 | 12:11 | 12.2 | 3-4 | .750 | 0-0 | .000 | 0-2 | .000 | 2 | 0 | 2 | 2.0 | 1 | 0 | 0 | 0 | 0 | 0 | 6 | 6.0 |
| 12 | AGUIRRE, Nico | 1-0 | 09:35 | 9.6 | 1-2 | .500 | 0-1 | .000 | 1-1 | 1.000 | 1 | 0 | 1 | 1.0 | 1 | 0 | 0 | 0 | 0 | 2 | 3 | 3.0 |
| 55 | RYDER, Tate | 1-0 | 03:01 | 3.0 | 1-1 | 1.000 | 1-1 | 1.000 | 0-0 | .000 | 0 | 0 | 0 | 0.0 | 0 | 0 | 0 | 0 | 0 | 0 | 3 | 3.0 |
| 2 | ALVAREZ, Neftali | 1-1 | 22:44 | 22.7 | 1-8 | .125 | 0-2 | .000 | 1-2 | .500 | 0 | 1 | 1 | 1.0 | 0 | 0 | 4 | 2 | 0 | 1 | 3 | 3.0 |
| 11 | HART, Victor | 1-0 | 13:58 | 14.0 | 1-5 | .200 | 0-2 | .000 | 0-0 | .000 | 3 | 6 | 9 | 9.0 | 4 | 0 | 1 | 2 | 0 | 2 | 2 | 2.0 |
| 5 | PINCKNEY, DeAndre | 1-1 | 13:22 | 13.4 | 0-5 | .000 | 0-1 | .000 | 1-4 | .250 | 2 | 2 | 4 | 4.0 | 0 | 0 | 1 | 1 | 0 | 2 | 1 | 1.0 |
| 20 | ARMSTRONG, Jeffery | 1-0 | 07:32 | 7.5 | 0-1 | .000 | 0-0 | .000 | 0-0 | .000 | 2 | 0 | 2 | 2.0 | 1 | 0 | 0 | 1 | 0 | 0 | 0 | 0.0 |
| 14 | ALFONSO, Trey | 1-0 | 02:22 | 2.4 | 0-0 | .000 | 0-0 | .000 | 0-0 | .000 | 0 | 0 | 0 | 0.0 | 0 | 0 | 0 | 0 | 1 | 0 | 0 | 0.0 |
| 21 | GRAFALS, GianFranco | 1-0 | 03:01 | 3.0 | 0-1 | .000 | 0-0 | .000 | 0-0 | .000 | 0 | 1 | 1 | 1.0 | 0 | 0 | 0 | 1 | 0 | 1 | 0 | 0.0 |
| Team | | | | | | | | | | | 3 | 1 | 4 | | | | | 1 | | | | |
| Total | | 1 | 200 | | 31-66 | .470 | 3-15 | .200 | 10-21 | .476 | 19 | 22 | 41 | 41.0 | 15 | 0 | 14 | 14 | 1 | 15 | 75 | 75.0 |
| Opponents | | 1 | 200 | | 13-42 | .310 | 6-21 | .286 | 10-16 | .625 | 10 | 22 | 32 | 32.0 | 17 | 0 | 6 | 30 | 3 | 8 | 42 | 42.0 |

Score by Periods

| Team | 1st | 2nd | OT | TOT |
|----------------|-----|-----|----|-----|
| Southern Miss. | 27 | 48 | 0 | 75 |
| Opponents | 22 | 20 | 0 | 42 |



**2022-23 Southern Miss. Men's Basketball
Team Game-by-Game
All games**

Page 1/1
as of Nov 08, 2022

| Opponent | Date | Score | Total | | 3-Pointers | | Free throws | | Rebounds | | | | | | | | | | |
|---------------|------------|-----------|--------------|-------------|-------------|-------------|--------------|-------------|-----------|-----------|-----------|-------------|-----------|-----------|-----------|----------|-----------|-----------|-------------|
| | | | FG-FGA | PCT | 3FG-3FGA | PCT | FT-FTA | PCT | OFF | DEF | TOT | AVG | PF | A | TO | BLK | STL | PTS | AVG |
| William Carey | 11/07/2022 | 75-42 W | 31-66 | .470 | 3-15 | .200 | 10-21 | .476 | 19 | 22 | 41 | 41.0 | 15 | 14 | 14 | 1 | 15 | 75 | 75.0 |
| Total | | 75 | 31-66 | .470 | 3-15 | .200 | 10-21 | .476 | 19 | 22 | 41 | 41.0 | 15 | 14 | 14 | 1 | 15 | 75 | 75.0 |
| Opponents | | 42 | 13-42 | .310 | 6-21 | .286 | 10-16 | .625 | 10 | 22 | 32 | 32.0 | 17 | 6 | 30 | 3 | 8 | 42 | 42.0 |

Southern Miss. Averages

| Games Played | Points/game | FG Pct | 3FG Pct | FT Pct | Rebounds/game | Assists/game | Turnovers/game | Assist/Turnover ratio | Steals/game | Blocks/game |
|--------------|-------------|--------|---------|--------|---------------|--------------|----------------|-----------------------|-------------|-------------|
| 1 | 75.0 | 47.0 | 20.0 | 47.6 | 41.0 | 14.0 | 14.0 | 1.0 | 15.0 | 1.0 |



**2022-23 Southern Miss. Men's Basketball
Team Overall Conference
All games**

Summary

| Player | Overall Statistics | | | | | | | | | | Conference Statistics | | | | | | | | | |
|---------------------|--------------------|-------|-------------|-------------|-------------|-------------|-------------|-----------|----------|-------------|-----------------------|-------|-------------|-------------|-------------|------------|------------|----------|----------|------------|
| | GP-GS | MIN/G | FG% | 3FG% | FT% | R/G | A/G | STL | BLK | PTS/G | GP-GS | MIN/G | FG% | 3FG% | FT% | R/G | A/G | STL | BLK | PTS/G |
| CROWLEY, Austin | 1-1 | 26.5 | .583 | .500 | .000 | 3.0 | 0.0 | 4 | 0 | 15.0 | 0-0 | 0.0 | .000 | .000 | .000 | 0.0 | 0.0 | 0 | 0 | 0.0 |
| HARRIS, Denijay | 1-0 | 13.9 | .857 | .000 | .500 | 1.0 | 0.0 | 0 | 0 | 14.0 | 0-0 | 0.0 | .000 | .000 | .000 | 0.0 | 0.0 | 0 | 0 | 0.0 |
| HAASE, Felipe | 1-1 | 25.9 | .500 | .000 | .000 | 6.0 | 2.0 | 1 | 0 | 8.0 | 0-0 | 0.0 | .000 | .000 | .000 | 0.0 | 0.0 | 0 | 0 | 0.0 |
| IVORY, Donovan | 1-0 | 13.6 | .600 | .500 | .500 | 2.0 | 1.0 | 0 | 0 | 8.0 | 0-0 | 0.0 | .000 | .000 | .000 | 0.0 | 0.0 | 0 | 0 | 0.0 |
| PEREZ, Marcelo | 1-0 | 7.3 | .667 | .000 | 1.000 | 2.0 | 0.0 | 0 | 0 | 6.0 | 0-0 | 0.0 | .000 | .000 | .000 | 0.0 | 0.0 | 0 | 0 | 0.0 |
| ARNOLD, Mo | 1-1 | 25.1 | .500 | .000 | .500 | 3.0 | 5.0 | 2 | 0 | 6.0 | 0-0 | 0.0 | .000 | .000 | .000 | 0.0 | 0.0 | 0 | 0 | 0.0 |
| MORMAN, Tyler | 1-0 | 12.2 | .750 | .000 | .000 | 2.0 | 0.0 | 0 | 0 | 6.0 | 0-0 | 0.0 | .000 | .000 | .000 | 0.0 | 0.0 | 0 | 0 | 0.0 |
| AGUIRRE, Nico | 1-0 | 9.6 | .500 | .000 | 1.000 | 1.0 | 0.0 | 2 | 0 | 3.0 | 0-0 | 0.0 | .000 | .000 | .000 | 0.0 | 0.0 | 0 | 0 | 0.0 |
| RYDER, Tate | 1-0 | 3.0 | 1.000 | 1.000 | .000 | 0.0 | 0.0 | 0 | 0 | 3.0 | 0-0 | 0.0 | .000 | .000 | .000 | 0.0 | 0.0 | 0 | 0 | 0.0 |
| ALVAREZ, Neftali | 1-1 | 22.7 | .125 | .000 | .500 | 1.0 | 4.0 | 1 | 0 | 3.0 | 0-0 | 0.0 | .000 | .000 | .000 | 0.0 | 0.0 | 0 | 0 | 0.0 |
| HART, Victor | 1-0 | 14.0 | .200 | .000 | .000 | 9.0 | 1.0 | 2 | 0 | 2.0 | 0-0 | 0.0 | .000 | .000 | .000 | 0.0 | 0.0 | 0 | 0 | 0.0 |
| PINCKNEY, DeAndre | 1-1 | 13.4 | .000 | .000 | .250 | 4.0 | 1.0 | 2 | 0 | 1.0 | 0-0 | 0.0 | .000 | .000 | .000 | 0.0 | 0.0 | 0 | 0 | 0.0 |
| ARMSTRONG, Jeffery | 1-0 | 7.5 | .000 | .000 | .000 | 2.0 | 0.0 | 0 | 0 | 0.0 | 0-0 | 0.0 | .000 | .000 | .000 | 0.0 | 0.0 | 0 | 0 | 0.0 |
| ALFONSO, Trey | 1-0 | 2.4 | .000 | .000 | .000 | 0.0 | 0.0 | 0 | 1 | 0.0 | 0-0 | 0.0 | .000 | .000 | .000 | 0.0 | 0.0 | 0 | 0 | 0.0 |
| GRAFALS, GianFranco | 1-0 | 3.0 | .000 | .000 | .000 | 1.0 | 0.0 | 1 | 0 | 0.0 | 0-0 | 0.0 | .000 | .000 | .000 | 0.0 | 0.0 | 0 | 0 | 0.0 |
| Totals | 1 | | .470 | .200 | .476 | 41.0 | 14.0 | 15 | 1 | 75.0 | 0 | | .000 | .000 | .000 | 0.0 | 0.0 | 0 | 0 | 0.0 |
| Opponent | 1 | | .310 | .286 | .625 | 32.0 | 6.0 | 8 | 3 | 42.0 | 0 | | .000 | .000 | .000 | 0.0 | 0.0 | 0 | 0 | 0.0 |

Scoring

| Player | Overall Statistics | | | | | | | | Conference Statistics | | | | | | | |
|---------------------|--------------------|-------------|-------------|-------------|--------------|-------------|-----------|-------------|-----------------------|-------------|------------|-------------|------------|-------------|----------|------------|
| | FG-FGA | FG% | 3FG-3FGA | 3FG% | FT-FTA | FT% | PTS | PTS/G | FG-FGA | FG% | 3FG-3FGA | 3FG% | FT-FTA | FT% | PTS | PTS/G |
| CROWLEY, Austin | 7-12 | .583 | 1-2 | .500 | 0-0 | .000 | 15 | 15.0 | 0-0 | .000 | 0-0 | .000 | 0-0 | .000 | 0 | 0.0 |
| HARRIS, Denijay | 6-7 | .857 | 0-0 | .000 | 2-4 | .500 | 14 | 14.0 | 0-0 | .000 | 0-0 | .000 | 0-0 | .000 | 0 | 0.0 |
| HAASE, Felipe | 4-8 | .500 | 0-2 | .000 | 0-0 | .000 | 8 | 8.0 | 0-0 | .000 | 0-0 | .000 | 0-0 | .000 | 0 | 0.0 |
| IVORY, Donovan | 3-5 | .600 | 1-2 | .500 | 1-2 | .500 | 8 | 8.0 | 0-0 | .000 | 0-0 | .000 | 0-0 | .000 | 0 | 0.0 |
| PEREZ, Marcelo | 2-3 | .667 | 0-1 | .000 | 2-2 | 1.000 | 6 | 6.0 | 0-0 | .000 | 0-0 | .000 | 0-0 | .000 | 0 | 0.0 |
| ARNOLD, Mo | 2-4 | .500 | 0-1 | .000 | 2-4 | .500 | 6 | 6.0 | 0-0 | .000 | 0-0 | .000 | 0-0 | .000 | 0 | 0.0 |
| MORMAN, Tyler | 3-4 | .750 | 0-0 | .000 | 0-2 | .000 | 6 | 6.0 | 0-0 | .000 | 0-0 | .000 | 0-0 | .000 | 0 | 0.0 |
| AGUIRRE, Nico | 1-2 | .500 | 0-1 | .000 | 1-1 | 1.000 | 3 | 3.0 | 0-0 | .000 | 0-0 | .000 | 0-0 | .000 | 0 | 0.0 |
| RYDER, Tate | 1-1 | 1.000 | 1-1 | 1.000 | 0-0 | .000 | 3 | 3.0 | 0-0 | .000 | 0-0 | .000 | 0-0 | .000 | 0 | 0.0 |
| ALVAREZ, Neftali | 1-8 | .125 | 0-2 | .000 | 1-2 | .500 | 3 | 3.0 | 0-0 | .000 | 0-0 | .000 | 0-0 | .000 | 0 | 0.0 |
| HART, Victor | 1-5 | .200 | 0-2 | .000 | 0-0 | .000 | 2 | 2.0 | 0-0 | .000 | 0-0 | .000 | 0-0 | .000 | 0 | 0.0 |
| PINCKNEY, DeAndre | 0-5 | .000 | 0-1 | .000 | 1-4 | .250 | 1 | 1.0 | 0-0 | .000 | 0-0 | .000 | 0-0 | .000 | 0 | 0.0 |
| ARMSTRONG, Jeffery | 0-1 | .000 | 0-0 | .000 | 0-0 | .000 | 0 | 0.0 | 0-0 | .000 | 0-0 | .000 | 0-0 | .000 | 0 | 0.0 |
| ALFONSO, Trey | 0-0 | .000 | 0-0 | .000 | 0-0 | .000 | 0 | 0.0 | 0-0 | .000 | 0-0 | .000 | 0-0 | .000 | 0 | 0.0 |
| GRAFALS, GianFranco | 0-1 | .000 | 0-0 | .000 | 0-0 | .000 | 0 | 0.0 | 0-0 | .000 | 0-0 | .000 | 0-0 | .000 | 0 | 0.0 |
| Totals | 31-66 | .470 | 3-15 | .200 | 10-21 | .476 | 75 | 75.0 | 0-0 | .000 | 0-0 | .000 | 0-0 | .000 | 0 | 0.0 |
| Opponent | 13-42 | .310 | 6-21 | .286 | 10-16 | .625 | 42 | 42.0 | 0-0 | .000 | 0-0 | .000 | 0-0 | .000 | 0 | 0.0 |



**2022-23 Southern Miss. Men's Basketball
 Team Overall Conference
 All games**

Totals

| Player | Overall Statistics | | | | | | | | | Conference Statistics | | | | | | | | |
|---------------------|--------------------|-----------|-----------|-----------|----------|-----------|-----------|------------|-----------|-----------------------|----------|----------|----------|----------|----------|----------|------------|----------|
| | O-REB | D-REB | TOTAL | PF | FO | A | TO | A/TO | HI PTS | O-REB | D-REB | TOTAL | PF | FO | A | TO | A/TO | HI PTS |
| CROWLEY, Austin | 1 | 2 | 3 | 2 | 0 | 0 | 1 | 0.0 | 15 | 0 | 0 | 0 | 0 | 0 | 0 | 0 | 0.0 | 0 |
| HARRIS, Denijay | 1 | 0 | 1 | 0 | 0 | 0 | 0 | 0.0 | 14 | 0 | 0 | 0 | 0 | 0 | 0 | 0 | 0.0 | 0 |
| HAASE, Felipe | 3 | 3 | 6 | 3 | 0 | 2 | 0 | 2.0 | 8 | 0 | 0 | 0 | 0 | 0 | 0 | 0 | 0.0 | 0 |
| IVORY, Donovan | 1 | 1 | 2 | 0 | 0 | 1 | 1 | 1.0 | 8 | 0 | 0 | 0 | 0 | 0 | 0 | 0 | 0.0 | 0 |
| PEREZ, Marcelo | 0 | 2 | 2 | 0 | 0 | 0 | 1 | 0.0 | 6 | 0 | 0 | 0 | 0 | 0 | 0 | 0 | 0.0 | 0 |
| ARNOLD, Mo | 0 | 3 | 3 | 3 | 0 | 5 | 3 | 1.7 | 6 | 0 | 0 | 0 | 0 | 0 | 0 | 0 | 0.0 | 0 |
| MORMAN, Tyler | 2 | 0 | 2 | 1 | 0 | 0 | 0 | 0.0 | 6 | 0 | 0 | 0 | 0 | 0 | 0 | 0 | 0.0 | 0 |
| AGUIRRE, Nico | 1 | 0 | 1 | 1 | 0 | 0 | 0 | 0.0 | 3 | 0 | 0 | 0 | 0 | 0 | 0 | 0 | 0.0 | 0 |
| RYDER, Tate | 0 | 0 | 0 | 0 | 0 | 0 | 0 | 0.0 | 3 | 0 | 0 | 0 | 0 | 0 | 0 | 0 | 0.0 | 0 |
| ALVAREZ, Neftali | 0 | 1 | 1 | 0 | 0 | 4 | 2 | 2.0 | 3 | 0 | 0 | 0 | 0 | 0 | 0 | 0 | 0.0 | 0 |
| HART, Victor | 3 | 6 | 9 | 4 | 0 | 1 | 2 | 0.5 | 2 | 0 | 0 | 0 | 0 | 0 | 0 | 0 | 0.0 | 0 |
| PINCKNEY, DeAndre | 2 | 2 | 4 | 0 | 0 | 1 | 1 | 1.0 | 1 | 0 | 0 | 0 | 0 | 0 | 0 | 0 | 0.0 | 0 |
| ARMSTRONG, Jeffery | 2 | 0 | 2 | 1 | 0 | 0 | 1 | 0.0 | 0 | 0 | 0 | 0 | 0 | 0 | 0 | 0 | 0.0 | 0 |
| ALFONSO, Trey | 0 | 0 | 0 | 0 | 0 | 0 | 0 | 0.0 | 0 | 0 | 0 | 0 | 0 | 0 | 0 | 0 | 0.0 | 0 |
| GRAFALS, GianFranco | 0 | 1 | 1 | 0 | 0 | 0 | 1 | 0.0 | 0 | 0 | 0 | 0 | 0 | 0 | 0 | 0 | 0.0 | 0 |
| Totals | 19 | 22 | 41 | 15 | 0 | 14 | 14 | 1.0 | 75 | 0 | 0 | 0 | 0 | 0 | 0 | 0 | 0.0 | 0 |
| Opponent | 10 | 22 | 32 | 17 | 0 | 6 | 30 | 0.2 | 42 | 0 | 0 | 0 | 0 | 0 | 0 | 0 | 0.0 | 0 |



**2022-23 Southern Miss. Men's Basketball
Category Leaders
All games**

Points

| ## | Player | G | Pts | Pts/G |
|----|-------------------|---|-----|-------|
| 1 | Crowley, Austin | 1 | 15 | 15.0 |
| 4 | Harris, Denijay | 1 | 14 | 14.0 |
| 22 | Haase, Felipe | 1 | 8 | 8.0 |
| 15 | Ivory, Donovan | 1 | 8 | 8.0 |
| 25 | Perez, Marcelo | 1 | 6 | 6.0 |
| 3 | Arnold, Mo | 1 | 6 | 6.0 |
| 0 | Morman, Tyler | 1 | 6 | 6.0 |
| 12 | Aguirre, Nico | 1 | 3 | 3.0 |
| 55 | Ryder, Tate | 1 | 3 | 3.0 |
| 2 | Alvarez, Neftali | 1 | 3 | 3.0 |
| 11 | Hart, Victor | 1 | 2 | 2.0 |
| 5 | Pinckney, DeAndre | 1 | 1 | 1.0 |

Scoring Average

| ## | Player | G | Pts | Pts/G |
|----|-------------------|---|-----|-------|
| 1 | Crowley, Austin | 1 | 15 | 15.0 |
| 4 | Harris, Denijay | 1 | 14 | 14.0 |
| 22 | Haase, Felipe | 1 | 8 | 8.0 |
| 15 | Ivory, Donovan | 1 | 8 | 8.0 |
| 25 | Perez, Marcelo | 1 | 6 | 6.0 |
| 3 | Arnold, Mo | 1 | 6 | 6.0 |
| 0 | Morman, Tyler | 1 | 6 | 6.0 |
| 12 | Aguirre, Nico | 1 | 3 | 3.0 |
| 55 | Ryder, Tate | 1 | 3 | 3.0 |
| 2 | Alvarez, Neftali | 1 | 3 | 3.0 |
| 11 | Hart, Victor | 1 | 2 | 2.0 |
| 5 | Pinckney, DeAndre | 1 | 1 | 1.0 |

Field Goal Percentage

| ## | Player | FG | Att | Pct |
|----|------------------|----|-----|-------|
| 55 | Ryder, Tate | 1 | 1 | 1.000 |
| 4 | Harris, Denijay | 6 | 7 | .857 |
| 0 | Morman, Tyler | 3 | 4 | .750 |
| 25 | Perez, Marcelo | 2 | 3 | .667 |
| 15 | Ivory, Donovan | 3 | 5 | .600 |
| 1 | Crowley, Austin | 7 | 12 | .583 |
| 22 | Haase, Felipe | 4 | 8 | .500 |
| 3 | Arnold, Mo | 2 | 4 | .500 |
| 12 | Aguirre, Nico | 1 | 2 | .500 |
| 11 | Hart, Victor | 1 | 5 | .200 |
| 2 | Alvarez, Neftali | 1 | 8 | .125 |

Field Goal Attempts

| ## | Player | G | Att | Att/G |
|----|------------------|---|-----|-------|
| 1 | Crowley, Austin | 1 | 12 | 12.0 |
| 22 | Haase, Felipe | 1 | 8 | 8.0 |
| 2 | Alvarez, Neftali | 1 | 8 | 8.0 |
| 4 | Harris, Denijay | 1 | 7 | 7.0 |
| 15 | Ivory, Donovan | 1 | 5 | 5.0 |

Field Goals Made

| ## | Player | G | Made | Made/G |
|----|-----------------|---|------|--------|
| 1 | Crowley, Austin | 1 | 7 | 7.0 |
| 4 | Harris, Denijay | 1 | 6 | 6.0 |
| 22 | Haase, Felipe | 1 | 4 | 4.0 |
| 15 | Ivory, Donovan | 1 | 3 | 3.0 |
| 0 | Morman, Tyler | 1 | 3 | 3.0 |

3-Point FG Percentage

| ## | Player | 3FG | Att | Pct |
|----|-----------------|-----|-----|-------|
| 55 | Ryder, Tate | 1 | 1 | 1.000 |
| 1 | Crowley, Austin | 1 | 2 | .500 |
| 15 | Ivory, Donovan | 1 | 2 | .500 |

3-Point FG Attempts

| ## | Player | G | Att | Att/G |
|----|------------------|---|-----|-------|
| 1 | Crowley, Austin | 1 | 2 | 2.0 |
| 22 | Haase, Felipe | 1 | 2 | 2.0 |
| 15 | Ivory, Donovan | 1 | 2 | 2.0 |
| 2 | Alvarez, Neftali | 1 | 2 | 2.0 |
| 11 | Hart, Victor | 1 | 2 | 2.0 |

3-Point FG Made

| ## | Player | G | Made | Made/G |
|----|-----------------|---|------|--------|
| 1 | Crowley, Austin | 1 | 1 | 1.0 |
| 15 | Ivory, Donovan | 1 | 1 | 1.0 |
| 55 | Ryder, Tate | 1 | 1 | 1.0 |



2022-23 Southern Miss. Men's Basketball
Category Leaders
All games

Free Throw Percentage

| ## | Player | Made | Att | Pct |
|----|-------------------|------|-----|-------|
| 25 | Perez, Marcelo | 2 | 2 | 1.000 |
| 12 | Aguirre, Nico | 1 | 1 | 1.000 |
| 4 | Harris, Denijay | 2 | 4 | .500 |
| 15 | Ivory, Donovan | 1 | 2 | .500 |
| 3 | Arnold, Mo | 2 | 4 | .500 |
| 2 | Alvarez, Neftali | 1 | 2 | .500 |
| 5 | Pinckney, DeAndre | 1 | 4 | .250 |

Free Throw Attempts

| ## | Player | G | Att | Att/G |
|----|-------------------|---|-----|-------|
| 4 | Harris, Denijay | 1 | 4 | 4.0 |
| 3 | Arnold, Mo | 1 | 4 | 4.0 |
| 5 | Pinckney, DeAndre | 1 | 4 | 4.0 |
| 15 | Ivory, Donovan | 1 | 2 | 2.0 |
| 25 | Perez, Marcelo | 1 | 2 | 2.0 |

Free Throws Made

| ## | Player | G | Made | Made/G |
|----|-----------------|---|------|--------|
| 4 | Harris, Denijay | 1 | 2 | 2.0 |
| 25 | Perez, Marcelo | 1 | 2 | 2.0 |
| 3 | Arnold, Mo | 1 | 2 | 2.0 |
| 15 | Ivory, Donovan | 1 | 1 | 1.0 |
| 12 | Aguirre, Nico | 1 | 1 | 1.0 |

Rebounds

| ## | Player | G | Reb | Reb/G |
|----|-------------------|---|-----|-------|
| 11 | Hart, Victor | 1 | 9 | 9.0 |
| 22 | Haase, Felipe | 1 | 6 | 6.0 |
| 5 | Pinckney, DeAndre | 1 | 4 | 4.0 |
| 1 | Crowley, Austin | 1 | 3 | 3.0 |
| 3 | Arnold, Mo | 1 | 3 | 3.0 |

Assists

| ## | Player | G | Ast | Ast/G |
|----|------------------|---|-----|-------|
| 3 | Arnold, Mo | 1 | 5 | 5.0 |
| 2 | Alvarez, Neftali | 1 | 4 | 4.0 |
| 22 | Haase, Felipe | 1 | 2 | 2.0 |
| 15 | Ivory, Donovan | 1 | 1 | 1.0 |
| 11 | Hart, Victor | 1 | 1 | 1.0 |

Rebounds Average

| ## | Player | G | Reb | Reb/G |
|----|-------------------|---|-----|-------|
| 11 | Hart, Victor | 1 | 9 | 9.0 |
| 22 | Haase, Felipe | 1 | 6 | 6.0 |
| 5 | Pinckney, DeAndre | 1 | 4 | 4.0 |
| 1 | Crowley, Austin | 1 | 3 | 3.0 |
| 3 | Arnold, Mo | 1 | 3 | 3.0 |

Steals

| ## | Player | G | Stl | Stl/G |
|----|-------------------|---|-----|-------|
| 1 | Crowley, Austin | 1 | 4 | 4.0 |
| 3 | Arnold, Mo | 1 | 2 | 2.0 |
| 12 | Aguirre, Nico | 1 | 2 | 2.0 |
| 11 | Hart, Victor | 1 | 2 | 2.0 |
| 5 | Pinckney, DeAndre | 1 | 2 | 2.0 |

Offensive Rebounds

| ## | Player | G | OReb | OReb/G |
|----|--------------------|---|------|--------|
| 11 | Hart, Victor | 1 | 3 | 3.0 |
| 22 | Haase, Felipe | 1 | 3 | 3.0 |
| 0 | Morman, Tyler | 1 | 2 | 2.0 |
| 5 | Pinckney, DeAndre | 1 | 2 | 2.0 |
| 20 | Armstrong, Jeffery | 1 | 2 | 2.0 |

Blocked Shots

| ## | Player | G | Blk | Blk/G |
|----|---------------|---|-----|-------|
| 14 | Alfonso, Trey | 1 | 1 | 1.0 |

Defensive Rebounds

| ## | Player | G | DReb | DReb/G |
|----|-----------------|---|------|--------|
| 11 | Hart, Victor | 1 | 6 | 6.0 |
| 22 | Haase, Felipe | 1 | 3 | 3.0 |
| 3 | Arnold, Mo | 1 | 3 | 3.0 |
| 1 | Crowley, Austin | 1 | 2 | 2.0 |
| 25 | Perez, Marcelo | 1 | 2 | 2.0 |

Minutes

| ## | Player | G | Min | Min/G |
|----|------------------|---|-----|-------|
| 1 | Crowley, Austin | 1 | 26 | 26:28 |
| 22 | Haase, Felipe | 1 | 26 | 25:53 |
| 3 | Arnold, Mo | 1 | 25 | 25:08 |
| 2 | Alvarez, Neftali | 1 | 23 | 22:44 |
| 11 | Hart, Victor | 1 | 14 | 13:58 |





2022-23 Southern Miss. Men's Basketball
Category Leaders
All games

Page 3/3
 as of Nov 08, 2022

Fouls

| ## | Player | G | PF | PF/G |
|----|-----------------|---|----|------|
| 11 | Hart, Victor | 1 | 4 | 4.0 |
| 22 | Haase, Felipe | 1 | 3 | 3.0 |
| 3 | Arnold, Mo | 1 | 3 | 3.0 |
| 1 | Crowley, Austin | 1 | 2 | 2.0 |
| 0 | Morman, Tyler | 1 | 1 | 1.0 |

Turnovers

| ## | Player | G | TO | TO/G |
|----|------------------|---|----|------|
| 3 | Arnold, Mo | 1 | 3 | 3.0 |
| 2 | Alvarez, Neftali | 1 | 2 | 2.0 |
| 11 | Hart, Victor | 1 | 2 | 2.0 |
| 1 | Crowley, Austin | 1 | 1 | 1.0 |
| 15 | Ivory, Donovan | 1 | 1 | 1.0 |

Foul Outs

| ## | Player | G | FO |
|----|--------|---|----|
|----|--------|---|----|



2022-23 Southern Miss. Men's Basketball
Season Box - Average per 40 Minutes
All games


Page 1/1
 as of Nov 08, 2022

| ## | Player | min | fgm | fga | pct | 3fgm | 3fga | pct | ftm | fta | pct | oreb | dreb | treb | pf | a | to | blk | stl | pts |
|----|---------------------|-----|------|------|-------|------|------|-------|------|------|-------|------|------|------|------|-----|------|------|------|------|
| 12 | AGUIRRE, Nico | 40 | 4.2 | 8.3 | .500 | 0.0 | 4.2 | .000 | 4.2 | 4.2 | 1.000 | 4.2 | 0.0 | 4.2 | 4.2 | 0.0 | 0.0 | 0.0 | 8.3 | 12.5 |
| 14 | ALFONSO, Trey | 40 | 0.0 | 0.0 | .000 | 0.0 | 0.0 | .000 | 0.0 | 0.0 | .000 | 0.0 | 0.0 | 0.0 | 0.0 | 0.0 | 0.0 | 16.9 | 0.0 | 0.0 |
| 2 | ALVAREZ, Neftali | 40 | 1.8 | 14.1 | .125 | 0.0 | 3.5 | .000 | 1.8 | 3.5 | .500 | 0.0 | 1.8 | 1.8 | 0.0 | 7.0 | 3.5 | 0.0 | 1.8 | 5.3 |
| 20 | ARMSTRONG, Jeffery | 40 | 0.0 | 5.3 | .000 | 0.0 | 0.0 | .000 | 0.0 | 0.0 | .000 | 10.6 | 0.0 | 10.6 | 5.3 | 0.0 | 5.3 | 0.0 | 0.0 | 0.0 |
| 3 | ARNOLD, Mo | 40 | 3.2 | 6.4 | .500 | 0.0 | 1.6 | .000 | 3.2 | 6.4 | .500 | 0.0 | 4.8 | 4.8 | 4.8 | 8.0 | 4.8 | 0.0 | 3.2 | 9.6 |
| 1 | CROWLEY, Austin | 40 | 10.6 | 18.1 | .583 | 1.5 | 3.0 | .500 | 0.0 | 0.0 | .000 | 1.5 | 3.0 | 4.5 | 3.0 | 0.0 | 1.5 | 0.0 | 6.0 | 22.7 |
| 21 | GRAFALS, GianFranco | 40 | 0.0 | 13.3 | .000 | 0.0 | 0.0 | .000 | 0.0 | 0.0 | .000 | 0.0 | 13.3 | 13.3 | 0.0 | 0.0 | 13.3 | 0.0 | 13.3 | 0.0 |
| 22 | HAASE, Felipe | 40 | 6.2 | 12.4 | .500 | 0.0 | 3.1 | .000 | 0.0 | 0.0 | .000 | 4.6 | 4.6 | 9.3 | 4.6 | 3.1 | 0.0 | 0.0 | 1.5 | 12.4 |
| 4 | HARRIS, Denijay | 40 | 17.3 | 20.2 | .857 | 0.0 | 0.0 | .000 | 5.8 | 11.5 | .500 | 2.9 | 0.0 | 2.9 | 0.0 | 0.0 | 0.0 | 0.0 | 0.0 | 40.4 |
| 11 | HART, Victor | 40 | 2.9 | 14.3 | .200 | 0.0 | 5.7 | .000 | 0.0 | 0.0 | .000 | 8.6 | 17.2 | 25.8 | 11.5 | 2.9 | 5.7 | 0.0 | 5.7 | 5.7 |
| 15 | IVORY, Donovan | 40 | 8.8 | 14.7 | .600 | 2.9 | 5.9 | .500 | 2.9 | 5.9 | .500 | 2.9 | 2.9 | 5.9 | 0.0 | 2.9 | 2.9 | 0.0 | 0.0 | 23.5 |
| 0 | MORMAN, Tyler | 40 | 9.8 | 13.1 | .750 | 0.0 | 0.0 | .000 | 0.0 | 6.6 | .000 | 6.6 | 0.0 | 6.6 | 3.3 | 0.0 | 0.0 | 0.0 | 0.0 | 19.7 |
| 25 | PEREZ, Marcelo | 40 | 11.0 | 16.5 | .667 | 0.0 | 5.5 | .000 | 11.0 | 11.0 | 1.000 | 0.0 | 11.0 | 11.0 | 0.0 | 0.0 | 5.5 | 0.0 | 0.0 | 33.0 |
| 5 | PINCKNEY, DeAndre | 40 | 0.0 | 15.0 | .000 | 0.0 | 3.0 | .000 | 3.0 | 12.0 | .250 | 6.0 | 6.0 | 12.0 | 0.0 | 3.0 | 3.0 | 0.0 | 6.0 | 3.0 |
| 55 | RYDER, Tate | 40 | 13.3 | 13.3 | 1.000 | 13.3 | 13.3 | 1.000 | 0.0 | 0.0 | .000 | 0.0 | 0.0 | 0.0 | 0.0 | 0.0 | 0.0 | 0.0 | 0.0 | 39.8 |

Note: All statistics are pro-rated based on an average per 40-minute game.




2022-23 TV/Radio Roster




0

Tyler Morman
F | 6-9 | 221 | Sr.
Mableton, Ga.




1

Austin Crowley
G | 6-5 | 184 | Jr.
West Point, Miss.



2

Neftali Alvarez
G | 6-0 | 196 | RJr.
Catano, P. R.



3

Mo Arnold
G | 6-1 | 181 | Jr.
Picayune, Miss.



4

Denijay Harris
G/F | 6-7 | 203 | Jr.
Columbus, Miss.




5

DeAndre Pinckney
F | 6-8 | 223 | Sr.
Carol City, Fla.




10

Cobie Montgomery
G | 6-5 | 200 | Jr.
Louisville, Ky.



11

Victor Hart
F | 6-8 | 204 | Jr.
Miami, Fla.



12

Nico Aguirre
G | 6-0 | 170 | Gr.
Castro, Chile



14

Trey Alfonso
G | 6-1 | 176 | So.
Chalmette, La.



15

Donovan Ivory
G | 6-6 | 195 | Jr.
Kaukauna, Wisc.



20

Jeffery Armstrong
G | 5-11 | 171 | RSo.
Rainsville, Ala.




21

GianFranco Grafals
G | 6-0 | 175 | RJr.
San Sebastian, P.R.



22

Felipe Haase
F | 6-9 | 245 | Gr.
Osorno, Chile



25

Marcelo Perez
G | 6-5 | 217 | Gr.
Talca, Chile




55


Tate Ryder
G | 6-0 | 167 | Jr.
Oak Grove, Miss.




Jay Ladner
Head Coach
Fourth Season



Juan Cardona
Assistant Coach
First Season



Nick Williams
Assistant Coach
First Season



Zay Carson
Assitant Coach
First Season



Logan Wallace
Video Coordinator
First Season



Landon Lewis
Graduate Assistant
First Season



Garland Wilson
Director of Ops.
Fourth Season



Jeremy Tekulve
Admin. Assistant
Fourth Season



SOUTHERN MISS BROADCAST NOTES

**2022-23
Record/Conf:**
1-0/0-0 Sun Belt

Last Game:
vs. William Carey
W, 75-42

Next Game:
Nov. 14 vs. Loyola (La.)

Head Coach:
Jay Ladner
(Southern Miss, '88)
USM: 24-64 / 4th
CAR: 101-153 / 10th

Assistant Coaches:
Juan Cardona
Nick Williams
Isaiah Carson

**2022-23
Schedule:**


Delta State (EXH) W,84-54
William Carey - W, 75-42
@Vanderbilt
Loyola (La.)
at Liberty
vs. Winthrop
vs. TBA
Mobile
Montana
@Northwestern St.
Lamar
@Lamar
McNeese
@UNLV
Troy*
App State*
@Louisiana*
@ULM*
@Marshall*
@Arkansas St.*
South Alabama*
James Madison*
Arkansas St.*
Texas State*
@Troy*
@Georgia St.*
Louisiana*
ULM*
@South Alabama*
Georgia Southern*
@Old Dominion*
@Texas St.*



Tyler Morman Jr | Forward
6-9 | 200 | Atlanta, Ga. (Wyoming)
GP/GS PPG RPG APG MPG FG% 3FG% FT%
Season 1/0 6.0 2.0 0.0 12.2 75.0 .000 .000
SBC
Career 46/2 1.3 1.8 0.3 9.2 .605 .000 .462

Last: 6 points (3-4 FG, 0-2 FT), 2 rebs in 12 mins vs. William Carey (11/7/22)


CAREER HIGHS
Pts: 10 vs. William Carey (12/2/20)
Rebs: 5 vs. William Carey (12/2/20)
Asts: 3 vs. North Texas (2/13/21)
Stls: 2 vs. North Texas (2/13/21)
Mins: 23 at Rice (2/26/22)



Austin Crowley Jr | Guard
6-5 | 184 | West Point, Miss. (Ole Miss)
GP/GS PPG RPG APG MPG FG% 3FG% FT%
Season 1/1 15.0 3.0 0.0 26.5 .583 .500 .000
SBC
Career 91/15 3.5 1.6 1.6 15.8 .387 .307 .787

Last: 15 points (7-12 FG, 1-2 3FG, 3 rebs, 4 stls in 26 mins vs. William Carey (11/7/22)

CAREER HIGHS
Pts: 18 at Georgia (2/19/22)
Rebs: 10 vs. Auburn (1/16/21)
Asts: 9 vs. CSU (11/12/21)
Stls: 4 vs. Auburn (1/16/21)
Mins: 35 at Georgia (2/19/22)



Neftali Alvarez Jr | Guard
6-0 | 196 | Catano, Puerto Rico (Mercer)
GP/GS PPG RPG APG MPG FG% 3FG% FT%
Season 1/1 3.0 1.0 4.0 22.7 .125 .000 .000
SBC
Career 70/68 12.3 3.5 3.7 30.6 .437 .276 .677

Last: 3 points (1-8 FG, 0-2 3FG, 1-2 FT), 4 asts in 22 mins vs. William Carey (11/7/22)

CAREER HIGHS
Pts: 28 vs. Winthrop (11/13/21)
Rebs: 8 (five times)
Asts: 9 at Georgia Tech (11/27/20)
Stls: 5 vs. Samford (2/8/21)
Mins: 45 vs. Samford (2/8/21)



Mo Arnold Jr | Guard
6-1 | 181 | Picayune, Miss. (Jacksonville)
GP/GS PPG RPG APG MPG FG% 3FG% FT%
Season 1/1 6.0 3.0 5.0 25.1 .500 .000 .500
SBC
Career 84-58 4.9 3.4 2.1 25.1 .374 .254 .531

Last: 6 points (2-4 FG, 0-1 3FG, 2-4 FT), 5 asts in 25 mins vs. William Carey (11/7/22)

CAREER HIGHS
Pts: 22 at Kennesaw St. (1/1/21)
Rebs: 10 at FGCU (2/27/20)
Asts: 5 (five times)
Stls: 4 at North Florida (1/8/21)
Mins: 42 vs. WCU (11/21/19)



Denijay Harris Jr | Forward
6-7 | 196 | Columbus, Miss. / Southwest Miss. CC
GP/GS PPG RPG APG MPG FG% 3FG% FT%
Season 1/0 14.0 1.0 0.0 15.9 .857 .000 .500
SBC
Career 55/21 3.1 3.2 0.5 23.6 .467 .000 .594

Last: 14 points (6-7 FG, 2-4 FT), 1 reb in 14 mins vs. William Carey (11/7/22)

CAREER HIGHS
Pts: 12 (two times)
Rebs: 10 (three times)
Asts: 2 (four times)
Stls: 3 vs. ULM (12/19/20)
Mins: 37 vs. ULM (12/19/20)



DeAndre Pinckney Sr | Forward
6-8 | 223 | Carol City, Fla. (Broward CC)
GP/GS PPG RPG APG MPG FG% 3FG% FT%
Season 1/1 1.0 4.0 1.0 13.4 .000 .000 .250
SBC
Career 55/41 8.5 5.1 0.6 23.6 .474 .302 .717

Last: 1 point (0-5 FG, 0-1 3FG, 1-4 FT), 4 rebs, 2 stls in 13 mins vs. William Carey (11/7/22)

CAREER HIGHS
Pts: 21 vs. LA Tech (1/16/22)
Rebs: 11 vs. UTSA (2/17/22)
Asts: 3 vs. Rice (3/9/22)
Stls: 3 at Rice (2/6/21)
Mins: 38 vs. UTSA (2/17/22)



Cobie Montgomery Jr | Guard
6-5 | 200 | Louisville, Ky. (Triton College)
GP/GS PPG RPG APG MPG FG% 3FG% FT%
Season --/-- -- -- -- -- -- -- -- --
SBC
Career --/-- -- -- -- -- -- -- -- --

Last: N/A
Redshirting the 2022-23 season

CAREER HIGHS
Pts:
Rebs:
Asts:
Stls:
Mins:



Victor Hart Jr | Forward
6-8 | 204 | Miami, Fla. (FIU)
GP/GS PPG RPG APG MPG FG% 3FG% FT%
Season 1/0 2.0 9.0 1.0 14.0 .200 .000 .000
SBC
Career 15/0 1.8 1.7 0.4 7.7 .267 .200 .643

Last: 2 points (1-5 FG, 0-2 3FG, 9 rebs, 2 stls in 14 mins vs. William Carey (11/7/22)

CAREER HIGHS
Pts: 9 vs. Green Bay (11/19/21)
Rebs: 5 vs. Green Bay (11/19/21)
Asts: 3 vs. Trinity (11/12/21)
Stls: 1 vs. Trinity (11/12/21)
Mins: 19 vs. Green Bay (11/19/21)



Nico Aguirre Gr | Guard
6-0 | 170 | Castro, Chile (Southwest Baptist)
GP/GS PPG RPG APG MPG FG% 3FG% FT%
Season 1/0 3.0 1.0 0.0 9.6 .500 .000 1.000
SBC
Career 19/0 2.3 0.3 0.7 0.3 .438 .389 .667

Last: 3 points (1-2 FG, 0-1 3FG, 1-2 FT), 2 stls in 10 mins vs. William Carey (11/7/22)

CAREER HIGHS
Pts: 9 vs. WCB (11/27/19)
Rebs: 1 vs. NAU (3/11/21)
Asts: 4 vs. WCB (11/27/19)
Stls: 2 vs. Portland St. (2/27/20)
Mins: 21 at Montana (2/15/20)



Trey Alfonso So | Guard
6-1 | 176 | Chalmette, La. (Fontainebleau HS)
GP/GS PPG RPG APG MPG FG% 3FG% FT%
Season 1/0 0.0 0.0 0.0 2.4 .000 .000 .000
SBC
Career 9/0 0.6 0.3 0.0 1.5 .500 .500 .000

Last: 0 points, 1 blk in 2 mins vs. William Carey (11/7/22)

CAREER HIGHS
Pts: 3 at LA Tech (1/13/22)
Rebs:
Asts:
Stls: 3 vs. SE Baptist (1/19/22)
Mins: 6 vs. SE Baptist (1/19/22)



Donovan Ivory Jr | Guard
6-6 | 195 | Kaukauna, Wisc. (Green Bay)
GP/GS PPG RPG APG MPG FG% 3FG% FT%
Season 1/0 8.0 2.0 1.0 13.6 .600 .500 .500
SBC
Career 16/9 11.6 4.1 1.8 25.6 .387 .319 .869

Last: 8 points (3-5 FG, 1-2 3FG, 1-2 FT), 2 rebs in 13 mins vs. William Carey (11/7/22)

CAREER HIGHS
Pts: 27 vs. FIU (11/19/21)
Rebs: 7 vs. RMU (12/12/21)
Asts: 5 vs. Superior (11/27/21)
Stls: 3 vs. RMU (12/12/21)
Mins: 34 (two times)



Jeff Armstrong RSo | Guard
5-11 | 171 | Rainsville, Ala. (Massanutten Military Academy)
GP/GS PPG RPG APG MPG FG% 3FG% FT%
Season 1/0 0.0 2.0 0.0 7.5 .000 .000 .000
SBC
Career 36/2 0.5 0.6 0.6 7.4 .300 .188 .333

Last: 0 points (0-1 FG), 2 rebs in 7 mins vs. William Carey (11/7/22)

CAREER HIGHS
Pts: 4 vs. SE Baptist (1/19/22)
Rebs: 5 vs. SE Baptist (1/19/22)
Asts: 7 vs. SE Baptist (1/19/22)
Stls: 2 vs. UTSA (3/8/22)
Mins: 30 vs. FAU (3/9/22)



GianFranco Grafals R Jr | Forward
6-2 | 173 | San Sebastian, Puerto Rico (Eckerd)
GP/GS PPG RPG APG MPG FG% 3FG% FT%
Season 1/0 0.0 1.0 0.0 3.0 .000 .000 .000
SBC
Career 1/0 0.0 1.0 0.0 3.0 .000 .000 .000

Last: 0 points (0-1 FG), 1 reb, 1 stl in 3 mins vs. William Carey (11/7/22)

CAREER HIGHS
Pts:
Rebs:
Asts:
Stls:
Mins:



Felipe Haase Gr | Forward
6-9 | 245 | Osorno, Chile (Mercer)
GP/GS PPG RPG APG MPG FG% 3FG% FT%
Season 1/1 8.0 6.0 2.0 25.9 .500 .000 .000
SBC
Career 128/70 9.7 5.2 1.9 26.7 .446 .375 .802

Last: 8 points (4-8 FG, 0-2 3FG), 6 rebs, 2 asts in 25 mins vs. William Carey (11/7/22)

CAREER HIGHS
Pts: 41 at Winthrop (11/13/21)
Rebs: 16 at GSU (12/13/20)
Asts: 7 vs. Samford (1/5/22)
Stls: 4 (11/16/21)
Mins: 42 (11/13/21)



Marcelo Perez Gr | Guard
6-5 | 217 | Talca, Chile (Barry)
GP/GS PPG RPG APG MPG FG% 3FG% FT%
Season 1/0 6.0 2.0 0.0 7.2 66.7 .000 1.000
SBC
Career 1/0 6.0 2.0 0.0 7.2 66.7 .000

Last: 6 points (2-3 FG, 0-1 3FG, 2-2 FT), 2 rebs in 7 mins vs. William Carey (11/7/22)

CAREER HIGHS
Pts:
Rebs:
Asts:
Stls:
Mins:



Tate Ryder Jr | Guard
6-0 | 167 | Oak Grove, Miss. (East Central CC)
GP/GS PPG RPG APG MPG FG% 3FG% FT%
Season 1/0 3.0 0.0 0.0 3.0 1.000 1.000 .000
SBC
Career 13/0 0.5 0.0 0.0 1.5 .222 .200 1.000

Last: 03 points (1-1 FG, 1-1 3FG) 3 mins vs. William Carey (11/7/22)

CAREER HIGHS
Pts: 2 vs. SE Baptist (1/19/22)
Rebs:
Asts:
Stls:
Mins: 6 vs. SE Baptist (1/19/22)