



VANDERBILT WOMEN'S BASKETBALL

| #AnchorDown | Game 1 | Game 2 |
|--------------------|--------------------------------------------------------|--------------------------------------------------------|
| Matchup | vs. North Carolina State | vs. Northern Iowa |
| Date • Time | Thursday, Nov. 24 • 3 p.m. CT | Friday, Nov. 25 • 5:30 p.m. CT |
| Site | Cancun, Mexico | Cancun, Mexico |
| Series | North Carolina State leads, 2-5 (1-0 at Neutral) | First Meeting |
| TV | FloHoops • Kit McConnico and Lexi Ayala | FloHoops • Kit McConnico and Lexi Ayala |
| Radio | 95.9 FM/560 AM • Vanderbilt Athletics App • Jake Lyman | 95.9 FM/560 AM • Vanderbilt Athletics App • Jake Lyman |

| Commodores By The Numbers | |
|---------------------------|------------------------------------------------------------------------------------------------------------------------------------------------------------------------------------------------------------------------------------------------------------------------------------------------------------------------------------------------------------------------------------------------------------------------------------------------------------------------------------------------------------------------------------------------------------------------------------------------------------------------------------------------------------------------|
| 1 | The Commodores are 1-0 when playing NC State all-time. Last time both teams met Vanderbilt won 77-71 back in 2009-10 in the Vanderbilt Thanksgiving Tournament. In that same season, Vandy defeated both Saint Joseph's (59-46) and Austin Peay (95-51) before playing the Wolfpack. Both of those teams are on this year's schedule and the Dores went 1-1 against them. The Commodores' 5-1 mark to start the season is the first time since 2019-20 when they went 5-1 before heading to the Junkanoo Jam in The Bahamas (0-2 record at the tournament) during Thanksgiving. Vandy is 125-77 overall when playing on a neutral site with a .619 winning percentage. |
| 2 | Caija Harbison's 35 free throws made places her second in the NCAA and first in the conference. She is shooting .795 percent (35-44) from the line on the season. |
| 3 | Sacha Washington's 44 rebounds ranks third in the SEC and first on the team. She is averaging 7.3 rpg this season, which ranks 11 th in the conference. In her last three games, she grabbed a total of 21 boards (7 rpg) with a high of nine against Austin Peay. |
| 5 | Vanderbilt is 1 of 5 SEC teams with five wins on the season. Arkansas, Georgia, LSU and Ole Miss are the other four. In those five wins, freshman Jada Brown started each game. As a starter she is 5-0 and 0-1 as a reserve. |
| 20+ | Harbison this season has scored 20 or more points in three games and in all three contests Vandy scored 70 or more points and posted a 3-0 mark. She tallied 28 pts. vs. Western Ky. (11/7), 27 pts. vs. Columbia (11/13), and 20 pts. against Austin Peay (11/17). She has scored double-digits in all six games to start the season. |
| 16 | Marnelle Garraud's 16 three-pointers is first in the SEC and seventh in the NCAA. She tied her season-high four three-pointers twice this year. First, against Columbia (11/13) and then against Tarleton State (11/15). |
| 9 | Harbison's 33 assists place her ninth in the NCAA and first in the conference. Her 5.5 assists per game ranks third in the SEC where she is 0.3 behind the leader (Maddie Scherrer - Kentucky) and 0.1 behind second (Anastasia Hayes - Miss. St.). |
| 76 | Vanderbilt as a team has 76 less turnovers than their opponents. Vandy has forced 114 turnovers while only giving the ball up 90 times. Out of the 114 forced turnovers 57 of them were stolen by a Commodore. Opponents have only tallied 35 steals this season. |
| 100 | Harbison is the first player this season to tally 100 points in the first six games. Her 100 points places her third in the SEC and 23 rd in the country. She is averaging 16.7 ppg which leads the team and is sixth in the conference. |
| 1000 | Garraud joined the 1,000 career point club last week when she entered five points away from the milestone on November 17 against Austin Peay. She tallied 11 points in the contest to surpass the mark (1,006 pts.). Garraud scored 944 points in her four years at Boston College and has 62 through five games at Vanderbilt. |

Last Time Out

November 15 - Graduate guard Marnelle Garraud scored 16 points to lead four players in double figures as Vanderbilt remained undefeated with an 84-48 victory over Tarleton State. She finished 6 for 12 from the field, including 4 of 7 from the 3-point line.

In the first meeting between the programs, Vanderbilt shot 55 percent from the field (32 of 58) and outscored Tarleton State 46-10 in the paint. The Dores forced 22 turnovers and converted them into 33 points.

November 17 - Caija Harbison scored all 22 of her points in the second half and Marnelle Garraud finished with 11, including the 1,000th point of her career, as Vanderbilt defeated Austin Peay 70-61.

Vandy finished the game shooting 50 percent (25 of 50) from the field and scoring 18 points off 18 turnovers. The Dores out-rebounded Austin Peay 35-27 and had 14 fastbreak points to just two for Austin Peay.

Garraud joined the 1,000 career points club. The graduate transfer entered the night needing five points to reach the milestone, and she hit the mark on a left-handed layup with 8:20 remaining in the game for her 1,000th point.

November 20 - A late fourth-quarter run came up short as Vanderbilt suffered its first loss this season, falling 67-59 to Saint Joseph's.

The Dores made a late push to narrow the deficit to 32-30 by halftime. Allen hit a layup while falling down and Bella LaChance knocked down two free throws. Sacha Washington blocked a shot to prevent the Hawks from scoring in the waning seconds.

Vandy made one last push, cutting the deficit to 58-55 with less than a minute to play after Demi Washington scored inside and Garraud hit a 3-pointer out of a timeout.

| 2022-23 Schedule and Results (5-1 • 0-0 SEC) | | | |
|----------------------------------------------|----------------------------|--------------------------|------------------|
| Nov. 7 | at Western Kentucky | ESPN+ | W, 82-71 |
| Nov. 10 | Samford | SEC Network+ | W, 81-51 |
| Nov. 13 | at Columbia | ESPN+ | W, 74-63 |
| Nov. 15 | Tarleton State | SEC Network+ | W, 84-48 |
| Nov. 17 | Austin Peay | SEC Network+ | W, 70-61 |
| Nov. 20 | Saint Joseph's | SEC Network+ | L, 67-59 |
| Nov. 24 | vs. North Carolina State • | -- | 3 p.m. |
| Nov. 25 | vs. Northern Iowa • | -- | 5:30 p.m. |
| Nov. 29 | USC Upstate | SEC Network+ | 6:30 p.m. |
| Dec. 1 | at East Tennessee State | -- | 6 p.m. |
| Dec. 4 | UT Martin | SEC Network | 11 a.m. |
| Dec. 8 | at Louisiana Tech | -- | 6 p.m. |
| Dec. 18 | Lipscomb | SEC Network+ | 2 p.m. |
| Dec. 21 | Alabama A&M | SEC Network+ | 1 p.m. |
| Dec. 29 | Mississippi State* | SEC Network+ | 5 p.m. |
| Jan. 1 | at LSU* | SEC Network+ | 2 p.m. |
| Jan. 5 | at Ole Miss* | SEC Network+ | 6 p.m. |
| Jan. 8 | Tennessee* | ESPN2/SEC Network | Noon |
| Jan. 16 | at Arkansas* | SEC Network | 6 p.m. |
| Jan. 19 | South Carolina* | SEC Network | 6 p.m. |
| Jan. 22 | at Florida* | SEC Network+ | 1 p.m. |
| Jan. 29 | Texas A&M* | ESPN2/SEC Network | Noon |
| Feb. 2 | at Missouri* | SEC Network | 8 p.m. |
| Feb. 5 | Georgia* | SEC Network | Noon |
| Feb. 9 | Arkansas* | SEC Network | 8 p.m. |
| Feb. 12 | at Tennessee* | SEC Network+ | 1 p.m. |
| Feb. 16 | at Alabama* | SEC Network+ | 6 p.m. |
| Feb. 19 | Kentucky* | SEC Network+ | 2 p.m. |
| Feb. 23 | LSU* | SEC Network+ | 6:30 p.m. |
| Feb. 26 | at Auburn* | SEC Network | 3 p.m. |
| March 1-5 | SEC Tournament •• | SEC Network | -- |

All times CT

* SEC game

• Women's Cancun Challenge (Cancun, Mexico)

•• SEC Tournament (Greenville, S.C.)



VANDERBILT WOMEN'S BASKETBALL

Roster

| No. | Name | Pos. | Cl. | Ht. | Hometown | High School |
|-----|-------------------|------|-----|------|-------------------------|---------------------------|
| 2 | Jada Brown | G | Fr. | 5-8 | Bentonville, Ark. | Bentonville |
| 3 | Jordyn Cambridge | G | Gr. | 5-9 | Nashville, Tenn. | Ensworth |
| 5 | Yaubryon Chambers | F | Sr. | 6-1 | Murfreesboro, Tenn. | Providence Christian |
| 11 | Ciaja Harbison | G | Gr. | 5-6 | Louisville, Ky. | Male |
| 12 | Demi Washington | G | Sr. | 5-10 | Wake Forest, N.C. | New Hope (Md.) |
| 14 | Marnelle Garraud | G | Gr. | 5-7 | Lynn, Mass. | Nobles & Greenough School |
| 21 | Bella LaChance | G | Jr. | 5-6 | Davie, Fla. | St. Thomas Aquinas |
| 23 | Iyana Moore | G | So. | 5-8 | Murfreesboro, Tenn. | Blackman |
| 24 | Ryanne Allen | G | Fr. | 6-1 | Warminster, Pa. | Archbishop Wood |
| 32 | Maauri Williams | C | Fr. | 6-4 | North Little Rock, Ark. | North Little Rock |
| 35 | Sacha Washington | F | So. | 6-2 | Lawrenceville, Ga. | Collins Hill |
| 50 | Kaylon Smith | F | Sr. | 5-10 | West Palm Beach, Fla. | Oxbridge |

Coaching Staff

| | |
|------------------------------|------------------------------------------------|
| Head Coach | Shea Ralph (UConn '01) • 2nd season |
| Associate Head Coach | Tom Garrick (Rhode Island '88) • 2nd season |
| Assistant Coach | Ashley Earley (Vanderbilt '05) • 2nd season |
| Assistant Coach | Kevin DeMille (UConn '13) • 2nd season |
| Chief of Staff | Christina Foggie (Vanderbilt '14) • 2nd season |
| Director • Operations | Chris Brann (Florida State '03) • 2nd season |

Pronunciations

| | |
|-------------------|-------------------|
| Jada Brown | jay-duh |
| Yaubryon Chambers | yah-bree-on |
| Ciaja Harbison | kye-juh |
| Demi Washington | dem-ee |
| Marnelle Garraud | marr-nell guh-rod |
| Bella LaChance | luh-chance |
| Iyana Moore | eye-on-uh |
| Ryanne Allen | ryan |
| Maauri Williams | uh-marr-ee |
| Sacha Washington | sah-shuh |
| Kaylon Smith | kay-lynn |

Quick Facts

| | |
|---------------------------------------------|----------------------------------------|
| Name | Vanderbilt University |
| Location | Nashville, Tenn. |
| Founded | 1873 |
| Enrollment | 7,057 (undergraduate) • 12,309 (total) |
| Nickname | Commodores |
| Colors | Black and Gold |
| Facility | Memorial Gymnasium (14,316) |
| Conference | Southeastern |
| Affiliation | NCAA Division I |
| Chancellor | Daniel Diermeier |
| Vice Chancellor • Athletics Director | Candice Lee |
| Faculty Athletics Representative | Tracey George |
| Website | VUCommodores.com |

About the Commodores

| | |
|----------------------------------------|-------|
| 2021-22 Overall Record | 16-19 |
| 2021-22 SEC Record | 4-12 |
| Starters Returning • Lost | 4 • 1 |
| Letter Winners Returning • Lost | 7 • 3 |

Program History


| | |
|------------------------------------|-------------------|
| Seasons | 46th (2022-23) |
| First Season | 1977-78 |
| All-Time Record | 873-515 (.629) |
| SEC Tournament Record | 49-36 (.576) |
| NCAA Tournament Appearances | 27 (last in 2014) |
| NCAA Tournament Record | 39-27 (.591) |

Communications

| | |
|-----------------------------------------|----------------------------------------------|
| Co-Primary Contact | Alan George • alan.george@vanderbilt.edu |
| Co-Primary Contact • Credentials | Brian Fremund • brian.fremund@vanderbilt.edu |



VANDERBILT WOMEN'S BASKETBALL


2  **Jada Brown**
joh-duh

Guard • Freshman • 5-8

Bentonville, Ark. • Bentonville

- 2020 GA state champion • Two-time all-state
- 1,043 career points at Bentonville (Ark.)
- 4.1 GPA as a prep

| SEASON | TEAM | GP-GS | MIN | AVG | FG-FGA | FG% | 3FG-3FGA | 3FG% | FT-FTA | FT% | OFF DEF | TOT | AVG | PF-FO | A | TO | BLK | STL | PTS | AVG |
|--------------|-------|------------|-----------------|--------------|-------------|-------------|-------------|------------|-------------|----------|----------|----------|------------|------------|----------|----------|----------|----------|-----------|------------|
| 2022-23 | Vandy | 6-5 | 112/18.7 | 10-33 | .303 | 3-16 | .188 | 3-4 | .750 | 5 | 3 | 8 | 1.3 | 5-0 | 9 | 6 | 0 | 4 | 26 | 4.3 |
| TOTAL | | 6-5 | 112/18.7 | 10-33 | .303 | 3-16 | .188 | 3-4 | .750 | 5 | 3 | 8 | 1.3 | 5-0 | 9 | 6 | 0 | 4 | 26 | 4.3 |


3  **Jordyn Cambridge**

Guard • Graduate • 5-9

Nashville, Tenn. • Ensworth

- Out for season (Achilles)
- NCAA leader in steals (129) in 2021-22
- Two-time All-SEC Defensive Team

| SEASON | TEAM | GP-GS | MIN | AVG | FG-FGA | FG% | 3FG-3FGA | 3FG% | FT-FTA | FT% | OFF DEF | TOT | AVG | PF-FO | A | TO | BLK | STL | PTS | AVG |
|--------------|-------|--------------|------------------|----------------|-------------|---------------|-------------|----------------|-------------|------------|------------|------------|------------|--------------|------------|------------|-----------|------------|------------|------------|
| 2018-19 | Vandy | 24-0 | 369/15.4 | 28-83 | .337 | 4-19 | .211 | 18-31 | .581 | 13 | 29 | 42 | 1.8 | 43-1 | 40 | 40 | 2 | 20 | 78 | 3.3 |
| 2019-20 | Vandy | 30-30 | 876/29.2 | 78-225 | .347 | 14-58 | .241 | 40-60 | .667 | 35 | 122 | 157 | 5.2 | 82-4 | 105 | 99 | 14 | 85 | 210 | 7.0 |
| 2021-22 | Vandy | 33-33 | 1120/34.0 | 128-315 | .406 | 12-70 | .171 | 86-140 | .614 | 61 | 124 | 185 | 5.6 | 82-0 | 146 | 110 | 6 | 129 | 354 | 10.7 |
| TOTAL | | 87-63 | 2365/27.2 | 234-623 | .376 | 30-147 | .204 | 144-231 | .623 | 109 | 275 | 384 | 4.4 | 207-5 | 291 | 249 | 22 | 234 | 642 | 7.4 |

5  **Yaubryon Chambers**
yah-bree-on

Forward • Senior • 6-1

Murfreesboro, Tenn. • Providence Christian

- Team-best 46.7 FG pct. in 2021-22
- Talented singer, pianist and drummer
- Released multiple singles on Spotify

| SEASON | TEAM | GP-GS | MIN | AVG | FG-FGA | FG% | 3FG-3FGA | 3FG% | FT-FTA | FT% | OFF DEF | TOT | AVG | PF-FO | A | TO | BLK | STL | PTS | AVG |
|--------------|-------|--------------|-----------------|---------------|-------------|------------|-------------|--------------|-------------|-----------|------------|------------|------------|--------------|-----------|-----------|-----------|-----------|------------|------------|
| 2019-20 | Vandy | 13-0 | 88/6.8 | 12-27 | .444 | 0-0 | .000 | 3-5 | .600 | 5 | 15 | 20 | 1.5 | 21-0 | 2 | 5 | 1 | 4 | 27 | 2.1 |
| 2020-21 | Vandy | 8-8 | 205/25.7 | 22-44 | .500 | 0-1 | .000 | 3-8 | .375 | 24 | 22 | 46 | 5.8 | 26-0 | 3 | 11 | 8 | 9 | 47 | 5.9 |
| 2021-22 | Vandy | 34-0 | 336/9.9 | 21-45 | .467 | 0-0 | .000 | 23-32 | .719 | 28 | 57 | 85 | 2.5 | 36-1 | 13 | 26 | 8 | 17 | 65 | 1.9 |
| 2022-23 | Vandy | 6-6 | 134/22.4 | 17-21 | .810 | 0-0 | .000 | 4-9 | .444 | 14 | 22 | 36 | 6.0 | 19-2 | 8 | 12 | 4 | 9 | 38 | 6.3 |
| TOTAL | | 61-14 | 764/12.5 | 72-137 | .526 | 0-1 | .000 | 33-54 | .611 | 71 | 116 | 187 | 3.1 | 102-3 | 26 | 54 | 21 | 39 | 177 | 2.9 |


11  **Ciaja Harbison**
kye-juh

Guard • Graduate • 5-6

Louisville, Ky. • Male

- Graduate transfer from St. Louis
- St. Louis' second all-time leading scorer (1,688 pts)
- 15.9 points/game as a senior • All-Atlantic 10 selection

| SEASON | TEAM | GP-GS | MIN | AVG | FG-FGA | FG% | 3FG-3FGA | 3FG% | FT-FTA | FT% | OFF DEF | TOT | AVG | PF-FO | A | TO | BLK | STL | PTS | AVG |
|------------------------|-------|----------------|------------------|-----------------|-------------|----------------|-------------|----------------|-------------|-----------|------------|------------|------------|--------------|------------|------------|-----------|------------|-------------|-------------|
| 2018-19 | SLU | 31-31 | 1129/36.4 | 160-389 | .411 | 16-45 | .356 | 117-139 | .842 | 10 | 108 | 118 | 3.8 | 55-0 | 139 | 125 | 5 | 53 | 453 | 14.6 |
| 2019-20 | SLU | 32-32 | 1154/36.1 | 182-469 | .388 | 35-100 | .350 | 94-122 | .770 | 17 | 57 | 74 | 2.3 | 58-0 | 132 | 104 | 2 | 49 | 493 | 15.4 |
| 2020-21 | SLU | 19-19 | 705/37.1 | 114-306 | .373 | 15-70 | .214 | 78-96 | .813 | 6 | 30 | 36 | 1.9 | 32-0 | 76 | 64 | 7 | 24 | 321 | 16.9 |
| 2021-22 | SLU | 24-24 | 902/37.6 | 160-401 | .399 | 31-101 | .307 | 70-88 | .795 | 15 | 41 | 56 | 2.3 | 53-0 | 56 | 71 | 0 | 30 | 421 | 17.5 |
| 2022-23 | Vandy | 6-6 | 202/33.7 | 31-69 | .449 | 3-9 | .333 | 35-44 | .795 | 1 | 20 | 21 | 3.5 | 10-0 | 33 | 18 | 2 | 15 | 100 | 16.7 |
| TOTAL FOR Vandy | | 6-6 | 202/33.7 | 31-69 | .449 | 3-9 | .333 | 35-44 | .795 | 1 | 20 | 21 | 3.5 | 10-0 | 33 | 18 | 2 | 15 | 100 | 16.7 |
| TOTAL | | 112-112 | 4092/36.5 | 647-1634 | .396 | 100-325 | .308 | 394-489 | .806 | 49 | 256 | 305 | 2.7 | 208-0 | 436 | 382 | 16 | 171 | 1788 | 16.0 |


12  **Demi Washington**
dem-ee

Guard • Senior • 5-10

Wake Forest, N.C. • New Hope (Md.)

- Started 27 of 35 games in 2021-22
- Top 100 recruit by ESPNHoopGuriz
- 1,000-point scorer as a prep

| SEASON | TEAM | GP-GS | MIN | AVG | FG-FGA | FG% | 3FG-3FGA | 3FG% | FT-FTA | FT% | OFF DEF | TOT | AVG | PF-FO | A | TO | BLK | STL | PTS | AVG |
|--------------|-------|--------------|------------------|----------------|-------------|------------|-------------|--------------|-------------|-----------|------------|------------|------------|--------------|-----------|-----------|----------|-----------|------------|------------|
| 2019-20 | Vandy | 29-11 | 451/15.6 | 48-124 | .387 | 0-2 | .000 | 14-18 | .778 | 14 | 26 | 40 | 1.4 | 57-0 | 13 | 31 | 3 | 14 | 110 | 3.8 |
| 2021-22 | Vandy | 35-27 | 717/20.5 | 78-173 | .451 | 0-2 | .000 | 13-28 | .464 | 39 | 92 | 131 | 3.7 | 63-1 | 22 | 44 | 2 | 27 | 169 | 4.8 |
| 2022-23 | Vandy | 6-0 | 129/21.5 | 13-29 | .448 | 0-3 | .000 | 8-15 | .533 | 6 | 13 | 19 | 3.2 | 16-1 | 6 | 5 | 0 | 10 | 34 | 5.7 |
| TOTAL | | 70-38 | 1297/18.5 | 139-326 | .426 | 0-7 | .000 | 35-61 | .574 | 59 | 131 | 190 | 2.7 | 136-2 | 41 | 80 | 5 | 51 | 313 | 4.5 |


14  **Marnelle Garraud**
marr-nell guh-rod

Guard • Graduate • 5-7

Lynn, Mass. • Nobles & Greenough School

- Grad transfer from Boston College (started 102 of 114 games)
- 1 of 2 players in BC history with 200+ career steals
- 1,000-point scorer as a prep

| SEASON | TEAM | GP-GS | MIN | AVG | FG-FGA | FG% | 3FG-3FGA | 3FG% | FT-FTA | FT% | OFF DEF | TOT | AVG | PF-FO | A | TO | BLK | STL | PTS | AVG |
|------------------------|-------|----------------|------------------|----------------|-------------|----------------|-------------|----------------|--------------|-----------|------------|------------|------------|--------------|------------|------------|-----------|------------|-------------|-------------|
| 2018-19 | BC | 30-22 | 720/24.0 | 83-230 | .361 | 38-123 | .309 | 39-49 | .796 | 42 | 59 | 101 | 3.4 | 85-0 | 73 | 80 | 2 | 49 | 243 | 8.1 |
| 2019-20 | BC | 32-28 | 985/30.8 | 107-262 | .408 | 56-147 | .381 | 42-56 | .750 | 13 | 82 | 95 | 3.0 | 86-4 | 119 | 93 | 10 | 62 | 312 | 9.8 |
| 2020-21 | BC | 19-19 | 588/31.0 | 47-143 | .329 | 28-92 | .304 | 16-16 | 1.000 | 12 | 35 | 47 | 2.5 | 53-1 | 58 | 56 | 7 | 39 | 138 | 7.3 |
| 2021-22 | BC | 33-33 | 965/29.2 | 83-220 | .377 | 51-149 | .342 | 34-46 | .739 | 12 | 88 | 100 | 3.0 | 77-1 | 123 | 85 | 7 | 52 | 251 | 7.6 |
| 2022-23 | Vandy | 6-6 | 185/30.9 | 28-61 | .459 | 16-35 | .457 | 1-1 | 1.000 | 2 | 13 | 15 | 2.5 | 17-0 | 12 | 9 | 3 | 8 | 73 | 12.2 |
| TOTAL FOR Vandy | | 6-6 | 185/30.9 | 28-61 | .459 | 16-35 | .457 | 1-1 | 1.000 | 2 | 13 | 15 | 2.5 | 17-0 | 12 | 9 | 3 | 8 | 73 | 12.2 |
| TOTAL | | 120-108 | 3443/28.7 | 348-916 | .380 | 189-546 | .346 | 132-168 | .786 | 81 | 277 | 358 | 3.0 | 318-6 | 385 | 323 | 29 | 210 | 1017 | 8.5 |


21  **Bella LaChance**
luh-chance

Guard • Sophomore • 5-8

Davie, Fla. • St. Thomas Aquinas

- 2021-22 SEC Community Service Team
- 2019 Miami Herald and Sun Sentinel 9A-7A Player of the Year
- Tough, fiesty, energy-giver, vocal

| SEASON | TEAM | GP-GS | MIN | AVG | FG-FGA | FG% | 3FG-3FGA | 3FG% | FT-FTA | FT% | OFF DEF | TOT | AVG | PF-FO | A | TO | BLK | STL | PTS | AVG |
|--------------|-------|--------------|-----------------|--------------|-------------|-------------|-------------|--------------|-------------|----------|-----------|-----------|------------|-------------|-----------|-----------|----------|-----------|-----------|------------|
| 2020-21 | Vandy | 8-0 | 93/11.7 | 3-11 | .273 | 0-2 | .000 | 4-6 | .667 | 1 | 6 | 7 | 0.9 | 11-0 | 7 | 4 | 0 | 4 | 10 | 1.3 |
| 2021-22 | Vandy | 26-14 | 289/11.1 | 10-37 | .270 | 5-17 | .294 | 12-16 | .750 | 3 | 17 | 20 | 0.8 | 20-0 | 17 | 6 | 1 | 9 | 37 | 1.4 |
| 2022-23 | Vandy | 6-1 | 114/18.9 | 5-15 | .333 | 1-4 | .250 | 13-16 | .813 | 0 | 9 | 9 | 1.5 | 14-0 | 6 | 3 | 1 | 2 | 24 | 4.0 |
| TOTAL | | 40-15 | 496/12.4 | 18-63 | .286 | 6-23 | .261 | 29-38 | .763 | 4 | 32 | 36 | 0.9 | 45-0 | 30 | 13 | 2 | 15 | 71 | 1.8 |


23  **Ilyana Moore**
eye-on-uh

Guard • Sophomore • 5-8

Murfreesboro, Tenn. • Blackman

- Out for season (ACL)
- 2021-22 SEC All-Freshman team
- Program record nine 3-pointers made vs. Alabama State (12.28.21)

| SEASON | TEAM | GP-GS | MIN | AVG | Field Goals | 3-Point | F-Throws | Rebounds | PF-FO | A | TO | BLK | STL | PTS | AVG | | | | | |
|--------------|-------|--------------|------------------|----------------|-------------|---------------|-------------|--------------|-------------|-----------|-----------|------------|------------|-------------|-----------|-----------|----------|-----------|------------|-------------|
| 2021-22 | Vandy | 35-17 | 1136/32.5 | 148-396 | .374 | 79-207 | .382 | 69-86 | .802 | 32 | 71 | 103 | 2.9 | 67-1 | 89 | 99 | 6 | 55 | 444 | 12.7 |
| TOTAL | | 35-17 | 1136/32.5 | 148-396 | .374 | 79-207 | .382 | 69-86 | .802 | 32 | 71 | 103 | 2.9 | 67-1 | 89 | 99 | 6 | 55 | 444 | 12.7 |


24  **Ryenne Allen**

Guard • Freshman • 6-1

Warminster, Pa. • Archbishop Wood

- Led Warminster to 2021 state title
- Top 100 recruit by ESPNHoopGuriz
- Prospects Nation 2022 ELITE 100 watch list

| SEASON | TEAM | GP-GS | MIN | AVG | Field Goals | 3-Point | F-Throws | Rebounds | PF-FO | A | TO | BLK | STL | PTS | AVG | | | | | |
|--------------|-------|------------|-----------------|--------------|-------------|-------------|-------------|------------|--------------|----------|-----------|-----------|------------|-------------|----------|----------|----------|----------|-----------|------------|
| 2022-23 | Vandy | 6-0 | 108/18.0 | 17-36 | .472 | 9-25 | .360 | 6-6 | 1.000 | 4 | 15 | 19 | 3.2 | 13-0 | 3 | 7 | 1 | 2 | 49 | 8.2 |
| TOTAL | | 6-0 | 108/18.0 | 17-36 | .472 | 9-25 | .360 | 6-6 | 1.000 | 4 | 15 | 19 | 3.2 | 13-0 | 3 | 7 | 1 | 2 | 49 | 8.2 |

32  **Amauri Williams**
uh-marr-ee

Center • Freshman • 6-4

North Little Rock, Ark. • North Little Rock

- 13.6 pts, 11.3 reb, and 2.6 blocks as a senior
- 4-star recruit, 9th-best post player in 2022 class (ESPN)
- Top 100 recruit by ESPNHoopGuriz

| SEASON | TEAM | GP-GS |
|--------|------|-------|
|--------|------|-------|



**2022-23 Vanderbilt Women's Basketball
Combined Team Statistics
All games**

Game Records

| Record | Overall | Home | Away | Neutral |
|----------------|---------|------|------|---------|
| ALL GAMES | 5-1 | 3-1 | 2-0 | 0-0 |
| CONFERENCE | 0-0 | 0-0 | 0-0 | 0-0 |
| NON-CONFERENCE | 5-1 | 3-1 | 2-0 | 0-0 |

Score by Periods

| Team | 1st | 2nd | 3rd | 4th | OT | TOT |
|------------|-----|-----|-----|-----|----|-----|
| Vanderbilt | 88 | 111 | 133 | 118 | 0 | 450 |
| Opponents | 81 | 83 | 104 | 93 | 0 | 361 |

Team Box Score

| No. | Player | | | | Total | | 3-Point | | F-Throw | | Rebounds | | | | | | | | | | | |
|------------------|--------------------|----------|-------------|------|----------------|-------------|---------------|-------------|---------------|-------------|-----------|------------|------------|-------------|------------|----------|-----------|------------|-----------|-----------|------------|-------------|
| | | GP-GS | MIN | AVG | FG-FGA | FG% | 3FG-3FGA | 3FG% | FT-FTA | FT% | OFF | DEF | TOT | AVG | PF | DQ | A | TO | BLK | STL | PTS | AVG |
| 11 | HARBISON, Cijaja | 6-6 | 202:15 | 33.7 | 31-69 | .449 | 3-9 | .333 | 35-44 | .795 | 1 | 20 | 21 | 3.5 | 10 | 0 | 33 | 18 | 2 | 15 | 100 | 16.7 |
| 14 | GARRAUD, Marnelle | 6-6 | 185:25 | 30.9 | 28-61 | .459 | 16-35 | .457 | 1-1 | 1.000 | 2 | 13 | 15 | 2.5 | 17 | 0 | 12 | 9 | 3 | 8 | 73 | 12.2 |
| 35 | WASHINGTON, Sacha | 6-6 | 141:16 | 23.5 | 26-46 | .565 | 0-0 | .000 | 15-25 | .600 | 11 | 33 | 44 | 7.3 | 14 | 0 | 5 | 14 | 10 | 5 | 67 | 11.2 |
| 24 | ALLEN, Rynne | 6-0 | 107:59 | 18.0 | 17-36 | .472 | 9-25 | .360 | 6-6 | 1.000 | 4 | 15 | 19 | 3.2 | 13 | 0 | 3 | 7 | 1 | 2 | 49 | 8.2 |
| 32 | WILLIAMS, Amauri | 6-0 | 73:50 | 12.3 | 14-25 | .560 | 2-4 | .500 | 9-15 | .600 | 8 | 15 | 23 | 3.8 | 15 | 0 | 1 | 7 | 3 | 2 | 39 | 6.5 |
| 5 | CHAMBERS, Yaubryon | 6-6 | 134:25 | 22.4 | 17-21 | .810 | 0-0 | .000 | 4-9 | .444 | 14 | 22 | 36 | 6.0 | 19 | 2 | 8 | 12 | 4 | 9 | 38 | 6.3 |
| 12 | WASHINGTON, Demi | 6-0 | 128:59 | 21.5 | 13-29 | .448 | 0-3 | .000 | 8-15 | .533 | 6 | 13 | 19 | 3.2 | 16 | 1 | 6 | 5 | 0 | 10 | 34 | 5.7 |
| 2 | BROWN, Jada | 6-5 | 112:11 | 18.7 | 10-33 | .303 | 3-16 | .188 | 3-4 | .750 | 5 | 3 | 8 | 1.3 | 5 | 0 | 9 | 6 | 0 | 4 | 26 | 4.3 |
| 21 | LACHANCE, Bella | 6-1 | 113:40 | 18.9 | 5-15 | .333 | 1-4 | .250 | 13-16 | .813 | 0 | 9 | 9 | 1.5 | 14 | 0 | 6 | 3 | 1 | 2 | 24 | 4.0 |
| Team | | | | | | | | | | | 9 | 9 | 18 | | | | 9 | | | | | |
| Total | | 6 | 1200 | | 161-335 | .481 | 34-96 | .354 | 94-135 | .696 | 60 | 152 | 212 | 35.3 | 123 | 3 | 83 | 90 | 24 | 57 | 450 | 75.0 |
| Opponents | | 6 | 1200 | | 125-338 | .370 | 29-114 | .254 | 82-128 | .641 | 84 | 129 | 213 | 35.5 | 133 | 2 | 71 | 114 | 18 | 35 | 361 | 60.2 |

Team Statistics

| | VANDY | OPP |
|------------------------|----------------|----------------|
| Scoring | 450 | 361 |
| Points per game | 75.0 | 60.2 |
| Scoring margin | +14.8 | - |
| Field goals-att | 161-335 | 125-338 |
| Field goal pct | .481 | .370 |
| 3 point fg-att | 34-96 | 29-114 |
| 3-point FG pct | .354 | .254 |
| 3-pt FG made per game | 5.7 | 4.8 |
| Free throws-att | 94-135 | 82-128 |
| Free throw pct | .696 | .641 |
| F-Throws made per game | 15.7 | 13.7 |
| Rebounds | 212 | 213 |
| Rebounds per game | 35.3 | 35.5 |
| Rebounding margin | -0.2 | - |
| Assists | 83 | 71 |
| Assists per game | 13.8 | 11.8 |
| Turnovers | 90 | 114 |
| Turnovers per game | 15.0 | 19.0 |
| Turnover margin | +4.0 | - |
| Assist/turnover ratio | 0.9 | 0.6 |
| Steals | 57 | 35 |
| Steals per game | 9.5 | 5.8 |
| Blocks | 24 | 18 |
| Blocks per game | 4.0 | 3.0 |
| Winning streak | 0 | - |
| Home win streak | 0 | - |
| Attendance | 7777 | 2300 |
| Home games-Avg/Game | 4-1944 | 2-1150 |
| Neutral site-Avg/Game | - | 0-0 |

Team Results

| Date | Opponent | | Score | Att. |
|------------|----------------|---|-------|------|
| 11/07/2022 | at Western Ky. | W | 82-71 | 1387 |
| 11/10/2022 | Samford | W | 81-51 | 1702 |
| 11/13/2022 | at Columbia | W | 74-63 | 913 |
| 11/15/2022 | Tarleton St. | W | 84-48 | 2663 |
| 11/17/2022 | Austin Peay | W | 70-61 | 1695 |
| 11/20/2022 | Saint Joseph's | L | 59-67 | 1717 |



**2022-23 Vanderbilt Women's Basketball
Extended Season Box Score
All games**

Game Records

| Record | Overall | Home | Away | Neutral |
|----------------|---------|------|------|---------|
| ALL GAMES | 5-1 | 3-1 | 2-0 | 0-0 |
| CONFERENCE | 0-0 | 0-0 | 0-0 | 0-0 |
| NON-CONFERENCE | 5-1 | 3-1 | 2-0 | 0-0 |

Team Box Score Extended

| No. | Player | | | | Total | | 3-Point | | F-Throw | | Rebounds | | | | | | | | | | | | | | | | |
|------------------|--------------------|----------|-------------|------|----------------|-------------|---------------|-------------|---------------|-------------|-----------|------------|------------|-------------|------------|----------|-----------|--------------|------------|--------------|-------------|-----------|-------------|-----------|-------------|------------|-------------|
| | | GP-GS | MIN | AVG | FG-FGA | FG% | 3FG-3FGA | 3FG% | FT-FTA | FT% | OFF | DEF | TOT | AVG | PF | DQ | A | A/G | TO | TO/G | A/TO | BLK | BLK/G | STL | STL/G | PTS | AVG |
| 11 | HARBISON, Ciaja | 6-6 | 202:15 | 33.7 | 31-69 | .449 | 3-9 | .333 | 35-44 | .795 | 1 | 20 | 21 | 3.5 | 10 | 0 | 33 | 5.50 | 18 | 3.00 | 1.83 | 2 | 0.33 | 15 | 2.50 | 100 | 16.7 |
| 14 | GARRAUD, Marnelle | 6-6 | 185:25 | 30.9 | 28-61 | .459 | 16-35 | .457 | 1-1 | 1.000 | 2 | 13 | 15 | 2.5 | 17 | 0 | 12 | 2.00 | 9 | 1.50 | 1.33 | 3 | 0.50 | 8 | 1.33 | 73 | 12.2 |
| 35 | WASHINGTON, Sacha | 6-6 | 141:16 | 23.5 | 26-46 | .565 | 0-0 | .000 | 15-25 | .600 | 11 | 33 | 44 | 7.3 | 14 | 0 | 5 | 0.83 | 14 | 2.33 | 0.36 | 10 | 1.67 | 5 | 0.83 | 67 | 11.2 |
| 24 | ALLEN, Ryanne | 6-0 | 107:59 | 18.0 | 17-36 | .472 | 9-25 | .360 | 6-6 | 1.000 | 4 | 15 | 19 | 3.2 | 13 | 0 | 3 | 0.50 | 7 | 1.17 | 0.43 | 1 | 0.17 | 2 | 0.33 | 49 | 8.2 |
| 32 | WILLIAMS, Amauri | 6-0 | 73:50 | 12.3 | 14-25 | .560 | 2-4 | .500 | 9-15 | .600 | 8 | 15 | 23 | 3.8 | 15 | 0 | 1 | 0.17 | 7 | 1.17 | 0.14 | 3 | 0.50 | 2 | 0.33 | 39 | 6.5 |
| 5 | CHAMBERS, Yaubryon | 6-6 | 134:25 | 22.4 | 17-21 | .810 | 0-0 | .000 | 4-9 | .444 | 14 | 22 | 36 | 6.0 | 19 | 2 | 8 | 1.33 | 12 | 2.00 | 0.67 | 4 | 0.67 | 9 | 1.50 | 38 | 6.3 |
| 12 | WASHINGTON, Demi | 6-0 | 128:59 | 21.5 | 13-29 | .448 | 0-3 | .000 | 8-15 | .533 | 6 | 13 | 19 | 3.2 | 16 | 1 | 6 | 1.00 | 5 | 0.83 | 1.20 | 0 | 0.00 | 10 | 1.67 | 34 | 5.7 |
| 2 | BROWN, Jada | 6-5 | 112:11 | 18.7 | 10-33 | .303 | 3-16 | .188 | 3-4 | .750 | 5 | 3 | 8 | 1.3 | 5 | 0 | 9 | 1.50 | 6 | 1.00 | 1.50 | 0 | 0.00 | 4 | 0.67 | 26 | 4.3 |
| 21 | LACHANCE, Bella | 6-1 | 113:40 | 18.9 | 5-15 | .333 | 1-4 | .250 | 13-16 | .813 | 0 | 9 | 9 | 1.5 | 14 | 0 | 6 | 1.00 | 3 | 0.50 | 2.00 | 1 | 0.17 | 2 | 0.33 | 24 | 4.0 |
| Total | | 6 | 1200 | | 161-335 | .481 | 34-96 | .354 | 94-135 | .696 | 60 | 152 | 212 | 35.3 | 123 | 3 | 83 | 13.83 | 90 | 15.00 | 0.92 | 24 | 4.00 | 57 | 9.50 | 450 | 75.0 |
| Opponents | | 6 | 1200 | | 125-338 | .370 | 29-114 | .254 | 82-128 | .641 | 84 | 129 | 213 | 35.5 | 133 | 2 | 71 | 11.83 | 114 | 19.00 | 0.62 | 18 | 3.00 | 35 | 5.83 | 361 | 60.2 |

Score by Periods

| Team | 1st | 2nd | 3rd | 4th | OT | TOT |
|------------|-----|-----|-----|-----|----|-----|
| Vanderbilt | 88 | 111 | 133 | 118 | 0 | 450 |
| Opponents | 81 | 83 | 104 | 93 | 0 | 361 |



2022-23 Vanderbilt Women's Basketball
Season Box - Average per 40 Minutes
All games

| ## | Player | min | fgm | fga | pct | 3fgm | 3fga | pct | ftm | fta | pct | oreb | dreb | treb | pf | a | to | blk | stl | pts |
|----|--------------------|-----|-----|------|------|------|------|------|-----|-----|-------|------|------|------|-----|-----|-----|-----|-----|------|
| 24 | ALLEN, Ryanne | 40 | 6.3 | 13.3 | .472 | 3.3 | 9.3 | .360 | 2.2 | 2.2 | 1.000 | 1.5 | 5.6 | 7.0 | 4.8 | 1.1 | 2.6 | 0.4 | 0.7 | 18.2 |
| 2 | BROWN, Jada | 40 | 3.6 | 11.8 | .303 | 1.1 | 5.7 | .188 | 1.1 | 1.4 | .750 | 1.8 | 1.1 | 2.9 | 1.8 | 3.2 | 2.1 | 0.0 | 1.4 | 9.3 |
| 5 | CHAMBERS, Yaubryon | 40 | 5.1 | 6.2 | .810 | 0.0 | 0.0 | .000 | 1.2 | 2.7 | .444 | 4.2 | 6.5 | 10.7 | 5.7 | 2.4 | 3.6 | 1.2 | 2.7 | 11.3 |
| 14 | GARRAUD, Marnelle | 40 | 6.0 | 13.2 | .459 | 3.5 | 7.6 | .457 | 0.2 | 0.2 | 1.000 | 0.4 | 2.8 | 3.2 | 3.7 | 2.6 | 1.9 | 0.6 | 1.7 | 15.7 |
| 11 | HARBISON, Cijaja | 40 | 6.1 | 13.6 | .449 | 0.6 | 1.8 | .333 | 6.9 | 8.7 | .795 | 0.2 | 4.0 | 4.2 | 2.0 | 6.5 | 3.6 | 0.4 | 3.0 | 19.8 |
| 21 | LACHANCE, Bella | 40 | 1.8 | 5.3 | .333 | 0.4 | 1.4 | .250 | 4.6 | 5.6 | .813 | 0.0 | 3.2 | 3.2 | 4.9 | 2.1 | 1.1 | 0.4 | 0.7 | 8.4 |
| 12 | WASHINGTON, Demi | 40 | 4.0 | 9.0 | .448 | 0.0 | 0.9 | .000 | 2.5 | 4.7 | .533 | 1.9 | 4.0 | 5.9 | 5.0 | 1.9 | 1.6 | 0.0 | 3.1 | 10.5 |
| 35 | WASHINGTON, Sacha | 40 | 7.4 | 13.0 | .565 | 0.0 | 0.0 | .000 | 4.2 | 7.1 | .600 | 3.1 | 9.3 | 12.5 | 4.0 | 1.4 | 4.0 | 2.8 | 1.4 | 19.0 |
| 32 | WILLIAMS, Amauri | 40 | 7.6 | 13.5 | .560 | 1.1 | 2.2 | .500 | 4.9 | 8.1 | .600 | 4.3 | 8.1 | 12.5 | 8.1 | 0.5 | 3.8 | 1.6 | 1.1 | 21.1 |

Note: All statistics are pro-rated based on an average per 40-minute game.



**2022-23 Vanderbilt Women's Basketball
Team Overall Conference
All games**

Summary

| Player | Overall Statistics | | | | | | | | | | Conference Statistics | | | | | | | | | |
|--------------------|--------------------|-------|-------------|-------------|-------------|-------------|-------------|-----------|-----------|-------------|-----------------------|-------|-------------|-------------|-------------|------------|------------|----------|----------|------------|
| | GP-GS | MIN/G | FG% | 3FG% | FT% | R/G | A/G | STL | BLK | PTS/G | GP-GS | MIN/G | FG% | 3FG% | FT% | R/G | A/G | STL | BLK | PTS/G |
| HARBISON, Cijaja | 6-6 | 33.7 | .449 | .333 | .795 | 3.5 | 5.5 | 15 | 2 | 16.7 | 0-0 | 0.0 | .000 | .000 | .000 | 0.0 | 0.0 | 0 | 0 | 0.0 |
| GARRAUD, Marnelle | 6-6 | 30.9 | .459 | .457 | 1.000 | 2.5 | 2.0 | 8 | 3 | 12.2 | 0-0 | 0.0 | .000 | .000 | .000 | 0.0 | 0.0 | 0 | 0 | 0.0 |
| WASHINGTON, Sacha | 6-6 | 23.5 | .565 | .000 | .600 | 7.3 | 0.8 | 5 | 10 | 11.2 | 0-0 | 0.0 | .000 | .000 | .000 | 0.0 | 0.0 | 0 | 0 | 0.0 |
| ALLEN, Ryanne | 6-0 | 18.0 | .472 | .360 | 1.000 | 3.2 | 0.5 | 2 | 1 | 8.2 | 0-0 | 0.0 | .000 | .000 | .000 | 0.0 | 0.0 | 0 | 0 | 0.0 |
| WILLIAMS, Amauri | 6-0 | 12.3 | .560 | .500 | .600 | 3.8 | 0.2 | 2 | 3 | 6.5 | 0-0 | 0.0 | .000 | .000 | .000 | 0.0 | 0.0 | 0 | 0 | 0.0 |
| CHAMBERS, Yaubryon | 6-6 | 22.4 | .810 | .000 | .444 | 6.0 | 1.3 | 9 | 4 | 6.3 | 0-0 | 0.0 | .000 | .000 | .000 | 0.0 | 0.0 | 0 | 0 | 0.0 |
| WASHINGTON, Demi | 6-0 | 21.5 | .448 | .000 | .533 | 3.2 | 1.0 | 10 | 0 | 5.7 | 0-0 | 0.0 | .000 | .000 | .000 | 0.0 | 0.0 | 0 | 0 | 0.0 |
| BROWN, Jada | 6-5 | 18.7 | .303 | .188 | .750 | 1.3 | 1.5 | 4 | 0 | 4.3 | 0-0 | 0.0 | .000 | .000 | .000 | 0.0 | 0.0 | 0 | 0 | 0.0 |
| LACHANCE, Bella | 6-1 | 18.9 | .333 | .250 | .813 | 1.5 | 1.0 | 2 | 1 | 4.0 | 0-0 | 0.0 | .000 | .000 | .000 | 0.0 | 0.0 | 0 | 0 | 0.0 |
| Totals | 6 | | .481 | .354 | .696 | 35.3 | 13.8 | 57 | 24 | 75.0 | 0 | | .000 | .000 | .000 | 0.0 | 0.0 | 0 | 0 | 0.0 |
| Opponent | 6 | | .370 | .254 | .641 | 35.5 | 11.8 | 35 | 18 | 60.2 | 0 | | .000 | .000 | .000 | 0.0 | 0.0 | 0 | 0 | 0.0 |

Scoring

| Player | Overall Statistics | | | | | | | | Conference Statistics | | | | | | | |
|--------------------|--------------------|-------------|---------------|-------------|---------------|-------------|------------|-------------|-----------------------|-------------|------------|-------------|------------|-------------|----------|------------|
| | FG-FGA | FG% | 3FG-3FGA | 3FG% | FT-FTA | FT% | PTS | PTS/G | FG-FGA | FG% | 3FG-3FGA | 3FG% | FT-FTA | FT% | PTS | PTS/G |
| HARBISON, Cijaja | 31-69 | .449 | 3-9 | .333 | 35-44 | .795 | 100 | 16.7 | 0-0 | .000 | 0-0 | .000 | 0-0 | .000 | 0 | 0.0 |
| GARRAUD, Marnelle | 28-61 | .459 | 16-35 | .457 | 1-1 | 1.000 | 73 | 12.2 | 0-0 | .000 | 0-0 | .000 | 0-0 | .000 | 0 | 0.0 |
| WASHINGTON, Sacha | 26-46 | .565 | 0-0 | .000 | 15-25 | .600 | 67 | 11.2 | 0-0 | .000 | 0-0 | .000 | 0-0 | .000 | 0 | 0.0 |
| ALLEN, Ryanne | 17-36 | .472 | 9-25 | .360 | 6-6 | 1.000 | 49 | 8.2 | 0-0 | .000 | 0-0 | .000 | 0-0 | .000 | 0 | 0.0 |
| WILLIAMS, Amauri | 14-25 | .560 | 2-4 | .500 | 9-15 | .600 | 39 | 6.5 | 0-0 | .000 | 0-0 | .000 | 0-0 | .000 | 0 | 0.0 |
| CHAMBERS, Yaubryon | 17-21 | .810 | 0-0 | .000 | 4-9 | .444 | 38 | 6.3 | 0-0 | .000 | 0-0 | .000 | 0-0 | .000 | 0 | 0.0 |
| WASHINGTON, Demi | 13-29 | .448 | 0-3 | .000 | 8-15 | .533 | 34 | 5.7 | 0-0 | .000 | 0-0 | .000 | 0-0 | .000 | 0 | 0.0 |
| BROWN, Jada | 10-33 | .303 | 3-16 | .188 | 3-4 | .750 | 26 | 4.3 | 0-0 | .000 | 0-0 | .000 | 0-0 | .000 | 0 | 0.0 |
| LACHANCE, Bella | 5-15 | .333 | 1-4 | .250 | 13-16 | .813 | 24 | 4.0 | 0-0 | .000 | 0-0 | .000 | 0-0 | .000 | 0 | 0.0 |
| Totals | 161-335 | .481 | 34-96 | .354 | 94-135 | .696 | 450 | 75.0 | 0-0 | .000 | 0-0 | .000 | 0-0 | .000 | 0 | 0.0 |
| Opponent | 125-338 | .370 | 29-114 | .254 | 82-128 | .641 | 361 | 60.2 | 0-0 | .000 | 0-0 | .000 | 0-0 | .000 | 0 | 0.0 |

Totals

| Player | Overall Statistics | | | | | | | | | | Conference Statistics | | | | | | | | | |
|--------------------|--------------------|------------|------------|------------|----------|-----------|------------|------------|----|-----------|-----------------------|----------|----------|----------|----------|----------|----------|------------|----|----------|
| | O-REB | D-REB | TOTAL | PF | FO | A | TO | A/TO | HI | PTS | O-REB | D-REB | TOTAL | PF | FO | A | TO | A/TO | HI | PTS |
| HARBISON, Cijaja | 1 | 20 | 21 | 10 | 0 | 33 | 18 | 1.8 | | 28 | 0 | 0 | 0 | 0 | 0 | 0 | 0 | 0.0 | | 0 |
| GARRAUD, Marnelle | 2 | 13 | 15 | 17 | 0 | 12 | 9 | 1.3 | | 16 | 0 | 0 | 0 | 0 | 0 | 0 | 0 | 0.0 | | 0 |
| WASHINGTON, Sacha | 11 | 33 | 44 | 14 | 0 | 5 | 14 | 0.4 | | 15 | 0 | 0 | 0 | 0 | 0 | 0 | 0 | 0.0 | | 0 |
| ALLEN, Ryanne | 4 | 15 | 19 | 13 | 0 | 3 | 7 | 0.4 | | 17 | 0 | 0 | 0 | 0 | 0 | 0 | 0 | 0.0 | | 0 |
| WILLIAMS, Amauri | 8 | 15 | 23 | 15 | 0 | 1 | 7 | 0.1 | | 13 | 0 | 0 | 0 | 0 | 0 | 0 | 0 | 0.0 | | 0 |
| CHAMBERS, Yaubryon | 14 | 22 | 36 | 19 | 2 | 8 | 12 | 0.7 | | 10 | 0 | 0 | 0 | 0 | 0 | 0 | 0 | 0.0 | | 0 |
| WASHINGTON, Demi | 6 | 13 | 19 | 16 | 1 | 6 | 5 | 1.2 | | 8 | 0 | 0 | 0 | 0 | 0 | 0 | 0 | 0.0 | | 0 |
| BROWN, Jada | 5 | 3 | 8 | 5 | 0 | 9 | 6 | 1.5 | | 9 | 0 | 0 | 0 | 0 | 0 | 0 | 0 | 0.0 | | 0 |
| LACHANCE, Bella | 0 | 9 | 9 | 14 | 0 | 6 | 3 | 2.0 | | 6 | 0 | 0 | 0 | 0 | 0 | 0 | 0 | 0.0 | | 0 |
| Totals | 60 | 152 | 212 | 123 | 3 | 83 | 90 | 0.9 | | 84 | 0 | 0 | 0 | 0 | 0 | 0 | 0 | 0.0 | | 0 |
| Opponent | 84 | 129 | 213 | 133 | 2 | 71 | 114 | 0.6 | | 71 | 0 | 0 | 0 | 0 | 0 | 0 | 0 | 0.0 | | 0 |



**2022-23 Vanderbilt Women's Basketball
Season/Career Statistics
All games**

Summary

| Player | Season Statistics | | | | | | | | | | Career Statistics | | | | | | | | | |
|--------------------|-------------------|-------|------|------|-------|-----|-----|-----|-----|-------|-------------------|-------|------|------|-------|-----|-----|-----|-----|-------|
| | GP-GS | MIN/G | FG% | 3FG% | FT% | R/G | A/G | STL | BLK | PTS/G | GP-GS | MIN/G | FG% | 3FG% | FT% | R/G | A/G | STL | BLK | PTS/G |
| ALLEN, Ryanne | 6-0 | 18.0 | .472 | .360 | 1.000 | 3.2 | 0.5 | 2 | 1 | 8.2 | 6-0 | 18.0 | .472 | .360 | 1.000 | 3.2 | 0.5 | 2 | 1 | 8.2 |
| BROWN, Jada | 6-5 | 18.7 | .303 | .188 | .750 | 1.3 | 1.5 | 4 | 0 | 4.3 | 6-5 | 18.7 | .303 | .188 | .750 | 1.3 | 1.5 | 4 | 0 | 4.3 |
| CHAMBERS, Yaubryon | 6-6 | 22.4 | .810 | .000 | .444 | 6.0 | 1.3 | 9 | 4 | 6.3 | 61-14 | 12.5 | .526 | .000 | .611 | 3.1 | 0.4 | 39 | 21 | 2.9 |
| GARRAUD, Marnelle | 6-6 | 30.9 | .459 | .457 | 1.000 | 2.5 | 2.0 | 8 | 3 | 12.2 | 120-108 | 28.7 | .380 | .346 | .786 | 3.0 | 3.2 | 210 | 29 | 8.5 |
| HARBISON, Cijaja | 6-6 | 33.7 | .449 | .333 | .795 | 3.5 | 5.5 | 15 | 2 | 16.7 | 112-112 | 36.5 | .396 | .308 | .806 | 2.7 | 3.9 | 171 | 16 | 16.0 |
| LACHANCE, Bella | 6-1 | 18.9 | .333 | .250 | .813 | 1.5 | 1.0 | 2 | 1 | 4.0 | 40-15 | 12.4 | .286 | .261 | .763 | 0.9 | 0.8 | 15 | 2 | 1.8 |
| WASHINGTON, Demi | 6-0 | 21.5 | .448 | .000 | .533 | 3.2 | 1.0 | 10 | 0 | 5.7 | 70-38 | 18.5 | .426 | .000 | .574 | 2.7 | 0.6 | 51 | 5 | 4.5 |
| WASHINGTON, Sacha | 6-6 | 23.5 | .565 | .000 | .600 | 7.3 | 0.8 | 5 | 10 | 11.2 | 41-14 | 20.7 | .481 | .000 | .664 | 6.7 | 0.8 | 31 | 29 | 8.1 |
| WILLIAMS, Amauri | 6-0 | 12.3 | .560 | .500 | .600 | 3.8 | 0.2 | 2 | 3 | 6.5 | 6-0 | 12.3 | .560 | .500 | .600 | 3.8 | 0.2 | 2 | 3 | 6.5 |

Scoring

| Player | Season Statistics | | | | | | | | Career Statistics | | | | | | | |
|--------------------|-------------------|------|----------|------|--------|-------|-----|-------|-------------------|------|----------|------|---------|-------|------|-------|
| | FG-FGA | FG% | 3FG-3FGA | 3FG% | FT-FTA | FT% | PTS | PTS/G | FG-FGA | FG% | 3FG-3FGA | 3FG% | FT-FTA | FT% | PTS | PTS/G |
| ALLEN, Ryanne | 17-36 | .472 | 9-25 | .360 | 6-6 | 1.000 | 49 | 8.2 | 17-36 | .472 | 9-25 | .360 | 6-6 | 1.000 | 49 | 8.2 |
| BROWN, Jada | 10-33 | .303 | 3-16 | .188 | 3-4 | .750 | 26 | 4.3 | 10-33 | .303 | 3-16 | .188 | 3-4 | .750 | 26 | 4.3 |
| CHAMBERS, Yaubryon | 17-21 | .810 | 0-0 | .000 | 4-9 | .444 | 38 | 6.3 | 72-137 | .526 | 0-1 | .000 | 33-54 | .611 | 177 | 2.9 |
| GARRAUD, Marnelle | 28-61 | .459 | 16-35 | .457 | 1-1 | 1.000 | 73 | 12.2 | 348-916 | .380 | 189-546 | .346 | 132-168 | .786 | 1017 | 8.5 |
| HARBISON, Cijaja | 31-69 | .449 | 3-9 | .333 | 35-44 | .795 | 100 | 16.7 | 647-1634 | .396 | 100-325 | .308 | 394-489 | .806 | 1788 | 16.0 |
| LACHANCE, Bella | 5-15 | .333 | 1-4 | .250 | 13-16 | .813 | 24 | 4.0 | 18-63 | .286 | 6-23 | .261 | 29-38 | .763 | 71 | 1.8 |
| WASHINGTON, Demi | 13-29 | .448 | 0-3 | .000 | 8-15 | .533 | 34 | 5.7 | 139-326 | .426 | 0-7 | .000 | 35-61 | .574 | 313 | 4.5 |
| WASHINGTON, Sacha | 26-46 | .565 | 0-0 | .000 | 15-25 | .600 | 67 | 11.2 | 130-270 | .481 | 0-0 | .000 | 73-110 | .664 | 333 | 8.1 |
| WILLIAMS, Amauri | 14-25 | .560 | 2-4 | .500 | 9-15 | .600 | 39 | 6.5 | 14-25 | .560 | 2-4 | .500 | 9-15 | .600 | 39 | 6.5 |

Totals

| Player | Season Statistics | | | | | | | | Career Statistics | | | | | | | |
|--------------------|-------------------|-------|-------|----|----|----|----|------|-------------------|-------|-------|-----|----|-----|-----|------|
| | O-REB | D-REB | TOTAL | PF | FO | A | TO | A/TO | O-REB | D-REB | TOTAL | PF | FO | A | TO | A/TO |
| ALLEN, Ryanne | 4 | 15 | 19 | 13 | 0 | 3 | 7 | 0.4 | 4 | 15 | 19 | 13 | 0 | 3 | 7 | 0.4 |
| BROWN, Jada | 5 | 3 | 8 | 5 | 0 | 9 | 6 | 1.5 | 5 | 3 | 8 | 5 | 0 | 9 | 6 | 1.5 |
| CHAMBERS, Yaubryon | 14 | 22 | 36 | 19 | 2 | 8 | 12 | 0.7 | 71 | 116 | 187 | 102 | 3 | 26 | 54 | 0.5 |
| GARRAUD, Marnelle | 2 | 13 | 15 | 17 | 0 | 12 | 9 | 1.3 | 81 | 277 | 358 | 318 | 6 | 385 | 323 | 1.2 |
| HARBISON, Cijaja | 1 | 20 | 21 | 10 | 0 | 33 | 18 | 1.8 | 49 | 256 | 305 | 208 | 0 | 436 | 382 | 1.1 |
| LACHANCE, Bella | 0 | 9 | 9 | 14 | 0 | 6 | 3 | 2.0 | 4 | 32 | 36 | 45 | 0 | 30 | 13 | 2.3 |
| WASHINGTON, Demi | 6 | 13 | 19 | 16 | 1 | 6 | 5 | 1.2 | 59 | 131 | 190 | 136 | 2 | 41 | 80 | 0.5 |
| WASHINGTON, Sacha | 11 | 33 | 44 | 14 | 0 | 5 | 14 | 0.4 | 124 | 150 | 274 | 101 | 2 | 31 | 71 | 0.4 |
| WILLIAMS, Amauri | 8 | 15 | 23 | 15 | 0 | 1 | 7 | 0.1 | 8 | 15 | 23 | 15 | 0 | 1 | 7 | 0.1 |



2022-23 Vanderbilt Women's Basketball
Season Schedule/Results & Leaders
All games

Game Records

| Record | Overall | Home | Away | Neutral |
|----------------|---------|------|------|---------|
| ALL GAMES | 5-1 | 3-1 | 2-0 | 0-0 |
| CONFERENCE | 0-0 | 0-0 | 0-0 | 0-0 |
| NON-CONFERENCE | 5-1 | 3-1 | 2-0 | 0-0 |

Team Results

| Date | Opponent | Score | Att. | High Points | High Rebounds |
|------------|--------------------|-------|------|----------------------------------------------|-------------------------------------------------|
| 11/07/2022 | at Western Ky. W | 82-71 | 1387 | (28) HARBISON, Cijaja | (8) CHAMBERS, Yaubryon (8) WASHINGTON, Sacha |
| 11/10/2022 | Samford W | 81-51 | 1702 | (17) ALLEN, Ryanne | (10) WASHINGTON, Sacha |
| 11/13/2022 | at Columbia W | 74-63 | 913 | (27) HARBISON, Cijaja | (6) WASHINGTON, Demi (6) WILLIAMS, Amauri |
| 11/15/2022 | Tarleton St. W | 84-48 | 2663 | (16) GARRAUD, Marnelle | (6) HARBISON, Cijaja (6) WASHINGTON, Sacha |
| 11/17/2022 | Austin Peay W | 70-61 | 1695 | (22) HARBISON, Cijaja | (9) WASHINGTON, Sacha |
| 11/20/2022 | Saint Joseph's L | 59-67 | 1717 | (11) GARRAUD, Marnelle (11) ALLEN, Ryanne | (8) CHAMBERS, Yaubryon |

Attendance Summary

| | Games | Attend | Avg/Game |
|--------------|----------|--------------|-------------|
| Home | 4 | 7777 | 1944 |
| Away | 2 | 2300 | 1150 |
| Neutral | 0 | 0 | 0 |
| Total | 6 | 10077 | 1680 |



**2022-23 Vanderbilt Women's Basketball
Team Game-by-Game
All games**

| Opponent | Date | Score | W | Total | | 3-Pointers | | Free throws | | Rebounds | | | | PF | A | TO | BLK | STL | PTS | AVG |
|----------------|------------|------------|---|----------------|-------------|--------------|-------------|---------------|-------------|-----------|------------|------------|-------------|------------|-----------|-----------|-----------|-----------|------------|-------------|
| | | | | FG-FGA | PCT | 3FG-3FGA | PCT | FT-FTA | PCT | OFF | DEF | TOT | AVG | | | | | | | |
| at Western Ky. | 11/07/2022 | 82-71 | W | 28-49 | .571 | 4-15 | .267 | 22-31 | .710 | 8 | 25 | 33 | 33.0 | 32 | 15 | 21 | 6 | 8 | 82 | 82.0 |
| Samford | 11/10/2022 | 81-51 | W | 28-65 | .431 | 12-25 | .480 | 13-22 | .591 | 14 | 29 | 43 | 38.0 | 19 | 18 | 12 | 3 | 8 | 81 | 81.5 |
| at Columbia | 11/13/2022 | 74-63 | W | 24-56 | .429 | 4-10 | .400 | 22-29 | .759 | 11 | 27 | 38 | 38.0 | 21 | 13 | 16 | 8 | 10 | 74 | 79.0 |
| Tarleton St. | 11/15/2022 | 84-48 | W | 32-58 | .552 | 7-19 | .368 | 13-21 | .619 | 10 | 27 | 37 | 37.8 | 14 | 18 | 12 | 0 | 11 | 84 | 80.3 |
| Austin Peay | 11/17/2022 | 70-61 | W | 25-50 | .500 | 5-14 | .357 | 15-22 | .682 | 11 | 24 | 35 | 37.2 | 20 | 12 | 19 | 3 | 14 | 70 | 78.2 |
| Saint Joseph's | 11/20/2022 | 59-67 | L | 24-57 | .421 | 2-13 | .154 | 9-10 | .900 | 6 | 20 | 26 | 35.3 | 17 | 7 | 10 | 4 | 6 | 59 | 75.0 |
| Total | | 450 | | 161-335 | .481 | 34-96 | .354 | 94-135 | .696 | 60 | 152 | 212 | 35.3 | 123 | 83 | 90 | 24 | 57 | 450 | 75.0 |
| Opponents | | 361 | | 125-338 | .370 | 29-114 | .254 | 82-128 | .641 | 84 | 129 | 213 | 35.5 | 133 | 71 | 114 | 18 | 35 | 361 | 60.2 |

Vanderbilt Averages

| Games Played | Points/game | FG Pct | 3FG Pct | FT Pct | Rebounds/game | Assists/game | Turnovers/game | Assist/Turnover ratio | Steals/game | Blocks/game |
|--------------|-------------|--------|---------|--------|---------------|--------------|----------------|-----------------------|-------------|-------------|
| 6 | 75.0 | 48.1 | 35.4 | 69.6 | 35.3 | 13.8 | 15.0 | 0.9 | 9.5 | 4.0 |



**2022-23 Vanderbilt Women's Basketball
Opponents Game-by-Game
All games**

| Opponent | Date | Score | W | Total | | 3-Pointers | | Free throws | | Rebounds | | | | | | | | | | |
|----------------|------------|------------|---|----------------|-------------|---------------|-------------|---------------|-------------|-----------|------------|------------|-------------|------------|-----------|------------|-----------|-----------|------------|-------------|
| | | | | FG-FGA | PCT | 3FG-3FGA | PCT | FT-FTA | PCT | OFF | DEF | TOT | AVG | PF | A | TO | BLK | STL | PTS | AVG |
| at Western Ky. | 11/07/2022 | 82-71 | W | 24-63 | .381 | 5-22 | .227 | 18-30 | .600 | 18 | 16 | 34 | 34.0 | 26 | 16 | 21 | 1 | 10 | 71 | 71.0 |
| Samford | 11/10/2022 | 81-51 | W | 18-51 | .353 | 3-16 | .188 | 12-20 | .600 | 10 | 25 | 35 | 34.5 | 24 | 9 | 21 | 5 | 4 | 51 | 61.0 |
| at Columbia | 11/13/2022 | 74-63 | W | 23-67 | .343 | 6-21 | .286 | 11-25 | .440 | 24 | 22 | 46 | 38.3 | 25 | 15 | 17 | 4 | 6 | 63 | 61.7 |
| Tarleton St. | 11/15/2022 | 84-48 | W | 16-48 | .333 | 6-22 | .273 | 10-14 | .714 | 7 | 21 | 28 | 35.8 | 18 | 6 | 22 | 2 | 4 | 48 | 58.3 |
| Austin Peay | 11/17/2022 | 70-61 | W | 21-51 | .412 | 2-10 | .200 | 17-23 | .739 | 10 | 17 | 27 | 34.0 | 22 | 9 | 18 | 4 | 7 | 61 | 58.8 |
| Saint Joseph's | 11/20/2022 | 59-67 | L | 23-58 | .397 | 7-23 | .304 | 14-16 | .875 | 15 | 28 | 43 | 35.5 | 18 | 16 | 15 | 2 | 4 | 67 | 60.2 |
| Total | | 361 | | 125-338 | .370 | 29-114 | .254 | 82-128 | .641 | 84 | 129 | 213 | 35.5 | 133 | 71 | 114 | 18 | 35 | 361 | 60.2 |
| Vanderbilt | | 450 | | 161-335 | .481 | 34-96 | .354 | 94-135 | .696 | 60 | 152 | 212 | 35.3 | 123 | 83 | 90 | 24 | 57 | 450 | 75.0 |

Opponents Averages

| Games Played | Points/game | FG Pct | 3FG Pct | FT Pct | Rebounds/game | Assists/game | Turnovers/game | Assist/Turnover ratio | Steals/game | Blocks/game |
|--------------|-------------|--------|---------|--------|---------------|--------------|----------------|-----------------------|-------------|-------------|
| 6 | 60.2 | 37.0 | 25.4 | 64.1 | 35.5 | 11.8 | 19.0 | 0.6 | 5.8 | 3.0 |



**2022-23 Vanderbilt Women's Basketball
Individual Game-by-Game
All games**

#2 BROWN, Jada

| Opponent | Date | GS | MIN | Total | | 3-Pointers | | Free throws | | Rebounds | | | | PF | A | TO | BLK | STL | PTS | AVG |
|----------------|------------|----------|---------------|--------------|-------------|-------------|-------------|-------------|-------------|----------|----------|----------|------------|----------|----------|----------|----------|----------|-----------|------------|
| | | | | FG-FGA | PCT | 3FG-3FGA | PCT | FT-FTA | PCT | OFF | DEF | TOT | AVG | | | | | | | |
| at Western Ky. | 11/07/2022 | * | 09:14 | 0-5 | .000 | 0-3 | .000 | 0-0 | .000 | 0 | 0 | 0 | 0.0 | 3 | 0 | 1 | 0 | 0 | 0 | 0.0 |
| Samford | 11/10/2022 | * | 30:33 | 3-12 | .250 | 2-6 | .333 | 0-0 | .000 | 2 | 1 | 3 | 1.5 | 1 | 2 | 1 | 0 | 0 | 8 | 4.0 |
| at Columbia | 11/13/2022 | * | 14:38 | 0-2 | .000 | 0-1 | .000 | 2-2 | 1.000 | 0 | 0 | 0 | 1.0 | 0 | 2 | 0 | 0 | 0 | 2 | 3.3 |
| Tarleton St. | 11/15/2022 | * | 31:33 | 4-7 | .571 | 0-3 | .000 | 1-2 | .500 | 0 | 2 | 2 | 1.3 | 0 | 5 | 0 | 0 | 1 | 9 | 4.8 |
| Austin Peay | 11/17/2022 | * | 20:09 | 3-6 | .500 | 1-2 | .500 | 0-0 | .000 | 3 | 0 | 3 | 1.6 | 0 | 0 | 3 | 0 | 2 | 7 | 5.2 |
| Saint Joseph's | 11/20/2022 | | 06:06 | 0-1 | .000 | 0-1 | .000 | 0-0 | .000 | 0 | 0 | 0 | 1.3 | 1 | 0 | 1 | 0 | 1 | 0 | 4.3 |
| Totals | | 5 | 112:11 | 10-33 | .303 | 3-16 | .188 | 3-4 | .750 | 5 | 3 | 8 | 1.3 | 5 | 9 | 6 | 0 | 4 | 26 | 4.3 |

Player Averages

| Games Played | Minutes/ game | Points/ game | FG Pct | 3FG Pct | FT Pct | Rebounds/ game | Assists/ game | Turnovers/ game | Assist/Turnover ratio | Steals/ game | Blocks/ game |
|--------------|---------------|--------------|--------|---------|--------|----------------|---------------|-----------------|-----------------------|--------------|--------------|
| 6 | 18.7 | 4.3 | 30.3 | 18.8 | 75.0 | 1.3 | 1.5 | 1.0 | 1.5 | 0.7 | 0.0 |



**2022-23 Vanderbilt Women's Basketball
Individual Game-by-Game
All games**

#5 CHAMBERS, Yaubryon

| Opponent | Date | GS | MIN | Total | | 3-Pointers | | Free throws | | Rebounds | | | | PF | A | TO | BLK | STL | PTS | AVG |
|----------------|------------|----------|---------------|--------------|-------------|------------|-------------|-------------|-------------|-----------|-----------|-----------|------------|-----------|----------|-----------|----------|----------|-----------|------------|
| | | | | FG-FGA | PCT | 3FG-3FGA | PCT | FT-FTA | PCT | OFF | DEF | TOT | AVG | | | | | | | |
| at Western Ky. | 11/07/2022 | * | 28:33 | 5-5 | 1.000 | 0-0 | .000 | 0-1 | .000 | 2 | 6 | 8 | 8.0 | 3 | 5 | 6 | 1 | 3 | 10 | 10.0 |
| Samford | 11/10/2022 | * | 14:23 | 2-4 | .500 | 0-0 | .000 | 1-2 | .500 | 3 | 4 | 7 | 7.5 | 2 | 0 | 0 | 0 | 1 | 5 | 7.5 |
| at Columbia | 11/13/2022 | * | 18:23 | 2-3 | .667 | 0-0 | .000 | 2-2 | 1.000 | 2 | 3 | 5 | 6.7 | 5 | 0 | 2 | 2 | 2 | 6 | 7.0 |
| Tarleton St. | 11/15/2022 | * | 22:38 | 1-1 | 1.000 | 0-0 | .000 | 0-0 | .000 | 1 | 1 | 2 | 5.5 | 3 | 1 | 1 | 0 | 0 | 2 | 5.8 |
| Austin Peay | 11/17/2022 | * | 27:49 | 4-4 | 1.000 | 0-0 | .000 | 1-4 | .250 | 2 | 4 | 6 | 5.6 | 5 | 2 | 2 | 1 | 2 | 9 | 6.4 |
| Saint Joseph's | 11/20/2022 | * | 22:40 | 3-4 | .750 | 0-0 | .000 | 0-0 | .000 | 4 | 4 | 8 | 6.0 | 1 | 0 | 1 | 0 | 1 | 6 | 6.3 |
| Totals | | 6 | 134:25 | 17-21 | .810 | 0-0 | .000 | 4-9 | .444 | 14 | 22 | 36 | 6.0 | 19 | 8 | 12 | 4 | 9 | 38 | 6.3 |

Player Averages

| Games Played | Minutes/game | Points/game | FG Pct | 3FG Pct | FT Pct | Rebounds/game | Assists/game | Turnovers/game | Assist/Turnover ratio | Steals/game | Blocks/game |
|--------------|--------------|-------------|--------|---------|--------|---------------|--------------|----------------|-----------------------|-------------|-------------|
| 6 | 22.4 | 6.3 | 81.0 | 0.0 | 44.4 | 6.0 | 1.3 | 2.0 | 0.7 | 1.5 | 0.7 |



**2022-23 Vanderbilt Women's Basketball
Individual Game-by-Game
All games**

#11 HARBISON, Ciaja

| Opponent | Date | GS | MIN | Total | | 3-Pointers | | Free throws | | Rebounds | | | | PF | A | TO | BLK | STL | PTS | AVG |
|----------------|------------|----------|---------------|--------------|-------------|------------|-------------|--------------|-------------|----------|-----------|-----------|------------|-----------|-----------|-----------|----------|-----------|------------|-------------|
| | | | | FG-FGA | PCT | 3FG-3FGA | PCT | FT-FTA | PCT | OFF | DEF | TOT | AVG | | | | | | | |
| at Western Ky. | 11/07/2022 | * | 37:54 | 7-8 | .875 | 2-2 | 1.000 | 12-14 | .857 | 0 | 4 | 4 | 4.0 | 2 | 5 | 2 | 2 | 1 | 28 | 28.0 |
| Samford | 11/10/2022 | * | 29:59 | 3-10 | .300 | 1-2 | .500 | 0-0 | .000 | 1 | 3 | 4 | 4.0 | 0 | 7 | 4 | 0 | 4 | 7 | 17.5 |
| at Columbia | 11/13/2022 | * | 36:12 | 9-13 | .692 | 0-0 | .000 | 9-12 | .750 | 0 | 2 | 2 | 3.3 | 1 | 7 | 4 | 0 | 4 | 27 | 20.7 |
| Tarleton St. | 11/15/2022 | * | 27:40 | 2-9 | .222 | 0-2 | .000 | 2-4 | .500 | 0 | 6 | 6 | 4.0 | 1 | 7 | 1 | 0 | 1 | 6 | 17.0 |
| Austin Peay | 11/17/2022 | * | 32:49 | 6-15 | .400 | 0-2 | .000 | 10-12 | .833 | 0 | 3 | 3 | 3.8 | 3 | 5 | 5 | 0 | 3 | 22 | 18.0 |
| Saint Joseph's | 11/20/2022 | * | 37:40 | 4-14 | .286 | 0-1 | .000 | 2-2 | 1.000 | 0 | 2 | 2 | 3.5 | 3 | 2 | 2 | 0 | 2 | 10 | 16.7 |
| Totals | | 6 | 202:15 | 31-69 | .449 | 3-9 | .333 | 35-44 | .795 | 1 | 20 | 21 | 3.5 | 10 | 33 | 18 | 2 | 15 | 100 | 16.7 |

Player Averages

| Games Played | Minutes/game | Points/game | FG Pct | 3FG Pct | FT Pct | Rebounds/game | Assists/game | Turnovers/game | Assist/Turnover ratio | Steals/game | Blocks/game |
|--------------|--------------|-------------|--------|---------|--------|---------------|--------------|----------------|-----------------------|-------------|-------------|
| 6 | 33.7 | 16.7 | 44.9 | 33.3 | 79.5 | 3.5 | 5.5 | 3.0 | 1.8 | 2.5 | 0.3 |



**2022-23 Vanderbilt Women's Basketball
Individual Game-by-Game
All games**

#12 WASHINGTON, Demi

| Opponent | Date | GS | MIN | Total | | 3-Pointers | | Free throws | | Rebounds | | | | PF | A | TO | BLK | STL | PTS | AVG |
|----------------|------------|----------|---------------|--------------|-------------|------------|-------------|-------------|-------------|----------|-----------|-----------|------------|-----------|----------|----------|----------|-----------|-----------|------------|
| | | | | FG-FGA | PCT | 3FG-3FGA | PCT | FT-FTA | PCT | OFF | DEF | TOT | AVG | | | | | | | |
| at Western Ky. | 11/07/2022 | | 22:36 | 4-6 | .667 | 0-0 | .000 | 0-2 | .000 | 2 | 1 | 3 | 3.0 | 5 | 0 | 3 | 0 | 2 | 8 | 8.0 |
| Samford | 11/10/2022 | | 15:31 | 2-3 | .667 | 0-0 | .000 | 4-7 | .571 | 2 | 0 | 2 | 2.5 | 4 | 2 | 0 | 0 | 1 | 8 | 8.0 |
| at Columbia | 11/13/2022 | | 31:11 | 2-9 | .222 | 0-2 | .000 | 2-4 | .500 | 1 | 5 | 6 | 3.7 | 2 | 1 | 1 | 0 | 3 | 6 | 7.3 |
| Tarleton St. | 11/15/2022 | | 20:50 | 3-4 | .750 | 0-0 | .000 | 2-2 | 1.000 | 0 | 2 | 2 | 3.3 | 2 | 0 | 1 | 0 | 2 | 8 | 7.5 |
| Austin Peay | 11/17/2022 | | 19:38 | 0-4 | .000 | 0-0 | .000 | 0-0 | .000 | 1 | 2 | 3 | 3.2 | 1 | 2 | 0 | 0 | 1 | 0 | 6.0 |
| Saint Joseph's | 11/20/2022 | | 19:12 | 2-3 | .667 | 0-1 | .000 | 0-0 | .000 | 0 | 3 | 3 | 3.2 | 2 | 1 | 0 | 0 | 1 | 4 | 5.7 |
| Totals | | 0 | 128:59 | 13-29 | .448 | 0-3 | .000 | 8-15 | .533 | 6 | 13 | 19 | 3.2 | 16 | 6 | 5 | 0 | 10 | 34 | 5.7 |

Player Averages

| Games Played | Minutes/game | Points/game | FG Pct | 3FG Pct | FT Pct | Rebounds/game | Assists/game | Turnovers/game | Assist/Turnover ratio | Steals/game | Blocks/game |
|--------------|--------------|-------------|--------|---------|--------|---------------|--------------|----------------|-----------------------|-------------|-------------|
| 6 | 21.5 | 5.7 | 44.8 | 0.0 | 53.3 | 3.2 | 1.0 | 0.8 | 1.2 | 1.7 | 0.0 |



**2022-23 Vanderbilt Women's Basketball
Individual Game-by-Game
All games**

#14 GARRAUD, Marnelle

| Opponent | Date | GS | MIN | Total | | 3-Pointers | | Free throws | | Rebounds | | | | PF | A | TO | BLK | STL | PTS | AVG |
|----------------|------------|----------|---------------|--------------|-------------|--------------|-------------|-------------|--------------|----------|-----------|-----------|------------|-----------|-----------|----------|----------|----------|-----------|-------------|
| | | | | FG-FGA | PCT | 3FG-3FGA | PCT | FT-FTA | PCT | OFF | DEF | TOT | AVG | | | | | | | |
| at Western Ky. | 11/07/2022 | * | 32:27 | 3-7 | .429 | 1-5 | .200 | 1-1 | 1.000 | 0 | 0 | 0 | 0.0 | 4 | 2 | 3 | 1 | 0 | 8 | 8.0 |
| Samford | 11/10/2022 | * | 28:36 | 6-13 | .462 | 3-6 | .500 | 0-0 | .000 | 0 | 3 | 3 | 1.5 | 3 | 2 | 1 | 0 | 1 | 15 | 11.5 |
| at Columbia | 11/13/2022 | * | 32:08 | 4-9 | .444 | 4-5 | .800 | 0-0 | .000 | 1 | 3 | 4 | 2.3 | 3 | 2 | 1 | 1 | 1 | 12 | 11.7 |
| Tarleton St. | 11/15/2022 | * | 27:36 | 6-12 | .500 | 4-7 | .571 | 0-0 | .000 | 0 | 2 | 2 | 2.3 | 1 | 3 | 1 | 0 | 4 | 16 | 12.8 |
| Austin Peay | 11/17/2022 | * | 33:05 | 4-7 | .571 | 3-6 | .500 | 0-0 | .000 | 1 | 4 | 5 | 2.8 | 3 | 2 | 1 | 0 | 2 | 11 | 12.4 |
| Saint Joseph's | 11/20/2022 | * | 31:32 | 5-13 | .385 | 1-6 | .167 | 0-0 | .000 | 0 | 1 | 1 | 2.5 | 3 | 1 | 2 | 1 | 0 | 11 | 12.2 |
| Totals | | 6 | 185:25 | 28-61 | .459 | 16-35 | .457 | 1-1 | 1.000 | 2 | 13 | 15 | 2.5 | 17 | 12 | 9 | 3 | 8 | 73 | 12.2 |

Player Averages

| Games Played | Minutes/game | Points/game | FG Pct | 3FG Pct | FT Pct | Rebounds/game | Assists/game | Turnovers/game | Assist/Turnover ratio | Steals/game | Blocks/game |
|--------------|--------------|-------------|--------|---------|--------|---------------|--------------|----------------|-----------------------|-------------|-------------|
| 6 | 30.9 | 12.2 | 45.9 | 45.7 | 100.0 | 2.5 | 2.0 | 1.5 | 1.3 | 1.3 | 0.5 |



**2022-23 Vanderbilt Women's Basketball
Individual Game-by-Game
All games**

#21 LACHANCE, Bella

| Opponent | Date | GS | MIN | Total | | 3-Pointers | | Free throws | | Rebounds | | | | PF | A | TO | BLK | STL | PTS | AVG |
|----------------|------------|----------|---------------|-------------|-------------|------------|-------------|--------------|-------------|----------|----------|----------|------------|-----------|----------|----------|----------|----------|-----------|------------|
| | | | | FG-FGA | PCT | 3FG-3FGA | PCT | FT-FTA | PCT | OFF | DEF | TOT | AVG | | | | | | | |
| at Western Ky. | 11/07/2022 | | 22:56 | 1-3 | .333 | 0-1 | .000 | 4-4 | 1.000 | 0 | 0 | 0 | 0.0 | 3 | 2 | 0 | 0 | 0 | 6 | 6.0 |
| Samford | 11/10/2022 | | 19:58 | 0-2 | .000 | 0-1 | .000 | 2-4 | .500 | 0 | 0 | 0 | 0.0 | 3 | 2 | 0 | 1 | 0 | 2 | 4.0 |
| at Columbia | 11/13/2022 | | 13:21 | 1-3 | .333 | 0-0 | .000 | 2-2 | 1.000 | 0 | 3 | 3 | 1.0 | 1 | 1 | 0 | 0 | 0 | 4 | 4.0 |
| Tarleton St. | 11/15/2022 | | 12:21 | 0-1 | .000 | 0-0 | .000 | 2-2 | 1.000 | 0 | 4 | 4 | 1.8 | 0 | 0 | 2 | 0 | 1 | 2 | 3.5 |
| Austin Peay | 11/17/2022 | | 19:57 | 2-3 | .667 | 1-1 | 1.000 | 1-2 | .500 | 0 | 0 | 0 | 1.4 | 3 | 1 | 1 | 0 | 0 | 6 | 4.0 |
| Saint Joseph's | 11/20/2022 | * | 25:07 | 1-3 | .333 | 0-1 | .000 | 2-2 | 1.000 | 0 | 2 | 2 | 1.5 | 4 | 0 | 0 | 0 | 1 | 4 | 4.0 |
| Totals | | 1 | 113:40 | 5-15 | .333 | 1-4 | .250 | 13-16 | .813 | 0 | 9 | 9 | 1.5 | 14 | 6 | 3 | 1 | 2 | 24 | 4.0 |

Player Averages

| Games Played | Minutes/game | Points/game | FG Pct | 3FG Pct | FT Pct | Rebounds/game | Assists/game | Turnovers/game | Assist/Turnover ratio | Steals/game | Blocks/game |
|--------------|--------------|-------------|--------|---------|--------|---------------|--------------|----------------|-----------------------|-------------|-------------|
| 6 | 18.9 | 4.0 | 33.3 | 25.0 | 81.3 | 1.5 | 1.0 | 0.5 | 2.0 | 0.3 | 0.2 |



**2022-23 Vanderbilt Women's Basketball
Individual Game-by-Game
All games**

#24 ALLEN, RYANNE

| Opponent | Date | GS | MIN | Total | | 3-Pointers | | Free throws | | Rebounds | | | | PF | A | TO | BLK | STL | PTS | AVG |
|----------------|------------|----------|---------------|--------------|-------------|-------------|-------------|-------------|--------------|----------|-----------|-----------|------------|-----------|----------|----------|----------|----------|-----------|------------|
| | | | | FG-FGA | PCT | 3FG-3FGA | PCT | FT-FTA | PCT | OFF | DEF | TOT | AVG | | | | | | | |
| at Western Ky. | 11/07/2022 | | 13:28 | 2-5 | .400 | 1-4 | .250 | 1-1 | 1.000 | 1 | 3 | 4 | 4.0 | 4 | 0 | 0 | 0 | 0 | 6 | 6.0 |
| Samford | 11/10/2022 | | 21:17 | 5-9 | .556 | 4-6 | .667 | 3-3 | 1.000 | 0 | 3 | 3 | 3.5 | 3 | 1 | 1 | 0 | 0 | 17 | 11.5 |
| at Columbia | 11/13/2022 | | 16:12 | 0-2 | .000 | 0-2 | .000 | 0-0 | .000 | 0 | 2 | 2 | 3.0 | 2 | 0 | 1 | 0 | 0 | 0 | 7.7 |
| Tarleton St. | 11/15/2022 | | 23:09 | 5-10 | .500 | 3-7 | .429 | 0-0 | .000 | 2 | 3 | 5 | 3.5 | 1 | 2 | 1 | 0 | 1 | 13 | 9.0 |
| Austin Peay | 11/17/2022 | | 13:11 | 0-3 | .000 | 0-3 | .000 | 2-2 | 1.000 | 0 | 4 | 4 | 3.6 | 1 | 0 | 3 | 0 | 1 | 2 | 7.6 |
| Saint Joseph's | 11/20/2022 | | 20:41 | 5-7 | .714 | 1-3 | .333 | 0-0 | .000 | 1 | 0 | 1 | 3.2 | 2 | 0 | 1 | 1 | 0 | 11 | 8.2 |
| Totals | | 0 | 107:59 | 17-36 | .472 | 9-25 | .360 | 6-6 | 1.000 | 4 | 15 | 19 | 3.2 | 13 | 3 | 7 | 1 | 2 | 49 | 8.2 |

Player Averages

| Games Played | Minutes/game | Points/game | FG Pct | 3FG Pct | FT Pct | Rebounds/game | Assists/game | Turnovers/game | Assist/Turnover ratio | Steals/game | Blocks/game |
|--------------|--------------|-------------|--------|---------|--------|---------------|--------------|----------------|-----------------------|-------------|-------------|
| 6 | 18.0 | 8.2 | 47.2 | 36.0 | 100.0 | 3.2 | 0.5 | 1.2 | 0.4 | 0.3 | 0.2 |



**2022-23 Vanderbilt Women's Basketball
Individual Game-by-Game
All games**

#32 WILLIAMS, Amauri

| Opponent | Date | GS | MIN | Total | | 3-Pointers | | Free throws | | Rebounds | | | | PF | A | TO | BLK | STL | PTS | AVG |
|----------------|------------|----------|--------------|--------------|-------------|------------|-------------|-------------|-------------|----------|-----------|-----------|------------|-----------|----------|----------|----------|----------|-----------|------------|
| | | | | FG-FGA | PCT | 3FG-3FGA | PCT | FT-FTA | PCT | OFF | DEF | TOT | AVG | | | | | | | |
| at Western Ky. | 11/07/2022 | | 07:11 | 1-2 | .500 | 0-0 | .000 | 1-2 | .500 | 0 | 1 | 1 | 1.0 | 4 | 0 | 3 | 0 | 1 | 3 | 3.0 |
| Samford | 11/10/2022 | | 18:40 | 3-6 | .500 | 2-4 | .500 | 2-4 | .500 | 2 | 7 | 9 | 5.0 | 2 | 0 | 2 | 1 | 0 | 10 | 6.5 |
| at Columbia | 11/13/2022 | | 12:02 | 2-4 | .500 | 0-0 | .000 | 2-3 | .667 | 3 | 3 | 6 | 5.3 | 4 | 0 | 1 | 1 | 0 | 6 | 6.3 |
| Tarleton St. | 11/15/2022 | | 14:28 | 5-6 | .833 | 0-0 | .000 | 3-4 | .750 | 3 | 1 | 4 | 5.0 | 4 | 0 | 1 | 0 | 0 | 13 | 8.0 |
| Austin Peay | 11/17/2022 | | 07:17 | 1-1 | 1.000 | 0-0 | .000 | 0-0 | .000 | 0 | 0 | 0 | 4.0 | 0 | 0 | 0 | 0 | 1 | 2 | 6.8 |
| Saint Joseph's | 11/20/2022 | | 14:13 | 2-6 | .333 | 0-0 | .000 | 1-2 | .500 | 0 | 3 | 3 | 3.8 | 1 | 1 | 0 | 1 | 0 | 5 | 6.5 |
| Totals | | 0 | 73:50 | 14-25 | .560 | 2-4 | .500 | 9-15 | .600 | 8 | 15 | 23 | 3.8 | 15 | 1 | 7 | 3 | 2 | 39 | 6.5 |

Player Averages

| Games Played | Minutes/ game | Points/ game | FG Pct | 3FG Pct | FT Pct | Rebounds/ game | Assists/ game | Turnovers/ game | Assist/Turnover ratio | Steals/ game | Blocks/ game |
|--------------|---------------|--------------|--------|---------|--------|----------------|---------------|-----------------|-----------------------|--------------|--------------|
| 6 | 12.3 | 6.5 | 56.0 | 50.0 | 60.0 | 3.8 | 0.2 | 1.2 | 0.1 | 0.3 | 0.5 |



**2022-23 Vanderbilt Women's Basketball
Individual Game-by-Game
All games**

#35 WASHINGTON, Sacha

| Opponent | Date | GS | MIN | Total | | 3-Pointers | | Free throws | | Rebounds | | | | PF | A | TO | BLK | STL | PTS | AVG |
|----------------|------------|----------|---------------|--------------|-------------|------------|-------------|--------------|-------------|-----------|-----------|-----------|------------|-----------|----------|-----------|-----------|----------|-----------|-------------|
| | | | | FG-FGA | PCT | 3FG-3FGA | PCT | FT-FTA | PCT | OFF | DEF | TOT | AVG | | | | | | | |
| at Western Ky. | 11/07/2022 | * | 25:41 | 5-8 | .625 | 0-0 | .000 | 3-6 | .500 | 2 | 6 | 8 | 8.0 | 4 | 1 | 1 | 2 | 1 | 13 | 13.0 |
| Samford | 11/10/2022 | * | 21:03 | 4-6 | .667 | 0-0 | .000 | 1-2 | .500 | 2 | 8 | 10 | 9.0 | 1 | 2 | 2 | 1 | 1 | 9 | 11.0 |
| at Columbia | 11/13/2022 | * | 25:53 | 4-11 | .364 | 0-0 | .000 | 3-4 | .750 | 1 | 4 | 5 | 7.7 | 3 | 0 | 2 | 4 | 0 | 11 | 11.0 |
| Tarleton St. | 11/15/2022 | * | 19:45 | 6-8 | .750 | 0-0 | .000 | 3-7 | .429 | 2 | 4 | 6 | 7.3 | 2 | 0 | 2 | 0 | 1 | 15 | 12.0 |
| Austin Peay | 11/17/2022 | * | 26:05 | 5-7 | .714 | 0-0 | .000 | 1-2 | .500 | 3 | 6 | 9 | 7.6 | 4 | 0 | 4 | 2 | 2 | 11 | 11.8 |
| Saint Joseph's | 11/20/2022 | * | 22:50 | 2-6 | .333 | 0-0 | .000 | 4-4 | 1.000 | 1 | 5 | 6 | 7.3 | 0 | 2 | 3 | 1 | 0 | 8 | 11.2 |
| Totals | | 6 | 141:16 | 26-46 | .565 | 0-0 | .000 | 15-25 | .600 | 11 | 33 | 44 | 7.3 | 14 | 5 | 14 | 10 | 5 | 67 | 11.2 |

Player Averages

| Games Played | Minutes/game | Points/game | FG Pct | 3FG Pct | FT Pct | Rebounds/game | Assists/game | Turnovers/game | Assist/Turnover ratio | Steals/game | Blocks/game |
|--------------|--------------|-------------|--------|---------|--------|---------------|--------------|----------------|-----------------------|-------------|-------------|
| 6 | 23.5 | 11.2 | 56.5 | 0.0 | 60.0 | 7.3 | 0.8 | 2.3 | 0.4 | 0.8 | 1.7 |



2022-23 Vanderbilt Women's Basketball
Points-rebounds-assists
All games

| Opponent | Date | Score | | 2 | 5 | 11 | 12 | 14 | 21 | 24 | 32 | 35 |
|----------------|------------|-------|---|------------|------------|------------|------------|------------|------------|------------|------------|------------|
| | | | | BROWN,JADA | CHAMBERS,Y | HARBISON,C | WASHINGTON | GARRAUD,MA | LACHANCE,B | ALLEN,RYAN | WILLIAMS,A | WASHINGTON |
| at Western Ky. | 11/07/2022 | 82-71 | W | 0-0-0 | 10-8-5 | 28-4-5 | 8-3-0 | 8-0-2 | 6-0-2 | 6-4-0 | 3-1-0 | 13-8-1 |
| Samford | 11/10/2022 | 81-51 | W | 8-3-2 | 5-7-0 | 7-4-7 | 8-2-2 | 15-3-2 | 2-0-2 | 17-3-1 | 10-9-0 | 9-10-2 |
| at Columbia | 11/13/2022 | 74-63 | W | 2-0-2 | 6-5-0 | 27-2-7 | 6-6-1 | 12-4-2 | 4-3-1 | 0-2-0 | 6-6-0 | 11-5-0 |
| Tarleton St. | 11/15/2022 | 84-48 | W | 9-2-5 | 2-2-1 | 6-6-7 | 8-2-0 | 16-2-3 | 2-4-0 | 13-5-2 | 13-4-0 | 15-6-0 |
| Austin Peay | 11/17/2022 | 70-61 | W | 7-3-0 | 9-6-2 | 22-3-5 | 0-3-2 | 11-5-2 | 6-0-1 | 2-4-0 | 2-0-0 | 11-9-0 |
| Saint Joseph's | 11/20/2022 | 59-67 | L | 0-0-0 | 6-8-0 | 10-2-2 | 4-3-1 | 11-1-1 | 4-2-0 | 11-1-0 | 5-3-1 | 8-6-2 |



**2022-23 Vanderbilt Women's Basketball
Team High/Low Analysis
All games**

Vanderbilt - Game Highs

| | | |
|------------------------------|--------------|-----------------------------|
| POINTS | 84 | Tarleton St. (11/15/2022) |
| | 82 | at Western Ky. (11/07/2022) |
| | 81 | Samford (11/10/2022) |
| | 74 | at Columbia (11/13/2022) |
| | 70 | Austin Peay (11/17/2022) |
| FIELD GOALS MADE | 32 | Tarleton St. (11/15/2022) |
| | 28 | Samford (11/10/2022) |
| | 28 | at Western Ky. (11/07/2022) |
| FIELD GOAL ATTEMPTS | 65 | Samford (11/10/2022) |
| | 58 | Tarleton St. (11/15/2022) |
| FIELD GOAL PERCENTAGE | .571 (28-49) | at Western Ky. (11/07/2022) |
| | .552 (32-58) | Tarleton St. (11/15/2022) |
| 3 PT FG MADE | 12 | Samford (11/10/2022) |
| | 7 | Tarleton St. (11/15/2022) |
| 3 PT FG ATTEMPTS | 25 | Samford (11/10/2022) |
| | 19 | Tarleton St. (11/15/2022) |
| 3 PT FG PERCENTAGE | .480 (12-25) | Samford (11/10/2022) |
| | .400 (4-10) | at Columbia (11/13/2022) |
| FREE THROWS MADE | 22 | at Columbia (11/13/2022) |
| | 22 | at Western Ky. (11/07/2022) |
| FREE THROW ATTEMPTS | 31 | at Western Ky. (11/07/2022) |
| | 29 | at Columbia (11/13/2022) |
| FREE THROW PERCENTAGE | .900 (9-10) | Saint Joseph's (11/20/2022) |
| | .759 (22-29) | at Columbia (11/13/2022) |
| REBOUNDS | 43 | Samford (11/10/2022) |
| | 38 | at Columbia (11/13/2022) |
| ASSISTS | 18 | Tarleton St. (11/15/2022) |
| | 18 | Samford (11/10/2022) |
| STEALS | 14 | Austin Peay (11/17/2022) |
| | 11 | Tarleton St. (11/15/2022) |
| BLOCKED SHOTS | 8 | at Columbia (11/13/2022) |
| | 6 | at Western Ky. (11/07/2022) |
| TURNOVERS | 21 | at Western Ky. (11/07/2022) |
| | 19 | Austin Peay (11/17/2022) |
| FOULS | 32 | at Western Ky. (11/07/2022) |
| | 21 | at Columbia (11/13/2022) |



**2022-23 Vanderbilt Women's Basketball
Team High/Low Analysis
All games**

Opponent - Game Highs

| | | | |
|------------------------------|------|---------|-----------------------------|
| POINTS | 71 | | at Western Ky. (11/07/2022) |
| | 67 | | Saint Joseph's (11/20/2022) |
| | 63 | | at Columbia (11/13/2022) |
| | 61 | | Austin Peay (11/17/2022) |
| | 51 | | Samford (11/10/2022) |
| FIELD GOALS MADE | 24 | | at Western Ky. (11/07/2022) |
| | 23 | | Saint Joseph's (11/20/2022) |
| | 23 | | at Columbia (11/13/2022) |
| FIELD GOAL ATTEMPTS | 67 | | at Columbia (11/13/2022) |
| | 63 | | at Western Ky. (11/07/2022) |
| FIELD GOAL PERCENTAGE | .412 | (21-51) | Austin Peay (11/17/2022) |
| | .397 | (23-58) | Saint Joseph's (11/20/2022) |
| 3 PT FG MADE | 7 | | Saint Joseph's (11/20/2022) |
| | 6 | | Tarleton St. (11/15/2022) |
| | 6 | | at Columbia (11/13/2022) |
| 3 PT FG ATTEMPTS | 23 | | Saint Joseph's (11/20/2022) |
| | 22 | | Tarleton St. (11/15/2022) |
| | 22 | | at Western Ky. (11/07/2022) |
| 3 PT FG PERCENTAGE | .304 | (7-23) | Saint Joseph's (11/20/2022) |
| | .286 | (6-21) | at Columbia (11/13/2022) |
| FREE THROWS MADE | 18 | | at Western Ky. (11/07/2022) |
| | 17 | | Austin Peay (11/17/2022) |
| FREE THROW ATTEMPTS | 30 | | at Western Ky. (11/07/2022) |
| | 25 | | at Columbia (11/13/2022) |
| FREE THROW PERCENTAGE | .875 | (14-16) | Saint Joseph's (11/20/2022) |
| | .739 | (17-23) | Austin Peay (11/17/2022) |
| REBOUNDS | 46 | | at Columbia (11/13/2022) |
| | 43 | | Saint Joseph's (11/20/2022) |
| ASSISTS | 16 | | Saint Joseph's (11/20/2022) |
| | 16 | | at Western Ky. (11/07/2022) |
| STEALS | 10 | | at Western Ky. (11/07/2022) |
| | 7 | | Austin Peay (11/17/2022) |
| BLOCKED SHOTS | 5 | | Samford (11/10/2022) |
| | 4 | | Austin Peay (11/17/2022) |
| | 4 | | at Columbia (11/13/2022) |
| TURNOVERS | 22 | | Tarleton St. (11/15/2022) |
| | 21 | | Samford (11/10/2022) |
| | 21 | | at Western Ky. (11/07/2022) |
| FOULS | 26 | | at Western Ky. (11/07/2022) |
| | 25 | | at Columbia (11/13/2022) |



**2022-23 Vanderbilt Women's Basketball
Team High/Low Analysis
All games**

Vanderbilt - Game Lows

| | | | |
|------------------------------|------|---------|-----------------------------|
| POINTS | 59 | | Saint Joseph's (11/20/2022) |
| | 70 | | Austin Peay (11/17/2022) |
| | 74 | | at Columbia (11/13/2022) |
| | 81 | | Samford (11/10/2022) |
| | 82 | | at Western Ky. (11/07/2022) |
| FIELD GOALS MADE | 24 | | Saint Joseph's (11/20/2022) |
| | 24 | | at Columbia (11/13/2022) |
| FIELD GOAL ATTEMPTS | 49 | | at Western Ky. (11/07/2022) |
| | 50 | | Austin Peay (11/17/2022) |
| FIELD GOAL PERCENTAGE | .421 | (24-57) | Saint Joseph's (11/20/2022) |
| | .429 | (24-56) | at Columbia (11/13/2022) |
| 3 PT FG MADE | 2 | | Saint Joseph's (11/20/2022) |
| | 4 | | at Columbia (11/13/2022) |
| | 4 | | at Western Ky. (11/07/2022) |
| 3 PT FG ATTEMPTS | 10 | | at Columbia (11/13/2022) |
| | 13 | | Saint Joseph's (11/20/2022) |
| 3 PT FG PERCENTAGE | .154 | (2-13) | Saint Joseph's (11/20/2022) |
| | .267 | (4-15) | at Western Ky. (11/07/2022) |
| FREE THROWS MADE | 9 | | Saint Joseph's (11/20/2022) |
| | 13 | | Tarleton St. (11/15/2022) |
| | 13 | | Samford (11/10/2022) |
| FREE THROW ATTEMPTS | 10 | | Saint Joseph's (11/20/2022) |
| | 21 | | Tarleton St. (11/15/2022) |
| FREE THROW PERCENTAGE | .591 | (13-22) | Samford (11/10/2022) |
| | .619 | (13-21) | Tarleton St. (11/15/2022) |
| REBOUNDS | 26 | | Saint Joseph's (11/20/2022) |
| | 33 | | at Western Ky. (11/07/2022) |
| ASSISTS | 7 | | Saint Joseph's (11/20/2022) |
| | 12 | | Austin Peay (11/17/2022) |
| STEALS | 6 | | Saint Joseph's (11/20/2022) |
| | 8 | | Samford (11/10/2022) |
| | 8 | | at Western Ky. (11/07/2022) |
| BLOCKED SHOTS | 0 | | Tarleton St. (11/15/2022) |
| | 3 | | Austin Peay (11/17/2022) |
| | 3 | | Samford (11/10/2022) |
| TURNOVERS | 10 | | Saint Joseph's (11/20/2022) |
| | 12 | | Tarleton St. (11/15/2022) |
| | 12 | | Samford (11/10/2022) |
| FOULS | 14 | | Tarleton St. (11/15/2022) |
| | 17 | | Saint Joseph's (11/20/2022) |



**2022-23 Vanderbilt Women's Basketball
Team High/Low Analysis
All games**

Opponent - Game Lows

| | | |
|------------------------------|--------------|-----------------------------|
| POINTS | 48 | Tarleton St. (11/15/2022) |
| | 51 | Samford (11/10/2022) |
| | 61 | Austin Peay (11/17/2022) |
| | 63 | at Columbia (11/13/2022) |
| | 67 | Saint Joseph's (11/20/2022) |
| FIELD GOALS MADE | 16 | Tarleton St. (11/15/2022) |
| | 18 | Samford (11/10/2022) |
| FIELD GOAL ATTEMPTS | 48 | Tarleton St. (11/15/2022) |
| | 51 | Austin Peay (11/17/2022) |
| | 51 | Samford (11/10/2022) |
| FIELD GOAL PERCENTAGE | .333 (16-48) | Tarleton St. (11/15/2022) |
| | .343 (23-67) | at Columbia (11/13/2022) |
| 3 PT FG MADE | 2 | Austin Peay (11/17/2022) |
| | 3 | Samford (11/10/2022) |
| 3 PT FG ATTEMPTS | 10 | Austin Peay (11/17/2022) |
| | 16 | Samford (11/10/2022) |
| 3 PT FG PERCENTAGE | .188 (3-16) | Samford (11/10/2022) |
| | .200 (2-10) | Austin Peay (11/17/2022) |
| FREE THROWS MADE | 10 | Tarleton St. (11/15/2022) |
| | 11 | at Columbia (11/13/2022) |
| FREE THROW ATTEMPTS | 14 | Tarleton St. (11/15/2022) |
| | 16 | Saint Joseph's (11/20/2022) |
| FREE THROW PERCENTAGE | .440 (11-25) | at Columbia (11/13/2022) |
| | .600 (18-30) | at Western Ky. (11/07/2022) |
| | .600 (12-20) | Samford (11/10/2022) |
| REBOUNDS | 27 | Austin Peay (11/17/2022) |
| | 28 | Tarleton St. (11/15/2022) |
| ASSISTS | 6 | Tarleton St. (11/15/2022) |
| | 9 | Austin Peay (11/17/2022) |
| | 9 | Samford (11/10/2022) |
| STEALS | 4 | Saint Joseph's (11/20/2022) |
| | 4 | Tarleton St. (11/15/2022) |
| | 4 | Samford (11/10/2022) |
| BLOCKED SHOTS | 1 | at Western Ky. (11/07/2022) |
| | 2 | Saint Joseph's (11/20/2022) |
| | 2 | Tarleton St. (11/15/2022) |
| TURNOVERS | 15 | Saint Joseph's (11/20/2022) |
| | 17 | at Columbia (11/13/2022) |
| FOULS | 18 | Saint Joseph's (11/20/2022) |
| | 18 | Tarleton St. (11/15/2022) |



**2022-23 Vanderbilt Women's Basketball
Player Highs Analysis
All games**

Vanderbilt - Individual Game Highs

| | | | |
|-------------------------------------------|-------|-------|-------------------------------------------------|
| POINTS | 28 | | Ciaja Harbison at Western Ky. (11/07/2022) |
| | 27 | | Ciaja Harbison at Columbia (11/13/2022) |
| | 22 | | Ciaja Harbison vs Austin Peay (11/17/2022) |
| | 17 | | Ryanne Allen vs Samford (11/10/2022) |
| | 16 | | Marnelle Garraud vs Tarleton St. (11/15/2022) |
| FIELD GOALS MADE | 9 | | Ciaja Harbison at Columbia (11/13/2022) |
| | 7 | | Ciaja Harbison at Western Ky. (11/07/2022) |
| FIELD GOAL ATTEMPTS | 15 | | Ciaja Harbison vs Austin Peay (11/17/2022) |
| | 14 | | Ciaja Harbison vs Saint Joseph's (11/20/2022) |
| FIELD GOAL PERCENTAGE (min 5 made) | 1.000 | (5-5) | Yaubryon Chambers at Western Ky. (11/07/2022) |
| | .875 | (7-8) | Ciaja Harbison at Western Ky. (11/07/2022) |
| 3 PT FG MADE | 4 | | Marnelle Garraud vs Tarleton St. (11/15/2022) |
| | 4 | | Marnelle Garraud at Columbia (11/13/2022) |
| | 4 | | Ryanne Allen vs Samford (11/10/2022) |
| 3 PT FG ATTEMPTS | 7 | | Ryanne Allen vs Tarleton St. (11/15/2022) |
| | 7 | | Marnelle Garraud vs Tarleton St. (11/15/2022) |
| 3 PT FG PERCENTAGE (min 2 made) | 1.000 | (2-2) | Ciaja Harbison at Western Ky. (11/07/2022) |
| | .800 | (4-5) | Marnelle Garraud at Columbia (11/13/2022) |
| FREE THROWS MADE | 12 | | Ciaja Harbison at Western Ky. (11/07/2022) |
| | 10 | | Ciaja Harbison vs Austin Peay (11/17/2022) |
| FREE THROW ATTEMPTS | 14 | | Ciaja Harbison at Western Ky. (11/07/2022) |
| | 12 | | Ciaja Harbison vs Austin Peay (11/17/2022) |
| | 12 | | Ciaja Harbison at Columbia (11/13/2022) |
| FREE THROW PERCENTAGE (min 3 made) | 1.000 | (4-4) | Sacha Washington vs Saint Joseph's (11/20/2022) |
| | 1.000 | (4-4) | Bella LaChance at Western Ky. (11/07/2022) |
| | 1.000 | (3-3) | Ryanne Allen vs Samford (11/10/2022) |
| REBOUNDS | 10 | | Sacha Washington vs Samford (11/10/2022) |
| | 9 | | Sacha Washington vs Austin Peay (11/17/2022) |
| | 9 | | Amauri Williams vs Samford (11/10/2022) |
| ASSISTS | 7 | | Ciaja Harbison vs Tarleton St. (11/15/2022) |
| | 7 | | Ciaja Harbison at Columbia (11/13/2022) |
| | 7 | | Ciaja Harbison vs Samford (11/10/2022) |
| STEALS | 4 | | Marnelle Garraud vs Tarleton St. (11/15/2022) |
| | 4 | | Ciaja Harbison at Columbia (11/13/2022) |
| | 4 | | Ciaja Harbison vs Samford (11/10/2022) |
| BLOCKED SHOTS | 4 | | Sacha Washington at Columbia (11/13/2022) |
| | 2 | | Sacha Washington vs Austin Peay (11/17/2022) |
| | 2 | | Yaubryon Chambers at Columbia (11/13/2022) |
| | 2 | | Sacha Washington at Western Ky. (11/07/2022) |
| | 2 | | Ciaja Harbison at Western Ky. (11/07/2022) |
| TURNOVERS | 6 | | Yaubryon Chambers at Western Ky. (11/07/2022) |
| | 5 | | Ciaja Harbison vs Austin Peay (11/17/2022) |
| FOULS | 5 | | Yaubryon Chambers vs Austin Peay (11/17/2022) |
| | 5 | | Yaubryon Chambers at Columbia (11/13/2022) |
| | 5 | | Demi Washington at Western Ky. (11/07/2022) |



**2022-23 Vanderbilt Women's Basketball
Player Highs Analysis
All games**

Opponent - Individual Game Highs

| | | | |
|-------------------------------------------|-------|--------|------------------------------------------------|
| POINTS | 24 | | Kaitlyn Davis at Columbia (11/13/2022) |
| | 23 | | Jaylin Foster at Western Ky. (11/07/2022) |
| | 17 | | Katie Jekot vs Saint Joseph's (11/20/2022) |
| | 15 | | Yamia Johnson vs Austin Peay (11/17/2022) |
| | 15 | | Hannah Pratt at Columbia (11/13/2022) |
| | 15 | | Andrea Cournoyer vs Samford (11/10/2022) |
| FIELD GOALS MADE | 9 | | Kaitlyn Davis at Columbia (11/13/2022) |
| | 8 | | Jaylin Foster at Western Ky. (11/07/2022) |
| FIELD GOAL ATTEMPTS | 17 | | Laura Ziegler vs Saint Joseph's (11/20/2022) |
| | 17 | | Andrea Cournoyer vs Samford (11/10/2022) |
| FIELD GOAL PERCENTAGE (min 5 made) | .667 | (6-9) | Katie Jekot vs Saint Joseph's (11/20/2022) |
| | .600 | (9-15) | Kaitlyn Davis at Columbia (11/13/2022) |
| 3 PT FG MADE | 2 | | Julia Nystrom vs Saint Joseph's (11/20/2022) |
| | 2 | | Katie Jekot vs Saint Joseph's (11/20/2022) |
| | 2 | | Mackenzie Smith vs Saint Joseph's (11/20/2022) |
| | 2 | | Tiya Douglas vs Austin Peay (11/17/2022) |
| | 2 | | Tyler Jackson vs Tarleton St. (11/15/2022) |
| | 2 | | Hannah Pratt at Columbia (11/13/2022) |
| | 2 | | Rylie Stephens vs Samford (11/10/2022) |
| 3 PT FG ATTEMPTS | 8 | | Tiya Douglas vs Austin Peay (11/17/2022) |
| | 7 | | Macey Blevins at Western Ky. (11/07/2022) |
| 3 PT FG PERCENTAGE (min 2 made) | .500 | (2-4) | Katie Jekot vs Saint Joseph's (11/20/2022) |
| | .500 | (2-4) | Julia Nystrom vs Saint Joseph's (11/20/2022) |
| | .500 | (2-4) | Rylie Stephens vs Samford (11/10/2022) |
| FREE THROWS MADE | 6 | | Mackenzie Smith vs Saint Joseph's (11/20/2022) |
| | 6 | | Kaitlyn Davis at Columbia (11/13/2022) |
| | 6 | | Jaylin Foster at Western Ky. (11/07/2022) |
| FREE THROW ATTEMPTS | 8 | | Kaitlyn Davis at Columbia (11/13/2022) |
| | 7 | | Sussy Ngulefac vs Samford (11/10/2022) |
| | 7 | | Jaylin Foster at Western Ky. (11/07/2022) |
| FREE THROW PERCENTAGE (min 3 made) | 1.000 | (6-6) | Mackenzie Smith vs Saint Joseph's (11/20/2022) |
| | 1.000 | (5-5) | Yamia Johnson vs Austin Peay (11/17/2022) |
| | 1.000 | (5-5) | Jada Roberson vs Austin Peay (11/17/2022) |
| REBOUNDS | 10 | | Jaylin Foster at Western Ky. (11/07/2022) |
| | 9 | | Laura Ziegler vs Saint Joseph's (11/20/2022) |
| | 9 | | Kaitlyn Davis at Columbia (11/13/2022) |
| | 9 | | Jaida Patrick at Columbia (11/13/2022) |
| ASSISTS | 5 | | Katie Jekot vs Saint Joseph's (11/20/2022) |
| | 5 | | Mariah Adams vs Austin Peay (11/17/2022) |
| | 5 | | Jaida Patrick at Columbia (11/13/2022) |
| STEALS | 6 | | Jaylin Foster at Western Ky. (11/07/2022) |
| | 3 | | Shamarre Hale vs Austin Peay (11/17/2022) |
| BLOCKED SHOTS | 2 | | Laura Ziegler vs Saint Joseph's (11/20/2022) |
| | 2 | | Hannah Pratt at Columbia (11/13/2022) |
| | 2 | | Sussy Ngulefac vs Samford (11/10/2022) |
| TURNOVERS | 10 | | Mariah Adams vs Austin Peay (11/17/2022) |
| | 6 | | Mayra Caicedo vs Tarleton St. (11/15/2022) |
| | 6 | | Kaitlyn Davis at Columbia (11/13/2022) |
| | 6 | | Sanaa Redmond vs Samford (11/10/2022) |
| FOULS | 5 | | Jaida Patrick at Columbia (11/13/2022) |
| | 5 | | Hope Sivori at Western Ky. (11/07/2022) |



2022-23 Vanderbilt Women's Basketball
Category Leaders
All games

Points

| ## | Player | G | Pts | Pts/G |
|----|--------------------|---|-----|-------|
| 11 | Harbison, Cijaja | 6 | 100 | 16.7 |
| 14 | Garraud, Marnelle | 6 | 73 | 12.2 |
| 35 | Washington, Sacha | 6 | 67 | 11.2 |
| 24 | Allen, Ryanne | 6 | 49 | 8.2 |
| 32 | Williams, Amauri | 6 | 39 | 6.5 |
| 5 | Chambers, Yaubryon | 6 | 38 | 6.3 |
| 12 | Washington, Demi | 6 | 34 | 5.7 |
| 2 | Brown, Jada | 6 | 26 | 4.3 |
| 21 | LaChance, Bella | 6 | 24 | 4.0 |

Scoring Average

| ## | Player | G | Pts | Pts/G |
|----|--------------------|---|-----|-------|
| 11 | Harbison, Cijaja | 6 | 100 | 16.7 |
| 14 | Garraud, Marnelle | 6 | 73 | 12.2 |
| 35 | Washington, Sacha | 6 | 67 | 11.2 |
| 24 | Allen, Ryanne | 6 | 49 | 8.2 |
| 32 | Williams, Amauri | 6 | 39 | 6.5 |
| 5 | Chambers, Yaubryon | 6 | 38 | 6.3 |
| 12 | Washington, Demi | 6 | 34 | 5.7 |
| 2 | Brown, Jada | 6 | 26 | 4.3 |
| 21 | LaChance, Bella | 6 | 24 | 4.0 |

Field Goal Percentage

| ## | Player | FG | Att | Pct |
|----|--------------------|----|-----|------|
| 5 | Chambers, Yaubryon | 17 | 21 | .810 |
| 35 | Washington, Sacha | 26 | 46 | .565 |
| 32 | Williams, Amauri | 14 | 25 | .560 |
| 24 | Allen, Ryanne | 17 | 36 | .472 |
| 14 | Garraud, Marnelle | 28 | 61 | .459 |
| 11 | Harbison, Cijaja | 31 | 69 | .449 |
| 12 | Washington, Demi | 13 | 29 | .448 |
| 21 | LaChance, Bella | 5 | 15 | .333 |
| 2 | Brown, Jada | 10 | 33 | .303 |

Field Goal Attempts

| ## | Player | G | Att | Att/G |
|----|-------------------|---|-----|-------|
| 11 | Harbison, Cijaja | 6 | 69 | 11.5 |
| 14 | Garraud, Marnelle | 6 | 61 | 10.2 |
| 35 | Washington, Sacha | 6 | 46 | 7.7 |
| 24 | Allen, Ryanne | 6 | 36 | 6.0 |
| 2 | Brown, Jada | 6 | 33 | 5.5 |

Field Goals Made

| ## | Player | G | Made | Made/G |
|----|--------------------|---|------|--------|
| 11 | Harbison, Cijaja | 6 | 31 | 5.2 |
| 14 | Garraud, Marnelle | 6 | 28 | 4.7 |
| 35 | Washington, Sacha | 6 | 26 | 4.3 |
| 24 | Allen, Ryanne | 6 | 17 | 2.8 |
| 5 | Chambers, Yaubryon | 6 | 17 | 2.8 |

3-Point FG Percentage

| ## | Player | 3FG | Att | Pct |
|----|-------------------|-----|-----|------|
| 32 | Williams, Amauri | 2 | 4 | .500 |
| 14 | Garraud, Marnelle | 16 | 35 | .457 |
| 24 | Allen, Ryanne | 9 | 25 | .360 |
| 11 | Harbison, Cijaja | 3 | 9 | .333 |
| 21 | LaChance, Bella | 1 | 4 | .250 |
| 2 | Brown, Jada | 3 | 16 | .188 |

3-Point FG Attempts

| ## | Player | G | Att | Att/G |
|----|-------------------|---|-----|-------|
| 14 | Garraud, Marnelle | 6 | 35 | 5.8 |
| 24 | Allen, Ryanne | 6 | 25 | 4.2 |
| 2 | Brown, Jada | 6 | 16 | 2.7 |
| 11 | Harbison, Cijaja | 6 | 9 | 1.5 |
| 32 | Williams, Amauri | 6 | 4 | 0.7 |

3-Point FG Made

| ## | Player | G | Made | Made/G |
|----|-------------------|---|------|--------|
| 14 | Garraud, Marnelle | 6 | 16 | 2.7 |
| 24 | Allen, Ryanne | 6 | 9 | 1.5 |
| 11 | Harbison, Cijaja | 6 | 3 | 0.5 |
| 2 | Brown, Jada | 6 | 3 | 0.5 |
| 32 | Williams, Amauri | 6 | 2 | 0.3 |



2022-23 Vanderbilt Women's Basketball
Category Leaders
All games

Free Throw Percentage

| ## | Player | Made | Att | Pct |
|----|--------------------|------|-----|-------|
| 14 | Garraud, Marnelle | 1 | 1 | 1.000 |
| 24 | Allen, Ryanne | 6 | 6 | 1.000 |
| 21 | LaChance, Bella | 13 | 16 | .813 |
| 11 | Harbison, Cija | 35 | 44 | .795 |
| 2 | Brown, Jada | 3 | 4 | .750 |
| 35 | Washington, Sacha | 15 | 25 | .600 |
| 32 | Williams, Amauri | 9 | 15 | .600 |
| 12 | Washington, Demi | 8 | 15 | .533 |
| 5 | Chambers, Yaubryon | 4 | 9 | .444 |

Free Throw Attempts

| ## | Player | G | Att | Att/G |
|----|-------------------|---|-----|-------|
| 11 | Harbison, Cija | 6 | 44 | 7.3 |
| 35 | Washington, Sacha | 6 | 25 | 4.2 |
| 21 | LaChance, Bella | 6 | 16 | 2.7 |
| 32 | Williams, Amauri | 6 | 15 | 2.5 |
| 12 | Washington, Demi | 6 | 15 | 2.5 |

Free Throws Made

| ## | Player | G | Made | Made/G |
|----|-------------------|---|------|--------|
| 11 | Harbison, Cija | 6 | 35 | 5.8 |
| 35 | Washington, Sacha | 6 | 15 | 2.5 |
| 21 | LaChance, Bella | 6 | 13 | 2.2 |
| 32 | Williams, Amauri | 6 | 9 | 1.5 |
| 12 | Washington, Demi | 6 | 8 | 1.3 |

Rebounds

| ## | Player | G | Reb | Reb/G |
|----|--------------------|---|-----|-------|
| 35 | Washington, Sacha | 6 | 44 | 7.3 |
| 5 | Chambers, Yaubryon | 6 | 36 | 6.0 |
| 32 | Williams, Amauri | 6 | 23 | 3.8 |
| 11 | Harbison, Cija | 6 | 21 | 3.5 |
| 24 | Allen, Ryanne | 6 | 19 | 3.2 |

Assists

| ## | Player | G | Ast | Ast/G |
|----|--------------------|---|-----|-------|
| 11 | Harbison, Cija | 6 | 33 | 5.5 |
| 14 | Garraud, Marnelle | 6 | 12 | 2.0 |
| 2 | Brown, Jada | 6 | 9 | 1.5 |
| 5 | Chambers, Yaubryon | 6 | 8 | 1.3 |
| 12 | Washington, Demi | 6 | 6 | 1.0 |

Rebounds Average

| ## | Player | G | Reb | Reb/G |
|----|--------------------|---|-----|-------|
| 35 | Washington, Sacha | 6 | 44 | 7.3 |
| 5 | Chambers, Yaubryon | 6 | 36 | 6.0 |
| 32 | Williams, Amauri | 6 | 23 | 3.8 |
| 11 | Harbison, Cija | 6 | 21 | 3.5 |
| 24 | Allen, Ryanne | 6 | 19 | 3.2 |

Steals

| ## | Player | G | Stl | Stl/G |
|----|--------------------|---|-----|-------|
| 11 | Harbison, Cija | 6 | 15 | 2.5 |
| 12 | Washington, Demi | 6 | 10 | 1.7 |
| 5 | Chambers, Yaubryon | 6 | 9 | 1.5 |
| 14 | Garraud, Marnelle | 6 | 8 | 1.3 |
| 35 | Washington, Sacha | 6 | 5 | 0.8 |

Offensive Rebounds

| ## | Player | G | OReb | OReb/G |
|----|--------------------|---|------|--------|
| 5 | Chambers, Yaubryon | 6 | 14 | 2.3 |
| 35 | Washington, Sacha | 6 | 11 | 1.8 |
| 32 | Williams, Amauri | 6 | 8 | 1.3 |
| 12 | Washington, Demi | 6 | 6 | 1.0 |
| 2 | Brown, Jada | 6 | 5 | 0.8 |

Blocked Shots

| ## | Player | G | Blk | Blk/G |
|----|--------------------|---|-----|-------|
| 35 | Washington, Sacha | 6 | 10 | 1.7 |
| 5 | Chambers, Yaubryon | 6 | 4 | 0.7 |
| 14 | Garraud, Marnelle | 6 | 3 | 0.5 |
| 32 | Williams, Amauri | 6 | 3 | 0.5 |
| 11 | Harbison, Cija | 6 | 2 | 0.3 |

Defensive Rebounds

| ## | Player | G | DReb | DReb/G |
|----|--------------------|---|------|--------|
| 35 | Washington, Sacha | 6 | 33 | 5.5 |
| 5 | Chambers, Yaubryon | 6 | 22 | 3.7 |
| 11 | Harbison, Cija | 6 | 20 | 3.3 |
| 24 | Allen, Ryanne | 6 | 15 | 2.5 |
| 32 | Williams, Amauri | 6 | 15 | 2.5 |

Minutes

| ## | Player | G | Min | Min/G |
|----|--------------------|---|-----|-------|
| 11 | Harbison, Cija | 6 | 202 | 33:42 |
| 14 | Garraud, Marnelle | 6 | 185 | 30:54 |
| 35 | Washington, Sacha | 6 | 141 | 23:33 |
| 5 | Chambers, Yaubryon | 6 | 134 | 22:24 |
| 12 | Washington, Demi | 6 | 129 | 21:30 |



2022-23 Vanderbilt Women's Basketball
Category Leaders
All games

Fouls

| ## | Player | G | PF | PF/G |
|----|--------------------|---|----|------|
| 5 | Chambers, Yaubryon | 6 | 19 | 3.2 |
| 14 | Garraud, Marnelle | 6 | 17 | 2.8 |
| 12 | Washington, Demi | 6 | 16 | 2.7 |
| 32 | Williams, Amauri | 6 | 15 | 2.5 |
| 35 | Washington, Sacha | 6 | 14 | 2.3 |

Turnovers

| ## | Player | G | TO | TO/G |
|----|--------------------|---|----|------|
| 11 | Harbison, Cija | 6 | 18 | 3.0 |
| 35 | Washington, Sacha | 6 | 14 | 2.3 |
| 5 | Chambers, Yaubryon | 6 | 12 | 2.0 |
| 14 | Garraud, Marnelle | 6 | 9 | 1.5 |
| 24 | Allen, Ryanne | 6 | 7 | 1.2 |

Foul Outs

| ## | Player | G | FO |
|----|--------------------|---|----|
| 5 | Chambers, Yaubryon | 6 | 2 |
| 12 | Washington, Demi | 6 | 1 |