



# WOFFORD BASKETBALL

f i t @WoffordMBB

SOCON 2010 . 2011 . 2014 . 2015 . 2019 NCAA

TERRIERS

COMMODORES

5-3, 0-0 SOCON  
RECORD AT WOFFORD, 4TH SEASON  
58-41

HEAD COACH  
JAY MCAULEY  
CAREER RECORD  
58-41



— vs —



HEAD COACH  
JERRY STACKHOUSE  
3-4, 0-0 SEC  
RECORD AT VANDERBILT, FOURTH SEASON  
42-58

GAME 9 | SATURDAY, DECEMBER 3, 2022 | MEMORIAL GYM | 4:00 P.M. CT | SECNETWORK +

## 2022-23 SCHEDULE

DATE	OPPONENT	TIME/RESULT
<b>NOVEMBER (4-3)</b>		
7	Bob Jones	W, 120-84
12	at High Point	L, 80-91
14	at Drake	L, 72-80
18	Gardner-Webb\$	W, 60-58
20	North Carolina A&T\$	W, 78-64
23	North Greenville	W, 70-59
27	at LSU	L, 75-78
<b>DECEMBER (1-0)</b>		
1	Presbyterian	W, 76-63
3	at Vanderbilt	5:00 p.m.
6	Coastal Carolina	7:00 p.m.
10	at Georgia Southern	3:00 p.m.
17	Montreat	2:00 p.m.
20	at Texas A&M	2:00 p.m.
29	ETSU*	7:00 p.m.
31	UNCG*	2:00 p.m.
<b>JANUARY</b>		
4	at Mercer*	7:00 p.m.
7	The Citadel*	7:00 p.m.
11	at Samford*	7:00 p.m.
14	VMI*	7:00 p.m.
18	at Western Carolina*	7:00 p.m.
22	Furman* (ESPNU)	4:00 p.m.
25	at Chattanooga*	7:00 p.m.
28	Samford* (CBS Sports Network)	2:00 p.m.
<b>FEBRUARY</b>		
1	at ETSU*	7:00 p.m.
4	at Furman* (CBS Sports Network)	6:00 p.m.
8	Western Carolina*	7:00 p.m.
12	at UNCG*	3:00 p.m.
15	Mercer*	7:00 p.m.
18	at The Citadel*	1:00 p.m.
22	at VMI*	7:00 p.m.
25	Chattanooga*	TBD
<b>MARCH</b>		
3-6	SoCon Tournament (Asheville, N.C.)	TBD

All Times Eastern / Time Subject to Change  
Home Games in Bold  
\* - Southern Conference game  
\$ - Battle of the Carolinas

## WOFFORD at VANDERBILT



Andrew Allegretta (play-by-play)  
Shan Foster (color)  
Jim Noble, Play-by-Play  
Thom Henson, Color

### NOTES

#### THE GAME

Wofford will visit Vanderbilt on Saturday afternoon ... All five meetings between the teams have been in Nashville ... It will be the second of three scheduled games against SEC schools this season ... The game will mark the 100th of head coach Jay McAuley's career.

#### ABOUT THE TERRIERS

Wofford is led this season by a trio of seniors - B.J. Mack, Messiah Jones and Jonathan Steelman. They are 5-3 on the season after a 76-63 home win over Presbyterian College on Thursday night. The team is averaging 78.9 points per game, with freshman Jackson Paveletzke scoring 16.4 points per game and B.J. Mack adding 15.9 points and 5.9 rebounds per game. Paveletzke is leading the squad with 31 assists. Sophomore Corey Tripp is adding 10.4 points per game, as he is leading the team with 17 three pointers. Messiah Jones is the team's top rebounder at 6.3 per game and he is also scoring 8.8 points per game. Junior Kyler Filewich is scoring 6.1 points per game with 4.5 rebounds per game.

#### THE OPPONENT

Vanderbilt is 3-4 on the season under head coach Jerry Stackhouse. After losses to Memphis and Southern Miss, they picked up wins over Temple and Morehead State, split contests with Saint Mary's and Fresno State at the Wooden Legacy Tournament, and were defeated 70-65 at VCU on November 30. The team is led by Myles Stute with 12.9 points per game at 6.3 rebounds per game. Liam Robbins and Tyrin Lawrence are adding 11.9 ppg and 10.4 ppg, respectively, while Ezra Manjon leads the team with 28 assists.

## THE MATCH-UP

**OVERALL** VANDERBILT LEADS 5-0  
IN NASHVILLE Vanderbilt leads 5-0  
LAST MEETING December 19, 2015  
Vanderbilt 80-56



78.9	< POINTS PER GAME	68.1
48.5	< FG%	43.2
36.1	< 3FG%	34.4
77.3	< FT%	62.2
33.3	REBOUNDS PER GAME >	36.9
13.5	< ASSISTS PER GAME	12.4
2.0	BLOCKS PER GAME >	4.7
6.3	< STEALS PER GAME	4.6
67.6	SCORING DEFENSE >	67.1
44.8	FG% DEFENSE >	41.4
34.3	3FG% DEFENSE >	27.2
+7.3	< REBOUNDING MARGIN	+1.1
1.3	< AST-TO RATIO	1.0

### CATEGORY LEADERS

Paveletzke, 16.4 Scoring Stute, 12.9  
Jones, 6.3 Rebounds Stute, 6.3  
Paveletzke, 3.8 Assists Manjon, 4.0

## PROBABLE LINE-UP

NAME	POS	HT	WT	YR	HOMETOWN	PPG	RPG	NOTES
#10 Corey Tripp	G	6-3	195	So.	Medina, OH	10.4	2.8	Lone underclass returner
#1 Jackson Paveletzke	G	6-3	175	Fr.	Kimberly, WI	16.4	1.9	Scored 21 points against NCA&T
#11 Amarri Tice	F	6-7	220	Fr.	Newburgh, NY	4.0	4.4	Career-high 11 points at Drake
#25 Messiah Jones	F	6-6	220	Sr.	Chicago, IL	8.8	6.3	2022 Preseason All-SoCon
#33 B.J. Mack	F/C	6-8	245	Sr.	Charlotte, NC	15.9	5.9	2022 Preseason All-SoCon



## 2022-23 ROSTER

NO.	NAME	YR.	POS.	HT.	WT.	HOMETOWN/PREVIOUS SCHOOL
0	Jackson Sivills	So.	G	6-6	207	Paducah, Kent. / McCracken County / Murray State
1	Jackson Paveletzke	Fr.	G	6-3	175	Kimberly, Wisc. / Kimberly
2	Tauris Watson	So.	G	6-3	190	Lexington, S.C. / Gray Collegiate / Gulf Coast State College
4	Josh Morissette	Fr.	G	6-4	205	Exeter, N.H. / Phillips Exeter Academy
5	Chase Martin	Fr.	G	6-5	210	Jenks, Okla. / Jenks
10	Corey Tripp	So.	G	6-3	195	Medina, Ohio / Medina
11	Amarri Tice	Fr.	F	6-7	220	Newburgh, N.Y. / South Kent
12	Carson McCorkle	So.	G	6-3	193	Raleigh, N.C. / Greensboro Day / Virginia
13	Adam Silas	Fr.	G	6-3	175	Vauxhall, N.J. / St. Thomas Aquinas
14	Kyler Filewich	Jr.	C	6-9	250	Winnipeg, Manitoba / Orangeville Prep / Southern Illinois
15	Cohen Kellogg	Fr.	G	6-0	165	Orono, Minn. / Orono
21	Joe Spinelli	Fr.	G	6-0	170	Watertown, Mass. / Watertown
22	Jonathan Steelman	Sr.	G	6-3	180	Aiken, S.C. / North Augusta
25	Messiah Jones	Sr.	F	6-6	220	Chicago, Ill. / Simeon
30	Anthony Arrington, Jr.	Fr.	G	6-2	190	Atlanta, Ga. / The Galloway School
33	B.J. Mack	Sr.	F/C	6-8	245	Charlotte, N.C. / Charlotte Christian/Oak Hill / South Florida

**Head Coach:** Jay McAuley, 4th season

**Associate Head Coach:** Dwight Perry, 4th season

**Assistant Coach:** Will Murphy, 6th season

**Assistant Coach:** Tysor Anderso, 1st season

**Athletic Performance Coach:** Paul Koier, 1st season

**Director of Basketball Operations:** David Kaplan, 1st season

**Student Managers:** Jackson Edwards, Hank Grzeszczak, Michael Henson

## PRONUNCIATION GUIDE

#0	Jackson Sivills (Siv-uhls)
#1	Jackson Paveletzke (Pav-el-letz-key)
#14	Kyler Filewich (Fill-eh-which)

## ROSTER BREAKDOWNS

### BY POSITION

<b>Guards (12)</b>	Anthony Arrington Jr.	Adam Silas
	Cohen Kellogg	Jackson Sivills
	Chase Martin	Joe Spinelli
	Carson McCorkle	Jonathan Steelman
	Josh Morissette	Corey Tripp
	Jackson Paveletzke	Tauris Watson

<b>Forwards (2)</b>	Messiah Jones	Amarri Tice
---------------------	---------------	-------------

<b>Centers (2)</b>	Kyler Filewich	B.J. Mack
--------------------	----------------	-----------

### BY CLASS

<b>Seniors (3)</b>	Messiah Jones	B.J. Mack
	Jonathan Steelman	

<b>Juniors (1)</b>	Kyler Filewich
--------------------	----------------

<b>Sophomores (4)</b>	Carson McCorkle	Corey Tripp
	Jackson Sivills	Tauris Watson

<b>Freshman (8)</b>	Anthony Arrington Jr.	Jackson Paveletzke
	Cohen Kellogg	Adam Silas
	Chase Martin	Joe Spinelli
	Josh Morissette	Amarri Tice

### BY STATE/PROVINCE

South Carolina	2
North Carolina	2
Georgia	1
Illinois	1
Kentucky	1
Massachusetts	1
Minnesota	1
New Hampshire	1
New Jersey	1
New York	1
Ohio	1
Oklahoma	1
Wisconsin	1
Manitoba, Canada	1

# TV/RADIO CHART



0

**Jackson Sivills**  
So. • G • 6-6 • 207  
Paducah, Kent.

Murray State / McCracken County



1

**Jackson Paveletzke**  
Fr. • G • 6-3 • 175  
Kimberly, Wisc.  
Kimberly



2

**Tauris Watson**  
So. • G • 6-3 • 190  
Lexington, S.C.  
Gulf Coast State College /  
Gray Collegiate



4

**Josh Morissette**  
Fr. • G • 6-4 • 205  
Exeter, N.H.  
Phillips Exeter Academy



5

**Chase Martin**  
Fr. • G • 6-5 • 210  
Jenks, Okla.  
Jenks



10

**Corey Tripp**  
Fr. • G • 6-3 • 195  
Medina, Ohio  
Medina



11

**Amarri Tice**  
Fr. • F • 6-7 • 220  
Newburgh, N.Y.  
South Kent



12

**Carson McCorkle**  
So. • G • 6-3 • 193  
Raleigh, N.C.  
Virginia / Greensboro Day



13

**Adam Silas**  
Fr. • G • 6-3 • 175  
Vauxhall, N.J.  
St. Thomas Aquinas



14

**Kyler Filewich  
Jr.** • C • 6-9 • 250  
Winnipeg, Manitoba  
Southern Illinois /  
Orangeville Prep



15

**Cohen Kellogg**  
Fr. • G • 6-0 • 165  
Orono, Minn.  
Orono



21

**Joe Spinelli**  
Fr. • G • 6-0 • 170  
Watertown, Mass.  
Watertown



22

**Jonathan Steelman**  
Sr. • G • 6-3 • 180  
Aiken, S.C.  
North Augusta



25

**Messiah Jones**  
Sr. • F • 6-6 • 220  
Chicago, Ill.  
Simeon



30

**Anthony Arrington Jr.**  
Fr. • G • 6-2 • 190  
Atlanta, Ga.  
The Galloway School



33

**B.J. Mack**  
Sr. • F • 6-8 • 245  
Charlotte, N.C.  
South Florida / Oak Hill



**Head Coach  
Jay McAuley**  
Fourth Season  
Georgia '06



**Associate Head Coach  
Dwight Perry**  
Fourth Season  
Kentucky '10



**Assistant Coach  
Will Murphy**  
Sixth Season  
Wake Forest '13



**Assistant Coach  
Tysor Anderson**  
First Season  
Georgia Tech '10



## ALL-TIME SERIES SIXTH MEETING

Overall ..... Vanderbilt leads 5-0  
 In Spartanburg..... n/a  
 In Nashville ..... Vanderbilt leads 5-0  
 Neutral Site/Unknown ..... n/a  
 Last Meeting ..... Vanderbilt 80-56 (12/19/15)  
 Vanderbilt Current Streak..... 5 games  
 Jay McAuley vs. Vanderbilt ..... First Meeting  
 Jerry Stackhouse vs. Wofford..... First Meeting

### GAME-BY-GAME RESULTS

DATE	LOCATION	W/L	SCORE
11/27/1995	59 Vanderbilt	97	A L
12/11/1999	61 Vanderbilt	92	A L
12/21/2000	53 Vanderbilt	75	A L
12/20/2003	59 Vanderbilt	90	A L
12/19/2015	56 Vanderbilt	80	A L

## LAST MEETING vs. VANDERBILT

Official Basketball Box Score -- Game Totals -- Final Statistics  
**Wofford vs Vanderbilt**  
 12/19/15 7:04 PM at Nashville, Tenn. (Memorial Gym)

**Wofford 56 • 3-7**

##	Player	Total			3-Ptr			Rebounds			PF	TP	A	TO	Blk	Stl	Min
		FG-FGA	FG-FGA	FT-FTA	FG-FGA	FG-FGA	FT-FTA	Off	Def	Tot							
24	Justin Gordon	r	4-11	2-3	1-2	0	5	5	2	11	1	1	0	0	26		
31	CJ Neumann	r	1-1	0-0	0-0	0	3	3	3	2	0	0	0	1	21		
05	Eric Garcia	f	3-9	3-6	0-0	1	3	4	0	9	1	2	0	1	27		
12	Spencer Collins	g	5-14	1-3	2-2	3	2	5	3	13	1	0	0	1	30		
20	Jaylen Allen	g	2-5	0-1	1-2	1	2	3	2	5	3	0	0	1	14		
01	Derrick Brooks	g	1-3	0-1	0-0	0	0	0	3	2	1	0	0	1	17		
02	Jimmy Jent	g	0-0	0-0	0-0	0	1	1	0	0	0	0	0	0	1		
03	Fletcher Magee	g	2-5	0-2	0-0	0	3	3	0	4	1	1	0	0	21		
04	Zach Korkowski	g	1-1	0-0	0-0	0	0	0	0	2	0	0	0	0	1		
11	Bobby Perez	g	0-0	0-0	0-0	0	0	0	0	0	1	0	0	0	1		
15	Trevor Stumpe	g	1-3	1-3	0-0	0	0	0	1	3	0	0	0	0	8		
33	Cameron Jackson	g	0-4	0-1	0-1	0	2	2	4	0	0	0	0	1	15		
35	Ryan Sawvell	g	0-3	0-0	0-0	0	1	1	0	0	0	1	0	0	5		
40	Eric Wagenlander	g	1-1	1-1	0-0	0	0	0	0	3	0	0	0	0	1		
50	Matthew Peqram	g	0-1	0-0	2-2	0	2	2	5	2	0	1	2	0	12		
	Team					0	1	1									
	Totals		21-61	8-21	6-9	5	25	30	23	56	9	6	2	6	200		

FG % 1st Half: 7-31 22.6% 2nd half: 14-30 46.7% Game: 21-61 34.4%  
 3FG % 1st Half: 4-9 44.4% 2nd half: 4-12 33.3% Game: 8-21 38.1%  
 FT % 1st Half: 1-2 50.0% 2nd half: 5-7 71.4% Game: 6-9 66.7%

**Vanderbilt 80 • 7-3**

##	Player	Total			3-Ptr			Rebounds			PF	TP	A	TO	Blk	Stl	Min
		FG-FGA	FG-FGA	FT-FTA	FG-FGA	FG-FGA	FT-FTA	Off	Def	Tot							
11	ROBERSON,Jeff	r	4-8	1-3	4-4	0	7	7	2	13	1	1	0	0	30		
30	JONES,Damian	c	7-13	0-0	7-10	3	4	7	0	21	1	2	4	0	28		
04	BALDWIN IV,Wade	g	3-5	2-2	2-4	0	5	5	3	10	5	2	0	1	20		
05	FISHER-DAVIS,Matthe	g	3-6	3-4	1-2	2	9	11	0	10	0	0	0	0	22		
13	LACHANCE,Riley	g	2-4	2-2	0-0	0	0	0	2	6	1	2	0	0	29		
02	TOYE,Joe	g	2-3	1-1	1-2	0	2	2	2	6	1	0	1	0	16		
10	WATKINS,Nathan	g	0-0	0-0	0-0	0	0	0	0	0	0	0	0	0	2		
14	JOSEPHS,Carter	g	0-0	0-0	0-0	0	1	1	0	0	4	0	0	0	8		
20	MCGLOIN,Phillip	g	1-2	1-2	0-0	0	0	0	0	3	0	0	0	1	1		
21	SEHIC,Samir	g	0-1	0-1	0-0	1	0	1	2	0	1	1	0	0	8		
24	CRESSLER,Nolan	g	1-3	0-2	0-0	0	2	2	1	2	0	2	0	0	22		
40	HENDERSON,Josh	g	2-5	0-0	5-5	0	4	4	3	9	0	1	0	0	14		
	Team					0	3	3									
	Totals		25-50	10-17	20-27	6	37	43	15	80	14	11	5	1	200		

FG % 1st Half: 12-24 50.0% 2nd half: 13-26 50.0% Game: 25-50 50.0%  
 3FG % 1st Half: 4-8 50.0% 2nd half: 4-9 44.4% Game: 10-17 58.8%  
 FT % 1st Half: 5-9 55.6% 2nd half: 15-18 83.3% Game: 20-27 74.1%

Officials: Tim Gattis, Glenn Tuilt, Kevin Fehr  
 Technical fouls: Wofford-None, Vanderbilt-None.  
 Attendance: 10667

## NOTES

### LAST TIME AGAINST THE COMMODORES

Wofford fell to 23rd-ranked Vanderbilt, 80-56, at Memorial Gymnasium on December 19, 2015. Vanderbilt used an 11-0 run in the first half to create separation. Wofford was able to cut a 16-point halftime deficit to 10 by hitting its first four shots of the second half, but that was as close as it got. Vanderbilt shot 50 percent in both halves and led by as many as 29 before the final horn sounded. For Wofford, senior Spencer Collins scored a team-high 13 points. He and senior Justin Gordon led the Terriers with five boards apiece. Gordon also scored in double figures with 11.

### TERRIERS LAST TIME OUT

Wofford defeated Presbyterian College 76-63 on Thursday night at Jerry Richardson Indoor Stadium. A 6-0 run by the Terriers to end the first half gave them a seven-point lead and a strong second half on both ends of the court put the game in the win column. With the win the Terriers' record moves to 5-3 to start the season, while the Blue Hose are 2-7 overall. Messiah Jones led the Terriers in scoring with 16 points and he added four rebounds. Jackson Paveletzke added 13 points, Carson McCorkle had 11 points (all in the second half) and B.J. Mack had ten points. Amarri Tice had five rebounds to lead the team. The Blue Hose were led by Crosby James with 18 points, as he was 4-of-5 from behind the arc.

### BUILDING THE TERRIERS

After the departure of 12 players from the 2021-22 roster due to graduation and transfers, Coach McAuley and staff rebuilt the team in short order. There are four transfers and eight freshmen new to the team. The transfers are:

Kyler Filewich Southern Illinois  
 Carson McCorkle Virginia  
 Jackson Sivills Murray State  
 Tauris Watson Gulf Coast State College

### PRESEASON ALL-SOCON SELECTIONS

Seniors B.J. Mack and Messiah Jones were selected to the 2022-23 Preseason All-SoCon Team. This is Wofford's first time having multiple selections since the 2018-19 Preseason Team.

### PICKED FIFTH IN SOCON

The Terriers were selected to finish fifth in both the preseason coaches and media polls. The last time Wofford was selected fifth in both polls was in the 2020-21 season, when the Terriers finished second in the league, only a half game out of first place.

### DOUBLE DIGITS FOR MACK

B.J. Mack has reached double-digits in points in 28 straight games, dating back to December 18, 2021 against Presbyterian College.

### JONES BACK ON THE COURT

Senior Messiah Jones is back on the court after playing in the first five games of the season in 2021-22 before suffering an injury. Before the injury, he had averaged 9.4 points and 3.6 rebounds per game. This is his fifth year at Wofford after redshirting in 2018-19 and then earning SoCon All-Freshman Team honors in 2019-20.

### FROM UP NORTH

Kyler Filewich, a native of Manitoba, Canada, is the first player from that country to play at Wofford in the NCAA Division I era (1995-present).

### McAULEY MADNESS

Head coach Jay McAuley is in his fourth season with Wofford, posting a 57-40 record with the Terriers. Wofford reached the SoCon Tournament Championship game in his first season and has posted four straight winning records, along with a pair of 19-win seasons.

### MUST SEE TV

Three SoCon matchups for Wofford were moved to the national spotlight this season. Wofford's home game with Samford (1/28) and away game at Furman (2/4) will be aired on the CBS Sports Network while the home matchup with Furman (1/22) will air on ESPN.

### THE GRAD TRANSFER YEAR

Since Wofford is a four-year liberal arts college without a graduate school, two Terriers that graduated in four years have gone on to play an additional year as a graduate transfer. Ryan

## NOTES

Larson (College of Charleston) and Isaiah Bigelow (University of Richmond).

### RAINING IN RICHARDSON INDOOR

Wofford set the record for points scored in Jerry Richardson Indoor Stadium with 120 points against Bob Jones. The previous record for the arena was 117 (set last season against Bob Jones). Wofford's all-time record for points scored in a game is 135 vs. Warren Wilson in 1983-84.

### TOURNAMENT TITLE

With wins over Gardner-Webb on Friday (11/18) and over North Carolina A&T on Sunday (11/20), the Terriers earned the tournament win in the Battle of the Carolinas. Wofford used a 15-1 run in the second half on Sunday against the Aggies to pull away for the victory. Jackson Paveletzke had a career-high 21 points in the win.

### STARTING OFF RIGHT

Head coach Jay McAuley is a perfect 4-0 in season openers while at the helm with Wofford after picking up wins over Erskine, Toccoa Falls, and Bob Jones twice.

### WELCOME TO THE HALL OF FAME

The Wofford Athletic Hall of Fame inducted three men's basketball alumni this fall. Spencer Collins '16 started all 132 games played and scored 1,696 points in winning a pair of SoCon titles. Eric Garcia '17 had 1,260 points and 527 assists (second in school history) as he led the team to 2014 and 2015 NCAA Tournaments. Lee Skinner '15 was also part of two NCAA Tournament appearances with 1,242 career points and 914 rebounds (tenth in school history).

### NEW TO THE STAFF

Wofford had several changes to the coaching and support staff during the summer. Assistant coach Tysor Anderson joined the team after a stint at Jacksonville State. Athletic performance coach Paul Koier and director of basketball operations David Kaplan are also new to the team.

### THE 2023 CLASS

In November, the Terriers announced the signings of Jeremy Lorenz, a 6-foot-8 forward from Brillion, Wisconsin, and Elijah Strong, a 6-foot-8 forward/center from Charlotte, N.C. Both will join the team in the fall of 2023.

### AGAINST THE POWER FIVE

The Terriers traditionally schedule at two or three Power Five opponents each season. This year that includes LSU, Vanderbilt and Texas A&M. Wofford has some big wins over Power Five schools in recent years, including Georgia (2021), North Carolina (2017 and 2019), South Carolina (2018), and Georgia Tech (2017).

### ALUMNI IN THE PROS

The number of Terriers playing basketball professionally continues to grow each year. The list includes: Howard Wilkerson (Uruguay), Noah Dahlman (Japan), Jamar Diggs (France), Terry Martin (Chile), Brad Loesing (Germany), Lee Skinner (Finland), Justin Gordon (Australia), Cameron Jackson (Italy), Fletcher Magee (Montenegro), Tray Hollowell (Germany), and Storm Murphy (Germany).

### NCAA TOURNAMENT HISTORY

Wofford has made five appearances in the NCAA Tournament after winning five Southern Conference Championships. The first was in 2010 (Jacksonville), followed by 2011 (Denver), 2014 (Milwaukee), 2015 (Jacksonville) and 2019 (Jacksonville). Every player that enrolled at Wofford from 2006 to the present and exhausted their eligibility with the Terriers has been to the NCAA Tournament.

### A NEW BANNER

During the summer of 2022, a new banner was installed at Richardson Indoor Stadium to commemorate the 509 career three-pointers made by Fletcher Magee, which set a new NCAA record. His 509th was made against Seton Hall in the second half and he broke the previous record of 505 set by Travis Bader (Oakland).

### HOME SWEET HOME

A new era in Wofford basketball began in 2018 with the opening of Jerry Richardson Indoor Stadium. Wofford alumnus Jerry Richardson, Class of 1959, provided the gift to fund the facility that includes a 3,400-seat basketball arena and a 350-seat volleyball competition venue as well as offices, locker rooms, meeting rooms, training rooms and special fan areas, including several open-air suites. The facility includes "Club 51" for club seat holders, the "Boneyard" lounge in the student section, state of the art sound system and acoustical design, along with electronic charging stations throughout the building.

### MAKING A THREE

Wofford has made a 3-point field goal in 641 consecutive games after the Presbyterian College contest ... The Terriers were last shutout from beyond the arc against VMI on Feb. 2, 2002 ... Wofford was 0 for 4 against the Keydets that night.

### ABOUT WOFFORD

Wofford is currently the fourth-smallest school in NCAA Division I-FCS with an enrollment of 1,770 students. The smallest school is Presbyterian College at 1,130, VMI is second with 1,575 and Saint Francis (PA) is at 1,649. Wofford College, established in 1854, is an independent liberal arts college in Spartanburg, S.C. (median SAT for incoming class, 1220-1390 - test optional). Wofford ranks in the top five nationally in the percentage of undergraduates receiving credit for study abroad. Home to one of the nation's 290 Phi Beta Kappa chapters, Wofford's historic 175-acre campus is recognized as a national arboretum. Affiliated with the United Methodist Church, the college is committed to provide superior liberal arts education that prepares its students for extraordinary and positive contributions to society. The focus of Wofford's mission is upon fostering commitment to excellence in character, performance, leadership, service to others and life-long learning.

## ABOUT WOFFORD

### QUICK FACTS

Location	Spartanburg, S.C.
Founded	1854
Enrollment	1,750
Nickname	Terriers
Colors	Old Gold (PMS 873) and Black
Affiliation	NCAA Division I
Conference	Southern
President	Dr. Nayef Samhat
Athletics Director	Richard Johnson
Faculty Athletic Representative	Dr. Jameica Hill
Arena	Jerry Richardson Indoor Stadium (3,400)
Opened	November 10, 2017
Athletic Department Phone	864-597-4090
Mailing Address	429 North Church Street
	Spartanburg, SC 29303
Website	www.woffordterriers.com
Twitter/Instagram	@WoffordTerriers

### BASKETBALL STAFF

Head Coach	Jay McAuley (Georgia '06)
Record at Wofford	58-41 (Fourth Season)
Overall	58-41 (Fourth Season)
Associate Head Coach	Dwight Perry (Kentucky '10)
Assistant Coach	Will Murphy (Wake Forest '13)
Assistant Coach	Tysor Anderson (Georgia Tech '19)
Athletic Performance Coach	Paul Koier (Wisconsin Lutheran '19)
Basketball Operations	David Kaplan (High Point '10)

### TEAM INFORMATION

2021-22 Overall Record	19-13
Home/Away/Neutral	11-4 / 7-8 / 1-1
2020-21 Conference Finish	10-8 (Fourth)
Starters Returning/Lost	1 / 4
Total Returning/Lost	4 / 12
Newcomers	12
Top Returning Scorer	B.J. Mack (16.5 ppg)
Top Returning Rebounder	B.J. Mack (6.1 rpg)

### ATHLETIC COMMUNICATIONS

Associate AD (MBK Contact)	Brent Williamson
Email	williamsondb@wofford.edu
Phone	864-597-4093
Assistant Director	Wyatt Streett
Email	streetwd@wofford.edu
Phone	864-597-4098
Communications Intern (MBK Contact)	TBA
Email	@wofford.edu
Phone	864-597-4092
Press Row Phone	864-597-4487

## MEDIA INFORMATION

### CREDENTIALS

Requests for working media credentials should be made to the Associate Athletic Director for Athletic Communications, Wofford College, 429 N. Church Street, Spartanburg, SC 29303. Requests should be made one week in advance. Requests are screened with care to insure a working press area. Children, spouses, pets and cheering are not allowed in compliance with the working code of the Basketball Writers Association of America.

### INTERVIEWS

All interviews with members of the team during the season must be arranged through the Athletic Communications Office. Please call ahead and allow 24 hours to set up interviews with players. Arrangements will be made for telephone and in-person interviews at a time that is mutually agreeable to the reporter/broadcaster and the student-athlete. The best time to reach Coach McAuley is in the mornings. Any television crews wishing to tape an interview with Coach McAuley may do so daily before practice.

### POST-GAME INTERVIEWS

The Wofford locker room in Richardson Indoor Stadium is CLOSED to the media after each game. Requested student-athletes will be brought out into the media room on the first floor for interviews. The athletic training room is also CLOSED to the media. Coach McAuley will meet with the media following each game in the media room following his postgame radio interview.

# HEAD COACH JAY MCAULEY



## JAY MCAULEY TIMELINE

2019- present	Wofford, Head Coach
2017-19	Associate Head Coach, Wofford
2013-17	Assistant Coach, Furman
2010-13	Assistant Coach, Gardner-Webb
2008-10	Assistant Coach, Wofford
2006-08	Graduate Manager, Georgia
2002-06	Player, Georgia

## CAREER RECORD

Overall Record: 58-41  
 SoCon Games (regular season): 30-23  
 SoCon Tournament Games: 4-3  
 SoCon Record (overall): 34-26  
 Overtime Games: 1-3  
 One-Point Games: 1-6  
 Games decided by five or less points: 14-15  
 vs. Power Five schools: 2-6  
 vs. AP Top 25 schools: 1-2



Jay McAuley enters his fourth season at the helm of the program entering the 2022-23 men's basketball season.

The 2021-22 season saw Wofford post another 19-win season, the second under McAuley, with a 19-13 mark and a 10-8 league record. Wofford entered the Southern Conference Tournament as the No. 4 seed and ultimately fell to the No. 1 seeded Chattanooga Mocs, the eventual champions, in the semifinals. During the season, the Terriers notched a road win over a Power 5 opponent, the SEC's Georgia.

B.J. Mack and Max Klesmit were honored on the All-Southern Conference Second and Third Teams, respectively, marking the third-straight season with at least two All-SoCon honorees. Mack was also recognized on the Southern Conference All-Tournament Team and on the NABC All-District 21 Team. On his own end, McAuley was named the 2022 Skip Prosser Man of the Year by College Insider Inc., presented annually to those who not only achieve success on the basketball court but who display moral integrity off the floor as well. He was selected out of 19 finalists, including Chris Beard of Texas, Hubert Davis of North Carolina and Matt Painter of Purdue to name a few. McAuley was also featured in The Athletic's annual 40-under-40 publication, tabbed No. 17 on the list of 40 influential people in men's college basketball under the age of 40.

Despite the hardships that COVID-19 presented for the 2020-21 season, McAuley managed to guide Wofford to another impressive season in his second year, tallying a 15-9 overall record and finishing the regular season just a half game out of first place with a 12-5 Southern Conference mark. The Terriers had a chance to bring another regular season title to the program, though, a canceled game at Samford at the hands of COVID-19 would ultimately solidify the Terriers as the SoCon Tournament's No. 2 seed at the regular season's conclusion.

McAuley coached four Terriers to All-Southern Conference accolades for the 2020-21 season, highlighted by Storm Murphy as a First Team selection and landing three freshmen on the All-Freshman team in Morgan Safford (coaches, media), Sam Godwin (coaches) and Max Klesmit (media). The four all-conference selections were a league-best, while the three first-year nods marked the first time in league history a team has had three freshmen selected overall to both the coaches and media teams. Additionally, Murphy collected All-Tournament team honors and was a NABC All-District 21 First Team selection, along with earning a spot on the Academic All-SoCon team.

Under McAuley's guidance, Wofford has solidified itself as a top-tier threat from 3-point range, finishing among the nation's best in 3-point shooting over the past two seasons. The Terriers concluded the 2020-21 season seventh in the nation in 3-point field goals made per game (10.2), while finishing fifth in the nation in total 3-point field goals made (336) for the 2019-20 season.

Additionally, student-athletes that have exhausted their eligibility under McAuley have graduated, producing an emphasis on academic excellence in landing three Academic All-SoCon and 17 SoCon Academic Honor Roll selections since 2019.

In his first year at the helm of the Wofford men's basketball program, McAuley led the Terriers to 19 wins, highlighted by a 68-64 win at No. 17 North Carolina (12/15/19) for the program's second win over an AP Top 25 team in school history and a remarkable run to the Championship game of the Southern Conference Tournament.

The Terriers dispatched The Citadel, 93-76, in the first round before knocking off No. 2 seed Furman in the quarterfinals, 77-68. Storm Murphy's elbow jumper edged Wofford past No. 6 seed Chattanooga, 72-70, in the semifinals for a consecutive upset, advancing Wofford to its sixth SoCon Championship final against a 30-win ETSU squad. Finishing runner-up, the Terriers were invited to play in postseason tournaments, though, the emergence of the COVID-19 pandemic resulted in the cancellation of all postseason competition, including the NCAA Tournament.

In addition to coaching Chevez Goodwin and Murphy to All-Tournament honors, McAuley helped Nathan Hoover garner All-SoCon Second Team status while Messiah Jones was recognized by the league's all-freshman squad. Additionally, Hoover was named NABC All-District and McAuley was named to ESPN's "40 Under 40" list, ranking the top 40 head coaches at the Division I level - with McAuley checking in at No. 27.

On Sunday, April 14, 2019, Wofford College announced the hiring of Jay McAuley as head men's basketball coach, as McAuley had spent the previous two years as the associate head coach of the Terriers.

"I am truly honored to be the next men's basketball coach at Wofford College," said McAuley. "I would like to thank President Samhat, Athletic Director Richard Johnson and the many supporters who believe in my ability to continue the championship tradition that is firmly in place here. While this is a new and exciting chapter for both my family and the Terrier faithful, the mission remains the same: recruit and graduate first-class student-athletes, showcase an exciting brand of basketball, and win championships."

"When we began the search process six days ago, we thought Jay McAuley would be a good choice," said Wofford Director of Athletics Richard Johnson. "As we progressed through the process, it became clear that he was a great choice. He has been a valuable member of the coaching staff at Wofford and has great experience with coaches such as Chris Holtmann and Niko Medved. We are excited to have him lead our team."

"We are fortunate to have such a talented coach ready to continue our incredible momentum and lead our basketball program," said Wofford President Dr. Nayef Samhat. "On behalf of the Wofford family I want to welcome Jay as our new head coach, and we are delighted that he and his wife Sallie and their daughter Addie will continue to be a part of the Spartanburg community."

For the 2018-19 season, the Terriers posted a 30-5 overall record, including a perfect 18-0 mark in Southern Conference play. They won the Southern Conference Tournament title, marking the second for McAuley at Wofford. In the NCAA Tournament, the Terriers were a seventh-seed, which marked the highest by a team from the Southern Conference since the field expanded to 64 teams. A win over Seton Hall sent Wofford to the second round, the league's first NCAA Tournament victory in 11 years. They were defeated by second-seeded Kentucky 62-56 to end the season.



The team was ranked in the Associated Press Top 25 for the first time ever, ending the season at No. 19. They were also ranked No. 18 in the final USA Today Coaches Poll. Fletcher Magee was named Southern Conference Player of the Year, along with honorable mention All-America recognition and Lou Henson National Player of the Year recipient as the top mid-major player in Division I. Cameron Jackson joined Magee on the first team All-Southern Conference team by both the media and coaches.

During the 2017-18 season the team was 21-13 overall and 11-7 in the Southern Conference to finish tied for fourth. Highlights included a win in Jerry Richardson Indoor Stadium and on December 20, Wofford went into the Dean E. Smith Center and upset No. 5 North Carolina, the defending national champions. The team played in the CollegenInsider.com Tournament (CIT). Fletcher Magee was named the Malcolm U. Pitt Player of the Year (Media) and was a first team All-SoCon selection, while Cameron Jackson earned second team honors and Storm Murphy was placed on the All-Freshman team.

In four seasons on the coaching staff at Furman, he helped guide the Paladins from a seven-win squad prior to his arrival and led it to improved records each season. The run culminated in a 23-11 record in 2016 that earned a share of its first SoCon regular season championship since 1990-91. The team reached the semifinals of the CIT postseason tournament in 2016-17, its second consecutive season in the CIT. He coached All-Southern Conference players Stephen Croone and Devin Sibley, Jr., along with All-Freshman Team members Jordan Lyons, Daniel Fowler and Matt Rafferty.

He spent three seasons at Gardner-Webb University on Chris Holtmann's staff. After a 23-41 mark in the first two seasons, in the 2012-13 season he helped lead the Runnin' Bulldogs to a 21-13 overall mark. They were 11-5 Big South record and earned a berth in the College Insider Tournament. Holtmann is currently the head coach at Ohio State after a stint at Butler.

Prior to McAuley's time at Gardner-Webb, he spent two seasons at Wofford where he helped lead the Terriers in 2009-10 to a 26-9 overall record and 15-3 in Southern Conference play en route to winning both the regular season and tournament titles.

In the 2009-10 season, Wofford won 22 of its last 24 games, including a 13-game winning streak, en route to a 26-9 record. Also included were wins over SEC-foes South Carolina and Georgia. Wofford entered the SoCon Tournament as the top seed for the first time, defeating UNCG and Western Carolina to earn a finals appearance. In a game dominated by the Terrier defense, Wofford won 56-51 over Appalachian State to take its first Southern Conference Championship and the league's bid to the NCAA Tournament.

At the Jacksonville Regional, Wofford was a 13 seed and faced four-seed Wisconsin. The Terriers were down eight points at the half but used a 12-4 run to tie the game and kept it a one possession game until the final seconds in a 53-49 loss. After the season, Noah Dahlman was named SoCon Player of the Year and honorable mention All-American. Dahlman, Tim Johnson and Jamar Diggs earned All-Conference honors.

During his first season on staff at Wofford in 2008-09, the Terriers were 16-14 overall and 12-8 in league play. Noah Dahlman earned All-Southern Conference first team honors from the coaches and media, while Junior Salters was a third team pick by the media.

McAuley, a Marietta, Ga. native, played four seasons at the University of Georgia and was on the 2008 team that won the SEC Tournament. He played in 17 games his junior season and was a co-captain in his senior campaign. After graduating with a degree in business education in 2006, he served as a graduate manager for two seasons and earned a master's degree in physical education.

McAuley married the former Sallie Willis in 2012 and the couple have two daughters, Addie (6) and Charlie (2).

## COACHING RECORD: YEAR-BY-YEAR BREAKDOWN

YEAR	SCHOOL	RECORD	SOCON	SOCON FINISH	SOCON TOURNEY	POSTSEASON	ROUND
2019-20	Wofford	19-16	8-10	7th	Finals	N/A	N/A
2020-21	Wofford	15-9	12-5	2nd	Quarterfinals	N/A	N/A
2021-22	Wofford	19-13	10-8	4th	Semifinals	N/A	N/A
2022-23	Wofford	5-3	0-0	--	--	--	--
<b>TOTAL:</b>		<b>58-41 (.585)</b>	<b>30-23 (.566)</b>				

## MCAULEY VS. THE SOCON

### 34-26 VS SOCON (REGULAR AND POSTSEASON)

OPPONENT	ALL	HOME	AWAY	TOURNEY
Chattanooga	2-6	0-3	1-2	1-1
The Citadel	5-2	3-0	1-2	1-0
ETSU	3-4	2-1	1-2	0-1
Furman	4-3	2-1	1-2	1-0
Mercer	3-4	2-1	1-2	0-1
Samford	4-1	3-0	1-1	N/A
UNCG	3-3	2-1	1-2	N/A
VMI	5-2	1-2	3-0	1-0
Western Carolina	4-2	2-1	2-1	N/A

### MCAULEY: WHEN AND WHERE

Home: 35-12	November: 14-9
Away: 19-25	December: 11-7
Neutral: 4-3	January: 17-10
	February: 12-12
	March: 4-3



## ON THE BENCH



### DWIGHT PERRY

*ASSOCIATE HEAD COACH • KENTUCKY, 2010*

- Named to the Wofford coaching staff on April 18, 2019; promoted to associate head coach on September 10, 2021.
- Spent the previous five seasons at Furman as an assistant coach, helping lead 2018-19 team to 25-8 (13-5 SoCon) record which included an Associated Press Top 25 appearance after victories over Villanova and Loyola.
- Coached All-SoCon members Matt Rafferty (first team) and Jordan Lyons (third team), and Noah Gurley (all-freshman).
- Perry, a native of Durham, N.C., served as a graduate assistant under Virginia Commonwealth head coach Shaka Smart for two seasons (earning a master's in Sport Leadership) before being named the Rams' video coordinator.
- A 2010 graduate of the University of Kentucky, Perry played three seasons for the Wildcats and earned a degree in business management.
- Perry married the former Brittany Gee in August of 2016 and the couple have a son, Dwight III (Trey).



### WILL MURPHY

*ASSISTANT COACH • WAKE FOREST, 2013*

- Murphy enters his sixth season with the Terriers. Murphy was hired on June 16, 2017 as the Director of Basketball Operations and was elevated to Assistant Coach in October of 2017.
- The past three seasons, Murphy has primarily helped with the guards. Fletcher Magee (two-time SoCon Player of the Year) and Storm Murphy (All-Freshman Team)
- Murphy began his career at his alma mater, Wake Forest. He was the Director of Player Development for the Demon Deacons for one season and spent three seasons as the Video Coordinator and Director of Technology and Scouting.
- Murphy, a native of Murfreesboro, Tennessee, spent three and a half seasons as a student manager for the Wake Forest staff before joining the active roster as a walk-on guard in December of 2012.
- He and his wife, Pearson Lien, were married in the summer of 2020.



### TYSOR ANDERSON

*ASSISTANT COACH • GEORGIA TECH, 2010*

- Named to the Wofford coaching staff in June of 2022.
- Spent previous three seasons at Jacksonville State University, helping transition the program into the ASUN and helped the team win its first Division I regular-season conference title with a 13-3 mark.
- The Atlanta, Ga., native came to Jacksonville following four years as head coach at the high school level at South Gwinnett High School and Holy Spirit Prep. Anderson coached future NBA first-overall draft pick Anthony Edwards while at HSP.
- Anderson graduated from Georgia Tech in 2010 with a degree in Social Science, Technology and Culture, while also earning a certificate in Business Management.
- He is the grandson of legendary, Hall of Fame, college basketball coach Charles "Lefty" Driesell.



### PAUL KOIER

*ATHLETIC PERFORMANCE COACH • WISCONSIN LUTHERAN, 2019*

- Enters his first season with the Wofford basketball staff.
- Spent the previous two years as a Graduate Assistant and one year as an intern with the Virginia Commonwealth University men's basketball team. Koier earned his Master of Sport Leadership degree from VCU in May of 2022.
- Prior to his time at VCU, Koier held a summer internship with the University of North Carolina at Charlotte, where he worked with both basketball and tennis teams and also worked with the women's soccer team.
- Koier played basketball at Wisconsin Lutheran College for four years and saw action in over 80 games. He received a Bachelor's Degree in Sport and Exercise Science in May of 2019.
- A native of Menomonee Falls, Wisconsin, he is certified through the National Strength and Conditioning Association (NSCA) with his Certified Strength and Conditioning Specialist (CSCS).



### DAVID KAPLAN

*DIRECTOR OF OPERATIONS • HIGH POINT, 2010*

- Named to the Wofford coaching staff in October of 2022.
- Previously worked at Davidson-Davie as an assistant coach. Helped guide the team through the COVID-19 pandemic while also recruiting scholarship-level student-athletes.
- Also spent two seasons prior at Catholic University, where senior Jay Howard was named Landmark Conference Player of the Year in his time with the Cardinals.
- Kaplan got his first collegiate coaching job at Centenary College of Louisiana as an assistant coach after spending five years coaching at the high school level.
- Kaplan graduated from High Point in 2010, where he received his degree in recreation management.



# SOUTHERN CONFERENCE MEN'S BASKETBALL

# 2022-23



702 North Pine Street, Spartanburg, SC 29303 • 864-591-5100 • Fax: 864-591-3448

Phil Perry, Associate Commissioner for Media Relations (MBK contact)

facebook.com/SouthernConference • twitter.com/SoConSports • instagram.com/SouthernConference

## 2022-23 SOUTHERN CONFERENCE BASKETBALL STANDINGS

	Conference					Overall					
	W-L	Pct.	H	A	ST	W-L	Pct.	H	A	N	ST
Samford	0-0	.000	0-0	0-0		6-2	.750	5-2	1-0	0-0	L2
Furman	0-0	.000	0-0	0-0		4-2	.667	3-0	0-0	1-2	W2
The Citadel	0-0	.000	0-0	0-0		4-3	.571	2-0	1-2	1-1	W1
Western Carolina	0-0	.000	0-0	0-0		4-3	.571	1-0	1-3	2-0	L1
Wofford	0-0	.000	0-0	0-0		4-3	.571	4-0	0-3	0-0	L1
Mercer	0-0	.000	0-0	0-0		4-4	.500	2-0	0-3	2-1	L1
Chattanooga	0-0	.000	0-0	0-0		3-3	.500	3-1	0-2	0-0	W1
ETSU	0-0	.000	0-0	0-0		3-4	.429	2-1	0-2	1-1	L3
UNCG	0-0	.000	0-0	0-0		3-4	.429	2-1	0-1	1-2	L2
VMI	0-0	.000	0-0	0-0		2-5	.286	2-0	0-3	0-2	W1

## NOTES

• Seven of the 10 Southern Conference squads boast records of .500 or better entering play Tuesday.

• Furman visits former SoCon rival App State on Tuesday. The Paladins downed Tusculum 102-74 Friday, with redshirt junior Marcus Foster posting a career-high 22 points and Jalen Slawson notching his 12th career double-double with 22 points and 10 rebounds.

• Fresh off snapping a four-game skid with a 108-58 win over Regent on Saturday, VMI visits Presbyterian on Tuesday. Senior Sean Conway (6-for-7) and junior Devin Butler (5-for-6) combined to go 11-for-13 from 3-point range, finishing with 20 and 16 points, respectively, in Saturday's win.

• Samford visits Big East foe DePaul on Wednesday for a game that will air on FS2. The Bulldogs opened the season 6-0 before dropping two straight. Samford played without its top two scorers, Ques Glover and Jermaine Marshall, in Sunday's 84-82 loss to Tennessee Southern. Marshall is also the Bulldogs' top rebounder.

• The Citadel, which won two of three games at the Big Easy Classic last week, takes on a pair of local rivals this week when it visits Charleston Southern on Wednesday and hosts College of Charleston on Saturday. Stephen Clark scored a career-best 26 points in the Bulldogs' 74-53 win over IUPUI on Friday.

• ETSU, which welcomes Mars Hill on Wednesday, will retire the jersey of its all-time leading scorer, Tim Smith, on Saturday when the Bucs host Jacksonville State. Smith finished his career with 2,300 points from 2002-06 and led the Bucs to a pair of SoCon tournament titles and NCAA appearances.

• UNCG visits a pair of regional rivals this week, heading across town to take on North Carolina A&T on Wednesday before making the short trip up Interstate 85 to take on former SoCon foe Elon on Saturday. The Spartans dropped two of three at the Northern Classic in Laval, Quebec, Canada, over the holiday weekend.

• Defending SoCon champion Chattanooga visits Tennessee Tech on Wednesday looking to get above .500 for the first time this season. The Mocs, who have alternated wins and losses in their first six games, are getting 19.2 points and 9.0 rebounds per game from preseason SoCon Player of the Year Jake Stephens.

• Western Carolina fell 73-61 at UNC Asheville on Saturday but gets another crack at an in-state Big South foe when it hosts Gardner-Webb on Wednesday.

• SoCon teams are a combined 26-5 at home so far this season, paced by Wofford's 4-0 mark. The Terriers, who own home wins over Bob Jones, Gardner-Webb, North Carolina A&T and North Greenville, welcome Presbyterian on Thursday. Wofford is coming off a 78-75 loss at LSU on Sunday in which it won the battle of the boards, outrebounding the Tigers, 30-26.

• Mercer won two of three at the Hostilo Hoops Community Classic in Savannah, Georgia, over the weekend. The Bears return to action Friday when they host Kennesaw State, a program they've beaten 10 straight times.

## UPCOMING SCHEDULE (ALL TIMES EASTERN)

<b>Nov. 29 (Tuesday)</b> Furman at App State, 6:30 p.m. VMI at Presbyterian, 7 p.m.	ESPN+ ESPN+
<b>Nov. 30 (Wednesday)</b> The Citadel at Charleston Southern, 7 p.m. Mars Hill at ETSU, 7 p.m. UNCG at North Carolina A&T, 7 p.m. Chattanooga at Tennessee Tech, 7 p.m. Gardner-Webb at Western Carolina, 7 p.m. Samford at DePaul, 9 p.m.	ESPN+ ESPN+ FloHoops ESPN+ ESPN+ FS2
<b>Dec. 1 (Thursday)</b> Presbyterian at Wofford, 7 p.m.	ESPN+
<b>Dec. 2 (Friday)</b> Kennesaw State at Mercer, 7 p.m.	ESPN+
<b>Dec. 3 (Saturday)</b> South Carolina State at Furman, 12 p.m. College of Charleston at The Citadel, 1 p.m. Navy at VMI, 1 p.m. Chattanooga at Gardner-Webb, 2 p.m. Jacksonville State at ETSU, 4 p.m. UNCG at Elon, 4 p.m. Wofford at Vanderbilt, 5 p.m. USC Upstate at Western Carolina, 5:30 p.m.	ESPN+ ESPN+ ESPN+ ESPN+ ESPN+ FloHoops SEC+ ESPN+
<b>Dec. 4 (Sunday)</b> Samford at UCF, 2 p.m.	ESPN+
<b>Dec. 6 (Tuesday)</b> Middle Georgia at Mercer, 11 a.m. High Point at Furman, 7 p.m. UNCG at Arkansas, 7 p.m. Milwaukee at Chattanooga, 7 p.m. Coastal Carolina at Wofford, 7:30 p.m.	ESPN+ ESPN+ SEC ESPN+ ESPN+
<b>Dec. 7 (Wednesday)</b> Carlow at VMI, 7 p.m. Western Carolina at Davidson, 7 p.m.	ESPN+ ESPN+

## SoCon PLAYER OF THE WEEK (11/28)

### Jake Stephens, Gr., C Chattanooga

Chattanooga graduate student Jake Stephens averaged 22.5 points and 10.5 rebounds per game from Nov. 21-27.

Stephens turned in double-doubles in both of his contests on the week. He opened with 18 points and 10 rebounds in a 72-66 setback to in-state foe Lipscomb on Wednesday, adding three assists. Stephens went 5-for-8 from the floor (.625), hitting both of his 3-point attempts, and was 6-for-6 from the free-throw line.

The Bunker Hill, West Virginia, native topped that effort in Saturday's 69-66 win over Murray State, scoring a season-best 27 points and pulling down 11 rebounds, matching his season high. Stephens was 9-for-17 (.529) from the floor and 4-for-7 (.571) from 3-point range. He converted five of his six free-throw attempts (.833) and added three more assists, three steals and a blocked shot.

For the week, Stephens shot 56.0 percent from the floor (14-for-25), including a 6-for-9 showing (.667) from beyond the arc, and was 11-for-12 from the free-throw line (.917). With 201 career 3-pointers and a .384 career percentage from long range, the 7-0 center is the SoCon's active leader in both categories.



# GAME BOXES ...

## Wofford 120, Bob Jones 48

November 7, 2022 - Spartanburg, SC  
Game One



Official Basketball Box Score - Final  
**Bob Jones at Wofford**  
11/07/22 Jerry Richardson Indoor Stadium, Spartanburg  
2022-23 Men's Basketball

Game Time: 7:00 PM  
Game Duration: 1:45  
Attendance: 1,680

Officials: Winston Trotter, Felix Fuente, Julian Legido

Bob Jones - 48

Record: 0-0

NO.	Name	Min	FG		3P		FT		Rebounds		Fouls		TP	AS	TO	ST	Blocks		+/-
			M/A	M/A	M/A	M/A	OR	DR	OR	DR	PF	FD					BS	BA	
3	Stephan Hugley	F 19:23	5-8	0-0	2-4	0-0	2-2	2-2	12	0	0	0	0	0	0	0	0	0	-23
4	Hayes Brush	G 25:12	0-5	0-1	2-2	1-1	2-2	2-2	2	1	1	0	0	0	0	0	0	0	-35
21	Brian Sims Jr.	G 21:12	4-10	1-1	0-0	0-2	2-2	2-1	9	1	3	0	0	0	0	0	0	0	-36
23	Henry Blair	G 31:13	4-17	1-4	3-4	1-1	2-0	2-2	12	0	2	0	0	0	0	0	0	0	-55
33	Kenney Garrick	G 17:32	1-6	0-2	1-1	0-0	0-0	2-1	3	0	2	0	0	0	0	0	0	0	-45
15	William Snipes	04:51	0-1	0-1	0-0	0-1	1-1	0-0	0	0	1	0	0	0	0	0	0	0	-19
24	Dillon Harris	10:41	0-1	0-0	1-2	0-0	0-0	3-1	1	0	0	0	0	0	0	0	0	0	-19
2	Trevor Bunson	20:54	0-3	0-1	2-4	1-1	2-1	2-2	0	0	2	0	0	0	0	0	0	0	-41
22	Lincoln Riddle	09:17	0-2	0-1	0-0	0-0	0-0	1-1	0	0	0	0	0	0	0	0	0	0	-17
25	Caleb Owens	16:43	1-5	0-2	0-0	0-0	0-0	1-1	2	0	0	0	0	0	0	0	0	0	-25
1	Tostadas Pouncey	07:34	0-1	0-1	0-0	0-0	0-0	0-0	0	0	0	0	0	0	0	0	0	0	-22
11	Andrew Ahrens	11:37	1-5	0-1	0-0	1-3	4-1	0-0	2	0	1	0	0	0	0	0	0	0	-21
10	Davis McCam	03:51	1-1	1-1	0-0	0-0	0-0	0-0	0	0	0	0	0	0	0	0	0	0	-11
Team									0	0	0								
Totals			17-65	3-16	11-17	6	9	15	14	12	48	3	12	1	0	5	0	0	-72

Shooting By Period

1st FG% 7-34 20.6%  
3PT% 1-10 10.0%  
FT% 4-6 66.7%

2nd FG% 10-31 32.3%  
3PT% 2-6 33.3%  
FT% 7-11 63.6%

GM FG% 17-65 26.2%  
3PT% 3-16 18.8%  
FT% 11-17 64.7%

Dead Ball Rebounds: 7.4

Technical Fouls: NONE

Wofford - 120

Record: 1-0

NO.	Name	Min	FG		3P		FT		Rebounds		Fouls		TP	AS	TO	ST	Blocks		+/-
			M/A	M/A	M/A	M/A	OR	DR	OR	DR	PF	FD					BS	BA	
25	Messiah Jones	F 15:49	6-8	0-0	2-2	5	6	11	2	2	14	3	2	1	1	0	0	0	37
33	B.J. Mack	C 18:35	7-10	1-2	0-0	2	4	6	1	2	15	1	0	0	0	0	0	0	35
1	Jackson Paveletzke	G 23:59	6-6	1-1	3-4	0	3	3	0	3	16	4	0	0	0	0	0	0	-42
10	Corey Tripp	G 17:45	4-9	2-4	3-5	0	1	1	0	3	13	2	1	3	0	0	0	0	39
12	Carson McCorkle	G 20:00	3-6	3-6	0-0	1	1	2	0	1	9	1	0	0	0	0	0	0	42
14	Kyler Filwich	16:06	8-9	0-0	0-0	4	7	11	0	0	16	0	0	0	0	0	0	0	-21
5	Chase Martin	15:27	3-5	1-1	0-0	0-0	0-0	0-0	7	0	0	0	0	0	0	0	0	0	32
4	Josh Morissette	20:59	2-5	1-3	0-0	0	4	4	2	0	5	1	1	0	0	0	0	0	24
11	Amari Tice	13:39	1-3	0-0	2-2	0	7	7	1	1	4	1	1	1	2	0	0	0	31
0	Jackson Sivills	15:04	2-4	2-3	0-0	0	4	4	2	1	6	2	0	1	1	0	0	0	23
30	Anthony Arrington	09:33	2-3	1-2	0-0	0	1	1	2	0	5	1	0	0	0	0	0	0	9
2	Tauris Watson	07:15	4-5	0-1	0-1	0	1	1	1	1	8	1	0	0	0	0	0	0	12
22	Jonathan Steelman	03:51	1-2	0-1	0-0	0	1	0	0	0	2	0	0	0	0	0	0	0	11
15	Cohen Kellogg	00:59	0-0	0-0	0-0	0	0	0	0	0	0	0	0	0	0	0	0	0	1
21	Joe Spinelli	00:59	0-0	0-0	0-0	0	0	0	0	0	0	0	0	0	0	0	0	0	1
Team																			
Totals			49-75	12-24	10-12	13	39	52	12	14	120	17	9	10	5	0	0	0	-72

Shooting By Period

1st FG% 26-39 66.7%  
3PT% 5-11 45.5%  
FT% 7-7 100%

2nd FG% 23-36 63.9%  
3PT% 7-13 53.8%  
FT% 3-5 60%

GM FG% 49-75 65.3%  
3PT% 12-24 50.0%  
FT% 10-12 83.3%

Dead Ball Rebounds: 2.2

Technical Fouls: NONE

BJU

WOF

Points from Turnovers

Period by Period Scoring

Biggest lead	BJU		WOF	
	1st	2nd	TOT	TOT
Best Scoring Run	6 (2nd 4:57)	23 (1st 4:30)	26	74
Lead Changes	0	6	16	46
Times Tied	0	4	17	53
Time with Lead	00:00	39:44	10	53

## Drake 80, Wofford 72

November 14, 2022 - Des Moines, Iowa  
Game Three



Official Basketball Box Score - Final  
**Wofford at Drake**  
11/14/22 Knapp Center, Des Moines  
2022-23 Men's Basketball

Game Time: 7:00 PM  
Game Duration: 1:43  
Attendance: 2,529

Officials: Gerry Pollard, Winston Sith, Chance Moore

Wofford - 72

Record: 1-2

NO.	Name	Min	FG		3P		FT		Rebounds		Fouls		TP	AS	TO	ST	Blocks		+/-
			M/A	M/A	M/A	M/A	OR	DR	OR	DR	PF	FD					BS	BA	
11	Amari Tice	F 15:30	4-8	3-6	0-0	0	3	3	0	1	11	1	2	0	0	0	0	0	-13
25	Messiah Jones	F 19:26	5-9	0-2	0-0	3-4	1	4	2	3	8	2	1	0	0	1	1	0	-4
33	B.J. Mack	C 31:19	5-9	1-1	1-1	2-2	1	7	8	1	4	13	0	0	0	0	0	0	-4
1	Jackson Paveletzke	G 30:32	5-11	2-4	3-3	1	2	3	3	15	1	2	0	0	0	0	0	0	-15
10	Corey Tripp	G 32:27	7-11	4-6	0-0	0	2	2	0	0	18	2	2	2	0	0	0	0	-10
12	Carson McCorkle	32:20	3-7	1-4	0-0	0	2	2	1	0	7	0	0	0	0	0	0	0	-2
13	Adam Silas	15:37	2-4	0-1	0-0	0	2	2	3	2	4	1	1	0	0	0	0	0	-4
14	Kyler Filwich	08:01	0-1	0-0	0-0	0	1	1	0	0	1	0	0	0	0	0	0	0	1
5	Chase Martin	05:55	0-2	0-1	0-0	0	0	0	0	0	0	0	0	0	0	0	0	0	-3
0	Jackson Sivills	06:53	0-0	0-0	1-2	0	0	0	1	1	0	0	0	0	0	0	0	0	-7
Team																			
Totals			26-55	11-26	9-11	7	23	30	15	14	72	8	12	2	1	4	0	0	-8

Shooting By Period

1st FG% 11-26 42.3%  
3PT% 5-13 38.5%  
FT% 9-9 100%

2nd FG% 15-29 51.7%  
3PT% 6-13 46.2%  
FT% 3-5 60%

GM FG% 26-55 47.3%  
3PT% 11-26 42.3%  
FT% 9-11 81.8%

Dead Ball Rebounds: 2.0

Technical Fouls: NONE

Drake - 80

Record: 2-0

NO.	Name	Min	FG		3P		FT		Rebounds		Fouls		TP	AS	TO	ST	Blocks		+/-
			M/A	M/A	M/A	M/A	OR	DR	OR	DR	PF	FD					BS	BA	
51	Darnell Brodie	F 21:45	3-6	0-0	0-0	2	5	7	2	1	6	1	0	0	0	0	0	0	8
0	D.J. Wilkins	G 20:32	2-5	0-3	0-1	0	0	0	1	1	4	1	0	0	0	0	0	0	32
3	Garrett Sturtz	G 32:29	7-9	0-0	2-2	4	1	5	0	4	16	2	1	1	0	0	0	0	3
4	Conor Enright	G 24:15	2-6	0-4	1-2	1	2	3	2	1	5	3	0	0	0	0	0	0	6
12	Tucker DeVries	G 32:59	5-14	1-7	3-4	1	8	9	2	4	14	1	0	0	0	0	0	0	6
1	Roman Dennis	17:41	3-7	1-3	2-2	0	3	3	2	4	9	5	1	2	0	0	0	0	-1
14	Sardar Calhoun	26:21	7-14	2-6	1-1	1	1	2	1	1	17	1	1	1	0	0	0	0	8
10	Okay Djangouz	07:39	1-1	0-0	0-0	0	0	0	0	0	3	0	0	0	0	0	0	0	-5
35	Eric Northweather	10:56	2-2	0-0	0-1	1	2	2	1	4	0	0	0	0	0	0	0	0	2
24	Nate Ferguson	05:23	1-1	0-0	0-0	0	1	1	1	0	2	0	0	0	0	0	0	0	1
Team																			
Totals			33-65	5-24	9-12	11	22	33	14	15	80	14	3	7	4	1	0	0	8

Shooting By Period

1st FG% 17-37 45.9%  
3PT% 2-13 15.4%  
FT% 9-9 100%

2nd FG% 16-28 57.1%  
3PT% 3-11 27.3%  
FT% 9-12 75%

GM FG% 33-65 50.8%  
3PT% 5-24 20.8%  
FT% 9-12 75.0%

Dead Ball Rebounds: 1.0

Technical Fouls: None 2nd 18:30

Woff

Drake

Points from Turnovers

Period by Period Scoring

Biggest lead	Woff		Drake	
	1st	2nd	TOT	TOT
Best Scoring Run	6 (2nd 12:56)	8 (2nd 7:13)	28	46
Lead Changes	4	8	8	8
Times Tied	6	4	11	11
Time with Lead	01:32	35:08	12	35

## High Point 91, Wofford 80

November 12, 2022 - High Point, NC  
Game Two



Official Basketball Box Score - Final  
**Wofford at High Point**  
11/12/22 Queen Center, High Point  
2022-23 Men's Basketball

Game Time: 4:02 PM  
Game Duration: 2:05  
Attendance: 3,765

Officials: Jeremy Mosier, JW Lucas, Kyle Luckie

Wofford - 80

Record: 1-1

# GAME BOXES ...

## Wofford 78, N.C. A&T 64

November 20, 2022 • Spartanburg, SC

Game Five



Official Basketball Box Score - Final  
N.C. A&T at Wofford  
11/20/22 Jerry Richardson Indoor Stadium, Spartanburg, SC  
2022-23 Men's Basketball

Game Time: 5:00 PM  
Game Duration: 1:44  
Attendance: 506

Officials: Billy Dunlap, Sidney Cohen, Jason Page

N.C. A&T - 64

Record: 1-4

NO.	Name	Min	FG		3P		FT		Rebounds		Fouls		TP	AS	ST	Blocks	+/-		
			M	A	M	A	M	A	OR	DR	PF	FD							
12	Austin Johnson	29:56	4-8	0-1	1-2	3	4	7	1	2	9	0	1	2	1	1	-11		
25	Webster Filmore	F 21:29	1-1	0-0	0-0	1	2	3	0	2	0	1	0	0	0	-16			
0	Kyle Duke	G 05:55	0-0	0-0	0-0	0	1	1	1	0	0	1	0	0	0	0			
4	Marcus Watson	G 32:30	7-16	1-7	1-3	4	1	3	4	16	4	2	1	0	1	-8			
24	Demetrio Horton	G 32:00	4-9	3-6	0-0	0	5	5	1	11	0	0	0	0	1	-7			
1	Jeremy Robinson	14:37	1-4	0-2	0-0	1	2	3	2	1	2	1	1	0	0	-7			
2	Love Bettis	15:49	0-4	0-2	0-0	0	1	1	1	0	0	0	0	0	0	-14			
3	Kam Woods	29:18	6-14	5-9	0-0	2	1	3	2	0	17	2	0	0	0	-12			
5	Tyrese Elliott	08:57	0-0	0-0	0-0	0	0	0	2	0	0	0	0	0	0	-4			
31	Duncan Powell	09:29	1-5	0-2	5-6	1	1	2	0	4	7	0	0	1	1	8			
Team						0			0		0								
<b>Totals</b>			24-61			9-29		7-11		9		29		16		64		9 5 4 1 4 -14	

Shooting By Period

1st FG% 11-30 36.7%  
3PT% 6-17 35.3%  
FT% 2-5 40%

2nd FG% 13-31 41.9%  
3PT% 3-12 25.0%  
FT% 5-6 83.3%

GM FG% 24-61 39.3%  
3PT% 9-29 31.0%  
FT% 7-11 63.6%

Dead Ball Rebounds: 4

Technical Fouls: NONE

Wofford - 78

Record: 3-2

NO.	Name	Min	FG		3P		FT		Rebounds		Fouls		TP	AS	ST	Blocks	+/-		
			M	A	M	A	M	A	OR	DR	PF	FD							
11	Amari Tice	F 11:02	0-1	0-1	2-4	0	3	3	1	2	2	0	0	0	0	0	-2		
25	Messiah Jones	F 23:47	3-6	0-0	1-3	3	6	9	2	2	7	1	0	1	2	0	-2		
33	B.J. Mack	C 24:55	5-11	2-4	0-0	0	3	3	1	0	12	2	0	0	0	-6			
1	Jackson Paveletzke	G 37:22	5-7	3-4	8-8	0	1	1	5	21	6	2	0	0	1	16			
10	Corey Tripp	G 29:14	3-7	3-7	0-0	0	3	3	0	1	9	6	0	1	1	0	6		
5	Chase Martin	09:30	0-2	0-2	0-0	0	0	0	0	0	0	0	2	0	0	-6			
14	Kyler Filwich	11:02	5-6	0-0	1-3	2	5	7	1	3	11	2	0	0	0	17			
12	Carson McCorkle	21:44	1-6	1-6	0-0	1	1	2	3	0	3	1	0	0	0	15			
13	Adam Silas	12:13	0-0	0-0	0-0	0	1	1	1	1	0	0	3	3	0	0			
0	Jackson Sivills	19:11	5-6	3-4	0-1	0	4	4	1	2	13	2	1	1	0	19			
Team						0			0		0								
<b>Totals</b>			27-52			12-28		12-19		6		27		33		78		23 7 3 4 1 14	

Shooting By Period

1st FG% 14-26 53.8%  
3PT% 6-14 42.9%  
FT% 7-12 58.3%

2nd FG% 13-26 50.0%  
3PT% 6-14 42.9%  
FT% 5-7 71.4%

GM FG% 27-52 51.9%  
3PT% 12-28 42.9%  
FT% 12-19 63.2%

Dead Ball Rebounds: 5

Technical Fouls: NONE

NCAT		WOF	
Biggest lead	0 (1st 20:00)	18	(2nd 6:06)
Best Scoring Run	9 (2nd 13:50)	12	(1st 7:50)
Lead Changes	0	5	
Times Tied	0	0	
Time with Lead	00:00	39:29	

Points from Turnovers	NCAT	WOF	Period by Period Scoring			
			1st	2nd	TOT	
Paint	26	26				
Second Chance	12	5	NCAT	30	34	64
Fast Breaks	4	3	WOF	41	37	78
Bench	26	27				

## Wofford 70, North Greenville 59

November 22, 2022 • Spartanburg, SC

Game Six



Official Basketball Box Score - Final  
North Greenville at Wofford  
11/22/22 Jerry Richardson Indoor Stadium, Spartanburg  
2022-23 Men's Basketball

Game Time: 1:00 PM  
Game Duration: 1:42  
Attendance: 653

Officials: Damon Williams, Chase Vaden, Landen Cammack

North Greenville - 59

Record: 0-4

NO.	Name	Min	FG		3P		FT		Rebounds		Fouls		TP	AS	ST	Blocks	+/-		
			M	A	M	A	M	A	OR	DR	PF	FD							
22	Caleb Williams	F 24:33	2-7	0-1	0-0	1	2	3	3	0	4	2	2	4	0	1	-8		
32	John Haddock Rogers	F 24:40	3-8	1-4	1-1	1	0	1	5	2	8	1	2	0	0	0	-10		
1	Draylan Burton	G 26:43	3-7	1-2	0-0	0	0	0	0	2	7	2	0	0	0	0	-10		
13	Zak Pardew	G 27:26	3-7	1-3	3-3	0	1	1	0	1	10	6	1	3	1	0	-4		
21	C.J. Jamison	G 33:34	7-12	3-4	0-0	1	3	4	4	0	17	0	3	4	0	-9			
2	David Muncy	12:34	0-0	0-0	2-2	0	4	4	1	2	2	2	2	0	0	-7			
15	Seth Hewitt	21:16	1-3	0-1	0-0	0	2	2	0	2	0	1	0	0	0	-12			
11	Savion Brown	17:25	3-8	3-6	0-0	0	0	0	1	1	9	1	0	1	0	-3			
14	Ayden Baker	05:24	0-1	0-1	0-0	0	1	1	0	0	0	0	2	0	0	-3			
33	Dason Zick	06:25	0-3	0-1	0-0	0	1	0	1	2	0	0	0	0	0	-1			
Team						0			0		0								
<b>Totals</b>			22-57			9-23		6-7		4		13		17		59		15 13 13 1 1 -11	

Shooting By Period

1st FG% 9-28 32.1%  
3PT% 3-11 27.3%  
FT% 6-7 85.7%

2nd FG% 13-29 44.8%  
3PT% 6-12 50.0%  
FT% 0-0 0%

GM FG% 22-57 38.6%  
3PT% 9-23 39.1%  
FT% 6-7 85.7%

Dead Ball Rebounds: 0

Technical Fouls: NONE

Wofford - 70

Record: 4-2

NO.	Name	Min	FG		3P		FT		Rebounds		Fouls		TP	AS	ST	Blocks	+/-		
			M	A	M	A	M	A	OR	DR	PF	FD							
11	Amari Tice	F 06:04	0-1	0-0	0-0	0	2	2	0	0	0	1	2	0	0	1	2		
25	Messiah Jones	F 21:52	2-3	0-0	0	3	6	9	2	2	4	1	3	0	1	0	3		
33	B.J. Mack	C 25:07	5-14	1-6	1-2	1	6	7	0	4	12	2	0	0	0	-2			
1	Jackson Paveletzke	G 34:24	5-7	1-2	7-7	0	0	0	1	4	16	6	4	0	0	10			
10	Corey Tripp	G 32:51	3-5	1-3	0-0	1	2	3	1	1	7	1	1	2	0	7			
5	Chase Martin	15:15	0-3	0-2	0-0	0	1	1	2	0	0	1	2	0	0	-2			
0	Jackson Sivills	18:44	1-4	1-4	6-6	1	7	8	3	9	0	2	1	0	0	12			
14	Kyler Filwich	13:55	4-5	0-0	1-3	2	5	7	1	2	9	1	1	0	0	9			
12	Carson McCorkle	22:58	3-6	2-4	0-0	0	1	1	0	8	1	0	1	0	0	14			
4	Josh Morrisette	03:37	0-0	0-0	0-0	0	0	0	0	0	0	0	0	0	0	0			
13	Adam Silas	05:13	1-1	1-1	0-0	0	0	0	0	1	0	3	0	1	1	0			
Team						0			0		0								
<b>Totals</b>			24-50			7-22		15-18		8		30		38		70		14 17 5 1 1 11	

Shooting By Period

1st FG% 12-28 42.9%  
3PT% 4-14 28.6%  
FT% 4-6 66.7%

2nd FG% 12-22 54.5%  
3PT% 3-8 37.5%  
FT% 11-12 91.7%

GM FG% 24-50 48.0%  
3PT% 7-22 31.8%  
FT% 15-18 83.3%

Dead Ball Rebounds: 2

Technical Fouls: NONE

NGU		WOF	
Biggest lead	3 (1st 16:45)	14	(2nd 14:38)
Best Scoring Run	8 (2nd 12:16)	10	(2nd 0:22)
Lead Changes	2	2	
Times Tied	0	0	
Time with Lead	01:51	34:53	

Points from Turnovers	NGU	WOF	Period by Period Scoring			
			1st	2nd	TOT	
Paint	20	32	NCAT	27	32	59
Second Chance	6	7	WOF	32	38	70
Fast Breaks	9	3				
Bench	13	29				

## LSU 78, Wofford 75

November 27, 2022 • Baton Rouge, LA

Game Seven



Official Basketball Box Score - Final  
Wofford at LSU  
11/27/22 Maravich Assembly Center, Baton Rouge  
2022-23 Men's Basketball

Game Time: 5:00 PM  
Game Duration: 2:00  
Attendance: 8,428

Officials: Tony Greene, Job Hartness, Hunter Allen

Wofford - 75

Record: 4-3

NO.	Name	Min	FG		3P		FT		Rebounds		Fouls		TP	AS	ST	Blocks	+/-
			M	A	M	A	M	A	OR	DR	PF	FD					
11	Amari Tice	F 24:17	1-4	1-4	0-0	2	5	7	2	0	3	0	3	0	0	0	6
25	Messiah Jones	F 25:32	2-4	0-1	1-2	1	3	4	4	4	5	2	1	2	0	0	0
33	B.J. Mack	C 31:10	7-14	2-7	2-2	3	6	9	4	2	18	4	2	1	1	0	2
1	Jackson Paveletzke	G 35:29	7-10	1-2	4-4												

# THE LAST TIME ...

## **A SINGLE PLAYER**

### **SCORING**

Scored 30+ points

WOF: 31, Nathan Hoover vs. Chattanooga (2/8/20)

OPP: 33, Jaden House, High Point (11/12/22)

Scored 35+ points

WOF: 36, Fletcher Magee, at Samford (3/2/19)

OPP: 36, Trey Suttles, Tennessee Wesleyan (1/19/16)

Scored 40+ points

WOF: 45, Fletcher Magee, at Chattanooga (2/17/18)

OPP: 41, Charles Garcia, Seattle (11/28/09)

Scored 20+ points off the bench

WOF: 21, Nathan Hoover, vs. The Citadel (1/6/2018)

OPP: 25, Drew Ferry, Cornell (12/30/10)

### **SHOOTING**

A player made 10 or more field goals

WOF: 10, Max Clesmit, vs. The Citadel (1/19/22)

OPP: 10, David Sloan, ETSU (1/8/22)

A player made 10 or more free throws

WOF: 11, Chevez Goodwin at VMI (2/5/20)

OPP: 10, Isaiah Tisdale, ETSU (3/9/20)

A player made five or more 3-point field goals

WOF: 5, Max Klesmit (5-of-8, 63%), The Citadel (1/19/22)

OPP: 6, Adam Miller (6-of-9, 67%), LSU (11/27/22)

### **REBOUNDING**

Grabbed 15+ rebounds

WOF: 16, Ryan Sawvell, vs. Samford (2/9/17)

OPP: 17, Jeromy Rodriguez, ETSU (2/9/19)

Grabbed 20+ rebounds

WOF: 20, Howard Wilkerson at Appalachian St. (1/10/04)

OPP: 20, Travis Watson, Virginia (1/02/03)

### **MISCELLANEOUS**

Had 5+ blocked shots

WOF: 5, Mike Lenzy vs. The Citadel (1/7/02)

OPP: 5, Vlad Brodziansky, at TCU (12/10/16)

Had 5+ steals

WOF: 5, Max Klesmit, at The Citadel (2/16/22)

OPP: 6, Jaden Campbell, Samford (2/9/22)

Had 10+ assists

WOF: 11, Storm Murphy, vs. Samford (1/2/21)

OPP: 12, Christen Cunningham, Samford (2/9/17)

Scored 20+ points and grabbed 20+ rebounds

WOF: Howard Wilkerson (29 pts, 20 reb) vs. Appalachian St. (1/10/04)

OPP: Travis Watson, Virginia (21 pts, 20 reb) (1/02/03)

Had a triple-double:

WOF: Mike Lenzy (21 pts, 10 reb, 12 ast), Chattanooga (2/13/01)

### **MULTIPLE PLAYERS**

#### **SCORING**

Two or more players scored 20+ points:

WOF: B.J. Mack (26) and Max Klesmit (21), Mercer (2/26/22)

OPP: Honor Huff (20) and Trey Bonham (20), VMI (2/23/22)

Three or more players scored 20+ points:

WOF: Fletcher Magee (36), Eric Garcia (31), Cameron Jackson (21) vs. Samford (02/09/17)

OPP: Denzel-Dyson (31), Walker (22), Cunningham (21), Samford (02/09/17)

Two or more players scored 25+ points:

WOF: Max Klesmit (27), B.J. Mack (25), The Citadel (1/19/22)

OPP: Mark Lyons (25), Tu Holloway (28), Xavier (11/27/10)

Three or more players scored 25+ points:

WOF: Greg O'Dell (31), Stephon Blanding (25), Steve Tomasovich (25) vs Pfeiffer (12/10/88)

OPP: Prior to 1988-89

Two or more players scored 30+ points

WOF: Fletcher Magee (36) and Eric Garcia (31) vs. Samford (02/09/17)

OPP: Tim Wallen (32), Bryan Therriault (30), Elon (01/10/94)

Five players scored in double figures

WOF: Bob Jones (11/7/22) - Paveletzke (16), Filewich (16), Mack (15), Jones (14), Tripp (13)

OPP: VMI (2/3/21) - Stephens (22), Parham (22), Curfman (15), Conway (14), Lewis (11)

Six players scored in double figures:

WOF: Bob Jones (11/9/21) Klesmit (23), Larson (19), Godwin (17), Mack (12), Patterson (11), Turner (10)

OPP: The Citadel - Harris (23), Najdawi (11), Parks (19), Frierson (10), Koopman (12), White (10)

### **MISCELLANEOUS**

Two players with a double-double:

WOF: Bob Jones (11/7/22) - Kyler Filewich (16 pts, 11 reb), BJ Mack (15 pts, 11 reb)

OPP: Jamel McLean (22 pts, 12 reb), Kenny Frease (12 pts, 18 reb), Xavier (11/27/10)

Three players with a double-double:

WOF: Howard Wilkerson (14 pts, 10 reb), Tyler Berg (18 pts, 14 reb),

Drew Gibson (10 pts, 12 ast), vs. UNC Greensboro (1/30/06)

No free throw attempts in a half:

WOF: First Half - Wofford vs. Mercer (1/20/2021)

OPP: First Half - Drake (11/14/2022)

### **THE TEAM**

#### **SCORING**

Scored 100+ points:

WOF: Wofford 120, Bob Jones 48 (11/7/22)

OPP: Samford 106, vs. Wofford 107 (OT - 1/24/19)

Scored 100+ points and lost:

WOF: Troy State 114, Wofford 107 (1/3/92)

OPP: Wofford 107, Pfeiffer 105 (12/10/88)

Scored 50+ points in the first half:

WOF: 64, Bob Jones (11/7/22)

OPP: 50, Minnesota (11/21/13)

Scored 50+ points in the second half:

WOF: 58, at High Point (11/12/22)

OPP: 52, High Point (11/12/22)

#### **SCORING DEFENSE**

Held to less than 40 points

WOF: Wofford 33, Samford 40 (2/14/13)

OPP: Carver College 37, Wofford 111 (11/28/20)

Held to 15 points or less in the first half

WOF: Wofford 15 - UNCG 16 - First Half (1/9/21)

OPP: Carver 10 - Wofford 59 - First Half (11/28/20)

#### **SHOOTING**

Shot 50 percent or better from the field:

WOF: 56.0 pct. (28-50), Presbyterian (12/1/22)

OPP: 54.0 pct. (27-50), Presbyterian (12/1/22)

Shot 60 percent or better from the field:

WOF: 65.3 pct (49-75), Bob Jones (11/7/22)

OPP: 62.3 pct. (33-53), Samford (1/12/22)

Made 10 or more 3-point field goals:

WOF: 11, at LSU (11/27/22)

OPP: 10, Western Carolina (2/12/22)

#### **MARGIN OF VICTORY**

Won by 30 or more points:

WOF: Wofford 117, Bob Jones 79 (38 points), (11/9/21)

OPP: #18/17 West Virginia 77, Wofford 44 (33 points), (12/22/14)

Won by 40 or more points:

WOF: Wofford 112 - North Greenville 66, (12/13/20)

OPP: Clemson 93 - Wofford 40 (53 points), (11/19/08)

Won by 50 or more:

WOF: Wofford 120, Bob Jones 48 (72 points), (11/7/22)

OPP: Clemson 93, Wofford 40 (53 points), (11/19/08)

# CAREER SUPERLATIVES ...

## DOUBLE-DOUBLES

### MESSIAH JONES (4)

20 points, 10 rebounds, at Richmond (12/7/20)  
12 points, 12 rebounds, vs. Toccoa Falls (11/25/20)  
15 points, 10 rebounds, vs. VMI (1/22/20)  
14 points, 11 rebounds, vs. Bobo Jones (11/7/22)

### B.J. MACK (6)

18 points, 11 rebounds, vs. Hampton (11/19/21)  
28 points, 13 rebounds, at Gardner-Webb (12/8/21)  
20 points, 10 rebounds, at Samford (2/9/22)  
17 points, 11 rebounds, vs. Western Carolina (2/12/22)  
15 points, 10 rebounds, vs. VMI (3/5/22)  
20 points, 10 rebounds, vs. Chattanooga (3/6/22)

### KYLER FILEWICH (1)

16 points, 11 rebounds, vs. Bob Jones (11/7/22)

## 10+ REBOUNDS

### MESSIAH JONES (4)

10 at Richmond (12/7/20)  
12 vs. Toccoa Falls (11/25/20)  
10 vs. VMI (1/22/20)

### B.J. MACK (6)

11 vs. Hampton (11/19/21)  
13 at Gardner-Webb (12/8/21)  
10 at Samford (2/9/22)  
11 vs. Western Carolina (2/12/22)  
10 vs. VMI (3/5/22)  
10 vs. Chattanooga (3/6/22)

### KYLER FILEWICH (1)

11, vs. Bob Jones (11/7/22)

## 5+ STEALS

## 20+ POINTS

### MESSIAH JONES (2)

21 vs. The Citadel (2/17/21)  
20 at Richmond (12/7/20)

### B.J. MACK (11)

24 vs. Kennesaw State (12/5/21)  
28 at Gardner-Webb (12/8/22)  
22 at ETSU (1/8/22)  
22 at Western Carolina (1/15/22)  
25 at The Citadel (1/19/22)  
20 at Samford (2/9/22)  
21 at VMI (2/23/22)  
26 vs. Mercer (2/26/22)  
20 vs. Chattanooga (3/6/22)  
21 at High Point (11/12/22)  
26 vs. Gardner-Webb (11/18/22)

## 10+ FIELD GOALS

### MESSIAH JONES (1)

10-for-16, vs. The Citadel

### B.J. MACK (2)

10-for-17, at Gardner-Webb (12/8/21)  
10-for-13, at ETSU (1/8/22)

## 10+ FREE THROWS

## 5+ ASSISTS

### B.J. MACK (3)

6 vs. Hampton (11/19/21)  
5 at Western Carolina (1/15/22)  
5 vs. ETSU (2/5/22)

### COREY TRIPP (1)

5 at High Point (11/12/22)

### JACKSON PAVELETZKE (2)

6 vs. North Greenville (11/23/22)  
5 at LSU (11/27/22)

## 5+ THREE-POINTERS

# THE STAT LINES ...

## WOFFORD WHEN ...

Overall.....	5-3
SoCon.....	-
Home.....	5-0
Away.....	0-3
Neutral Court.....	-
Overtime.....	-

### REBOUNDING

Outrebound their opponent.....	4-1
Are outrebounded.....	1-2
Rebounding totals are equal.....	-

### SHOOTING

Shoot 50% or better from the field.....	3-0
Shoot less than 50% from the field.....	2-3
Outshoot their opponent from the field.....	4-0
Are outshot from the field.....	1-3
Field goal percentages are equal.....	-
Hold opponents under 50% from the field.....	4-0
Allow opp. 50% or better from field.....	1-3
Outshoot opponent at the line.....	3-2
Are outshot at the line.....	2-1
Free throw percentages are equal.....	-

### TURNOVERS

Less than Opponent.....	3-1
Equal to Opponent.....	-
More than Opponent.....	2-2

### SCORING

Score over 100 points.....	1-0
Score 90-99 points.....	-
Score 80-89 points.....	0-1
Score 70-79 points.....	3-2
Score 60-69 points.....	1-0
Score 59 points or less.....	-

### GAMES DECIDED BY

One-point games.....	-
Two-point games.....	1-0
Games decided by 5 points or less.....	0-2
Six to Ten Points.....	-
Eleven + Points.....	4-1

### MISCELLANEOUS

Lead at half.....	4-0
Trail at half.....	1-3
Tied at half.....	-
Scoring First.....	3-1
Opponent Scores First.....	2-2
Vs. Ranked Opponents.....	-

### MONTH

November.....	4-3
December.....	1-0
January.....	-
February.....	-
March.....	-

## STARTING LINE-UPS (OVERALL)

1	2	3	4	5	RECORD
Tripp	Paveletzke	McCorkle	Jones	Mack	1-1
Tripp	Paveletzke	Jones	Tice	Mack	4-2

## STARTING LINE-UPS (GAMES)

GAME	1	2	3	4	5	W/L
Bob Jones	Tripp	Paveletzke	McCorkle	Jones	Mack	W
at High Point	Tripp	Paveletzke	McCorkle	Jones	Mack	L
at Drake	Tripp	Paveletzke	Tice	Jones	Mack	L
Gardner-Webb	Tripp	Paveletzke	Tice	Jones	Mack	W
N.C. A&T	Tripp	Paveletzke	Tice	Jones	Mack	W
North Greenville	Tripp	Paveletzke	Tice	Jones	Mack	W
LSU	Tripp	Paveletzke	Tice	Jones	Mack	L
Presbyterian	Tripp	Paveletzke	Tice	Jones	Mack	W



# O Jackson SIVILLS (SIV-UHLS)

**GUARD • 6-6 • 207**

**SOPHOMORE**

**PADUCAH, KY • McCRACKEN COUNTY**

**MURRAY STATE**

## CAREER HIGHS

POINTS*	15	vs Tenn. Wesleyan (12/15/21)
REBOUNDS	8	vs. North Greenville (11/23/22)
ASSISTS	2	vs Bob Jones (11/7/22)
STEALS*	2	vs Campbellsville (11/29/21)
BLOCKS	1	2x, last vs. NC A&T (11/20/22)
FG MADE*	5	2x, last vs. NC A&T (11/20/22)
FG ATTEMPTS*	9	vs Greenville (11/29/20)
3PT MADE	4	vs. NC A&T (11/20/22)
3PT ATTEMPTS*	4	vs Tenn. Wesleyan (12/15/21)
FT MADE	6	vs. North Greenville (11/23/22)
FT ATTEMPTS	6	vs. North Greenville (11/23/22)

\*Denotes at Murray State

## SEASON HIGHS

POINTS	13	vs. NC A&T (11/20/22)
REBOUNDS	8	vs. North Greenville (11/23/22)
ASSISTS	2	2x, last vs. NC A&T (11/20/22)
STEALS	1	2x, vs. NC A&T (11/20/22)
FG MADE	5	vs. NC A&T (11/20/22)
FG ATTEMPTS	6	vs. NC A&T (11/20/22)
3PT MADE	3	vs. NC A&T (11/20/22)
3PT ATTEMPTS	4	vs. NC A&T (11/20/22)
FT MADE	6	vs. North Greenville (11/23/22)
FT ATTEMPTS	6	vs. North Greenville (11/23/22)

## HONORS

## FAVORITES

Movies .....Shawshank Redemption, Interstellar  
 TV Show .....Game of Thrones  
 Artist .....Mac Miller  
 Athlete .....Stephen Curry

## OFF THE COURT

Pregame Rituals .....Nap  
 Best talent .....Dancing  
 Skill you'd like to master .....Meditation  
 Bucket list .....Travel the world  
 Dinner with one person .....Paul the Apostle

## GAME-BY-GAME

OPPONENT	MP	FG-A	PCT.	3FG-A	PCT.	FT-A	PCT	O-D-TR	PF	A	TO	BLK	ST	TP
Bob Jones	15:04	2-4	.500	2-3	.667	--	--	0-4-4	2	2	0	0	1	6
at High Point	5:17	--	--	--	--	2-2	1.00	1-1-2	0	0	0	0	0	2
at Drake	6:53	--	--	--	--	1-2	.500	0-0-0	1	0	0	0	0	1
Gardner-Webb	2:19	0-2	.000	--	--	--	--	1-0-1	0	0	0	0	0	0
N.C. A&T	19:11	5-6	.833	3-4	.750	0-1	.000	0-4-4	1	2	0	1	1	13
North Greenville	18:44	1-4	.250	1-4	.250	6-6	1.000	1-7-8	0	0	2	0	1	9
at LSU	7:29	0-2	.000	0-2	.000	0-0	.000	0-0-0	0	0	0	0	0	0
Presbyterian	1:51	0-1	.000	0-0	.000	0-0	.000	0-0-0	0	0	0	0	0	0

## CAREER STATISTICS

SEASON	TEAM	GP-GS	Field Goals			3-Point		F-Throws			Rebounds			Scoring						
			MIN/AVG	FG-FGA	FG%	3FG-3FGA	3FG%	FT-FTA	FT%	OFF	DEF	TOT	AVG	PF-FO	A	TO	BLK	STL	PTS	AVG
2020-21	MUR	14-1	99/7.1	11-24	.458	3-9	.333	12-14	.857	4	13	17	1.2	16-0	1	7	0	6	37	2.6
2021-22	MUR	15-0	64/4.2	8-16	.500	4-9	.444	5-8	.625	4	5	9	0.6	2-0	1	3	1	3	25	1.7
2022-23	WOF	8-0	77/9.6	8-19	.421	6-13	.462	9-11	.818	3	16	19	2.4	4-0	4	2	1	3	31	3.9
<b>TOTAL FOR WOF</b>		<b>8-0</b>	<b>77/9.6</b>	<b>8-19</b>	<b>.421</b>	<b>6-13</b>	<b>.462</b>	<b>9-11</b>	<b>.818</b>	<b>3</b>	<b>16</b>	<b>19</b>	<b>2.4</b>	<b>4-0</b>	<b>4</b>	<b>2</b>	<b>1</b>	<b>3</b>	<b>31</b>	<b>3.9</b>
TOTAL		37-1	239/6.5	27-59	.458	13-31	.419	26-33	.788	11	34	45	1.2	22-0	6	12	2	12	93	2.5



# 1 Jackson (PAV-EL-LETZ-KEY) PAVELETZKE

**GUARD • 6-3 • 175**

**FRESHMAN**

**KIMBERLY, WI • KIMBERLY**

## CAREER HIGHS

POINTS	21	vs. NC A&T (11/20/22)
REBOUNDS	3	4x, last at LSU (11/27/22)
ASSISTS	6	2x, last vs. NGU (11/23/22)
STEALS	3	Gardner-Webb (11/18/22)
FG MADE	7	at LSU (11/27/22)
FG ATTEMPTS	13	at High Point (11/12/22)
3PT MADE	3	vs. NC A&T (11/20/22)
3PT ATTEMPTS	4	3x, last vs. NC A&T (11/20/22)
FT MADE	8	twice, last vs. NC A&T (11/20/22)
FT ATTEMPTS	10	Gardner-Webb (11/18/22)

## SEASON HIGHS

POINTS	21	vs. NC A&T (11/20/22)
REBOUNDS	3	4x, last at LSU (11/27/22)
ASSISTS	6	2x, last vs. NGU (11/23/22)
STEALS	3	Gardner-Webb (11/18/22)
FG MADE	7	at LSU (11/27/22)
FG ATTEMPTS	13	at High Point (11/12/22)
3PT MADE	3	vs. NC A&T (11/20/22)
3PT ATTEMPTS	4	3x, last vs. NC A&T (11/20/22)
FT MADE	8	twice, last vs. NC A&T (11/20/22)
FT ATTEMPTS	10	Gardner-Webb (11/18/22)

## HONORS

## FAVORITES

Food ..... Chicken Alfredo  
 Movie ..... Hoosiers  
 TV Show ..... The Last Dance  
 Artist ..... Rod Wave  
 Athlete ..... Tyler Herro

## OFF THE COURT

Pregame Rituals ..... Listening to music  
 Best talent ..... Bowling  
 Skill you'd like to master ..... Golfing  
 Bucket list ..... Travel  
 Dinner with one person ..... Kobe Bryant

## GAME-BY-GAME

OPPONENT	MP	FG-A	PCT.	3FG-A	PCT.	FT-A	PCT	O-D-TR	PF	A	TO	BLK	ST	TP
Bob Jones*	23:58	6-6	1.00	1-1	1.00	3-4	.750	0-3-3	0	4	0	0	1	16
at High Point*	34:15	6-13	.462	1-4	.250	5-7	.714	1-0-1	3	3	1	0	0	18
at Drake*	30:32	5-11	.455	2-4	.500	3-3	1.00	1-2-3	3	1	2	0	0	15
Gardner-Webb*	34:53	1-5	.200	1-2	.500	8-10	.800	1-2-3	0	3	2	0	3	11
N.C. A&T *	37:22	5-7	.714	3-4	.750	8-8	1.00	0-1-1	1	6	2	0	0	21
North Greenville*	34:24	5-7	.714	1-2	.500	7-7	1.000	0-0-0	1	6	4	0	0	18
at LSU *	35:29	7-10	.700	1-2	.500	4-4	1.000	1-2-3	2	5	3	0	1	19
Presbyterian *	32:29	5-9	.556	0-0	.000	3-3	1.000	0-1-1	0	3	3	0	0	13

## CAREER STATISTICS

SEASON	TEAM	GP-GS	Field Goals			3-Point		F-Throws			Rebounds			Scoring						
			MIN/AVG	FG-FGA	FG%	3FG-3FGA	3FG%	FT-FTA	FT%	OFF	DEF	TOT	AVG	PF-FO	A	TO	BLK	STL	PTS	AVG
2022-23	WOF	8-8	263/32.9	40-68	.588	10-19	.526	41-46	.891	4	11	15	1.9	10-0	31	17	0	5	131	16.4
<b>TOTAL</b>		<b>8-8</b>	<b>263/32.9</b>	<b>40-68</b>	<b>.588</b>	<b>10-19</b>	<b>.526</b>	<b>41-46</b>	<b>.891</b>	<b>4</b>	<b>11</b>	<b>15</b>	<b>1.9</b>	<b>10-0</b>	<b>31</b>	<b>17</b>	<b>0</b>	<b>5</b>	<b>131</b>	<b>16.4</b>



# 2 Tauris WATSON

**GUARD • 6-3 • 190**

**SOPHOMORE**

**LEXINGTON, SC • GRAY COLLEGIATE**

**GULF COAST STATE**

## CAREER HIGHS

POINTS*	27	vs S. Georgia Tech (12/9/21)
REBOUNDS	1	vs Bob Jones (11/7/22)
ASSISTS	1	vs Bob Jones (11/7/22)
STEALS	-	-
BLOCKS	-	-
FG MADE*	9	vs Chipola (1/17/22)
FG ATTEMPTS*	19	vs Chipola (1/17/22)
3PT MADE*	6	vs S. Georgia Tech (12/9/21)
3PT ATTEMPTS*	12	vs S. Georgia Tech (12/9/21)
FT MADE*	9	at Chipola (2/2/22)
FT ATTEMPTS*	11	vs Chipola (2/2/22)

\*Denotes at Gulf Coast State College

## SEASON HIGHS

POINTS	8	vs Bob Jones (11/7/22)
REBOUNDS	1	vs Bob Jones (11/7/22)
ASSISTS	1	vs Bob Jones (11/7/22)
STEALS	-	-
BLOCKS	-	-
FG MADE	4	vs Bob Jones (11/7/22)
FG ATTEMPTS	5	vs Bob Jones (11/7/22)
3PT MADE	-	-
3PT ATTEMPTS	1	vs Bob Jones (11/7/22)
FT MADE	-	-
FT ATTEMPTS	1	vs Bob Jones (11/7/22)

## HONORS

## FAVORITES

Food.....Chinese  
 Movie.....The Lion King  
 TV Show.....Power  
 Artist.....J Cole  
 Athlete.....Ja Morant

## OFF THE COURT

Pregame Rituals.....Meditation and praying  
 Best talent.....Making beats  
 Skill you'd like to master.....Piano  
 Bucket list.....Skydiving  
 Dinner with one person.....Tupac or Bill Gates

## GAME-BY-GAME

OPPONENT	MP	FG-A	PCT.	3FG-A	PCT.	FT-A	PCT	O-D-TR	PF	A	TO	BLK	ST	TP
Bob Jones	7:15	4-5	.800	0-1	.000	0-1	.000	0-1-1	1	1	1	0	0	8
at High Point	-	-	-	-	-	-	-	-	-	-	-	-	-	-
at Drake	-	-	-	-	-	-	-	-	-	-	-	-	-	-
Gardner-Webb	-	-	-	-	-	-	-	-	-	-	-	-	-	-
N.C. A&T	-	-	-	-	-	-	-	-	-	-	-	-	-	-
North Greenville	-	-	-	-	-	-	-	-	-	-	-	-	-	-
at LSU	-	-	-	-	-	-	-	-	-	-	-	-	-	-
Presbyterian	-	-	-	-	-	-	-	-	-	-	-	-	-	-

## CAREER STATISTICS

SEASON	TEAM	GP-GS	Field Goals			3-Point		F-Throws			Rebounds			Scoring						
			MIN/AVG	FG-FGA	FG%	3FG-3FGA	3FG%	FT-FTA	FT%	OFF	DEF	TOT	AVG	PF-FO	A	TO	BLK	STL	PTS	AVG
2022-23	WOF	1-0	7/7.3	4-5	.800	0-1	.000	0-1	.000	0	1	1	1.0	1-0	1	1	0	0	8	8.0
<b>TOTAL</b>		<b>1-0</b>	<b>7/7.3</b>	<b>4-5</b>	<b>.800</b>	<b>0-1</b>	<b>.000</b>	<b>0-1</b>	<b>.000</b>	<b>0</b>	<b>1</b>	<b>1</b>	<b>1.0</b>	<b>1-0</b>	<b>1</b>	<b>1</b>	<b>0</b>	<b>0</b>	<b>8</b>	<b>8.0</b>



# 4 Josh MORISSETTE

**GUARD • 6-4 • 205**

**FRESHMAN**

**EXETER, NH • PHILLIPS EXETER ACADEMY**

## CAREER HIGHS

POINTS	5	vs Bob Jones (11/7/22)
REBOUNDS	4	vs Bob Jones (11/7/22)
ASSISTS	1	vs Bob Jones (11/7/22)
STEALS	-	-
BLOCKS	-	-
FG MADE	2	vs Bob Jones (11/7/22)
FG ATTEMPTS	5	vs Bob Jones (11/7/22)
3PT MADE	1	vs Bob Jones (11/7/22)
3PT ATTEMPTS	3	vs Bob Jones (11/7/22)
FT MADE	-	-
FT ATTEMPTS	-	-

## SEASON HIGHS

POINTS	5	vs Bob Jones (11/7/22)
REBOUNDS	4	vs Bob Jones (11/7/22)
ASSISTS	1	vs Bob Jones (11/7/22)
STEALS	-	-
BLOCKS	-	-
FG MADE	2	vs Bob Jones (11/7/22)
FG ATTEMPTS	5	vs Bob Jones (11/7/22)
3PT MADE	1	vs Bob Jones (11/7/22)
3PT ATTEMPTS	3	vs Bob Jones (11/7/22)
FT MADE	-	-
FT ATTEMPTS	-	-

## HONORS

## FAVORITES

Food .....Steak  
 Movie.....Hoosiers  
 TV Show.....Friends  
 Artist.....Florida Georgia Line  
 Athlete.....Cody Morissette

## OFF THE COURT

Pregame Rituals.....Listening to country music  
 Best talent.....Writing  
 Skill you'd like to master.....Singing  
 Bucket list.....Travel to Italy  
 Dinner with one person.....Bill Russell

## GAME-BY-GAME

OPPONENT	MP	FG-A	PCT.	3FG-A	PCT.	FT-A	PCT	O-D-TR	PF	A	TO	BLK	ST	TP
Bob Jones	21:00	2-5	.400	1-3	.333	--	--	0-4-4	2	1	1	0	0	5
at High Point	4:38	-	-	-	-	-	-	-	-	-	-	-	-	-
at Drake	-	-	-	-	-	-	-	-	-	-	-	-	-	-
Gardner-Webb	-	-	-	-	-	-	-	-	-	-	-	-	-	-
N.C. A&T	-	-	-	-	-	-	-	-	-	-	-	-	-	-
North Greenville	3:37	0-0	.000	0-0	.000	0-0	.000	0-0-0	0	0	0	0	0	0
at LSU	-	-	-	-	-	-	-	-	-	-	-	-	-	-
Presbyterian	-	-	-	-	-	-	-	-	-	-	-	-	-	-

## CAREER STATISTICS

SEASON	TEAM	GP-GS	Field Goals			3-Point		F-Throws			Rebounds				Scoring					
			MIN/AVG	FG-FGA	FG%	3FG-3FGA	3FG%	FT-FTA	FT%	OFF	DEF	TOT	AVG	PF-FO	A	TO	BLK	STL	PTS	AVG
2022-23	WOF	3-0	29/9.7	2-5	.400	1-3	.333	0-0	.000	0	4	4	1.3	2-0	1	1	0	0	5	1.7
<b>TOTAL</b>		<b>3-0</b>	<b>29/9.7</b>	<b>2-5</b>	<b>.400</b>	<b>1-3</b>	<b>.333</b>	<b>0-0</b>	<b>.000</b>	<b>0</b>	<b>4</b>	<b>4</b>	<b>1.3</b>	<b>2-0</b>	<b>1</b>	<b>1</b>	<b>0</b>	<b>0</b>	<b>5</b>	<b>1.7</b>



# 5 Chase MARTIN

**GUARD • 6-5 • 210**  
**FRESHMAN**  
**JENKS, OK • JENKS**

## CAREER HIGHS

POINTS	7	vs Bob Jones (11/7/22)
REBOUNDS	3	vs Gardner-Webb (11/18/22)
ASSISTS	1	3x, last vs. NGU (11/23/22)
STEALS	1	2x, last GWU (11/18/22)
BLOCKS	-	-
FG MADE	3	vs Bob Jones (11/7/22)
FG ATTEMPTS	7	vs Gardner-Webb (11/18/22)
3PT MADE	1	vs Bob Jones (11/7/22)
3PT ATTEMPTS	4	vs Gardner-Webb (11/18/22)
FT MADE	-	-
FT ATTEMPTS	-	-

## SEASON HIGHS

POINTS	7	vs Bob Jones (11/7/22)
REBOUNDS	3	vs Gardner-Webb (11/18/22)
ASSISTS	1	3x, last vs. NGU (11/23/22)
STEALS	1	2x, last GWU (11/18/22)
BLOCKS	-	-
FG MADE	3	vs Bob Jones (11/7/22)
FG ATTEMPTS	7	vs Gardner-Webb (11/18/22)
3PT MADE	1	vs Bob Jones (11/7/22)
3PT ATTEMPTS	4	vs Gardner-Webb (11/18/22)
FT MADE	-	-
FT ATTEMPTS	-	-

## HONORS

## FAVORITES

Food.....Chicken Tenders  
 Movie.....13 Hours  
 TV Show.....One Tree Hill  
 Artist.....Cody Johnson  
 Athlete.....Michael Jordan

## OFF THE COURT

Pregame Rituals.....Eating sour gummy worms  
 Fun Fact.....Loves Star Wars  
 Skill you'd like to master.....Chipping (golf)  
 Bucket list.....Seeing the northern lights  
 Dinner with one person.....George Lucas

## GAME-BY-GAME

OPPONENT	MP	FG-A	PCT.	3FG-A	PCT.	FT-A	PCT	O-D-TR	PF	A	TO	BLK	ST	TP
Bob Jones	15:27	3-5	.600	1-1	1.00	--	--	--	0	0	1	0	0	7
at High Point	13:40	--	--	--	--	--	--	--	1	1	1	0	1	0
at Drake	5:55	0-2	.000	0-1	.000	--	--	--	1	--	--	--	--	0
Gardner-Webb	23:17	2-7	.289	0-4	.000	--	--	0-3-3	1	1	0	0	1	4
N.C. A&T	9:30	0-2	.000	0-2	.000	0-0	.000	0-0-0	1	0	2	0	0	0
North Greenville	15:15	0-3	.000	0-2	.000	0-0	.000	0-1-1	2	1	2	0	0	0
at LSU	-	-	-	-	-	-	-	-	-	-	-	-	-	-
Presbyterian	-	-	-	-	-	-	-	-	-	-	-	-	-	-

## CAREER STATISTICS

SEASON	TEAM	GP-GS	Field Goals			3-Point		F-Throws			Rebounds			Scoring						
			MIN/AVG	FG-FGA	FG%	3FG-3FGA	3FG%	FT-FTA	FT%	OFF	DEF	TOT	AVG	PF-FO	A	TO	BLK	STL	PTS	AVG
2022-23	WOF	6-0	83/13.8	5-19	.263	1-10	.100	0-0	.000	0	4	4	0.7	6-0	3	6	0	2	11	1.8
<b>TOTAL</b>		<b>6-0</b>	<b>83/13.8</b>	<b>5-19</b>	<b>.263</b>	<b>1-10</b>	<b>.100</b>	<b>0-0</b>	<b>.000</b>	<b>0</b>	<b>4</b>	<b>4</b>	<b>0.7</b>	<b>6-0</b>	<b>3</b>	<b>6</b>	<b>0</b>	<b>2</b>	<b>11</b>	<b>1.8</b>



# 10 Corey TRIPP

**GUARD • 6-3 • 195**  
**SOPHOMORE**  
**MEDINA, OH • MEDINA**

## CAREER HIGHS

POINTS	18	at Drake (11/14/22)
REBOUNDS	6	at High Point (11/12/22)
ASSISTS	6	vs. N.C. A&T (11/20/22)
STEALS	3	vs Bob Jones (11/7/22)
BLOCKS	-	-
FG MADE	7	at Drake (11/14/22)
FG ATTEMPTS	11	at Drake (11/14/22)
3PT MADE	4	at Drake (11/14/22)
3PT ATTEMPTS	6	at Drake (11/14/22)
FT MADE	3	vs Bob Jones (11/7/22)
FT ATTEMPTS	3	vs Bob Jones (11/7/22)

## SEASON HIGHS

POINTS	18	at Drake (11/14/22)
REBOUNDS	6	at High Point (11/12/22)
ASSISTS	6	vs. N.C. A&T (11/20/22)
STEALS	3	vs Bob Jones (11/7/22)
BLOCKS	-	-
FG MADE	7	at Drake (11/14/22)
FG ATTEMPTS	11	at Drake (11/14/22)
3PT MADE	4	at Drake (11/14/22)
3PT ATTEMPTS	6	at Drake (11/14/22)
FT MADE	3	vs Bob Jones (11/7/22)
FT ATTEMPTS	3	vs Bob Jones (11/7/22)

## HONORS

## FAVORITES

Food .....Hibachi  
 Movie .....I Robot  
 TV Show .....Stranger Things  
 Artist.....Walkemdown CT  
 Athlete.....LeBron James

## OFF THE COURT


Pregame Rituals .....Listening to music  
 Best talent .....Playing 2K  
 Skill you'd like to master.....Bowling  
 Bucket list.....Scuba diving  
 Dinner with one person.....Top G

## GAME-BY-GAME

OPPONENT	MP	FG-A	PCT.	3FG-A	PCT.	FT-A	PCT	O-D-TR	PF	A	TO	BLK	ST	TP
Bob Jones*	17:45	4-9	.444	2-4	.500	3-3	1.00	0-1-1	0	2	1	0	3	13
at High Point*	34:00	4-6	.667	3-4	.750	0-1	.000	3-3-6	3	5	0	0	2	11
at Drake*	32:27	7-11	.636	4-6	.667	--	--	0-2-2	2	2	2	0	2	18
Gardner-Webb*	32:02	0-3	.000	0-1	.000	2-2	1.00	1-1-2	2	0	0	0	2	2
N.C. A&T *	29:14	3-7	.428	3-7	.428	0-0	.000	0-3-3	0	6	0	1	1	9
North Greenville*	32:51	3-6	.500	1-3	.333	0-0	.000	1-2-3	1	1	1	0	2	7
at LSU *	34:13	5-9	.556	3-5	.600	1-1	1.000	1-1-2	2	1	3	0	0	14
Presbyterian *	35:07	3-6	.500	1-3	.333	2-2	1.000	0-3-3	2	1	1	0	1	9

## CAREER STATISTICS

SEASON	TEAM	GP-GS	Field Goals		3-Point	F-Throws	Rebounds			Scoring										
			MIN/AVG	FG-FGA			FG%	3FG-3FGA	3FG%	FT-FTA	FT%	OFF	DEF	TOT	AVG					
2021-22	WOF	25-0	197/7.9	13-26	.500	2-8	.250	10-14	.714	3	18	21	0.8	11-0	9	14	0	7	38	1.5
2022-23	WOF	8-8	248/31.0	29-57	.509	17-33	.515	8-9	.889	6	16	22	2.8	12-0	18	8	1	13	83	10.4
<b>TOTAL</b>		<b>33-8</b>	<b>445/13.5</b>	<b>42-83</b>	<b>.506</b>	<b>19-41</b>	<b>.463</b>	<b>18-23</b>	<b>.783</b>	<b>9</b>	<b>34</b>	<b>43</b>	<b>1.3</b>	<b>23-0</b>	<b>27</b>	<b>22</b>	<b>1</b>	<b>20</b>	<b>121</b>	<b>3.7</b>



# 11 Amarri TICE

**FORWARD • 6-7 • 220**

**FRESHMAN**

**NEWBURGH, NY • SOUTH KENT**

## CAREER HIGHS

POINTS	11	at Drake (11/14/22)
REBOUNDS	7	2x, last at LSU (11/27/22)
ASSISTS	1	vs Bob Jones (11/7/22)
STEALS	3	vs. PC (12/1/22)
BLOCKS	2	vs Bob Jones (11/7/22)
FG MADE	4	at Drake (11/14/22)
FG ATTEMPTS	8	at Drake (11/14/22)
3PT MADE	3	at Drake (11/14/22)
3PT ATTEMPTS	6	at Drake (11/14/22)
FT MADE	4	vs. PC (12/1/22)
FT ATTEMPTS	4	3x, last vs. PC (12/1/22)

## SEASON HIGHS

POINTS	11	at Drake (11/14/22)
REBOUNDS	7	2x, last at LSU (11/27/22)
ASSISTS	1	vs Bob Jones (11/7/22)
STEALS	3	vs. PC (12/1/22)
BLOCKS	2	vs Bob Jones (11/7/22)
FG MADE	4	at Drake (11/14/22)
FG ATTEMPTS	8	at Drake (11/14/22)
3PT MADE	3	at Drake (11/14/22)
3PT ATTEMPTS	6	at Drake (11/14/22)
FT MADE	4	vs. PC (12/1/22)
FT ATTEMPTS	4	3x, last vs. PC (12/1/22)

## HONORS

## FAVORITES

Food .....Cheeseburger  
 Movie ..... Creed  
 TV Show ..... Amazing World of Gumball  
 Artist ..... Lil Uzi Vert  
 Celebrity ..... Kevin Hart

## OFF THE COURT


Pregame Rituals ..... Praying  
 Best talent ..... Singing  
 Skill you'd like to master ..... Shooting a basketball  
 Bucket list ..... Travel to Dubai  
 Dinner with one person ..... Kobe Bryant

## GAME-BY-GAME

OPPONENT	MP	FG-A	PCT.	3FG-A	PCT.	FT-A	PCT	O-D-TR	PF	A	TO	BLK	ST	TP
Bob Jones	13:39	1-3	.333	--	--	2-2	1.00	0-7-7	1	1	1	2	1	4
at High Point	13:23	2-8	.250	2-5	.400	2-4	.500	1-3-4	2	0	1	0	2	8
at Drake*	15:30	4-8	.500	3-6	.500	--	--	0-3-3	0	1	2	0	0	11
Gardner-Webb	12:21	0-3	.000	0-1	.000	--	--	0-4-4	0	1	0	0	0	0
N.C. A&T	11:02	0-1	.000	0-1	.000	2-4	.500	0-3-3	1	0	0	0	0	2
North Greenville *	6:04	0-1	.000	0-0	.000	0-0	.000	0-2-2	0	1	2	0	0	0
at LSU *	24:17	1-4	.250	1-4	.250	0-0	.000	2-5-7	2	0	3	0	0	3
Presbyterian *	26:35	0-3	.000	0-2	.000	4-4	1.000	1-4-5	1	0	2	0	3	4

## CAREER STATISTICS

SEASON	TEAM	GP-GS	Field Goals			3-Point		F-Throws			Rebounds			Scoring						
			MIN/AVG	FG-FGA	FG%	3FG-3FGA	3FG%	FT-FTA	FT%	OFF	DEF	TOT	AVG	PF-FO	A	TO	BLK	STL	PTS	AVG
2022-23	WOF	8-6	123/15.4	8-31	.258	6-19	.316	10-14	.714	4	31	35	4.4	7-0	4	11	2	6	32	4.0
<b>TOTAL</b>		<b>8-6</b>	<b>123/15.4</b>	<b>8-31</b>	<b>.258</b>	<b>6-19</b>	<b>.316</b>	<b>10-14</b>	<b>.714</b>	<b>4</b>	<b>31</b>	<b>35</b>	<b>4.4</b>	<b>7-0</b>	<b>4</b>	<b>11</b>	<b>2</b>	<b>6</b>	<b>32</b>	<b>4.0</b>



# 12 Carson McCORKLE

**GUARD • 6-3 • 193**

**SOPHOMORE**

**RALEIGH, NC • GREENSBORO DAY VIRGINIA**

## CAREER HIGHS

POINTS	11	2x, last vs PC (12/1/22)
REBOUNDS	3	2x, last vs PC (12/1/22)
ASSISTS*	2	2x, last vs PC (12/1/22)
STEALS	1	4x, at LSU (11/27/22)
BLOCKS*	1	2x, last vs. FDU (12/18/21)
FG MADE	4	2x, last vs PC (12/1/22)
FG ATTEMPTS	12	at LSU (11/27/22)
3PT MADE	3	4x, last vs PC (12/1/22)
3PT ATTEMPTS	9	at LSU (11/27/22)
FT MADE	-	-
FT ATTEMPTS	-	-

\*Denotes at Virginia

## SEASON HIGHS

POINTS	11	2x, last vs PC (12/1/22)
REBOUNDS	3	2x, last vs PC (12/1/22)
ASSISTS	2	2x, last vs PC (12/1/22)
STEALS	1	4x, at LSU (11/27/22)
BLOCKS	-	-
FG MADE	4	2x, last vs PC (12/1/22)
FG ATTEMPTS	12	at LSU (11/27/22)
3PT MADE	3	3x, last vs PC (12/1/22)
3PT ATTEMPTS	9	at LSU (11/27/22)
FT MADE	--	--
FT ATTEMPTS	--	--

## HONORS

## FAVORITES

Food ..... Steak  
 Movies ..... White Men Can't Jump 2  
 TV Show ..... The Office  
 Artist ..... Jack Harlow  
 Athlete ..... Dustin Johnson

## OFF THE COURT


Pregame Playlist ..... Jack Harlow  
 Best talent ..... Golf  
 Dream job ..... Radio broadcaster  
 Bucket list ..... Making a song with Jack Harlow  
 Dinner with one person ..... Johnny Cash

## GAME-BY-GAME

OPPONENT	MP	FG-A	PCT.	3FG-A	PCT.	FT-A	PCT	O-D-TR	PF	A	TO	BLK	ST	TP
Bob Jones*	20:00	3-6	.500	3-6	.500	--	--	1-1-2	0	1	1	0	0	9
at High Point*	23:18	0-5	.000	0-4	.000	--	--	1-2-3	0	0	0	0	0	0
at Drake	32:20	3-7	.429	1-4	.250	--	--	0-2-2	1	0	0	0	0	7
Gardner-Webb	24:41	1-5	.200	1-5	.200	--	--	--	1	1	0	0	0	3
N.C. A&T	21:44	1-6	.167	1-6	.167	0-0	.000	1-1-2	3	1	0	0	0	3
North Greenville	22:58	3-6	.500	2-4	.500	0-0	.000	0-1-1	1	1	0	0	1	8
at LSU	29:08	4-12	.333	3-9	.333	0-0	.000	0-2-2	3	0	0	0	1	11
Presbyterian	22:07	4-7	.571	3-4	.750	0-0	.000	0-3-3	0	2	0	0	2	11

## CAREER STATISTICS

SEASON	TEAM	GP-GS	Field Goals			3-Point		F-Throws		Rebounds				Scoring						
			MIN/AVG	FG-FGA	FG%	3FG-3FGA	3FG%	FT-FTA	FT%	OFF	DEF	TOT	AVG	PF-FO	A	TO	BLK	STL	PTS	AVG
2020-21	UVA	8-0	22/2.7	2-5	.400	1-4	.250	0-0	.000	1	3	4	0.5	1-0	4	0	0	1	5	0.6
2021-22	UVA	16-0	79/4.9	8-24	.333	5-16	.313	0-0	.000	1	7	8	0.5	7-0	5	5	2	1	21	1.3
2022-23	WOF	8-2	196/24.5	19-54	.352	14-42	.333	0-0	.000	3	12	15	1.9	9-0	6	1	0	4	52	6.5
<b>TOTAL FOR WOF</b>		<b>8-2</b>	<b>196/24.5</b>	<b>19-54</b>	<b>.352</b>	<b>14-42</b>	<b>.333</b>	<b>0-0</b>	<b>.000</b>	<b>3</b>	<b>12</b>	<b>15</b>	<b>1.9</b>	<b>9-0</b>	<b>6</b>	<b>1</b>	<b>0</b>	<b>4</b>	<b>52</b>	<b>6.5</b>
TOTAL		32-2	297/9.3	29-83	.349	20-62	.323	0-0	.000	5	22	27	0.8	17-0	15	6	2	6	78	2.4



# 13 Adam SILAS

**GUARD • 6-3 • 175**

**FRESHMAN**

**VAUXHALL, NJ • ST. THOMAS AQUINAS**

## CAREER HIGHS

POINTS	9	vs PC (12/1/22)
REBOUNDS	2	3x, last vs PC (12/1/22)
ASSISTS	4	at High Point (11/12/22)
STEALS	2	vs PC (12/1/22)
BLOCKS	-	-
FG MADE	4	vs PC (12/1/22)
FG ATTEMPTS	5	vs PC (12/1/22)
3PT MADE	1	3x, last vs PC (12/1/22)
3PT ATTEMPTS	3	at High Point (11/12/22)
FT MADE	2	at High Point (11/12/22)
FT ATTEMPTS	2	at High Point (11/12/22)

## SEASON HIGHS

POINTS	9	vs PC (12/1/22)
REBOUNDS	2	3x, last vs PC (12/1/22)
ASSISTS	4	at High Point (11/12/22)
STEALS	2	vs PC (12/1/22)
BLOCKS	-	-
FG MADE	4	vs PC (12/1/22)
FG ATTEMPTS	5	vs PC (12/1/22)
3PT MADE	1	3x, last vs PC (12/1/22)
3PT ATTEMPTS	3	at High Point (11/12/22)
FT MADE	2	at High Point (11/12/22)
FT ATTEMPTS	2	at High Point (11/12/22)

## HONORS

## FAVORITES

Food .....Chipotle  
 Artist.....Lil Uzi Vert  
 Song .....Freestyle - Rod Wave  
 TV Show.....Naruto

## OFF THE COURT

Pregame Playlist.....Lil Uzi Vert

## GAME-BY-GAME

OPPONENT	MP	FG-A	PCT.	3FG-A	PCT.	FT-A	PCT	O-D-TR	PF	A	TO	BLK	ST	TP
Bob Jones	--	--	--	--	--	--	--	--	--	--	--	--	--	--
at High Point	16:53	1-4	.250	0-3	.000	2-2	1.00	0-2-2	2	4	2	0	1	4
at Drake	15:37	2-4	.500	0-1	.000	--	--	0-2-2	3	1	1	0	0	4
Gardner-Webb	5:03	0-1	.000	--	--	--	--	0	0	0	1	0	0	0
N.C. A&T	12:13	0-0	.000	0-0	.000	0-0	.000	0-1-1	1	3	3	0	0	0
North Greenville	5:13	1-1	1.000	1-1	1.000	0-0	.000	0-0-0	1	0	1	0	1	3
at LSU	7:36	2-3	.667	1-1	1.000	0-0	.000	0-1-1	0	0	1	0	0	5
Presbyterian	16:01	4-5	.800	1-2	.500	0-0	.000	0-2-2	2	1	2	0	2	9

## CAREER STATISTICS

SEASON	TEAM	GP-GS	Field Goals			3-Point		F-Throws			Rebounds			Scoring						
			MIN/AVG	FG-FGA	FG%	3FG-3FGA	3FG%	FT-FTA	FT%	OFF	DEF	TOT	AVG	PF-FO	A	TO	BLK	STL	PTS	AVG
2022-23	WOF	7-0	79/11.2	10-18	.556	3-8	.375	2-2	1.000	0	8	8	1.1	9-0	9	11	0	4	25	3.6
<b>TOTAL</b>		<b>7-0</b>	<b>79/11.2</b>	<b>10-18</b>	<b>.556</b>	<b>3-8</b>	<b>.375</b>	<b>2-2</b>	<b>1.000</b>	<b>0</b>	<b>8</b>	<b>8</b>	<b>1.1</b>	<b>9-0</b>	<b>9</b>	<b>11</b>	<b>0</b>	<b>4</b>	<b>25</b>	<b>3.6</b>



# 14 **Kyler** FILEWICH

**CENTER • 6-9 • 250**

**JUNIOR**

**WINNIPEG, MANITOBA • ORANGEVILLE PREP  
SOUTHERN ILLINOIS**

## CAREER HIGHS

POINTS	16	vs Bob Jones (11/7/22)
REBOUNDS	11	vs Bob Jones (11/7/22)
ASSISTS*	5	at Loyola Chicago (2/26/21)
STEALS	2	3x, last vs Bob Jones (11/7/22)
BLOCKS	1	18x, last vs GWU (11/18/22)
FG MADE	8	vs Bob Jones (11/7/22)
FG ATTEMPTS*	12	vs Valparaiso (1/30/22)
3PT MADE	--	
3PT ATTEMPTS	--	
FT MADE*	4	vs SE Mo. St. (12/15/21)
FT ATTEMPTS*	6	vs SE Mo. St. (12/15/21)

\*Denotes at Southern Illinois

## SEASON HIGHS

POINTS	16	vs Bob Jones (11/7/22)
REBOUNDS	11	vs Bob Jones (11/7/22)
ASSISTS	2	vs. N.C. A&T (11/20/22)
STEALS	2	vs Bob Jones (11/7/22)
BLOCKS	1	Gardner-Webb (11/18/22)
FG MADE	8	vs Bob Jones (11/7/22)
FG ATTEMPTS	9	vs Bob Jones (11/7/22)
3PT MADE	--	
3PT ATTEMPTS	--	
FT MADE	2	at High Point (11/12/22)
FT ATTEMPTS	3	at High Point (11/12/22)

## HONORS

2020-21 MVC All-Freshman Team

## FAVORITES

Food ..... Steak  
 Movies ..... Snatch  
 TV Show ..... Brooklyn 99  
 Artist ..... Drake  
 Athlete ..... LeBron James

## OFF THE COURT

Pregame Rituals ..... Drinking coffee  
 Best talent ..... Trivia  
 Skill you'd like to master ..... Golf  
 Bucket list ..... Traveling the world  
 Dinner with one person ..... LeBron James

## GAME-BY-GAME

OPPONENT	MP	FG-A	PCT.	3FG-A	PCT.	FT-A	PCT	O-D-TR	PF	A	TO	BLK	ST	TP
Bob Jones	16:06	8-9	.889	--	--	--	--	4-7-11	1	0	1	0	2	16
at High Point	10:57	2-5	.400	--	--	2-3	.667	6-1-7	2	1	1	0	0	6
at Drake	8:01	0-1	.000	--	--	--	--	0-1-1	1	1	0	0	0	0
Gardner-Webb	8:23	1-4	.250	--	--	1-1	1.00	1-0-1	0	0	0	1	0	3
N.C. A&T	11:02	5-6	.833	0-0	.000	1-3	.333	2-5-7	1	2	0	0	0	11
North Greenville	13:55	4-5	.800	0-0	.000	1-3	.333	2-5-7	1	1	1	0	0	9
at LSU	5:06	0-0	.000	0-0	.000	0-0	.000	1-0-1	0	0	0	0	0	0
Presbyterian	8:59	2-3	.667	0-0	.000	0-1	.000	0-1-1	0	0	0	1	0	4

## CAREER STATISTICS

SEASON	TEAM	GP-GS	Field Goals			3-Point		F-Throws			Rebounds				Scoring					
			MIN/AVG	FG-FGA	FG%	3FG-3FGA	3FG%	FT-FTA	FT%	OFF	DEF	TOT	AVG	PF-FO	A	TO	BLK	STL	PTS	AVG
2020-21	SIU	26-16	582/22.4	74-143	.517	0-0	.000	29-63	.460	41	107	148	5.7	49-0	43	36	10	10	177	6.8
2021-22	SIU	31-4	353/11.4	59-108	.546	0-0	.000	17-34	.500	18	69	87	2.8	34-1	10	20	7	4	135	4.4
2022-23	WOF	8-0	83/10.3	22-33	.667	0-0	.000	5-11	.455	16	20	36	4.5	6-0	5	3	2	2	49	6.1
<b>TOTAL FOR WOF</b>		<b>8-0</b>	<b>83/10.3</b>	<b>22-33</b>	<b>.667</b>	<b>0-0</b>	<b>.000</b>	<b>5-11</b>	<b>.455</b>	<b>16</b>	<b>20</b>	<b>36</b>	<b>4.5</b>	<b>6-0</b>	<b>5</b>	<b>3</b>	<b>2</b>	<b>2</b>	<b>49</b>	<b>6.1</b>
TOTAL		65-20	1017/15.6	155-284	.546	0-0	.000	51-108	.472	75	196	271	4.2	89-1	58	59	19	16	361	5.6





# 21 Joe SPINELLI

**GUARD • 6-0 • 170**

**FRESHMAN**

**WATERTOWN, MA • WATERTOWN**

## CAREER HIGHS

POINTS --  
 REBOUNDS --  
 ASSISTS --  
 STEALS --  
 BLOCKS --  
 FG MADE --  
 FG ATTEMPTS --  
 3PT MADE --  
 3PT ATTEMPTS --  
 FT MADE --  
 FT ATTEMPTS --

## SEASON HIGHS

POINTS --  
 REBOUNDS --  
 ASSISTS --  
 STEALS --  
 BLOCKS --  
 FG MADE --  
 FG ATTEMPTS --  
 3PT MADE --  
 3PT ATTEMPTS --  
 FT MADE --  
 FT ATTEMPTS --

## HONORS

## FAVORITES

Food ..... Salmon  
 Movies ..... Happy Gilmore  
 TV Show ..... Tom and Jerry  
 Artist ..... Rod Wave  
 Athlete ..... Khris Middleton

## OFF THE COURT

Pregame Rituals ..... Coconut water and beef jerkey  
 Best talent ..... Driving  
 Skill you'd like to master ..... Golf  
 Bucket list ..... Travel to Italy  
 Dinner with one person ..... Kobe Bryant

## GAME-BY-GAME

OPPONENT	MP	FG-A	PCT.	3FG-A	PCT.	FT-A	PCT	O-D-TR	PF	A	TO	BLK	ST	TP
Bob Jones	0:59	-	-	-	-	-	-	-	-	-	-	-	-	-
at High Point	-	-	-	-	-	-	-	-	-	-	-	-	-	-
at Drake	-	-	-	-	-	-	-	-	-	-	-	-	-	-
Gardner-Webb	-	-	-	-	-	-	-	-	-	-	-	-	-	-
N.C. A&T	-	-	-	-	-	-	-	-	-	-	-	-	-	-
North Greenville	-	-	-	-	-	-	-	-	-	-	-	-	-	-
at LSU	-	-	-	-	-	-	-	-	-	-	-	-	-	-
Presbyterian	-	-	-	-	-	-	-	-	-	-	-	-	-	-

## CAREER STATISTICS

SEASON	TEAM	GP-GS	MIN/AVG	Field Goals		3-Point		F-Throws			Rebounds			Scoring						
				FG-FGA	FG%	3FG-3FGA	3FG%	FT-FTA	FT%	OFF	DEF	TOT	AVG	PF-FO	A	TO	BLK	STL	PTS	AVG
2022-23	WOF	1-0	1/1.0	0-0	.000	0-0	.000	0-0	.000	0	0	0	0.0	0-0	0	0	0	0	0	0.0
TOTAL		1-0	1/1.0	0-0	.000	0-0	.000	0-0	.000	0	0	0	0.0	0-0	0	0	0	0	0	0.0



# 22 Jonathan STEELMAN

**GUARD • 6-3 • 180**

**SENIOR**

**AIKEN, SC • NORTH AUGUSTA**

## CAREER HIGHS

POINTS	3	vs Toccoa Falls (11/25/20)
REBOUNDS	2	vs Carver (11/28/20)
ASSISTS	1	2x, last vs Toccoa Falls (11/25/20)
STEALS	1	3x, last vs Erskine (11/15/21)
BLOCKS	-	-
FG MADE	1	4x, last vs Bob Jones (11/7/22)
FG ATTEMPTS	4	vs Carver (11/28/20)
3PT MADE	1	vs Carver (11/28/20)
3PT ATTEMPTS	2	2x, last vs Toccoa Falls (11/25/20)
FT MADE	2	vs UNCG (1/29/22)
FT ATTEMPTS	3	vs UNCG (1/29/22)

## SEASON HIGHS

POINTS	2	vs Bob Jones (11/7/22)
REBOUNDS	1	vs Bob Jones (11/7/22)
ASSISTS	-	-
STEALS	-	-
FG MADE	1	vs Bob Jones (11/7/22)
FG ATTEMPTS	2	vs Bob Jones (11/7/22)
3PT MADE	-	-
3PT ATTEMPTS	1	vs Bob Jones (11/7/22)
FT MADE	-	-
FT ATTEMPTS	-	-

## HONORS

## FAVORITES

Food.....Chipotle  
 Movie.....The Dark Knight  
 TV Show.....The Office  
 Artist.....Morgan Wallen  
 Athlete.....Stephen Curry

## OFF THE COURT

Pregame Rituals.....Nap  
 Best talent.....Singing  
 Skill you'd like to master.....Golf  
 Bucket list.....Travel to Israel  
 Dinner with one person.....Paul the Apostle

## GAME-BY-GAME

OPPONENT	MP	FG-A	PCT.	3FG-A	PCT.	FT-A	PCT	O-D-TR	PF	A	TO	BLK	ST	TP
Bob Jones	3:51	1-2	.500	0-1	.000	--	--	1-0-1	1	0	0	0	0	2
at High Point	-	-	-	-	-	-	-	-	-	-	-	-	-	-
at Drake	-	-	-	-	-	-	-	-	-	-	-	-	-	-
Gardner-Webb	-	-	-	-	-	-	-	-	-	-	-	-	-	-
N.C. A&T	-	-	-	-	-	-	-	-	-	-	-	-	-	-
at LSU	-	-	-	-	-	-	-	-	-	-	-	-	-	-
North Greenville	-	-	-	-	-	-	-	-	-	-	-	-	-	-
Presbyterian	-	-	-	-	-	-	-	-	-	-	-	-	-	-

## CAREER STATISTICS

SEASON	TEAM	GP-GS	Field Goals			3-Point		F-Throws			Rebounds			Scoring						
			MIN/AVG	FG-FGA	FG%	3FG-3FGA	3FG%	FT-FTA	FT%	OFF	DEF	TOT	AVG	PF-FO	A	TO	BLK	STL	PTS	AVG
2019-20	WOF	4-0	6/1.6	1-2	.500	0-0	.000	0-0	.000	0	1	1	0.3	0-0	0	0	0	0	2	0.5
2020-21	WOF	5-0	37/7.4	2-6	.333	1-4	.250	0-2	.000	0	3	3	0.6	4-0	2	3	0	2	5	1.0
2021-22	WOF	10-0	8/0.8	0-1	.000	0-1	.000	2-3	.667	0	1	1	0.1	1-0	0	0	0	1	2	0.2
2022-23	WOF	1-0	4/3.9	1-2	.500	0-1	.000	0-0	.000	1	0	1	1.0	0-0	0	0	0	0	2	2.0
<b>TOTAL</b>		<b>20-0</b>	<b>56/2.8</b>	<b>4-11</b>	<b>.364</b>	<b>1-6</b>	<b>.167</b>	<b>2-5</b>	<b>.400</b>	<b>1</b>	<b>5</b>	<b>6</b>	<b>0.3</b>	<b>5-0</b>	<b>2</b>	<b>3</b>	<b>0</b>	<b>3</b>	<b>11</b>	<b>0.6</b>



# 25 Messiah JONES

**FORWARD • 6-6 • 220**

**SENIOR**

**CHICAGO, IL • SIMEON**

## CAREER HIGHS

POINTS	21	vs The Citadel (2/17/21)
REBOUNDS	12	vs Toccoa Falls (11/25/20)
ASSISTS	4	at Western Car. (2/20/21)
STEALS	4	vs North Greenville (12/13/19)
BLOCKS	4	2x, last vs. Erskine (11/15/21)
FG MADE	10	vs The Citadel (2/17/21)
FG ATTEMPTS	16	vs The Citadel (2/17/21)
3PT MADE	1	at Richmond (12/7/20)
3PT ATTEMPTS	2	at Richmond (12/7/20)
FT MADE	7	Gardner-Webb (11/18/22)
FT ATTEMPTS	10	3x, last vs GWU 11/18/22

## SEASON HIGHS

POINTS	16	vs. PC (12/1/22)
REBOUNDS	11	vs Bob Jones (11/7/22)
ASSISTS	3	vs Bob Jones (11/7/22)
STEALS	1	2x, last vs. PC (12/1/22)
BLOCKS	2	vs. NC A&T (11/20/22)
FG MADE	6	2x, last vs. PC (12/1/22)
FG ATTEMPTS	9	vs. PC (12/1/22)
3PT MADE	--	
3PT ATTEMPTS	1	vs. PC (12/1/22)
FT MADE	7	Gardner-Webb (11/18/22)
FT ATTEMPTS	10	3x, last vs GWU 11/18/22

## HONORS

2019-20 SOCON ALL-FRESHMAN TEAM  
2022-23 ALL-SOCON PRESEASON TEAM

## FAVORITES

Food ..... Pizza  
Movies ..... The Waterboy  
TV Show ..... Winning Time  
Artist ..... Jay-Z  
Athlete ..... Serena Williams

## OFF THE COURT

Pregame Rituals ..... Playing pool  
Best talent ..... Playing basketball  
Skill you'd like to master ..... Playing instruments  
Bucket list ..... Speaking Spanish fluently  
Dinner with one person ..... My mother

## GAME-BY-GAME

OPPONENT	MP	FG-A	PCT.	3FG-A	PCT.	FT-A	PCT	O-D-TR	PF	A	TO	BLK	ST	TP
Bob Jones*	15:49	6-8	.750	0-0	.000	2-2	1.00	5-6-11	2	3	2	1	1	14
at High Point*	12:53	2-4	.500	0-0	.000	6-10	.600	0-3-3	4	0	1	0	1	10
at Drake*	19:26	0-2	.000	0-0	.000	3-4	.750	3-1-4	2	2	1	1	0	3
Gardner-Webb*	24:42	2-10	.200	0-0	.000	7-10	.700	4-2-6	3	1	0	0	1	11
N.C. A&T*	23:47	3-6	.500	0-0	.000	1-3	.333	3-6-9	2	1	0	2	1	7
North Greenville*	21:52	2-3	.667	0-0	.000	0-0	.000	3-6-9	2	1	3	1	0	4
at LSU*	25:31	2-4	.500	0-1	.000	1-2	.500	1-3-4	4	2	1	0	2	5
Presbyterian*	23:45	6-9	.667	0-1	.000	4-4	1.000	3-1-4	1	2	2	0	1	16

## CAREER STATISTICS

SEASON	TEAM	GP-GS	Field Goals			3-Point		F-Throws			Rebounds				Scoring					
			MIN/AVG	FG-FGA	FG%	3FG-3FGA	3FG%	FT-FTA	FT%	OFF	DEF	TOT	AVG	PF-FO	A	TO	BLK	STL	PTS	AVG
2019-20	WOF	35-0	609/17.4	105-150	.700	0-2	.000	48-77	.623	63	78	141	4.0	92-1	27	38	30	20	258	7.4
2020-21	WOF	20-19	428/21.4	90-139	.647	1-6	.167	25-41	.610	49	53	102	5.1	48-2	25	27	10	17	206	10.3
2021-22	WOF	5-5	91/18.2	18-29	.621	0-1	.000	11-19	.579	9	9	18	3.6	11-1	6	5	5	4	47	9.4
2022-23	WOF	8-8	168/21.0	23-46	.500	0-2	.000	24-35	.686	22	28	50	6.3	20-0	12	10	5	7	70	8.8
<b>TOTAL</b>		<b>68-32</b>	<b>1296/19.1236-364</b>	<b>.648</b>	<b>1-11</b>	<b>.091</b>	<b>108-172</b>	<b>.628</b>	<b>143</b>	<b>168</b>	<b>311</b>	<b>4.6</b>	<b>171-4</b>	<b>70</b>	<b>80</b>	<b>50</b>	<b>48</b>	<b>581</b>	<b>8.5</b>	



# 30 Anthony ARRINGTON JR.

**GUARD • 6-2 • 190**

**FRESHMAN**

**ATLANTA, GA • THE GALLOWAY SCHOOL**

## CAREER HIGHS

POINTS	5	vs Bob Jones (11/7/22)
REBOUNDS	1	vs Bob Jones (11/7/22)
ASSISTS	1	vs Bob Jones (11/7/22)
STEALS	1	vs Bob Jones (11/7/22)
BLOCKS	-	-
FG MADE	2	vs Bob Jones (11/7/22)
FG ATTEMPTS	3	vs Bob Jones (11/7/22)
3PT MADE	1	vs Bob Jones (11/7/22)
3PT ATTEMPTS	2	vs Bob Jones (11/7/22)
FT MADE	--	--
FT ATTEMPTS	--	--

## SEASON HIGHS

POINTS	5	vs Bob Jones (11/7/22)
REBOUNDS	1	vs Bob Jones (11/7/22)
ASSISTS	1	vs Bob Jones (11/7/22)
STEALS	1	vs Bob Jones (11/7/22)
BLOCKS	-	-
FG MADE	2	vs Bob Jones (11/7/22)
FG ATTEMPTS	3	vs Bob Jones (11/7/22)
3PT MADE	1	vs Bob Jones (11/7/22)
3PT ATTEMPTS	2	vs Bob Jones (11/7/22)
FT MADE	--	--
FT ATTEMPTS	--	--

## HONORS

## FAVORITES

Food	.....	Chicken
Movie	.....	Above The Rim
TV Show	.....	Power
Artist	.....	Lil Baby
Athlete	.....	Ja Morant

## OFF THE COURT

Pregame Rituals	.....	Listening to music and pray
Best talent	.....	Cooking
Skill you'd like to master	.....	Ping Pong
Bucket list	.....	Being successful
Dinner with one person	.....	Kobe Bryant

## GAME-BY-GAME

OPPONENT	MP	FG-A	PCT.	3FG-A	PCT.	FT-A	PCT.	O-D-TR	PF	A	TO	BLK	ST	TP
Bob Jones	9:33	2-3	.667	1-2	.500	--	--	0-1-1	2	1	0	0	1	5
at High Point	1:19	0-1	--	0-1	-	-	-	-	-	-	-	-	-	-
at Drake	-	-	-	-	-	-	-	-	-	-	-	-	-	-
Gardner-Webb	-	-	-	-	-	-	-	-	-	-	-	-	-	-
N.C. A&T	-	-	-	-	-	-	-	-	-	-	-	-	-	-
North Greenville	-	-	-	-	-	-	-	-	-	-	-	-	-	-
at LSU	-	-	-	-	-	-	-	-	-	-	-	-	-	-
Presbyterian	-	-	-	-	-	-	-	-	-	-	-	-	-	-

## CAREER STATISTICS

SEASON	TEAM	GP-GS	MIN/AVG	Field Goals		3-Point		F-Throws		Rebounds			Scoring							
				FG-FGA	FG%	3FG-3FGA	3FG%	FT-FTA	FT%	OFF	DEF	TOT	AVG	PF-FO	A	TO	BLK	STL	PTS	AVG
2022-23	WOF	2-0	11/5.4	2-4	.500	1-3	.333	0-0	.000	0	1	1	0.5	2-0	1	0	0	1	5	2.5
<b>TOTAL</b>		<b>2-0</b>	<b>11/5.4</b>	<b>2-4</b>	<b>.500</b>	<b>1-3</b>	<b>.333</b>	<b>0-0</b>	<b>.000</b>	<b>0</b>	<b>1</b>	<b>1</b>	<b>0.5</b>	<b>2-0</b>	<b>1</b>	<b>0</b>	<b>0</b>	<b>1</b>	<b>5</b>	<b>2.5</b>



# 33 B.J. MACK

**FORWARD/CENTER • 6-8 • 245**

**SENIOR**

**CHARLOTTE, NC • CHARLOTTE CHRISTIAN  
OAK HILL • USF**

## CAREER HIGHS

POINTS	28	at Gardner-Webb (12/8/21)
REBOUNDS	13	at Gardner-Webb (12/8/21)
ASSISTS	6	vs Hampton (11/19/21)
STEALS	2 5x, last vs Chattanooga (3/6/22)	
BLOCKS	2 5x, last vs Bob Jones (11/7/22)	
FG MADE	10	vs ETSU (1/8/22)
FG ATTEMPTS	17	4x, last vs GWU (11/18/22)
3PT MADE	4	vs UNCG (1/29/22)
3PT ATTEMPTS	8	vs USF (12/12/20)
FT MADE	8	at Gardner-Webb (12/8/21)
FT ATTEMPTS	11	at Gardner-Webb (12/8/21)

## SEASON HIGHS

POINTS	26	Gardner-Webb (11/18/22)
REBOUNDS	6	vs Bob Jones (11/7/22)
ASSISTS	2	2x, last vs NC A&T (11/20/22)
BLOCKS	2	vs Bob Jones (11/7/22)
STEALS	1	at High Point (11/12/22)
FG MADE	9	Gardner-Webb (11/18/22)
FG ATTEMPTS	17	Gardner-Webb (11/18/22)
3PT MADE	3	at High Point (11/12/22)
3PT ATTEMPTS	8	at High Point (11/12/22)
FT MADE	7	Gardner-Webb (11/18/22)
FT ATTEMPTS	8	Gardner-Webb (11/18/22)

## HONORS

2022 NABC ALL-DISTRICT FIRST TEAM  
2022 ALL-SOCON SECOND TEAM  
2022 SOCON ALL-TOURNAMENT TEAM  
2022-23 ALL-SOCON PRESEASON TEAM

## FAVORITES

Food .....Chipotle  
Movie .....Friday  
TV Show .....All-American  
Artist .....Lil Durk  
Athlete .....LeBron James

## OFF THE COURT

Pregame Rituals .....Playing video games and praying  
Best talent .....Basketball  
Skill you'd like to master .....Chess  
Bucket list .....Skydiving  
Dinner with one person .....Martin Luther King

## GAME-BY-GAME

OPPONENT	MP	FG-A	PCT.	3FG-A	PCT.	FT-A	PCT.	O-D-TR	PF	A	TO	BLK	ST	TP
Bob Jones*	18:35	7-10	.700	1-2	.500	--	--	2-4-6	1	1	0	2	0	15
at High Point*	29:27	8-17	.471	2-6	.333	3-5	.600	2-2-4	2	2	1	0	1	21
at Drake*	33:19	5-9	.556	1-4	.250	2-2	1.00	1-7-8	1	0	3	0	0	13
Gardner-Webb*	32:19	9-17	.529	1-6	.167	7-8	.875	1-5-6	2	0	1	1	0	26
N.C. A&T*	24:55	5-11	.455	2-4	.500	0-0	.000	0-3-3	1	2	0	0	0	12
North Greenville*	25:07	5-14	.357	1-6	.167	1-2	.500	1-6-7	0	2	0	0	0	12
at LSU*	31:10	7-14	.500	2-7	.286	2-2	1.000	3-6-9	4	4	2	1	1	18
Presbyterian*	33:06	4-7	.571	0-2	.000	2-2	1.000	0-4-4	2	2	1	1	1	10

## CAREER STATISTICS

SEASON	TEAM	GP-GS	MIN/AVG	Field Goals		3-Point		F-Throws			Rebounds			Scoring						
				FG-FGA	FG%	3FG-3FGA	3FG%	FT-FTA	FT%	OFF	DEF	TOT	AVG	PF-FO	A	TO	BLK	STL	PTS	AVG
2019-20	USF	19-0	142:28/7.5	15-34	.441	3-14	.214	6-6	1.000	5	18	23	1.2	13-0	1	4	3	2	29	2.1
2020-21	WOF	21-5	374/17.8	53-117	.453	17-53	.321	19-22	.864	21	49	70	3.3	44-1	14	24	9	8	142	6.8
2021-22	WOF	32-32	917/28.7	199-371	.536	39-87	.448	90-110	.818	74	123	197	6.2	66-0	70	78	17	20	527	16.5
2022-23	WOF	8-8	228/28.5	50-99	.505	10-37	.270	17-21	.810	10	37	47	5.9	13-0	13	8	5	3	127	15.9
<b>TOTAL</b>		<b>61-45</b>	<b>1519/24.93</b>	<b>587</b>	<b>.514</b>	<b>66-177</b>	<b>.373</b>	<b>126-153</b>	<b>.824</b>	<b>105</b>	<b>209</b>	<b>314</b>	<b>5.1</b>	<b>123-1</b>	<b>97</b>	<b>110</b>	<b>31</b>	<b>31</b>	<b>796</b>	<b>13.0</b>

# 2022-23 COMBINED STATS

## Game Records

Record	Overall	Home	Away	Neutral
ALL GAMES	5-3	5-0	0-3	0-0
CONFERENCE	0-0	0-0	0-0	0-0
NON-CONFERENCE	5-3	5-0	0-3	0-0

## Score by Periods

Team	1st	2nd	OT	TOT
Wofford	285	346	0	631
Opponents	247	294	0	541

## Team Box Score

No.	Player				Total		3-Point		F-Throw		Rebounds											
		GP-GS	MIN	AVG	FG-FGA	FG%	3FG-3FGA	3FG%	FT-FTA	FT%	OFF	DEF	TOT	AVG	PF	DQ	A	TO	BLK	STL	PTS	AVG
1	PAVELETZKE, Jackson	8-8	263:23	32.9	40-68	.588	10-19	.526	41-46	.891	4	11	15	1.9	10	0	31	17	0	5	131	16.4
33	MACK, B.J.	8-8	227:58	28.5	50-99	.505	10-37	.270	17-21	.810	10	37	47	5.9	13	0	13	8	5	3	127	15.9
10	TRIPP, Corey	8-8	247:40	31.0	29-57	.509	17-33	.515	8-9	.889	6	16	22	2.8	12	0	18	8	1	13	83	10.4
25	JONES, Messiah	8-8	167:44	21.0	23-46	.500	0-2	.000	24-35	.686	22	28	50	6.3	20	0	12	10	5	7	70	8.8
2	WATSON, Tauris	1-0	07:15	7.3	4-5	.800	0-1	.000	0-1	.000	0	1	1	1.0	1	0	1	1	0	0	8	8.0
12	MCCORKLE, Carson	8-2	196:16	24.5	19-54	.352	14-42	.333	0-0	.000	3	12	15	1.9	9	0	6	1	0	4	52	6.5
14	FILEWICH, Kyler	8-0	82:30	10.3	22-33	.667	0-0	.000	5-11	.455	16	20	36	4.5	6	0	5	3	2	2	49	6.1
11	TICE, Amarri	8-6	122:51	15.4	8-31	.258	6-19	.316	10-14	.714	4	31	35	4.4	7	0	4	11	2	6	32	4.0
0	SIVILLS, Jackson	8-0	76:48	9.6	8-19	.421	6-13	.462	9-11	.818	3	16	19	2.4	4	0	4	2	1	3	31	3.9
13	SILAS, Adam	7-0	78:35	11.2	10-18	.556	3-8	.375	2-2	1.000	0	8	8	1.1	9	0	9	11	0	4	25	3.6
30	ARRINGTON, Anthony	2-0	10:52	5.4	2-4	.500	1-3	.333	0-0	.000	0	1	1	0.5	2	0	1	0	0	1	5	2.5
22	STEELMAN, Jonathan	1-0	03:51	3.9	1-2	.500	0-1	.000	0-0	.000	1	0	1	1.0	0	0	0	0	0	0	2	2.0
5	MARTIN, Chase	6-0	83:04	13.8	5-19	.263	1-10	.100	0-0	.000	0	4	4	0.7	6	0	3	6	0	2	11	1.8
4	MORISSETTE, Josh	3-0	29:14	9.7	2-5	.400	1-3	.333	0-0	.000	0	4	4	1.3	2	0	1	1	0	0	5	1.7
21	SPINELLI, Joe	1-0	00:59	1.0	0-0	.000	0-0	.000	0-0	.000	0	0	0	0.0	0	0	0	0	0	0	0	0.0
15	KELLOGG, Cohen	1-0	00:59	1.0	0-0	.000	0-0	.000	0-0	.000	0	0	0	0.0	0	0	0	0	0	0	0	0.0
Team											4	4	8				6					
<b>Total</b>		<b>8</b>	<b>1600</b>		<b>223-460</b>	<b>.485</b>	<b>69-191</b>	<b>.361</b>	<b>116-150</b>	<b>.773</b>	<b>73</b>	<b>193</b>	<b>266</b>	<b>33.3</b>	<b>101</b>	<b>0</b>	<b>108</b>	<b>85</b>	<b>16</b>	<b>50</b>	<b>631</b>	<b>78.9</b>
<b>Opponents</b>		<b>8</b>	<b>1600</b>		<b>206-460</b>	<b>.448</b>	<b>59-172</b>	<b>.343</b>	<b>70-96</b>	<b>.729</b>	<b>56</b>	<b>152</b>	<b>208</b>	<b>26.0</b>	<b>136</b>	<b>3</b>	<b>90</b>	<b>93</b>	<b>24</b>	<b>45</b>	<b>541</b>	<b>67.6</b>

## Team Statistics

	WOF	OPP
<b>Scoring</b>	<b>631</b>	<b>541</b>
Points per game	78.9	67.6
Scoring margin	+11.3	-
<b>Field goals-att</b>	<b>223-460</b>	<b>206-460</b>
Field goal pct	.485	.448
<b>3 point fg-att</b>	<b>69-191</b>	<b>59-172</b>
3-point FG pct	.361	.343
3-pt FG made per game	8.6	7.4
<b>Free throws-att</b>	<b>116-150</b>	<b>70-96</b>
Free throw pct	.773	.729
F-Throws made per game	14.5	8.8
<b>Rebounds</b>	<b>266</b>	<b>208</b>
Rebounds per game	33.3	26.0
Rebounding margin	+7.3	-
<b>Assists</b>	<b>108</b>	<b>90</b>
Assists per game	13.5	11.3
<b>Turnovers</b>	<b>85</b>	<b>93</b>
Turnovers per game	10.6	11.6
Turnover margin	+1.0	-
Assist/turnover ratio	1.3	1.0
<b>Steals</b>	<b>50</b>	<b>45</b>
Steals per game	6.3	5.6
<b>Blocks</b>	<b>16</b>	<b>24</b>
Blocks per game	2.0	3.0
<b>Winning streak</b>	<b>1</b>	<b>-</b>
Home win streak	5	-
<b>Attendance</b>	<b>5052</b>	<b>14722</b>
Home games-Avg/Game	5-1010	3-4907
Neutral site-Avg/Game	-	0-0

## Team Results

Date	Opponent		Score	Att.
11/07/2022	Bob Jones	W	120-48	1680
11/12/2022	at High Point	L	80-91	3765
11/14/2022	at Drake	L	72-80	2529
11/18/2022	Gardner-Webb	W	60-58	1107
11/20/2022	N.C. A&T	W	78-64	506
11/23/2022	North Greenville	W	70-59	853
11/27/2022	at LSU	L	75-78	8428
12/01/2022	Presbyterian	W	76-63	906

# 2022-23 SCHEDULE/RESULTS/LEADERS

## Game Records

Record	Overall	Home	Away	Neutral
ALL GAMES	5-3	5-0	0-3	0-0
CONFERENCE	0-0	0-0	0-0	0-0
NON-CONFERENCE	5-3	5-0	0-3	0-0

## Team Results

Date	Opponent		Score	Att.	High Points	High Rebounds
11/07/2022	Bob Jones	W	120-48	1680	(16) FILEWICH, Kyler (16) PAVELETZKE, Jackson	(11) JONES, Messiah (11) FILEWICH, Kyler
11/12/2022	at High Point	L	80-91	3765	(21) MACK, B.J.	(7) FILEWICH, Kyler
11/14/2022	at Drake	L	72-80	2529	(18) TRIPP, Corey	(8) MACK, B.J.
11/18/2022	Gardner-Webb	W	60-58	1107	(26) MACK, B.J.	(6) JONES, Messiah (6) MACK, B.J.
11/20/2022	N.C. A&T	W	78-64	506	(21) PAVELETZKE, Jackson	(9) JONES, Messiah
11/23/2022	North Greenville	W	70-59	853	(18) PAVELETZKE, Jackson	(9) JONES, Messiah
11/27/2022	at LSU	L	75-78	8428	(19) PAVELETZKE, Jackson	(9) MACK, B.J.
12/01/2022	Presbyterian	W	76-63	906	(16) JONES, Messiah	(5) TICE, Amarri

## Attendance Summary

	Games	Attend	Avg/Game
Home	5	5052	1010
Away	3	14722	4907
Neutral	0	0	0
<b>Total</b>	<b>8</b>	<b>19774</b>	<b>2472</b>

# 2022-23 OPPONENT GAME-BY-GAME

Opponent	Date	Score		Total		3-Pointers		Free throws		Rebounds										
				FG-FGA	PCT	3FG-3FGA	PCT	FT-FTA	PCT	OFF	DEF	TOT	AVG	PF	A	TO	BLK	STL	PTS	AVG
Bob Jones	11/07/2022	120-48	W	17-65	.262	3-16	.188	11-17	.647	6	9	15	15.0	14	3	12	0	1	48	48.0
at High Point	11/12/2022	80-91	L	31-58	.534	11-26	.423	18-23	.783	11	28	39	27.0	27	16	14	7	5	91	69.5
at Drake	11/14/2022	72-80	L	33-65	.508	5-24	.208	9-12	.750	11	22	33	29.0	14	14	3	4	7	80	73.0
Gardner-Webb	11/18/2022	60-58	W	24-51	.471	5-16	.313	5-6	.833	8	22	30	29.3	22	4	17	7	1	58	69.3
N.C. A&T	11/20/2022	78-64	W	24-61	.393	9-29	.310	7-11	.636	9	20	29	29.2	16	9	5	1	4	64	68.2
North Greenville	11/23/2022	70-59	W	22-57	.386	9-23	.391	6-7	.857	4	13	17	27.2	16	15	13	1	13	59	66.7
at LSU	11/27/2022	75-78	L	28-53	.528	8-19	.421	14-17	.824	5	21	26	27.0	12	11	11	2	8	78	68.3
Presbyterian	12/01/2022	76-63	W	27-50	.540	9-19	.474	0-3	.000	2	17	19	26.0	15	18	18	2	6	63	67.6
<b>Total</b>		<b>541</b>		<b>206-460</b>	<b>.448</b>	<b>59-172</b>	<b>.343</b>	<b>70-96</b>	<b>.729</b>	<b>56</b>	<b>152</b>	<b>208</b>	<b>26.0</b>	<b>136</b>	<b>90</b>	<b>93</b>	<b>24</b>	<b>45</b>	<b>541</b>	<b>67.6</b>
Wofford		631		223-460	.485	69-191	.361	116-150	.773	73	193	266	33.3	101	108	85	16	50	631	78.9

## Opponents Averages

Games Played	Points/game	FG Pct	3FG Pct	FT Pct	Rebounds/game	Assists/game	Turnovers/game	Assist/Turnover ratio	Steals/game	Blocks/game
8	67.6	44.8	34.3	72.9	26.0	11.3	11.6	1.0	5.6	3.0

# 2022-23 WOFFORD GAME-BY-GAME

Opponent	Date	Score	W	Total		3-Pointers		Free throws		Rebounds				PF	A	TO	BLK	STL	PTS	AVG
				FG-FGA	PCT	3FG-3FGA	PCT	FT-FTA	PCT	OFF	DEF	TOT	AVG							
Bob Jones	11/07/2022	120-48	W	49-75	.653	12-24	.500	10-12	.833	13	39	52	52.0	12	17	9	5	10	120	120.0
at High Point	11/12/2022	80-91	L	25-63	.397	8-27	.296	22-34	.647	17	17	34	43.0	19	16	9	0	8	80	100.0
at Drake	11/14/2022	72-80	L	26-55	.473	11-26	.423	9-11	.818	7	23	30	38.7	15	8	12	1	2	72	90.7
Gardner-Webb	11/18/2022	60-58	W	16-57	.281	3-19	.158	25-31	.806	9	17	26	35.5	9	7	5	2	7	60	83.0
N.C. A&T	11/20/2022	78-64	W	27-52	.519	12-28	.429	12-19	.632	6	27	33	35.0	12	23	7	4	3	78	82.0
North Greenville	11/23/2022	70-59	W	24-50	.480	7-22	.318	15-18	.833	8	30	38	35.5	9	14	17	1	5	70	80.0
at LSU	11/27/2022	75-78	L	28-58	.483	11-31	.355	8-9	.889	9	21	30	34.7	17	12	13	1	5	75	79.3
Presbyterian	12/01/2022	76-63	W	28-50	.560	5-14	.357	15-16	.938	4	19	23	33.3	8	11	13	2	10	76	78.9
<b>Total</b>		<b>631</b>		<b>223-460</b>	<b>.485</b>	<b>69-191</b>	<b>.361</b>	<b>116-150</b>	<b>.773</b>	<b>73</b>	<b>193</b>	<b>266</b>	<b>33.3</b>	<b>101</b>	<b>108</b>	<b>85</b>	<b>16</b>	<b>50</b>	<b>631</b>	<b>78.9</b>
Opponents		541		206-460	.448	59-172	.343	70-96	.729	56	152	208	26.0	136	90	93	24	45	541	67.6

## Wofford Averages

Games Played	Points/game	FG Pct	3FG Pct	FT Pct	Rebounds/game	Assists/game	Turnovers/game	Assist/Turnover ratio	Steals/game	Blocks/game
8	78.9	48.5	36.1	77.3	33.3	13.5	10.6	1.3	6.3	2.0

# WOFFORD LEADERS ...

## SCORING

PLAYER	GP	PTS	PPG
Paveletzke, Jackson	8	131	16.4
Mack, B.J.	8	127	15.9
Tripp, Corey	8	83	10.4
Jones, Messiah	8	70	8.8
McCorkle, Carson	8	52	6.5
Filewich, Kyler	8	49	6.1

## FIELD GOAL PERCENTAGE

PLAYER	FGM	PGA	PCT
Watson, Tauris	4	5	.800
Filewich, Kyler	22	33	.667
Paveletzke, Jackson	40	68	.588
Silas, Adam	10	18	.556
Tripp, Corey	29	57	.509
Mack, B.J.	50	99	.505
Jones, Messiah	23	46	.500

## FIELD GOAL ATTEMPTS

PLAYER	GP	ATT	ATT/G
Mack, B.J.	8	99	12.4
Paveletzke, Jackson	8	68	8.5
Tripp, Corey	8	57	7.1
McCorkle, Carson	8	54	6.8
Jones, Messiah	8	46	5.8

## FIELD GOALS MADE

PLAYER	GP	MADE	MADE/G
Mack, B.J.	8	50	6.3
Paveletzke, Jackson	8	40	5.0
Tripp, Corey	8	29	3.6
Jones, Messiah	8	23	2.9
Filewich, Kyler	8	22	2.8

## THREE POINT FG PERCENTAGE

PLAYER	3FG	ATT	PCT
Paveletzke, Jackson	10	19	.526
Tripp, Corey	17	33	.515
Sivills, Jackson	6	13	.462
Silas, Adam	3	8	.375
McCorkle, Carson	14	42	.333
Arrington, Anthony	1	3	.333
Morissette, Josh	1	3	.333

## THREE POINT FG ATTEMPTS

PLAYER	3FG	ATT	ATT/G
McCorkle, Carson	8	42	5.3
Mack, B.J.	8	37	4.6
Tripp, Corey	8	33	4.1
Paveletzke, Jackson	8	19	2.4
Tice, Amarri	8	19	2.4

## THREE POINT FG MADE

PLAYER	3FG	MADE	MADE/G
Tripp, Corey	8	17	2.1
McCorkle, Carson	8	14	1.8
Paveletzke, Jackson	8	10	1.3
Mack, B.J.	8	10	1.3
Tice, Amarri	8	6	0.8

## FREE THROW PERCENTAGE

PLAYER	MADE	ATT	PCT
Silas, Adam	2	2	1.000
Paveletzke, Jackson	41	46	.891
Tripp, Corey	8	9	.889
Sivills, Jackson	9	11	.818
Mack, B.J.	17	21	.810
Tice, Amarri	10	14	.714
Jones, Messiah	24	35	.686
Filewich, Kyler	5	11	.455

## FREE THROW ATTEMPTS

PLAYER	G	ATT	ATT/G
Paveletzke, Jackson	8	46	5.8
Jones, Messiah	8	35	4.4
Mack, B.J.	8	21	2.6
Tice, Amarri	8	14	1.8
Filewich, Kyler	8	11	1.4

## FREE THROWS MADE

PLAYER	G	MADE	MADE/G
Paveletzke, Jackson	8	41	5.1
Jones, Messiah	8	24	3.0
Mack, B.J.	8	17	2.1
Tice, Amarri	8	10	1.3
Sivills, Jackson	8	9	1.1

## ASSISTS

PLAYER	G	AST	AST/G
Paveletzke, Jackson	8	31	3.9
Tripp, Corey	8	18	2.3
Mack, B.J.	8	13	1.6
Jones, Messiah	8	12	1.5
Silas, Adam	7	9	1.3

## STEALS

PLAYER	G	STL	STL/G
Tripp, Corey	8	13	1.6
Jones, Messiah	8	7	0.9
Tice, Amarri	8	6	0.8
Paveletzke, Jackson	8	5	0.6
McCorkle, Carson	8	4	0.5

## REBOUNDS

PLAYER	G	REB	REB/G
Jones, Messiah	8	50	6.3
Mack, B.J.	8	47	5.9
Filewich, Kyler	8	36	4.5
Tice, Amarri	8	35	4.4
Tripp, Corey	8	22	2.8

## OFFENSIVE REBOUNDS

PLAYER	G	OREB	OREB/G
Jones, Messiah	8	22	2.8
Filewich, Kyler	8	16	2.0
Mack, B.J.	8	10	1.3
Tripp, Corey	8	6	0.8
Paveletzke, Jackson	8	4	0.5

## DEFENSIVE REBOUNDS

PLAYER	G	DREB	DREB/G
Mack, B.J.	8	37	4.6
Tice, Amarri	8	31	3.9
Jones, Messiah	8	28	3.5
Filewich, Kyler	8	20	2.5
Tripp, Corey	8	16	2.0

## BLOCKED SHOTS

PLAYER	G	BLK	BLK/G
Mack, B.J.	8	5	0.6
Jones, Messiah	8	5	0.6
Filewich, Kyler	8	2	0.3
Tice, Amarri	8	2	0.3
Tripp, Corey	8	1	0.1

## TURNOVERS

PLAYER	G	TO	TO/G
Paveletzke, Jackson	8	17	2.1
Tice, Amarri	8	11	1.4
Silas, Adam	7	11	1.6
Jones, Messiah	8	10	1.3
Mack, B.J.	8	8	1.0

## MINUTES

PLAYER	G	MIN	MIN/G
Paveletzke, Jackson	8	263	32:55
Tripp, Corey	8	248	30:58
Mack, B.J.	8	228	28:30
McCorkle, Carson	8	196	24:32
Jones, Messiah	8	168	20:58

## FOULS

PLAYER	G	PF	PF/G
Jones, Messiah	8	20	2.5
Mack, B.J.	8	13	1.6
Tripp, Corey	8	12	1.5
Paveletzke, Jackson	8	10	1.3
McCorkle, Carson	8	9	1.1

# GAME HIGHS ...

## WOFFORD

POINTS	120	Bob Jones (11/07/2022)
	80	at High Point (11/12/2022)
	78	N.C. A&T (11/20/2022)
	76	Presbyterian (12/01/2022)
	75	at LSU (11/27/2022)
FIELD GOALS MADE	49	Bob Jones (11/07/2022)
	28	Presbyterian (12/01/2022)
	28	at LSU (11/27/2022)
FIELD GOAL ATTEMPTS	75	Bob Jones (11/07/2022)
	63	at High Point (11/12/2022)
FIELD GOAL PERCENTAGE	.653 (49-75)	Bob Jones (11/07/2022)
	.560 (28-50)	Presbyterian (12/01/2022)
3 PT FG MADE	12	N.C. A&T (11/20/2022)
	12	Bob Jones (11/07/2022)
3 PT FG ATTEMPTS	31	at LSU (11/27/2022)
	28	N.C. A&T (11/20/2022)
3 PT FG PERCENTAGE	.500 (12-24)	Bob Jones (11/07/2022)
	.429 (12-28)	N.C. A&T (11/20/2022)
FREE THROWS MADE	25	Gardner-Webb (11/18/2022)
	22	at High Point (11/12/2022)
FREE THROW ATTEMPTS	34	at High Point (11/12/2022)
	31	Gardner-Webb (11/18/2022)
FREE THROW PERCENTAGE	.938 (15-16)	Presbyterian (12/01/2022)
	.889 (8-9)	at LSU (11/27/2022)
REBOUNDS	52	Bob Jones (11/07/2022)
	38	North Greenville (11/23/2022)
ASSISTS	23	N.C. A&T (11/20/2022)
	17	Bob Jones (11/07/2022)
STEALS	10	Presbyterian (12/01/2022)
	10	Bob Jones (11/07/2022)
BLOCKED SHOTS	5	Bob Jones (11/07/2022)
	4	N.C. A&T (11/20/2022)
TURNOVERS	17	North Greenville (11/23/2022)
	13	Presbyterian (12/01/2022)
	13	at LSU (11/27/2022)
FOULS	19	at High Point (11/12/2022)
	17	at LSU (11/27/2022)

## OPPONENT

POINTS	91	at High Point (11/12/2022)
	80	at Drake (11/14/2022)
	78	at LSU (11/27/2022)
	64	N.C. A&T (11/20/2022)
	63	Presbyterian (12/01/2022)
FIELD GOALS MADE	33	at Drake (11/14/2022)
	31	at High Point (11/12/2022)
FIELD GOAL ATTEMPTS	65	at Drake (11/14/2022)
	65	Bob Jones (11/07/2022)
FIELD GOAL PERCENTAGE	.540 (27-50)	Presbyterian (12/01/2022)
	.534 (31-58)	at High Point (11/12/2022)
3 PT FG MADE	11	at High Point (11/12/2022)
	9	Presbyterian (12/01/2022)
	9	North Greenville (11/23/2022)
	9	N.C. A&T (11/20/2022)
3 PT FG ATTEMPTS	29	N.C. A&T (11/20/2022)
	26	at High Point (11/12/2022)
3 PT FG PERCENTAGE	.474 (9-19)	Presbyterian (12/01/2022)
	.423 (11-26)	at High Point (11/12/2022)
FREE THROWS MADE	18	at High Point (11/12/2022)
	14	at LSU (11/27/2022)
FREE THROW ATTEMPTS	23	at High Point (11/12/2022)
	17	at LSU (11/27/2022)
	17	Bob Jones (11/07/2022)
FREE THROW PERCENTAGE	.857 (6-7)	North Greenville (11/23/2022)
	.833 (5-6)	Gardner-Webb (11/18/2022)
REBOUNDS	39	at High Point (11/12/2022)
	33	at Drake (11/14/2022)
ASSISTS	18	Presbyterian (12/01/2022)
	16	at High Point (11/12/2022)
STEALS	13	North Greenville (11/23/2022)
	8	at LSU (11/27/2022)
BLOCKED SHOTS	7	Gardner-Webb (11/18/2022)
	7	at High Point (11/12/2022)
TURNOVERS	18	Presbyterian (12/01/2022)
	17	Gardner-Webb (11/18/2022)
FOULS	27	at High Point (11/12/2022)
	22	Gardner-Webb (11/18/2022)

# GAME LOWS...

## WOFFORD

POINTS	60	Gardner-Webb (11/18/2022)
	70	North Greenville (11/23/2022)
	72	at Drake (11/14/2022)
	75	at LSU (11/27/2022)
	76	Presbyterian (12/01/2022)
FIELD GOALS MADE	16	Gardner-Webb (11/18/2022)
	24	North Greenville (11/23/2022)
FIELD GOAL ATTEMPTS	50	Presbyterian (12/01/2022)
	50	North Greenville (11/23/2022)
FIELD GOAL PERCENTAGE	.281 (16-57)	Gardner-Webb (11/18/2022)
	.397 (25-63)	at High Point (11/12/2022)
3 PT FG MADE	3	Gardner-Webb (11/18/2022)
	5	Presbyterian (12/01/2022)
3 PT FG ATTEMPTS	14	Presbyterian (12/01/2022)
	19	Gardner-Webb (11/18/2022)
3 PT FG PERCENTAGE	.158 (3-19)	Gardner-Webb (11/18/2022)
	.296 (8-27)	at High Point (11/12/2022)
FREE THROWS MADE	8	at LSU (11/27/2022)
	9	at Drake (11/14/2022)
FREE THROW ATTEMPTS	9	at LSU (11/27/2022)
	11	at Drake (11/14/2022)
FREE THROW PERCENTAGE	.632 (12-19)	N.C. A&T (11/20/2022)
	.647 (22-34)	at High Point (11/12/2022)
REBOUNDS	23	Presbyterian (12/01/2022)
	26	Gardner-Webb (11/18/2022)
ASSISTS	7	Gardner-Webb (11/18/2022)
	8	at Drake (11/14/2022)
STEALS	2	at Drake (11/14/2022)
	3	N.C. A&T (11/20/2022)
BLOCKED SHOTS	0	at High Point (11/12/2022)
	1	at LSU (11/27/2022)
	1	North Greenville (11/23/2022)
	1	at Drake (11/14/2022)
TURNOVERS	5	Gardner-Webb (11/18/2022)
	7	N.C. A&T (11/20/2022)
FOULS	8	Presbyterian (12/01/2022)
	9	North Greenville (11/23/2022)
	9	Gardner-Webb (11/18/2022)

## OPPONENT

POINTS	48	Bob Jones (11/07/2022)
	58	Gardner-Webb (11/18/2022)
	59	North Greenville (11/23/2022)
	63	Presbyterian (12/01/2022)
	64	N.C. A&T (11/20/2022)
FIELD GOALS MADE	17	Bob Jones (11/07/2022)
	22	North Greenville (11/23/2022)
FIELD GOAL ATTEMPTS	50	Presbyterian (12/01/2022)
	51	Gardner-Webb (11/18/2022)
FIELD GOAL PERCENTAGE	.262 (17-65)	Bob Jones (11/07/2022)
	.386 (22-57)	North Greenville (11/23/2022)
3 PT FG MADE	3	Bob Jones (11/07/2022)
	5	Gardner-Webb (11/18/2022)
	5	at Drake (11/14/2022)
3 PT FG ATTEMPTS	16	Gardner-Webb (11/18/2022)
	16	Bob Jones (11/07/2022)
3 PT FG PERCENTAGE	.188 (3-16)	Bob Jones (11/07/2022)
	.208 (5-24)	at Drake (11/14/2022)
FREE THROWS MADE	0	Presbyterian (12/01/2022)
	5	Gardner-Webb (11/18/2022)
FREE THROW ATTEMPTS	3	Presbyterian (12/01/2022)
	6	Gardner-Webb (11/18/2022)
FREE THROW PERCENTAGE	.000 (0-3)	Presbyterian (12/01/2022)
	.636 (7-11)	N.C. A&T (11/20/2022)
REBOUNDS	15	Bob Jones (11/07/2022)
	17	North Greenville (11/23/2022)
ASSISTS	3	Bob Jones (11/07/2022)
	4	Gardner-Webb (11/18/2022)
STEALS	1	Gardner-Webb (11/18/2022)
	1	Bob Jones (11/07/2022)
BLOCKED SHOTS	0	Bob Jones (11/07/2022)
	1	North Greenville (11/23/2022)
	1	N.C. A&T (11/20/2022)
TURNOVERS	3	at Drake (11/14/2022)
	5	N.C. A&T (11/20/2022)
FOULS	12	at LSU (11/27/2022)
	14	at Drake (11/14/2022)
	14	Bob Jones (11/07/2022)

# INDIVIDUAL GAME HIGHS ...

## WOFFORD

POINTS	26	B.J. Mack vs Gardner-Webb (11/18/2022)
	21	Jackson Paveletzke vs N.C. A&T (11/20/2022)
	21	B.J. Mack at High Point (11/12/2022)
FIELD GOALS MADE	9	B.J. Mack vs Gardner-Webb (11/18/2022)
	8	B.J. Mack at High Point (11/12/2022)
	8	Kyler Filewich vs Bob Jones (11/07/2022)
FIELD GOAL ATTEMPTS	17	B.J. Mack vs Gardner-Webb (11/18/2022)
	17	B.J. Mack at High Point (11/12/2022)
FIELD GOAL PERCENTAGE (min 5 made)		
	1.000 (6-6)	Jackson Paveletzke vs Bob Jones (11/07/2022)
	.889 (8-9)	Kyler Filewich vs Bob Jones (11/07/2022)
3 PT FG MADE	4	Corey Tripp at Drake (11/14/2022)
	3	Carson McCorkle vs Presbyterian (12/01/2022)
	3	Corey Tripp at LSU (11/27/2022)
	3	Carson McCorkle at LSU (11/27/2022)
	3	Jackson Paveletzke vs N.C. A&T (11/20/2022)
	3	Corey Tripp vs N.C. A&T (11/20/2022)
	3	Jackson Sivills vs N.C. A&T (11/20/2022)
	3	Amarri Tice at Drake (11/14/2022)
	3	Corey Tripp at High Point (11/12/2022)
	3	Carson McCorkle vs Bob Jones (11/07/2022)
3 PT FG ATTEMPTS	9	Carson McCorkle at LSU (11/27/2022)
	7	B.J. Mack at LSU (11/27/2022)
	7	Corey Tripp vs N.C. A&T (11/20/2022)
3 PT FG PERCENTAGE (min 2 made)		
	.750 (3-4)	Carson McCorkle vs Presbyterian (12/01/2022)
	.750 (3-4)	Jackson Sivills vs N.C. A&T (11/20/2022)
	.750 (3-4)	Jackson Paveletzke vs N.C. A&T (11/20/2022)
	.750 (3-4)	Corey Tripp at High Point (11/12/2022)
FREE THROWS MADE	8	Jackson Paveletzke vs N.C. A&T (11/20/2022)
	8	Jackson Paveletzke vs GWU (11/18/2022)
FREE THROW ATTEMPTS	10	Jackson Paveletzke vs GWU(11/18/2022)
	10	Messiah Jones vs Gardner-Webb (11/18/2022)
	10	Messiah Jones at High Point (11/12/2022)
FREE THROW PERCENTAGE (min 3 made)		
	1.000 (8-8)	Jackson Paveletzke vs N.C. A&T (11/20/2022)
	1.000 (7-7)	Jackson Paveletzke vs NGU (11/23/2022)
	1.000 (6-6)	Jackson Sivills vs NGU(11/23/2022)
	1.000 (4-4)	Messiah Jones vs Presbyterian (12/01/2022)
	1.000 (4-4)	Amarri Tice vs Presbyterian (12/01/2022)
	1.000 (4-4)	Jackson Paveletzke at LSU (11/27/2022)
REBOUNDS	11	Messiah Jones vs Bob Jones (11/07/2022)
	11	Kyler Filewich vs Bob Jones (11/07/2022)
ASSISTS	6	Jackson Paveletzke vs NGU(11/23/2022)
	6	Jackson Paveletzke vs N.C. A&T (11/20/2022)
	6	Corey Tripp vs N.C. A&T (11/20/2022)
STEALS	3	Amarri Tice vs Presbyterian (12/01/2022)
	3	Jackson Paveletzke vs GWU (11/18/2022)
	3	Corey Tripp vs Bob Jones (11/07/2022)
BLOCKED SHOTS	2	Messiah Jones vs N.C. A&T (11/20/2022)
	2	B.J. Mack vs Bob Jones (11/07/2022)
	2	Amarri Tice vs Bob Jones (11/07/2022)
TURNOVERS	4	Jackson Paveletzke vs NGU (11/23/2022)
FOULS	4	Messiah Jones at LSU (11/27/2022)
	4	B.J. Mack at LSU (11/27/2022)
	4	Messiah Jones at High Point (11/12/2022)

## OPPONENT

POINTS	33	Jaden House at High Point (11/12/2022)
	26	Adam Miller at LSU (11/27/2022)
	18	Crosby James vs Presbyterian (12/01/2022)
	17	C.J. Jamison vs North Greenville (11/23/2022)
	17	Kam Woods vs N.C. A&T (11/20/2022)
	17	Sardaar Calhoun at Drake (11/14/2022)
FIELD GOALS MADE	10	Jaden House at High Point (11/12/2022)
	9	Adam Miller at LSU (11/27/2022)
FIELD GOAL ATTEMPTS	17	Henry Blair vs Bob Jones (11/07/2022)
	16	Marcus Watson vs N.C. A&T (11/20/2022)
FIELD GOAL PERCENTAGE (min 5 made)		
	.778 (7-9)	Garrett Sturtz at Drake (11/14/2022)
	.692 (9-13)	Adam Miller at LSU (11/27/2022)
3 PT FG MADE	6	Adam Miller at LSU (11/27/2022)
	5	Kam Woods vs N.C. A&T (11/20/2022)
3 PT FG ATTEMPTS	10	Zach Austin at High Point (11/12/2022)
	9	Adam Miller at LSU (11/27/2022)
	9	Kam Woods vs N.C. A&T (11/20/2022)
3 PT FG PERCENTAGE (min 2 made)		
	.800 (4-5)	Crosby James vs Presbyterian (12/01/2022)
	.750 (3-4)	C.J. Jamison vs North Greenville (11/23/2022)
	.750 (3-4)	Bryson Childress at High Point (11/12/2022)
FREE THROWS MADE	11	Jaden House at High Point (11/12/2022)
	5	Duncan Powell vs N.C. A&T (11/20/2022)
FREE THROW ATTEMPTS	12	Jaden House at High Point (11/12/2022)
	6	Duncan Powell vs N.C. A&T (11/20/2022)
FREE THROW PERCENTAGE (min 3 made)		
	1.000 (4-4)	Trae Hannibal at LSU (11/27/2022)
	1.000 (3-3)	Kendal Coleman at LSU (11/27/2022)
	1.000 (3-3)	Zak Perdew vs North Greenville (11/23/2022)
REBOUNDS	11	Kareem Reid vs Gardner-Webb (11/18/2022)
	10	Ahmard Harvey at High Point (11/12/2022)
	10	Zach Austin at High Point (11/12/2022)
ASSISTS	6	Zak Perdew vs North Greenville (11/23/2022)
	5	Trevon Reddish-Rhone vs PC (12/01/2022)
	5	Roman Penn at Drake (11/14/2022)
	5	Bryant Randleman at HPU(11/12/2022)
STEALS	4	Caleb Williams vs NGU(11/23/2022)
	4	C.J. Jamison vs North Greenville (11/23/2022)
BLOCKED SHOTS	4	Zach Austin at High Point (11/12/2022)
	3	Kareem Reid vs Gardner-Webb (11/18/2022)
TURNOVERS	4	Terrell Ard, Jr. vs Presbyterian (12/01/2022)
	4	Abdoulaye Thiam at High Point (11/12/2022)
FOULS	5	Derek Fountain at LSU (11/27/2022)
	5	John Haddock Rogers vs NGU (11/23/2022)
	5	Ahmard Harvey at High Point (11/12/2022)