



MIZZOU

2022-23 MEN'S BASKETBALL GAME NOTES

28 NCAA TOURNAMENT APPEARANCES • 23 CONFERENCE CHAMPIONSHIPS • 21 ALL-AMERICANS • 45 NBA DRAFT SELECTIONS

2022-23 SCHEDULE

November

Thu	3	Washington Univ. (Ex)	W, 89-61
Mon	7	SOUTHERN INDIANA	W, 97-91
Fri	11	PENN	W, 92-85
Sun	13	LINDENWOOD	W, 82-53
Tue	15	SIU EDWARDSVILLE	W, 105-80
Sun	20	MISSISSIPPI VALLEY STATE	W, 83-62
Wed	23	COASTAL CAROLINA	W, 89-51
Sat	26	HOUSTON CHRISTIAN	W, 105-69
Tue	29	at Wichita State (ot)	W, 88-84

December

Sun	4	SE MISSOURI STATE	W, 96-89
Sat	10	~ #6/6 KANSAS	L, 67-95
Sat	17	@ vs. UCF	W, 68-66
Thu	22	^ vs. #16/16 Illinois	W, 93-71
Wed	28	* #19/17 KENTUCKY	W, 89-75

January

Wed	4	* at #13/13 Arkansas	L, 68-74
Sat	7	* VANDERBILT (CBS)	11 a.m.
Wed	11	* at Texas A&M (SECN)	7:30 p.m.
Sat	14	* at Florida (SECN)	2:30 p.m.
Wed	18	* ARKANSAS (SECN)	8 p.m.
Sat	21	* ALABAMA (SECN)	5 p.m.
Tue	24	* at Ole Miss (SECN)	6 p.m.
Sat	28	# IOWA STATE (ESPN/2/U)	1 p.m.

February

Wed	1	* LSU (SECN)	8 p.m.
Sat	4	* at Mississippi State (SECN)	5 p.m.
Tue	7	* SOUTH CAROLINA (SECN)	8 p.m.
Sat	11	* at Tennessee (SECN)	5 p.m.
Tue	14	* at Auburn (ESPN/2/U)	6 p.m.
Sat	18	* TEXAS A&M (ESPN2/U)	5 p.m.
Tue	21	* MISSISSIPPI STATE (SECN)	6 p.m.
Sat	25	* at Georgia (SECN)	Noon

March

Wed	1	* at LSU (SECN)	8 p.m.
Sat	4	* OLE MISS (SECN)	2:30 p.m.
	8-12	! SEC Tournament	TBA

* - Southeastern Conference Game
 ! - SEC Tournament (Nashville, Tenn.)
 ~ - Hy-Vee Hoops Border Showdown
 @ - AutoNation Orange Bowl Classic (Sunrise, Fla.)
 ^ - McBride Homes Braggin' Rights (St. Louis, Mo.)
 # - SEC/Big 12 Challenge



MISSOURI TIGERS

12-2, 1-1 SEC

Head Coach: Dennis Gates
 Career Record: 62-42
 Record vs. Vanderbilt: 0-0

AP Rank: No. 20
 Coaches: No. 21



VANDERBILT

8-6, 1-0 SEC

Head Coach: Jerry Stackhouse
 Career Record: 47-60
 Record vs. Mizzou: 1-1

AP Rank: n/a
 Coaches: n/a

MISSOURI vs VANDERBILT

Columbia, Mo. • Mizzou Arena (15,061)
 Saturday, Jan 7 • 11 a.m.

TELEVISION

Station CBS
 Play-by-Play John Sadak
 Analyst Steve Lappas

RADIO

Station Tiger Radio Network
 Satellite XM: 191 / SXM App: 962
 Play-by-Play Mike Kelly
 Analyst Chris Gervino

SERIES HISTORY

Overall Missouri, 8-7
 at Missouri Missouri, 6-0
 Under Dennis Gates First Meeting
 Last Meeting Vanderbilt 70, Mizzou 62 (2/8/22)
 Last 10 Games Missouri, 6-4

MEDIA INFORMATION

Basketball SID Jason Veniskey
 Office (573) 882-7826
 Cell (585) 615-5316
 E-mail jveniskey@mizzou.edu

The Missouri Strategic Communications staff is available to assist home and visiting media. Contact Jason Veniskey for credentials, releases, statistics or general basketball info and for assistance arranging interviews with players and/or coaches.

Back in Columbia for its first home game as a nationally-ranked school this season, the No. 20 Missouri men's basketball team hosts Vanderbilt on Saturday for an 11 a.m. tipoff on CBS.

KEY MIZZOU NUMBERS

2.79

D'Moi Hodge ranks fourth in the country with 2.79 steals per game – which is also the highest rate in school history.

3

The Tigers are aiming for a 2-1 start through three SEC games for just the third time in their 11 years in the league.

3.47

Nick Honor is ninth in DI with an assist-to-turnover ratio of 3.47, while posting 15 assists to just one turnover in the last three games versus ranked teams.

6

Mizzou has won all six games with Vanderbilt in Columbia, including all four SEC contests.


7

The Tigers are a perfect 12-0 this season with at least seven made 3-pointers but 0-2 with fewer in a game.

70

MU has won its last 15 games when scoring 70 points just one of its last 21 with fewer.

MISSOURI'S LAST GAME STARTERS




10 HONOR
Gr • PG

10.1 PPG

3.7 APG

48.4 FG%

45.0 3P%




2 GOMILLION
Gr • G

5.8 PPG

3.0 RPG

2.2 APG

53.6 FG%



5 HODGE
Gr • G

15.8 PPG

2.8 SPG

51.9 FG%

41.0 3P%




13 DEGRAY III
Jr • F

2.6 PPG

2.0 RPG

0.6 SPG

42.3 FG%



24 BROWN
Sr • F

15.3 PPG

5.4 RPG

59.7 FG%

45.7 3P%


PHOTO ROSTER



0 Mohamed Diarra
Jr • F • 6-10 • 215
Montreuil, France



1 Kaleb Brown
So • G • 6-7 • 250
Huntsville, Ala.



2 Tre Gomillion
Gr • G • 6-4 • 210
Augusta, Ga.



4 DeAndre Gholston
Gr • G • 6-5 • 215
Gary, Ind.



5 D'Moi Hodge
5Yr • G • 6-4 • 180
Tortola, BVI



10 Nick Honor
Gr • PG • 5-10 • 200
Orlando, Fla.



11 Isiaih Mosley
Sr • G • 6-5 • 205
Columbia, Mo.



12 Jackson Francois
Fr • G • 6-5 • 160
Las Vegas, Nev.




13 Ronnie DeGray III
Jr • F • 6-6 • 225
Parker, Colo.



23 Aidan Shaw
Fr • F • 6-8 • 195
Overland Park, Kan.



24 Kobe Brown
Sr • G/F • 6-8 • 250
Huntsville, Ala.



31 Ben Sternberg
Gr • G • 6-0 • 165
Cleveland, Ohio



35 Noah Carter
Sr • F • 6-6 • 235
Dubuque, Iowa



45 Mabor Majak
Jr • C • 7-2 • 245
Juba, South Sudan



55 Sean East II
Sr • PG • 6-3 • 180
Louisville, Ky.

2022-23 MISSOURI TIGERS ROSTER

#	Name	Pos	Yr	Ht	Wt	Hometown/Last School
0	Mohamed Diarra	F	Jr.	6-10	215	Montreuil, France / Garden City
1	Kaleb Brown	G	So.	6-7	250	Huntsville, Ala. / Lee
2	Tre Gomillion	G	Gr.	6-4	210	Augusta, Ga. / Cleveland State
4	DeAndre Gholston	G	Gr.	6-5	215	Gary, Ind. / Milwaukee
5	D'Moi Hodge	G	Gr.	6-4	180	Tortola, British Virgin Islands / Cleveland State
10	Nick Honor	PG	Gr.	5-10	200	Orlando, Fla. / Clemson
11	Isiaih Mosley	G	Sr.	6-5	205	Columbia, Mo. / Missouri State
12	Jackson Francois	G	Fr.	6-5	160	Las Vegas, Nev. / Bishop Gorman
13	Ronnie DeGray III	F	Jr.	6-6	225	Parker, Colo. / Massachusetts
23	Aidan Shaw	F	Fr.	6-8	195	Overland Park, Kan. / Blue Valley
24	Kobe Brown	G/F	Sr.	6-8	250	Huntsville, Ala. / Lee
31	Ben Sternberg	G	Gr.	6-0	165	Cleveland, Ohio / Cleveland State
35	Noah Carter	F	Sr.	6-6	235	Dubuque, Iowa / Northern Iowa
45	Mabor Majak	C	Jr.	7-2	245	Juba, South Sudan / Cleveland State
55	Sean East II	PG	Sr.	6-3	180	Louisville, Ky. / John A. Logan

MISSOURI COACHING & SUPPORT STAFF



Dennis Gates
Whitten Family Men's Basketball Head Coach
California '01
Overall Record: 62-42 (Fourth year)
Record at Mizzou: 12-2 (First year)



Charlton "C.Y." Young
Associate Head Coach



David "Dickey" Nutt
Assistant Coach



Kyle Smithpeters
Assistant Coach

Support Staff

Ryan Sharbaugh, Special Asst. to Head Coach	Sean Conaty, Director of Athletic Perf.
Matt Cline, Chief of Staff	Dalon King, Scouting Coordinator
Michael Fly, Director of Scouting & Analytics	Perin Foote, Player Development Coord.
Chase Goldstein, Director of Operations	Chris Perrin, Asst. Director of Sports Medicine

PRONUNCIATION GUIDE

Name	Pronunciation
Mohamed Diarra	DEE-r-ah
D'Moi Hodge	DA-moy
Jackson Francois	FRAN-swa
Mabor Majak	ma-BORE MA-jock

BY THE NUMBERS

Mizzou	Stats	Vanderbilt
87.3	<<< Scoring	70.9
50.7	<<< FG Pct	43.3
36.9	<<< 3FG Pct	33.5
74.4	<<< FT Pct	67.8
32.2	Rebounds >>>	37.9
19.4	<<< Assists	12.8
12.1	<<< Turnovers	12.6
74.6	Scoring Def. >>>	66.9
43.9	FG% Def. >>>	41.4
35.6	3FG% Def. >>>	29.9
3.3	Blocks >>>	5.7
12.1	<<< Steals	5.0

SERIES FACTS & FIGURES

All-Time Series Missouri, 8-7
 at Missouri Missouri, 6-0
 at Vanderbilt Vanderbilt, 6-2
 Neutral Site Vanderbilt, 1-0
 SEC Tournament n/a

Current Streak Vanderbilt, 1
 Last 10 Games Missouri, 6-4

Missouri Superlatives

Most Points 85, 12/8/10
 Fewest Points Allowed 52, Two Times
 Largest Win 22, 1/26/13

Vanderbilt Superlatives

Most Points 89, 12/2/09
 Fewest Points Allowed 53, 2/21/15
 Largest Win 23, 2/21/15

SERIES RESULTS

12/8/58	H	W, 78-72	2/21/15	A	L, 53-76
12/23/61	A	L, 65-77	2/10/16	A	L, 71-86
11/29/86	N	L, 54-69	2/11/17	H	W, 72-52
12/2/09	A	L, 83-89	2/27/18	A	W, 74-66
12/8/10	H	W, 85-82	2/2/19	H	W, 77-67
1/26/13	H	W, 81-59	2/26/20	A	W, 61-52
1/16/14	A	L, 75-78	2/8/22	A	L, 62-70
2/19/14	H	W, 67-64			

TIGERS VS COMMODORES

No.	Player	GP	Pts	Reb	Asst	Other
0	Mohamed Diarra	0	--	--	--	--
1	Kaleb Brown	1	7.0	3.0	3.0	66.7 3P%
2	Tre Gomillion	0	--	--	--	--
4	DeAndre Gholston	0	--	--	--	--
5	D'Moi Hodge	0	--	--	--	--
10	Nick Honor	0	--	--	--	--
11	Isiah Mosley	0	--	--	--	--
12	Jackson Francois	0	--	--	--	--
13	Ronnie DeGray III	1	7.0	4.0	3.0	3.0 SPG
23	Aidan Shaw	0	--	--	--	--
24	Kobe Brown	2	6.5	6.5	0.5	33.3 FG%
31	Ben Sternberg	0	--	--	--	--
35	Noah Carter	0	--	--	--	--
45	Mabor Majak	0	--	--	--	--
55	Sean East II	0	--	--	--	--

PROMOTIONS

- The first 1,000 fans at Saturday's game will receive a free Mizzou Arena replica.
- Country artist Roman Alexander is also set to perform at halftime.

ABOUT THE TIGERS

- Missouri is 12-2 during the 2022-23 season with a 1-1 record in SEC play. Mizzou is ranked No. 20 in the AP poll and No. 21 in the coaches poll.
- The Tigers are coming off three-straight games against nationally-ranked foes, emerging with a 2-1 record in those three contests.
- Five Mizzou players average in double figures – led by **D'Moi Hodge** with 15.8 points per game.
- Senior **Kobe Brown** isn't far behind with 15.3 points to go with a team-leading 5.4 rebounds.
- **Nick Honor** leads the Tigers with 3.7 assists.
- Mizzou ranks fourth nationally with 87.3 points per game, while allowing 74.6 on defense.

ABOUT THE COMMODORES

- Vanderbilt owns an 8-6 record, winning its last three games overall.
- The Commodores won their SEC opener on Tuesday, posting an 84-79 overtime win against South Carolina.
- Liam Robbins leads Vanderbilt with 12.6 points, 5.9 rebounds and 3.1 blocks per game.
- Myles Stute (11.0) and Tyrin Lawrence (10.4) also average in double figures.
- Ezra Manjon has a team-leading 3.1 assists.
- The Commodores are averaging 70.9 points per game with a scoring defense of 66.9.

SERIES HISTORY

- Missouri owns a slight 8-7 edge in the all-time series with Vanderbilt.
- MU has won all six games versus the Commodores in Columbia, including all four SEC meetings.
- Vanderbilt ended Mizzou's four-game winning streak in the series last year with a 70-62 win in Nashville.

STRONG STARTS

- The Tigers are currently enjoying one of their best starts in years.
- Mizzou is 12-2 to open the season for the first time in nine years and the 11th time overall in the past 40 seasons.
- Of the 10 previous times the Tigers won at least 12 of their first 14 games, 11 resulted in NCAA Tournament bids.
- With a win on Saturday, Mizzou will improve to 13-2 for just the ninth time in the last 40 seasons, while moving to 2-1 in SEC play for just the third time in its 11 seasons in the conference (joining the 2012-13 and 2017-18 teams).

RANKED TIGERS

- With its 12-2 start to the 2022-23 campaign, Mizzou is now ranked for the first time this year.
- The Tigers entered the national rankings on Monday at No. 20 in the AP poll and No. 21 in the coaches poll.
- MU is ranked for the first time since an 11-week run ended in February 2021.

NO. 4 IN SCORING OFFENSE

- One of the biggest keys to success this season for Mizzou is owning a top scoring attack.
- Mizzou enters the game ranked fourth nationally with an offense of 87.3 points.

Top Scoring Offense

1. James Madison	89.7	3. Arizona	88.7
2. Southern Utah	89.5	4. Missouri	87.3

TARGETING 70 POINTS

- While the Tigers are averaging nearly 90 points this season, the magic number is just 70 for MU.
- The Tigers have won their last 15 games when scoring at least 70 points, including a perfect 11-0 mark this season.
- On the opposite end, Mizzou is just 1-2 this year when held under the target – losing 20 of its last 21 games overall with 69 or fewer points.

TRIPLE SUCCESS

- Missouri's performance beyond the 3-point arc has largely been a key to success.
- One of the nation's top 3-point shooting teams, Mizzou is ranked 18th in the country with 9.7 triples per game and 64th with a percentage of 36.9 – placing second in the SEC in both.
- The Tigers are a perfect 12-0 this season with at least seven made 3-pointers (shooting 37.6 percent) but have made just six in each of its two defeats this year (shooting 30.8 percent).

DEPTH IN NUMBERS

- Behind MU's attack is a number of weapons.
- Nine Tigers have scored in double figures this year, while Mizzou is just one of 14 schools in the country to feature five players averaging at least 10.0 points.
- Additionally, the Tigers are one of just 11 Division I teams to feature seven different players that have led the team in scoring.

FIRST-HALF BLITZ

- Mizzou has made a habit to start strong this year.
- MU has led by at least 10 points at some point in the first half in 10-of-14 games, while not trailing at any time in the second half in 10 of its 12 wins.
- In fact, in their last three games against ranked teams, the Tigers have led by an average of 13.0 points after 15 minutes of action (30.3 to 17.3).

QUICK FACTS

BASIC INFORMATION

Location Columbia, Mo.
 Founded 1839
 Enrollment 31,121
 Nickname Tigers
 Colors Black & Gold
 Mascot Truman the Tiger
 Conference Southeastern Conference
 Chancellor Mun Choi
 Director of Athletics Desiree Reed-Francois
 Faculty Athletic Rep Pamela Bruzina
 Official Website MUTigers.com

HOME ARENA

Arena Mizzou Arena
 Court Norm Stewart Court
 Capacity 15,061
 Opened 2004

TEAM INFORMATION

2021-22 Final Record 12-21 (.364)
 SEC Record/Finish 5-13 / 11th
 SEC Tournament 1-1
 Postseason n/a
 Lettermen Returning/Lost 3/9
 Starters Returning/Lost 1/4
 Newcomers 12
 Social Media @MizzouHoops

MIZZOU HISTORY

First Season 1906-07
 All-Time Record * 1,670 - 1,213 (.579)
 All-Time SEC Record * 55 - 116 (.324)
 Conference Regular-Season Titles 15
 1918, 1920, 1921, 1922, 1930, 1939, 1940, 1976, 1980,
 1981, 1982, 1983, 1987, 1990, 1994
 Conference Tournament Titles Eight
 1978, 1982, 1987, 1989, 1991, 1993, 2009, 2012
 NCAA Tournaments * 27
 1944, 1976, 1978, 1980, 1981, 1982, 1983, 1986, 1987,
 1988, 1989, 1990, 1992, 1993, 1994*, 1995, 1999,
 2000, 2001, 2002, 2003, 2009, 2010, 2011, 2012, 2013,
 2018, 2021

* - record reflects 23 vacated wins from the 2013-14 season (nine SEC victories) and three vacated tournament wins from 1993-94 season

DEFENSIVE DISRUPTION

- On the defensive end, the Tigers have excelled forcing turnovers en route to their strong start.
- The Tigers currently rank second in the country with 12.1 steals per game, while placing eighth overall by forcing 19.2 turnovers per game.

Steals Per Game Leaders

1. Morgan State	12.4	3. James Madison	11.6
2. Missouri	12.1	4. Iowa State	10.7

- MU posted at least 14 steals in six-straight games from Nov. 15 to Dec. 4 – its longest run of at least 12 swipes in school history.

A THEFT IN HODGE

- The 2022 Horizon League Defensive Player of the Year, **D'Moi Hodge** is replicating his success at MU.
- Through 14 contests, Hodge is first in the SEC and fourth nationally with 2.79 steals per game.
- In fact, Hodge is on pace to set the Mizzou single-season record as his 2.79 steals per game is the best in MU history.

Steals	Year	GP	Steals	SPG
1. D'Moi Hodge	2022-23	14	39	2.79
2. Steffon Hannah	2006-07	30	72	2.40
3. Lynn Hardy	1986-87	34	76	2.24

- Hodge currently ranks seventh among active Division I players with a career mark of 2.14 steals per game.

TEMPO TEMPO

- One of the biggest changes in the Tigers' attack this season that has led to an increased scoring offense is in its tempo.
- MU ranks 36th nationally in adjusted tempo with 71.6 possessions per game, while placing 34th with 15.8 seconds per offensive possession.
- Missouri hasn't ranked in the top 100 nationally in tempo since 2012-13 (94th) and in the top 50 since 2010-11 (14th).

NO. 5 NATIONALLY IN ASSISTS

- Another area where the Tigers rank among the nation's elite is in assists.
- Mizzou currently ranks fifth of 363 schools nationally with 19.4 assists per game.

Assists Per Game Leaders

1. Xavier	21.0	4. Furman	19.7
2. Arizona	20.4	5. Missouri	19.4
3. Cornell	20.0	6. Marshall	19.3

- The Tigers recorded at least 20 assists in the first seven games of the season – the team's longest streak in school history.

ASSISTS WITHOUT TURNOVERS

- Perhaps what is most impressive about the Mizzou's high assist number is doing it while limiting turnovers.
- MU is second in the SEC with 12.1 turnovers per

game and ninth in the country with an assist-to-turnover ratio of 1.59.

- Five times, MU has recorded at least 10 more assists than turnovers – including its last ranked wins versus Illinois and Kentucky when it totaled 42 assists to just 18 turnovers (2.33 ratio).

NICK HONOR ASSISTS

- Graduate student **Nick Honor** has led the charge from the point-guard position this year and the Tigers' ability to record assists without turnovers.
- Honor ranks ninth nationally with an assist-to-turnover ratio of 3.47, while placing eighth in the SEC with 3.7 assists per game.
- In fact, during the Tigers' last three games versus ranked opposition, Honor totaled 15 assists to just one miscue – playing the last 82:56 without a single turnover.

NO. 4 IN TURNOVER MARGIN

- With MU's ability to limit turnover on its end and cause miscues on the defensive end, Mizzou has been able to take advantage on the scoreboard.
- The Tigers rank fourth nationally with a turnover margin of +7.1.

Turnover Margin Leaders

1. UNLV	+8.0	3. Iowa State	+7.3
2. UCLA	+7.5	4. Missouri	+7.1

- The Tigers have won or tied the turnover battle in 13-of-14 games this season, including six games by at least 10 turnovers.
- It has led to MU posting a 348-180 advantage in points off turnovers (average of 24.9 to 12.9).

FASTBREAK POINTS

- An increased tempo, strong passing team and one that forces turnovers is a recipe for high fastbreak numbers.
- Missouri is averaging 19.0 points per game via fastbreak – ranking third nationally.
- In fact, 21.8 percent of team team's points this season have come via the fastbreak.
- The Tigers have outscored their opponent in fastbreak points by a total margin of 266-127 (average of 19.0 to 9.1).

SHOOTING 50 PERCENT

- One reason for the Tigers' strong start offensively is due to efficient and effective shooting.
- MU leads the SEC and is fifth in the country in overall field goal percentage (50.7) and seventh in effective field goal percentage (58.4).
- In fact, Mizzou has made at least 50 percent of its field goals in 7-of-14 games this season, going a perfect 7-0 in those matchups.
- Despite being just 14 contests into the year, it is already the most times MU has made at least half of its baskets since doing so nine times during the 2017-18 campaign.

SPECIALTY STATS

Opp.	Off TO	Paint	2nd Ch	Fast Br	Bench
S. Indiana	22	50	15	22	37
Penn	29	24	14	10	19
Lindenwood	20	50	6	15	24
SIUE	26	64	22	21	44
MVSU	27	42	6	21	27
Coastal Car.	32	42	7	28	39
HCU	33	62	8	26	29
Wichita St.	29	48	15	26	27
SEMO	29	44	7	31	29
Kansas	15	28	4	10	10
UCF	18	14	5	10	22
Illinois	33	42	13	18	20
Kentucky	14	34	11	17	33
Arkansas	21	28	8	11	29
TOTAL	348	572	141	266	389
Avg	24.9	40.9	10.1	19.0	27.8

LARGEST LEADS & DEFICITS

Victory	38, vs. Coastal Carolina, 11/23
Defeat	29, vs. Kansas, 12/10
Lead	41, vs. SIUE (11/15)
Lead Blown	17, at Arkansas (1/4)
Lead in Loss	17, at Arkansas (1/4)
Halftime Lead	24, 2x (last vs. Illinois, 12/22)
Halftime Lead Blown ...	7, 2x (last at Arkansas, 1/4)
Halftime Lead in Loss	7, at Arkansas, 1/4
Deficit	29, vs. Kansas, 12/10
Deficit Overcome	10, 2x (last vs. UCF, 12/17)
Deficit in Win	10, 2x (last vs. UCF, 12/17)
Halftime Deficit	17, vs. Kansas, 12/10
Halftime Deficit Overcome	1, vs. UCF, 12/17
Halftime Deficit in Win	1, vs. UCF, 12/17

ACTIVE CAREER LEADERS

Games Played	Tre Gomillion	104
.....	Kobe Brown/Nick Honor	103
Games Started	Kobe Brown	99
.....	Tre Gomillion	94
Minutes	Nick Honor	2,962
.....	Tre Gomillion	2,799
Points	Isiah Mosley	1,497
.....	Nick Honor	1,081
3-Pointers	Nick Honor	174
.....	D'Moi Hodge	143
Rebounds	Kobe Brown	601
.....	Isiah Mosley	493
Assists	Sean East II	282
.....	Nick Honor	279
Blocks	Kobe Brown	57
.....	D'Moi Hodge	46
Steals	D'Moi Hodge	152
.....	Nick Honor	119
Field Goal Pct.	Aidan Shaw	54.1
.....	Tre Gomillion	49.9
3-Point Pct.	Isiah Mosley	40.1
.....	Nick Honor	35.2
FT Pct.	Isiah Mosley	86.9
.....	Nick Honor	83.2

1,000-POINT CLUB

- Four active Tigers have reached the 1,000-point mark during their career, while another three have their eyes on the target.
- Seniors **Nick Honor**, **Noah Carter** and **Kobe Brown** all reached the number this season, joining **Isiah Mosley** in the 1,000-point club.
- Three additional Tigers are also within 60 points of the number.

Career Points	Leaders	Points	Date Reached 1K
Isiah Mosley		1,497	Jan. 2, 2022
Nick Honor		1,081	Nov. 23, 2022
Noah Carter		1,021	Dec. 17, 2022
Kobe Brown		1,010	Jan. 4, 2023
D'Moi Hodge		974	--
DeAndre Gholston		957	--
Tre Gomillion		945	--

RANKED WINS

- A large reason why MU earned its first spot in the national poll was due to a pair of recent top-20 wins against No. 16 Illinois and No. 19 Kentucky.
- It marks the first time the Tigers defeated a nationally-ranked school in back-to-back games since the 2009 NCAA Tournament and the first time in the regular season since 2001-02.

DOMINANT VICTORIES

- Not only did Mizzou win consecutive games over ranked foes but it did so in dominant fashion, defeating the Illini (93-71) and Wildcats (89-75) by a combined 36 points.
- The 22-point win over Illinois is its biggest over its rival (previous high was 18 in 1994), while also marking MU's largest win over a ranked team since a 92-53 victory versus No. 20 Cal in 2011.
- Mizzou then scored 89 points in the win versus UK – the most allowed by a John Calipari-coached Kentucky team in SEC play (228 games).

A PAIR OF 30 PIECES

- The key for Mizzou's nationally-ranked wins was the performance of senior **Kobe Brown**.
- Brown scored 61 points in the two victories – shooting 60.6 percent from the field (20-33) and 58.3 percent from 3-point range (7-12).
- The senior is the first Tiger with back-to-back 30-point games since Thomas Gardner in 2005-06.
- In fact, Brown is just the third Division I player in the last 25 years to score at least 30 points in back-to-back wins against ranked teams – joining Davidson's Stephen Curry (2007-08) and Iowa's Matt Gatens (2011-12).

WEEKLY HONORS

- After its back-to-back impressive wins, the Tigers and **Kobe Brown** both collected accolades.
- The Tigers were named Team of the Week on Dec. 26 by NCAA.com and Andy Katz and on Jan. 2 by ESPN.

- Brown collected both Lute Olson Award National Player of the Week and SEC Player of the Week accolades on Dec. 26, while being named Field of 68 National Player of the Week on Jan. 2.

WHAT CAN BROWN DO FOR YOU?

- Overall, **Kobe Brown** has done a little bit of everything for the Tigers this year.
- Brown is second on MU with 15.3 points and first with 5.4 boards, while adding 2.6 assists and 1.2 steals per game.
- The senior had his most impressive game against Illinois, scoring a MU Braggin' Rights-record 31 points to go with a career-best eight assists – the first Tiger with 30 points and eight helpers in a game since Clarence Gilbert in 2001.

HIGH SHOOTING MARKS FOR BROWN

- Senior **Kobe Brown** has been one of the most efficient players for the Tigers this year.
- Brown ranks second in the SEC and 34th in the country with a field goal percentage of 59.7, while also adding a 3-point clip of 45.7.
- In fact, Brown is one of only seven players (three from power conferences) shooting at least 55 percent from the field (5.0 FGM per game) and 40 percent from 3-point range (1.0 3PM per game).

SHOOTING IMPROVEMENT

- Senior **Kobe Brown** has shown a tremendous amount of improvement during his career with his shooting touch.
- Brown has raised his shooting percentage by 13.8 percent from his first three years, while increasing his 3-point mark by 22.0 percent.

Kobe Shooting	First 3 Years	2022-23
Field Goals	293-639 45.9	77-127 59.7
3-Pointers	49-207 23.7	16-35 45.7

TRANSFER SUCCESS

- The new coaching staff has taken advantage of the transfer portal during their short time on campus.
- Players with past Division I experience and in their first year at Mizzou are accounting for 75.5 percent of its points, 66.3 percent of rebounds, 82.7 percent of assists, 45.7 percent of blocks and 81.1 percent of steals.

Class Stats	Pts	Rebs	Asts	Blks	Stls
Transfers	922	274	224	21	137
Returners	251	103	44	16	28
First-Year Players	49	36	3	9	4

STATISTIC RANKINGS

Team	Stat	SEC	NCAA
Scoring Offense	87.3	1st	4th
Field Goal Pct.	50.7	1st	5th
Effective Field Goal Pct.	58.4	1st	7th
3-Point FG Per Game	9.7	2nd	18th
3-Point Pct.	36.9	2nd	64th
Free Throw Pct.	74.4	2nd	58th
Offensive Rebounds	10.4	11th	180th
Assists	19.4	1st	5th
Turnovers Per Game	12.1	2nd	99th
Fastbreak Points	19.0	1st	3rd

Scoring Defense	74.6	14th	305th
Field Goal Pct. Def.	43.9	13th	237th
3-Point Pct. Def.	35.6	13th	285th
Defensive Rebounds	21.8	14th	343rd
Blocks	3.3	11th	174th
Steals	12.1	1st	2nd
Turnovers Forced	19.2	1st	8th
Scoring Margin	+12.6	3rd	31st
Rebounds Per Game	32.2	14th	318th
Rebound Margin	-3.9	14th	318th
Assist-Turnover Ratio	1.59	1st	9th
Turnover Margin	+7.1	1st	4th
Fouls Per Game	18.7	11th	295th

Individual	Stat	SEC	NCAA
Points Per Game			
D'Moi Hodge	15.8	6th	176th
Kobe Brown	15.3	8th	216th

Field Goal Percentage	Stat	SEC	NCAA
Kobe Brown	59.7	1st	34th
D'Moi Hodge	51.9	5th	94th

3-Point Field Goals Per Game	Stat	SEC	NCAA
D'Moi Hodge	2.93	2nd	38th

3-Point Percentage	Stat	SEC	NCAA
D'Moi Hodge	41.0	3rd	48th

Free-Throw Percentage	Stat	SEC	NCAA
Kobe Brown	80.9	6th	167th

Assists Per Game	Stat	SEC	NCAA
Nick Honor	3.7	8th	184th

Assist/Turnover Ratio	Stat	SEC	NCAA
Nick Honor	3.47	1st	9th

Steals Per Game	Stat	SEC	NCAA
D'Moi Hodge	2.79	1st	4th
Nick Honor	2.21	7th	34th

as of Jan. 4

SEC STANDINGS

School	SEC			Overall			Home	Away	Neutral
	W	L	Pct.	W	L	Pct.			
Alabama	2	0	1.000	12	2	.857	7-0	3-0	2-2
Tennessee	2	0	1.000	12	2	.857	7-0	1-1	4-1
Georgia	1	0	1.000	11	3	.786	9-0	0-2	2-1
Texas A&M	1	0	1.000	9	5	.643	6-1	2-1	1-3
Vanderbilt	1	0	1.000	8	6	.571	6-3	1-1	1-2
Arkansas	1	1	.500	12	2	.857	9-0	0-1	3-1
LSU	1	1	.500	12	2	.857	9-0	0-1	3-1
Missouri	1	1	.500	12	2	.857	9-1	1-1	2-0
Auburn	1	1	.500	11	3	.786	8-0	1-2	2-1
Kentucky	1	1	.500	10	4	.714	9-0	0-2	1-2
Mississippi State	0	2	.000	11	3	.786	6-1	1-1	4-1
Ole Miss	0	2	.000	8	6	.571	6-3	0-2	2-1
Florida	0	2	.000	7	7	.500	4-3	1-1	2-3
South Carolina	0	1	.000	7	7	.500	6-0	1-3	0-4

HIGH-SCORING TRANSFER

- Graduate transfer **D'Moi Hodge** is one that is making quite the first impression at Mizzou.
- Hodge leads MU with 15.8 points per game – the third-highest total by a Tiger in his first year at MU during the shot-clock era (last 38 seasons).

Highest Scoring First-Year Players (Shot Clock Era)

Player	Prev. School	Year	Points
1. Jordan Clarkson	Tulsa	2013-14	17.5
2. Kassius Robertson	Canisius	2017-18	16.3
3. D'Moi Hodge	Cleveland St.	2022-23	15.8

- Hodge also leads the Tigers with 2.8 steals, while adding 3.9 rebounds and 2.1 assists.

HIGH RANKS FOR HODGE

- Steals aren't the only thing that **D'Moi Hodge** ranks highly in.
- In addition to leading the SEC in steals, Hodge is sixth in points (15.8), fifth in field goal percentage (51.9), third in 3-point percentage (41.0) and second in 3-point makes per game (2.93).

NEW SEC COACHES

- Coach **Dennis Gates** is among a group of six new coaches at SEC schools, currently tied for first with a 12-2 start to his tenure.

New SEC Coaches	School	Record	Pct.
Dennis Gates	Missouri	12-2	.857
Matt McMahon	LSU	12-2	.857
Mike White	Georgia	11-3	.786
Chris Jans	Mississippi State	11-3	.786
Todd Golden	Florida	7-7	.500
Lamont Paris	South Carolina	7-7	.500

- Gates won his first nine games at Mizzou – the fourth-best start by a Tigers coach in school history and the fourth-best start by an SEC coach during the shot-clock era.

Best Start (SEC)	School	Year	Start
1. John Calipari	Kentucky	2009-10	19-0
2. Chris Jans	Mississippi State	2022-23	11-0
3. Jerry Green	Tennessee	1997-98	10-0
4. Dennis Gates	Missouri	2022-23	9-0

FIRST RANKING FOR GATES

- With the Tigers entering the national rankings this week, it marks the first time **Dennis Gates** has earned a ranking as head coach.
- Gates becomes just the second Tiger coach to earn a spot in his debut season since the AP poll was introduced. He joins Frank Haith in 2011-12 among the eight eligible Mizzou coaches.

GHOLSTON GAME WINNER

- The Tigers improved to 10-1 thanks to a buzzer-beating winner from senior **DeAndre Gholston** on Dec. 17 versus UCF.
- The graduate student sunk a near 40-footer as time expired to lead Mizzou to the 68-66 win.
- The winner ranked as the No. 2 play of the day on SportCenter's Top 10.
- It is the second game-winner for Gholston during his college career with, ironically, the first coming against Coach Gates and Cleveland State – a layup with 3.2 seconds left in a 81-80 win (Jan. 23, 2021).
- Gholston is fourth on the team with 10.3 points per game, averaging 12.5 in his last four games coming off the bench.

ADVANCED METRICS LEADERS

- A number of Tigers rank among the best in advanced metrics this season.
- D'Moi Hodge** is 11th nationally in offensive rating (136.0), while **Nick Honor** is 13th (135.0) and **Kobe Brown** is 53rd (127.5).
- The trio also ranks in the top 50 in effective field goal percentage – Brown is 27th (65.7), Hodge is 30th (65.3) and Honor is 49th (63.2).
- Overall, Mizzou is third in the country with 1.179 points per offensive possession.

MIZZOU RECORD WHEN...

	2022-23	Streak
Overall	12-2	L1
Home	9-1	W1
Road	1-1	L1
Neutral	2-0	W2
SEC Games	1-1	L1
Home	1-0	W2
Road	0-1	L5
Non-Conference	11-1	W2
Home	8-1	L1
Road	1-0	W1
Neutral	2-0	W2
vs. Ranked Teams	2-2	L1
vs. Unranked Teams	10-0	W10
November	8-0	W9
December	4-1	W3
January	0-1	L4
February	--	L5
March	--	L1
Monday	1-0	W2
Tuesday	2-0	W2
Wednesday	2-1	L1
Thursday	1-0	W1
Friday	1-0	W1
Saturday	2-1	W1
Sunday	3-0	W3
Leading at Halftime	10-1	L1
Trailing at Halftime	1-1	W1
Tied at Halftime	1-0	W2
Leading w/ 5:00 Left	11-0	W14
Trailing/Tied w/ 5:00 Left	1-2	L2
Overtime	1-0	W2
Decided by less than 5 points	2-0	W2
Decided by 5-9 points	3-1	L1
Decided by 10 or more points	7-1	W2
Scoring 100+ Points	2-0	W46
Scoring 90-99	4-0	W20
Scoring 80-89	5-0	W7
Scoring 70-79	--	W4
Scoring 60-69	1-2	L1
Scoring 59 or less	--	L11
Opponent scores 100+	--	L7
Opp. Scores 90-99	1-1	L1
Opp. Scores 80-89	4-0	W4
Opp. Scores 70-79	2-1	L1
Opp. Scores 60-69	3-0	W5
Opp. Scores 59 or less	2-0	W2
Missouri FG% ≥ 50.0	7-0	W10
Opp. FG% ≥ 50.0	2-1	L1
Missouri FG% < 40.0	--	L10
Opp. FG% < 40.0	4-0	W4
MU Outshoots Opp.	9-0	W11
Opp. Outshoots MU	3-2	L2
Attempts More FTs	5-1	W1
Attempts Fewer FTs	7-1	L1
FTs Even	--	L1
Outrebound Opponent	2-0	W2
Outrebounded	10-2	L1
Rebounds Equal	--	L1
Commits Fewer Turnovers	11-1	L1
Commits More Turnovers	0-1	L2
Turnovers Even	1-0	W1
Commits Fewer Fouls	5-0	W6
Commits More Fouls	7-2	L1
Fouls Even	--	W3

BUILDING A RESUME

- Nearly halfway through the 2022-23 season, the Tigers have put together a nice resume so far.
- Mizzou is one of just 20 teams in the nation with at least two quad one wins and four combined quad one and quad two victories.
- Only Alabama and Tennessee (six each) have more wins in the top two quads from the SEC than Missouri.
- Overall, the Tigers rank 32nd in the latest NET ratings.

EFFICIENT INSIDE

- Another area where Mizzou has been successful is scoring inside.
- Missouri ranks third nationally by making 60.6 percent of its 2-point baskets.
- **D'Moi Hodge** leads MU and ranks 21st nationally with 72.2 percent shooting inside the arc.

DOUBLING UP

- Senior **Kobe Brown** highlighted the season-opening win versus Southern Indiana.
- Brown recorded his eighth-career double-double in the victory with 20 points and 14 rebounds.
- The senior is just the second Tiger in the last 17 years to register a double-double in the season opener (also Mark Smith in 2018-19).
- Brown is also the first Mizzou player to collect at least 20 points and 10 boards in the opener since Kareem Rush had 24 points and 15 boards versus Savannah State to open the 2000-01 campaign.
- Brown leads Mizzou in rebounding this season (5.4), while ranking second in points (15.3).

ALL-CONFERENCE PLAYERS

- Despite returning only three players from last year's team, Missouri features an experienced roster with numerous accolades.
- Five Tigers earned all-conference honors in their respective leagues last season – **Kobe Brown** (second-team All-SEC), **Noah Carter** (second-team All-MVC), **Tre Gomillion** (third-team All-Horizon), **D'Moi Hodge** (first-team All-Horizon) and **Isiah Mosley** (first-team All-MVC).

HODGE NAMED SEC POTW

- Graduate student **D'Moi Hodge** was the first Tiger to earn SEC Player of the Week honors, collecting the accolade on Nov. 21.
- Hodge led MU to a 2-0 week, averaging 24.0 points, 5.5 rebounds and 5.0 steals per game.
- He scored 30 points in the win over SIUE before adding 18 points and a career-best six steals versus MVSU.

PRESEASON ALL-SEC

- Senior **Kobe Brown** was recognized as one of the top players in the SEC by earning first-team preseason all-conference honors as voted on by the league's coaches.
- Brown is the first Tiger in five years to collect the first-team accolade – Michael Porter, Jr. earned the honor prior to the 2017-18 season.
- A second-team All-SEC selection last season, Brown led MU in scoring (12.5 per game), rebounds (7.6) and steals (40), while ranking second in assists (81).

DEBUT SEASON FOR GATES

- After leading Cleveland State to a successful three-year run, **Dennis Gates** is in his first season as the Missouri Whitten Family Head Coach.
- Gates becomes the 20th head coach in 117 years of Missouri basketball.
- In his three years with the Vikings, Gates posted a 50-40 overall record – including a 39-19 mark the last two years and two regular-season Horizon League titles, one Horizon League Tournament championship and one NCAA Tournament trip.
- Gates was named Horizon League Coach of the Year following both the 2019-20 and 2020-21 seasons.

BUILDING A STAFF

- Joining **Dennis Gates** on the bench is a veteran staff that includes multiple years of head coaching experience.
- All three bench assistants have enjoyed time leading a college program: **Charlton "C.Y." Young** (Georgia Southern, 2009-13), **David "Dickey" Nutt** (Arkansas State, 1995-08; Southeast Missouri State, 2009-15) and **Kyle Smithpeters** (John A. Logan CC, 2012-22).
- Additionally, director of scouting and analytics **Michael Fly** spent the last four seasons as head coach at Florida Gulf Coast (2018-22).

OH CAPTAIN! MY CAPTAIN!

- Four Tigers are set to serve as team captains during the 2022-23 campaign.
- Graduate students **Tre Gomillion**, **Nick Honor** and **Ben Sternberg** plus senior **Kobe Brown** are all set to take on the top leadership roles with Mizzou this season.

TIGER RADIO NETWORK

City	Call Letters	Station
Ava	KKOZ	92.1 FM
Ava	KKOZ	1430 AM
Bethany	KAAN	95.5 FM
Cameron	KMRN	99.3 FM
Cameron	KMRN	1360 AM
Cape Girardeau	KGIR	93.5 FM
Cape Girardeau	KGIR	1220 AM
Caruthersville	KCRV	105.1 FM
Columbia	KCMQ	96.7 FM
Columbia	KTGR	105.1 FM
Columbia	KTGR	1580 AM
Farmington	KREI	800 AM
Festus	KJFF	1400 AM
Hannibal	KHMO	1070 AM
Houston	KBTC	105.7 FM
Houston	KBTC	1250 AM
Joplin	WMBH	101.3 FM
Joplin	WMBH	1560 AM
Kansas City	KMBZ	980 AM
Kennett	KMIS	1050 AM
Kirksville	KTUF	93.7 FM
Marceline	KDWD	99.1 FM
Marshall	KMMO	102.9 FM
Marshall	KMMO	1300 AM
Mexico	KXEO	1340 AM
Moberly	KWIX	1230 AM
Monett	KRMO	990 AM
Monroe City	KWBZ	107.5 FM
Nevada	KNEM	1240 AM
Nevada	KNMO	97.5 FM
Poplar Bluff	KLID	1340 AM
Rolla	KDAA	103.1 FM
Salem	KSMO	1340 AM
Sedalia	KSIS	1050 AM
Springfield	KBFL	96.9 FM
Springfield	KBFL	1060 AM
St. Louis	KTRS	550 AM
Sullivan	KTUI	102.1 FM
Trenton	KTTN	92.3 FM
Troy	KYRO	1280 AM
Versailles	KTKS	95.1 FM
West Plains	KSPQ	93.9 FM

THE RETURNING PIECES

- Missouri is returning only three letterwinners from a season ago in **Kaleb Brown**, **Kobe Brown** and **Ronnie DeGray III**.
- Mizzou's three players to feature on both this year's and last year's roster are the fewest in the SEC with Arkansas (four) the only other school with less than five.
- Kobe Brown led MU in scoring (12.5) and rebounding a year ago (7.6), while DeGray added 8.3 points and Kaleb Brown scored 24 total points.

WELCOME HOME

- After spending the last three years at Missouri State, senior **Isiah Mosley** has returned home.
- A native of Columbia, Mosley led Rock Bridge High School to a Class 5A state title in 2019.
- Mosley averaged 23.2 points and 6.9 rebounds with the Bruins en route to earning Mr. Show-Me Basketball honors.

20 POINTS & 50-40-90 CLUB

- Senior **Isiah Mosley** joined an elite club last season as just the third player in the last 20 years to average 20 points, while shooting 50-40-90.
- Mosley averaged 20.4 points at Missouri State in 2021-22 – making 50.4 percent of his attempts from the field, 42.7 percent from beyond the arc and 90.2 percent from the charity stripe.
- He joined Utah State's Jaycee Carroll (2007-08) and Nevada's Luke Babbitt (2009-10) as the only three players to accomplish the feat during the last 20 seasons.

TRANSFER RECRUITING RANKINGS

- With nine players and four starters departing from last year's roster, the Tigers had to hit the transfer portal to build its 2022-23 roster.
- Mizzou responded by compiling the No. 2 class in the nation among incoming transfers, according to EvanMiya.com.
- Senior **Isiah Mosley** highlighted the transfer newcomers and was a top-10 recruit from both CBS Sports (No. 4) and ESPN (No. 6).
- **Noah Carter** (No. 34 ESPN) and **D'Moi Hodge** (No. 70 Stadium) were also top-100 transfers.
- Mosley and Hodge were both first-team all-conference selections at Missouri State and Cleveland State, respectively, while Carter was a second-team honoree at Northern Iowa.

CLEVELAND STATE CONNECTIONS

- Coach Gates brought some familiar faces with him from his time at Cleveland State.
- Fifth-year players **Ben Sternberg**, **Tre Gomillion** and **D'Moi Hodge** plus junior **Mabor Majak** all moved West with Gates.

- Gomillion (2020-21) and Hodge (2021-22) are the last two Horizon League Defensive Players of the Year, while Hodge was also a first-team all-conference selection last season.
- Additionally, six members of the current staff was also with Gates at Cleveland State – assistant coach **Dickey Nutt**, special assistant to the head coach **Ryan Sharbaugh**, chief of staff **Matt Cline**, director of operations **Chase Goldstein**, scouting coordinator **Dalon King** and player development coordinator **Perin Foote**.

ADDITIONAL TRANSFERS

- The Tigers also add two additional transfers with Division I experience.
- **DeAndre Gholston** is a graduate transfer from Milwaukee who tallied 14.3 points per game last year in his second season with the Panthers.
- Graduate **Nick Honor** joins MU after spending the last three years at Clemson – averaging 7.7 points last season.

NO. 1 JUNIOR COLLEGE PLAYERS

- Mizzou can also take advantage of adding two of the best junior college players in the country this offseason.
- **Mohamed Diarra** was named the No.1 rated JUCO recruit in the 2022 class by JUCORecruiting.com.
- Diarra averaged 17.8 points, while leading the NJCAA with 12.6 rebounds at Garden City.
- **Sean East II** was also named the 2022 NJCAA Player of the Year after averaging 20.9 points, 4.3 rebounds and 5.7 assists at John A. Logan.

TRUE FRESHMEN

- Mizzou completes its roster with the addition of two true freshmen in **Aidan Shaw** and **Jackson Francois**.
- Shaw was a four-star recruit and is the highest-ranked recruit by 247Sports.com for Mizzou since 2017.
- Shaw averaged 21.2 points with 11.1 rebounds and 3.5 blocks at Blue Valley High School.

EIGHT CORE VALUES

- One goal of Coach Gates in building a program is to instill eight core values in the student-athletes that they carry into the classroom, on the court and into the community.
- The eight core values are: friendship, love, accountability, trust, discipline, unselfishness, enthusiasm and toughness.

MIZZOU LANDS TOP-25 CLASS

- The Tigers signed a top-25 class nationally during the early signing period in November.
- Mizzou inked top-100 recruits in forward Jordan Butler, wing Trent Pierce and point guard Anthony Robinson II. Danny Stephens also joined the Tigers as a preferred walk-on.
- The Class of 2023 currently ranks No. 21 by 247Sports – the Tigers' top class since landing the No. 4 group in 2017.

MU SLATED 11TH IN SEC POLL

- Missouri is slated to finish 11th in the SEC this season, as voted on by the league's media.
- Kentucky was picked first in the preseason rankings, followed by Alabama, Arkansas, Tennessee and Auburn in the top five.

CLIMBING ATTENDANCE

- Through the first 10 home games of the 2022-23 campaign, Mizzou has averaged 9,648 fans.
- Overall attendance is currently up 28.3 percent from last season after 10 home games at Mizzou Arena.

VOICE OF THE TIGERS

- The Voice of the Tigers, **Mike Kelly** is in his 32nd season calling games for the Missouri men's basketball team.
- In fact, Kelly has called 984 games and is currently on target to call his 1,000th contest this season – just 16 games shy of the milestone.
- Kelly has also served as the school's football play-by-play announcer since 1994.

AP POLL

1. Purdue (60)	13-0	1524
2. Houston	14-1	1417
3. Kansas	12-1	1351
4. UConn (1)	14-1	1342
5. Arizona	13-1	1334
6. Texas	12-1	1185
7. Alabama	11-2	1132
8. Tennessee	11-2	1114
9. Gonzaga	12-3	1003
10. UCLA	13-2	993
11. Virginia	10-2	926
12. Miami	13-1	814
13. Arkansas	11-2	717
14. Wisconsin	10-2	639
15. Indiana	10-3	558
16. Duke	11-3	554
17. TCU	12-1	545
18. Xavier	12-3	531
19. Baylor	10-3	520
20. Missouri	12-1	329
21. New Mexico	14-0	290
22. Auburn	11-2	287
23. Charleston	14-1	116
24. Ohio State	10-3	114
25. Iowa State	10-2	94

RV: LSU (83), San Diego State (72), Mississippi State (62), Kentucky (53), Kansas State (41), Illinois (21), Marquette (20), Providence (14), Virginia Tech (7), Memphis (6), West Virginia (5), Michigan State (5), Saint Mary's (3), Florida Atlantic (3), Creighton (1).

USA TODAY COACHES POLL

1. Purdue (30)	13-0	798
2. Houston (2)	14-1	740
3. Kansas	12-1	720
4. Arizona	13-1	693
5. UConn	14-1	659
6. Texas	12-1	652
7. Alabama	11-2	560
8. UCLA	13-2	559
9. Tennessee	11-2	556
10. Gonzaga	12-3	510
11. Virginia	10-2	494
12. Miami	13-1	380
13. Arkansas	11-2	377
14. Duke	11-3	370
15. Wisconsin	10-2	326
16. Baylor	10-3	290
17. TCU	12-1	273
18. Xavier	12-3	246
19. Indiana	10-3	226
20. Auburn	11-2	131
21. Missouri	12-1	130
22. New Mexico	14-0	118
23. Ohio State	10-3	112
24. Illinois	9-4	65
25. Kentucky	9-4	62
Iowa State	10-2	62

RV: Mississippi State (47), Kansas State (38), LSU (35), Providence (30), West Virginia (28), Charleston (24), San Diego State (17), Marquette (14), Michigan State (14), Saint Mary's (12), Penn State (11), Maryland (9), Virginia Tech (6), Florida Atlantic (3), UAB (2), Texas Tech (1).

MIZZOU WEEK-BY-WEEK

	PRE	N14	N21	N28	D05	D12	D19	D26	J02	J09	J16	J23	J30	F06	F13	F20	F27	M06	M13	FINAL
AP Poll	--	--	--	RV	RV	--	--	RV	20											
Coaches	--	--	--	--	RV	--	--	RV	21											

MIZZOU vs AP TOP 25

Rank	Overall	Home	Away	Neutral	Streak	Last Win
#1	4-19	3-6	1-7	0-6	L10	96-94 vs. Kansas (2/4/97)
#2	1-15	0-6	0-7	1-2	L10	98-86 vs. Oklahoma (3/12/89)
#3	8-20	5-5	2-10	1-5	L2	89-88 at Baylor (1/21/12)
#4	7-20	5-10	1-6	1-4	L2	73-64 vs. Oklahoma (3/4/09)
#5	3-8	2-1	0-3	1-4	W1	63-60 vs. Florida (2/19/13)
Top Five	23-82	15-28	4-33	4-21	L9	63-60 vs. Florida (2/19/13)
#6	4-17	3-5	1-7	0-5	L1	73-64 at Tennessee (1/23/21)
#7	8-13	4-5	2-6	2-2	L4	72-68 vs. Kansas (3/6/05)
#8	7-10	6-2	1-5	0-3	L3	74-71 vs. Kansas (2/4/12)
#9	2-12	0-4	0-4	2-4	L3	78-77 vs. Iowa (11/21/01)
#10	5-6	3-0	1-3	1-3	W1	68-65 vs. Alabama (2/6/21)
No. 6-10	26-58	16-16	5-25	5-17	L3	73-64 at Tennessee (1/23/21)
#11	9-5	5-2	3-2	1-1	W1	85-73 vs. Auburn (2/15/20)
#12	5-7	2-1	1-2	2-4	L1	90-75 vs. Baylor (3/10/12)
#13	4-6	2-0	1-5	1-1	L2	72-69 at Oklahoma State (2/25/02)
#14	5-4	2-1	1-2	2-1	L2	83-67 vs. Ohio State (3/16/02)
#15	6-11	4-2	0-5	2-4	W1	92-86 vs. Alabama (1/8/22)
No. 11-15	29-33	15-6	6-16	8-11	L1	92-86 vs. Alabama (1/8/22)
#16	7-7	3-3	1-2	3-2	W1	93-71 vs. Illinois (12/22/22)
#17	6-10	4-5	0-3	2-2	L5	91-74 vs. Temple (12/2/88)
#18	4-12	2-4	1-7	1-1	L2	80-71 vs. UCLA (12/7/13)
#19	10-7	4-1	2-5	4-1	W1	89-75 vs. Kentucky (12/28/22)
#20	5-10	3-3	1-4	1-3	L2	92-53 vs. California (11/22/11)
No. 16-20	32-46	16-16	5-21	11-9	W2	89-75 vs. Kentucky (12/28/22)
#21	8-7	3-2	1-4	4-1	W1	83-75 vs. Oregon (12/2/20)
#22	4-6	1-2	2-3	1-1	L2	77-74 vs. Kansas State (2/2/08)
#23	5-8	2-2	0-4	3-2	L4	98-79 vs. Ole Miss (2/9/13)
#24	1-3	1-0	0-3	0-0	L3	81-79 vs. Oklahoma State (2/11/95)
#25	2-4	1-1	0-2	1-1	L1	78-74 vs. Illinois (12/22/11)
No. 21-24	20-28	8-7	3-16	9-5	L2	83-75 vs. Oregon (12/2/20)
OVERALL	130-247	70-73	23-111	37-63	L1	89-75 vs. Kentucky (12/28/22)

RANKED MEETINGS WITH VANDERBILT

Date	Winner	Loser	Location
12/8/10	#15 Missouri 85	Vanderbilt 82	Columbia, Mo.
1/26/13	#22 Missouri 81	Vanderbilt 59	Columbia, Mo.

Both Teams Ranked: n/a
 Only Mizzou Ranked: Missouri, 2-0
 Only Vanderbilt Ranked: n/a

GAME #15: MISSOURI vs. VANDERBILT

GAME-BY-GAME STATISTICS

Opponent	Score	1H	2H	OTs	FGM	FGA	PCT.	3PM	3PA	PCT.	FTM	FTA	PCT.	OFF	DEF	REB	PF	A	TO	STL	BLK
Missouri	W, 97-91	47	50	--	35	73	47.9	7	28	25.0	20	28	71.4	16	24	40	20	20	11	12	4
vs. Southern Indiana		31	60	--	29	60	48.3	15	30	50.0	18	24	75.0	11	24	35	24	15	22	7	5
Missouri	W, 92-85	43	49	--	28	61	45.9	16	35	45.7	20	26	76.9	12	17	29	13	20	9	15	0
vs. Penn		43	42	--	29	59	49.2	16	32	50.0	11	11	100.0	13	24	37	21	16	19	7	3
Missouri	W, 82-53	40	42	--	34	63	54.0	8	27	29.6	6	8	75.0	9	32	41	19	24	16	7	4
vs. Lindenwood		25	28	--	15	56	26.8	5	24	20.8	18	23	78.3	12	21	33	14	5	19	9	3
Missouri	W, 105-80	52	53	--	43	72	59.7	9	22	40.9	10	13	76.9	13	21	34	28	22	15	15	3
vs. SIU Edwardsville		31	49	--	23	58	39.7	4	21	19.0	30	35	85.7	17	18	35	15	9	21	6	1
Missouri	W, 83-62	40	43	--	32	64	50.0	10	30	33.3	9	10	90.0	9	23	32	17	21	13	16	8
vs. Mississippi Valley State		37	25	--	22	59	37.3	6	19	31.6	12	15	80.0	15	24	39	13	10	23	10	0
Missouri	W, 89-51	45	44	--	35	75	46.7	12	33	36.4	7	8	87.5	11	29	40	18	27	9	16	6
vs. Coastal Carolina		32	19	--	15	61	24.6	6	23	26.1	15	16	93.8	17	29	46	8	9	27	5	2
Missouri	W, 105-69	54	51	--	43	67	64.2	11	25	44.0	8	10	80.0	8	20	28	17	29	11	16	5
vs. Houston Christian		30	39	--	25	56	44.6	5	25	20.0	14	20	70.0	14	18	32	12	13	23	8	2
Missouri	W, 88-84	43	32	13	33	78	42.3	7	33	21.2	15	21	71.4	15	25	40	15	14	8	16	2
at Wichita State		36	39	9	33	61	54.1	12	29	41.4	6	14	42.9	7	34	41	21	19	20	3	4
Missouri	W, 96-89	50	46	--	34	61	55.7	11	27	40.7	17	23	73.9	8	21	29	16	17	14	14	1
vs. SE Missouri State		40	49	--	34	63	54.0	13	26	50.0	8	15	53.3	8	22	30	19	16	18	5	3
Missouri	L, 67-95	33	34	--	23	57	40.4	6	20	30.0	15	23	65.2	12	21	33	20	8	21	5	2
vs. Kansas		50	45	--	35	61	57.4	10	22	45.5	15	19	78.9	8	27	35	19	24	14	13	1
Missouri	W, 68-66	35	33	--	23	46	50.0	13	25	52.0	9	13	69.2	6	20	26	18	15	15	8	3
vs. UCF (Sunrise, Fla.)		36	30	--	22	52	42.3	13	28	46.4	9	15	60.0	10	19	29	12	17	15	10	3
Missouri	W, 93-71	51	42	--	35	59	59.3	10	20	50.0	13	18	72.2	9	19	28	20	23	10	13	2
vs. Illinois (St. Louis)		27	44	--	25	62	40.3	7	31	22.6	14	19	73.7	19	18	37	16	10	17	6	1
Missouri	W, 89-75	42	47	--	28	57	49.1	10	25	40.0	23	28	82.1	9	19	28	18	19	8	9	4
vs. Kentucky		30	45	--	26	56	46.4	8	23	34.8	15	24	62.5	14	23	37	21	15	14	5	1
Missouri	L, 68-74	34	34	--	24	54	44.4	6	19	31.6	14	21	66.7	9	14	23	23	12	10	7	2
at Arkansas		27	47	--	26	54	48.1	6	21	28.6	16	23	69.6	15	25	40	19	13	17	7	4

Missouri
vs. Vanderbilt

Missouri
at Texas A&M

Missouri
at Florida

Missouri
vs. Arkansas

Missouri
vs. Alabama

Missouri
at Ole Miss

Missouri
vs. Iowa State

Missouri
vs. LSU

Missouri
at Mississippi State

Missouri
vs. South Carolina

Missouri
at Tennessee

Missouri
at Auburn

Missouri
vs. Texas A&M

Missouri
vs. Mississippi State

Missouri
at Georgia

Missouri
at LSU

Missouri
vs. Ole Miss

DATE	OPPONENT	RESULT	RECORD	SEC	HIGH POINTS	HIGH REBOUNDS	HIGH ASSISTS	ATTEND.
Nov. 7	SOUTHERN INDIANA	W, 97-91	1-0	--	Kobe Brown (20)	Kobe Brown (14)	East / Honor (5)	10,723
Nov. 11	PENN	W, 92-85	2-0	--	Noah Carter (28)	Noah Carter (8)	Tre Gomillion (5)	8,463
Nov. 13	LINDENWOOD	W, 82-53	3-0	--	Kobe Brown (15)	Kobe Brown (9)	Kobe Brown (7)	7,914
Nov. 15	SIU EDWARDSVILLE	W, 105-80	4-0	--	D'Moi Hodge (30)	D'Moi Hodge (7)	Sean East II (5)	8,241
Nov. 20	MISSISSIPPI VALLEY ST.	W, 83-62	5-0	--	Hodge / Mosley (18)	Kobe Brown / Shaw (6)	Nick Honor (6)	7,052
Nov. 23	COASTAL CAROLINA	W, 89-51	6-0	--	Isiah Mosley (23)	Kobe Brown (7)	D'Moi Hodge (7)	7,459
Nov. 26	HOUSTON CHRISTIAN	W, 105-69	7-0	--	DeAndre Gholston (22)	Six Players (3)	Cater / Gomillion (5)	7,610
Nov. 29	at Wichita State	W, 88-84	8-0	--	Noah Carter (20)	Noah Carter (8)	East / Hodge (4)	7,401
Dec. 4	SE MISSOURI STATE	W, 96-89	9-0	--	Kobe Brown (25)	Kobe Brown (8)	Sean East II (6)	8,873
Dec. 10	#6/6 KANSAS	L, 67-95	9-1	--	Hodge / Honor (15)	Carter / Hodge (7)	Nick Honor (5)	15,061
Dec. 17	vs. UCF	W, 68-66	10-1	--	Nick Honor (17)	Kobe Brown / DeGray (5)	Isiah Mosley (4)	6,897
Dec. 22	vs. #16/16 Illinois	W, 93-71	11-1	--	Kobe Brown (31)	Kobe Brown (5)	Kobe Brown (8)	18,452
Dec. 28	#19/17 KENTUCKY	W, 89-75	12-1	1-0	Kobe Brown (30)	Kobe Brown (6)	Nick Honor (7)	15,061
Jan. 4	at #13/13 Arkansas	L, 68-74	12-2	1-1	Sean East II (13)	East / Shaw (4)	Nick Honor (4)	19,200
Jan. 7	VANDERBILT							
Jan. 11	at Texas A&M							
Jan. 14	at Florida							
Jan. 18	ARKANSAS							
Jan. 21	ALABAMA							
Jan. 24	at Ole Miss							
Jan. 28	IOWA STATE							
Feb. 1	LSU							
Feb. 4	at Mississippi State							
Feb. 7	SOUTH CAROLINA							
Feb. 11	at Tennessee							
Feb. 14	at Auburn							
Feb. 18	TEXAS A&M							
Feb. 21	MISSISSIPPI STATE							
Feb. 25	at Georgia							
March 1	at LSU							
March 4	OLE MISS							

MISSOURI GAME LEADERS

Points	Rebounds	Assists
Kobe Brown 5	Kobe Brown 8	Nick Honor 5
D'Moi Hodge 3	Noah Carter 4	Sean East II 4
Noah Carter 2	D'Moi Hodge 3	Kobe Brown 2
Nick Honor 2	Ronnie DeGray 2	Tre Gomillion 2
Isiah Mosley 2	Aidan Shaw 2	D'Moi Hodge 2
Sean East II 1	Sean East II 1	Noah Carter 1
DeAndre Gholston 1	DeAndre Gholston 1	Isiah Mosley 1
	Tre Gomillion 1	
	Isiah Mosley 1	

MISCELLANEOUS STATS

10+ Points	
D'Moi Hodge 12	Noah Carter 5
Kobe Brown 9	Tre Gomillion 3
Nick Honor 8	Isiah Mosley 3
DeAndre Gholston 7	Ronnie DeGray III 1
Sean East II 6	
20+ Points	
Kobe Brown 4	Sean East II 1
Noah Carter 2	DeAndre Gholston 1
D'Moi Hodge 2	Isiah Mosley 1
10+ Rebounds	
Kobe Brown 1	
Double-Doubles	
Kobe Brown 1	
5+ Assists	
Nick Honor 4	Noah Carter 1
Sean East II 3	D'Moi Hodge 1
Kobe Brown 2	Isiah Mosley 1
Tre Gomillion 2	

TEAM HIGHS & LOWS

		MISSOURI		OPPONENT	
Points, 1st Half	High	54	vs. Houston Christian, 11/26	50	Kansas, 12/10
	Low	33	vs. Kansas, 12/10	25	Lindenwood, 11/13
Points, 2nd Half	High	53	vs. SIU Edwardsville, 11/15	60	Southern Indiana, 11/7
	Low	32	vs. Wichita State, 11/29	19	Coastal Carolina, 11/23
Total Points	High	105	2x (last: Houston Christian, 11/26)	95	Kansas, 12/10
	Low	67	vs. Kansas, 12/10	51	Coastal Carolina, 11/23
Field Goals Made	High	43	2x (last: Houston Christian, 11/26)	35	Kansas, 12/10
	Low	23	2x (last: UCF, 12/17)	15	2x (last: Coastal Carolina, 11/23)
Field Goals Attempted	High	78	vs. Wichita State, 11/29	63	Southeast Missouri State, 12/4
	Low	46	vs. UCF, 12/17	52	UCF, 12/17
Field Goal Pct.	High	64.2	vs. Houston Christian, 11/26	57.4	Kansas, 12/10 (35-61)
	Low	40.4	vs. Kansas, 12/10	24.6	Coastal Carolina, 11/23 (15-61)
3-Pointers Made	High	16	vs. Penn, 11/11	16	Penn, 11/11
	Low	6	2x (last at Arkansas, 1/4)	4	SIU Edwardsville, 11/15
3-Pointers Attempted	High	35	vs. Penn, 11/11	32	Penn, 11/11
	Low	19	at Arkansas, 1/4	19	Mississippi Valley State, 11/20
3-Point Pct.	High	52.0	vs. UCF, 12/17 (13-25)	50.0	3x (last: Southeast Missouri State, 12/4)
	Low	21.2	vs. Wichita State, 11/29 (7-33)	19.0	SIU Edwardsville, 11/15 (4-21)
Free Throws Made	High	23	vs. Kentucky, 12/28	30	SIU Edwardsville, 11/15
	Low	6	vs. Lindenwood, 11/13	6	Wichita State, 11/29
Free Throws Attempted	High	28	2x (last vs. Kentucky, 12/28)	35	SIU Edwardsville, 11/15
	Low	8	2x (last: Coastal Carolina, 11/23)	11	Penn, 11/11
Free Throws Pct.	High	90.0	vs. Mississippi Valley State, 11/20 (9-10)	100.0	Penn, 11/11 (11-11)
	Low	65.2	vs. Kansas, 12/10 (15-23)	42.9	Wichita State, 11/29 (6-14)
Offensive Rebounds	High	16	vs. Southern Indiana, 11/7	19	Illinois, 12/22
	Low	6	vs. UCF, 12/17	7	Wichita State, 11/29
Total Rebounds	High	41	vs. Lindenwood, 11/13	46	Coastal Carolina, 11/23
	Low	23	at Arkansas, 1/4	29	UCF, 12/17
Rebound Margin	High	+8	vs. Lindenwood, 11/13	+17	Arkansas, 1/4
	Low	-17	at Arkansas, 1/4	-8	Lindenwood, 11/13
Fouls	High	28	vs. SIU Edwardsville, 11/15	24	Southern Indiana, 11/7
	Low	13	vs. Penn, 11/11	8	Coastal Carolina, 11/23
Assists	High	29	vs. Houston Christian, 11/26	24	Kansas, 12/10
	Low	8	vs. Kansas, 12/10	5	Lindenwood, 11/13
Turnovers	High	21	vs. Kansas, 12/10	27	Coastal Carolina, 11/23
	Low	8	2x (last vs. Kentucky, 12/28)	14	2x (last: Kentucky, 12/28)
Steals	High	16	4x (last: Wichita State, 11/29)	13	Kansas, 12/10
	Low	5	vs. Kansas, 12/10	3	Wichita State, 11/29
Blocks	High	8	vs. Mississippi Valley State, 11/20	5	Southern Indiana, 11/7
	Low	0	vs. Penn, 11/11	0	Mississippi Valley State, 11/20

INDIVIDUAL HIGHS

		MISSOURI		OPPONENT	
Points		31	Kobe Brown, vs. Illinois, 12/22	27	Terry Collins, Mississippi Valley State, 11/20
Field Goals Made		11	D'Moi Hodge, vs. SIU Edwardsville, 11/15	10	2x (last: Phillip Russell, SE Missouri State, 12/4)
Field Goals Attempted		19	D'Moi Hodge, vs. SIU Edwardsville, 11/15	22	Terry Collins, Mississippi Valley State, 11/20
Field Goal Pct. (min 5 made)		83.3	2x (last: Kobe Brown & Tre Gomillion, vs. SIUE, 11/15)	81.8	KJ Adams, Jr., Kansas, 12/10 (9-11)
3-Pointers Made		6	Noah Carter, vs. Penn, 11/11	6	2x (last: Ithiel Horton, UCF, 12/17)
3-Pointers Attempted		11	D'Moi Hodge, vs. Wichita State, 11/29	13	2x (last: Carson Wallace, Kentucky, 12/28)
3-Point Pct. (min 3 made)		75.0	Kobe Brown, vs. Illinois, 12/22 (3-4)	62.5	Jelani Simmons, Southern Indiana, 11/7 (5-8)
Free Throws Made		8	Kobe Brown, vs. Illinois, 12/22	11	2x (last: Rick Council IV, Arkansas, 1/4)
Free Throws Attempted		8	5x (last: Kobe Brown & D. Gholston, vs. Kentucky, 12/28)	17	Oscar Tshiebwe, Kentucky, 12/28
Free Throws Pct. (min 5 made)		100.0	Kobe Brown, vs. Illinois, 12/22 (8-8)	100.0	Chris Childs, Lindenwood, 11/13 (9-9)
Offensive Rebounds		7	Noah Carter, vs. Penn, 11/11	9	Oscar Tshiebwe, Kentucky, 12/28
Total Rebounds		14	Kobe Brown, vs. Southern Indiana, 11/7	19	Oscar Tshiebwe, Kentucky, 12/28
Assists		8	Kobe Brown, vs. Illinois, 12/22	9	Dajuan Harris, Kansas, 12/10
Steals		6	D'Moi Hodge, vs. Mississippi Valley State, 11/20	6	Darius Johnson, UCF, 12/17
Blocks		3	Kobe Brown, vs. Mississippi Valley State, 11/20	3	2x (last: Craig Porter Jr., Wichita State, 11/29)



DENNIS GATES

@coachdgates

Whitten Family Men's Basketball Head Coach

The program's 20th head coach, Gates joined the Tigers in March 2022, following a three-year run as the head coach at Cleveland State. At Cleveland State he led the Vikings to two Horizon League Championships and back-to-back postseason appearances.

CLEVELAND STATE

Gates rebuilt the Vikings program, winning fifty games, earning a 39-19 (.672) mark over the past two seasons. CSU won two Horizon League regular-season titles (2020, 2021), the 2021 Horizon League Tournament Championship and berths in the NCAA Tournament (2021) and Postseason NIT (2022). The Vikings' trip to the 2021 NCAA Tournament was just the third in program history and the first since the 2009 campaign.

A native of Chicago, Gates was tabbed as the Horizon League Coach of the Year in 2019-20 and 2020-21. CSU broke the 20-win plateau in 2021-22, a first for the program since 2013-14.

During his three seasons in Cleveland, Gates mentored two Defensive Players of the Year, five all-conference honorees and five All-Defensive Team selections.

FLORIDA STATE

Gates, who has 17 years of Division I coaching experience, came to Cleveland State after eight seasons on Leonard Hamilton's staff at Florida State. Gates' tenure at Florida State mirrored the Seminoles rise to national prominence. With Gates on the staff, the Seminoles played in four NCAA Tournaments, advanced to the Elite Eight of the 2018 NCAA Tournament and advanced to the Sweet 16 in both 2012 and 2019.

He was instrumental in recruiting four straight Top-15 classes at Florida State, which produced five NBA Draft picks over four years – Jonathan Isaac (No. 9 selection in 2017), Malik Beasley (No. 19 in 2016), Mfiondu Kabengele (No. 27 in 2019), Dwayne Bacon (No. 40 in 2017) and Terance Mann (Nov. 48 in 2019). He helped recruit seven Top-100 players, overall, to the Seminoles during his tenure in Tallahassee.

EARLY COACHING POSITIONS

Before joining the staff at Florida State, Gates worked at Marquette, Cal, Northern Illinois and Nevada. During his coaching career, he has served on coaching staffs which have made 10 postseason appearances. Gates also worked as a skill development coach with the NBA's Los Angeles Clippers (2002-03).

PLAYING CAREER

A combo guard for the Cal Golden Bears, Gates served as a three-year captain, helping lead the team to three 20-win seasons. He played in 114 career games with 34 starting assignments, totaling 432 points, 140 rebounds, 148 assists and 100 steals.

Gates was a two-time Pac-10 First Team All-Academic Team selection during his tenure with the Bears, was named Cal's Most Inspirational Player in 2001 and was named the team's Outstanding Student-Athlete in 1999 and 2001. In addition, he was awarded the 2002 Pac-10 Medal of Honor, which is presented to the Pac-10 Universities Top Graduating Student-Athlete.

PERSONAL

BIRTHDAY

January 14

EDUCATION

California '01 (Bachelor's)
Sociology
Florida State '05 (Master's)
Adult Education and Human
Resource Development

WIFE

Jocelyn

CHILDREN

Avery, Duke and Denver

COACHING CAREER

2003-04	Marquette (Grad Asst)
2004-05	Florida State (Grad Asst)
2005-07	California (Assistant)
2007-09	Northern Illinois (Assistant)
2009-11	Nevada (Assistant)
2011-19	Florida State (Assistant)
2019-22	Cleveland St. (Head Coach)
2022-	Missouri (Head Coach)

HONORS

- 2019-20 Horizon League Coach of the Year
- 2020-21 Horizon League Coach of the Year
- 2020-21 HoopDirt.com Division I Coach of the Year

YEAR-BY-YEAR RECORD

CLEVELAND STATE

YEAR	RECORD	PCT.	HORIZON	PCT.	PLACE	NOTES
2019-20	11-21	34.4	7-11	88.8	t-7th	Earned first career win versus Edinboro, 79-54 (Nov. 9)
2020-21	19- 8	70.4	16- 4	80.0	1st	Horizon League Tournament Champions / NCAA Tournament First Round
2021-22	20-11	64.5	15- 6	71.4	1st	NIT First Round
CSU TOTALS	50-40	55.6	38-21	64.4		Two Horizon League Regular-Season Titles / One Horizon Tournament Title

MISSOURI

YEAR	RECORD	PCT.	SEC	PCT.	PLACE	NOTES
2022-23	12- 2	85.7	1-1	50.0	--	
MU TOTALS	12- 2	85.7	1-1	50.0		

CAREER	62-42	59.6	39-22	63.9		
---------------	--------------	-------------	--------------	-------------	--	--



MOHAMED DIARRA

@Rvtpi2

@mohamed.diarra6

Forward | 6-10 | 215 | Jr. | Montreuil, France | Garden City CC

CAREER STATISTICS

Season	GP-GS	Min/Avg	FG	FGA	FG%	3FG	3FGA	3P%	FTM	FTA	FT%	O	D	REB	AVG	PF	FO	AST	TO	BLK	STL	PTS	AVG
2022-23	5-0	19/3.8	1	5	20.0	0	2	0.0	0	0	0.0	2	2	4	0.8	2	0	2	2	2	1	2	0.4

2022-23 NOTES

- Named the No. 1 rated JUCO recruit in the Class of 2022 by JUCORecruiting.com.
- Averaged 17.8 points at Garden City, while leading the NJCAA with 12.6 rebounds.

PERSONAL

BIRTHDAY

January 1, 2000

CAREER AMBITIONS

Coaching

CAREER BESTS

POINTS

2, vs. SIU Edwardsville, 11/15/22

REBOUNDS

2, vs. Houston Christian, 11/26/22

ASSISTS

1, 2x (last vs. UCF, 12/17/22)

BLOCKED SHOTS

1, 2x (last vs. HCU, 11/26/22)

STEALS

1, vs. Penn, 11/11/22

MINUTES

5, 2x (last vs. SIUE, 11/15/22)

FIELD GOALS MADE

1, vs. SIU Edwardsville, 11/15/22

3-POINT FIELD GOALS MADE

n/a

FREE THROWS MADE

n/a

MISCELLANEOUS

	SEASON	CAREER
Led MU in Points	0	0
Led MU in Rebounds	0	0
Led MU in Assists	0	0
20+ Points	0	0
10+ Points	0	0
10+ Rebounds	0	0
5+ Assists	0	0
Double-Doubles	0	0

2022-23 GAME-BY-GAME STATISTICS

Opponent	GS	Min	FG	FGA	3FG	3FGA	FT	FTA	OFF	DEF	REB	PF	AST	TO	STL	BLK	PTS
SOUTHERN INDIANA																	
PENN	5	0	2	0	1	0	0	0	1	1	1	0	0	1	0	0	0
LINDENWOOD	2	0	0	0	0	0	0	0	0	0	0	0	0	1	0	1	0
SIU EDWARDSVILLE	5	1	2	0	1	0	0	1	0	1	0	0	0	0	0	0	2
MISSISSIPPI VALLEY ST.																	
COASTAL CAROLINA																	
HOUSTON CHRISTIAN	4	0	1	0	0	0	0	1	1	2	1	1	1	0	1	0	0
at Wichita State																	
SE MISSOURI STATE																	
KANSAS																	
vs. UCF	2	0	0	0	0	0	0	0	0	0	0	0	1	0	0	0	0
vs. Illinois																	
KENTUCKY																	
at Arkansas																	
VANDERBILT																	
at Texas A&M																	
at Florida																	
ARKANSAS																	
ALABAMA																	
at Ole Miss																	
IOWA STATE																	
LSU																	
at Mississippi State																	
SOUTH CAROLINA																	
at Tennessee																	
at Auburn																	
TEXAS A&M																	
MISSISSIPPI STATE																	
at Georgia																	
at LSU																	
OLE MISS																	



1 KALEB BROWN

@igb_kaleb
 @4low__

Guard | 6-7 | 250 | So. | Huntsville, Ala. | Lee HS

CAREER STATISTICS

Season	GP-GS	Min/Avg	FG	FGA	FG%	3FG	3FGA	3P%	FTM	FTA	FT%	O	D	REB	AVG	PF	FO	AST	TO	BLK	STL	PTS	AVG
2021-22	27-0	261/9.7	9	29	31.0	04	14	28.6	2	9	22.2	5	35	40	1.5	18	0	30	24	5	9	24	0.9
2022-23	6-0	54/9.1	3	7	42.9	0	4	0.0	0	0	0.0	1	2	3	0.5	4	0	3	5	1	4	6	1.0
TOTAL	33-0	316/9.6	12	36	33.3	4	18	22.2	2	9	22.2	6	37	43	1.3	22	0	33	29	6	13	30	0.9

2022-23 NOTES

- One of three Tigers returning from the 2021-22 roster.

PERSONAL

BIRTHDAY

May 13, 2003

CAREER AMBITIONS

Working in the field of neuroscience

SEASON & CAREER BESTS

POINTS

S: 4, vs. SIU Edwardsville, 11/15/22
C: 7, at Vanderbilt, 2/8/22

REBOUNDS

S: 1, 2x (last vs. Lindenwood, 11/13)
C: 6, at Texas A&M, 2/5/22

ASSISTS

S: 1, 2x (last vs. SIUE, 11/15/22)
C: 5, vs. LSU, 3/10/22

BLOCKED SHOTS

S: 1, vs. Houston Christian, 11/26/22
C: 1, 6x (last vs. HCU, 11/26/22)

STEALS

S: 2, vs. Coastal Carolina, 11/23/22
C: 2, 3x (last vs. Coastal Car., 11/23/22)

MINUTES

S: 14, vs. SIU Edwardsville, 11/15/22
C: 28, at Texas A&M, 2/5/22

FIELD GOALS MADE

S: 2, vs. SIU Edwardsville, 11/15/22
C: 2, 2x (last at Vanderbilt, 2/8/22)

3-POINT FIELD GOALS MADE

S: n/a
C: 2, at Vanderbilt, 2/8/22

FREE THROWS MADE


S: n/a
C: 1, 2x (last at Vanderbilt, 2/8/22)

MISCELLANEOUS

	SEASON	CAREER
Led MU in Points	0	0
Led MU in Rebounds	0	1
Led MU in Assists	0	4
20+ Points	0	0
10+ Points	0	0
10+ Rebounds	0	0
5+ Assists	0	1
Double-Doubles	0	0

2022-23 GAME-BY-GAME STATISTICS

Opponent	GS	Min	FG	FGA	3FG	3FGA	FT	FTA	OFF	DEF	REB	PF	AST	TO	STL	BLK	PTS
SOUTHERN INDIANA	10	0	1	0	1	0	0	1	0	0	1	1	0	2	1	0	0
PENN	9	0	1	0	1	0	0	0	0	0	0	0	1	1	0	0	0
LINDENWOOD	4	0	0	0	0	0	0	0	1	1	1	1	0	0	0	0	0
SIU EDWARDSVILLE	14	2	2	0	0	0	0	0	0	0	0	2	1	2	1	0	4
MISSISSIPPI VALLEY ST.	Did Not Play																
COASTAL CAROLINA	9	0	1	0	1	0	0	0	0	0	0	0	1	0	2	0	0
HOUSTON CHRISTIAN	8	1	2	0	1	0	0	0	1	1	1	0	0	0	0	1	2
at Wichita State	Did Not Play																
SE MISSOURI STATE	Did Not Play																
KANSAS	Did Not Play																
vs. UCF	Did Not Play																
vs. Illinois	Did Not Play																
KENTUCKY	Did Not Play																
at Arkansas	Did Not Play																
VANDERBILT																	
at Texas A&M																	
at Florida																	
ARKANSAS																	
ALABAMA																	
at Ole Miss																	
IOWA STATE																	
LSU																	
at Mississippi State																	
SOUTH CAROLINA																	
at Tennessee																	
at Auburn																	
TEXAS A&M																	
MISSISSIPPI STATE																	
at Georgia																	
at LSU																	
OLE MISS																	



2 TRE GOMILLION

@Tre_Gomillion

@tregomillion

Guard | 6-4 | 210 | Gr. | Augusta, Ga. | Cleveland State

CAREER STATISTICS

Season	GP-GS	Min/Avg	FG	FGA	FG%	3FG	3FGA	3P%	FTM	FTA	FT%	O	D	REB	AVG	PF	FO	AST	TO	BLK	STL	PTS	AVG
2019-20	32-32	874/27.3	94	202	46.5	8	30	26.7	65	87	74.7	42	110	152	4.8	99	6	57	45	8	35	261	8.2
2020-21	27-27	767/28.4	112	224	50.0	3	20	15.0	52	82	63.4	52	84	136	5.0	72	2	65	48	5	23	279	10.3
2021-22	31-31	886/28.6	125	240	52.1	18	45	40.0	56	83	67.5	45	100	145	4.7	96	5	91	64	8	36	324	10.5
2022-23	14- 4	272/19.5	33	63	52.4	5	13	38.5	10	16	62.5	16	26	42	3.0	29	0	31	14	3	14	81	5.8
TOTAL	104-94	2799/26.9	364	729	49.9	34	108	31.5	183	268	68.3	155	320	475	4.6	296	13	244	171	24	108	945	9.1

PERSONAL

BIRTHDAY

August 18, 2000

CAREER AMBITIONS

Coaching or sport performance training

SEASON & CAREER BESTS

POINTS

S: 12, vs. Southern Indiana, 11/7/22
C: 27, at Green Bay, 2/20/22

REBOUNDS

S: 5, 2x (last vs. Penn, 11/11/22)
C: 16, vs. Eastern Kentucky, 11/23/19

ASSISTS

S: 5, 2x (last vs. HCU, 11/26/22)
C: 9, 2x (last at Green Bay, 2/20/22)

BLOCKED SHOTS

S: 1, 3x (last vs. SIUE, 11/15/22)
C: 2, vs. Green Bay, 2/4/22

STEALS

S: 4, at Wichita State, 11/29/22
C: 4, 3x (last at Wichita St, 11/29/22)

MINUTES

S: 28, at Wichita State, 11/29/22
C: 54, vs. Purdue Fort Wayne, 3/2/21

FIELD GOALS MADE

S: 5, vs. SIU Edwardsville, 11/15/22
C: 11, 2x (last vs Green Bay, 2/20/22)

3-POINT FIELD GOALS MADE

S: 2, vs. Penn, 11/11/22
C: 3, 2x (last at Milwaukee, 2/18/22)

FREE THROWS MADE

S: 3, 2x (last vs. Penn, 11/11/22)
C: 11, vs. Eastern Kentucky, 11/23/19

MISCELLANEOUS

	SEASON	CAREER
Led MU in Points	0	0
Led MU in Rebounds	1	1
Led MU in Assists	2	2
20+ Points	0	5
10+ Points	3	41
10+ Rebounds	0	4
5+ Assists	2	11
Double-Doubles	0	3

CAREER HONORS

- 2022 All-Horizon League Third Team
- 2021 Horizon League Defensive Player of the Year
- Two-Time Horizon League All-Defensive Team

2022-23 NOTES

- Team captain.
- Just 55 points shy of reaching 1,000 for his career.
- One of four players that followed Coach Gates to Missouri from Cleveland State.
- Earned All-Horizon League and Defensive Player of the Year honors during his time with the Vikings.

2022-23 GAME-BY-GAME STATISTICS

Opponent	GS	Min	FG	FGA	3FG	3FGA	FT	FTA	OFF	DEF	REB	PF	AST	TO	STL	BLK	PTS
SOUTHERN INDIANA		19	4	8	1	1	3	4	3	2	5	3	3	0	1	1	12
PENN		26	3	6	2	2	3	5	2	3	5	1	5	1	3	0	11
LINDENWOOD		24	3	5	0	0	2	2	0	1	1	1	2	1	0	1	8
SIU EDWARDSVILLE		21	5	6	0	0	0	0	1	3	4	2	4	0	1	1	10
MISSISSIPPI VALLEY ST.		13	0	3	0	1	0	0	1	1	2	3	0	1	0	0	0
COASTAL CAROLINA		18	0	1	0	0	0	0	1	3	4	3	2	0	1	0	0
HOUSTON CHRISTIAN		18	3	4	0	0	0	0	2	1	3	3	5	0	0	0	6
at Wichita State		28	1	5	0	3	0	0	1	1	2	3	3	1	4	0	2
SE MISSOURI STATE		27	2	3	0	1	0	0	1	3	4	2	1	2	3	0	4
KANSAS		16	2	5	0	1	2	5	2	1	3	1	1	6	0	0	6
vs. UCF	*	10	0	1	0	1	0	0	0	1	1	1	0	0	0	0	0
vs. Illinois	*	11	4	5	0	0	0	0	1	2	3	2	2	1	0	0	8
KENTUCKY	*	20	3	4	1	1	0	0	1	3	4	2	2	0	1	0	7
at Arkansas	*	25	3	7	1	2	0	0	0	1	1	2	1	1	0	0	7
VANDERBILT																	
at Texas A&M																	
at Florida																	
ARKANSAS																	
ALABAMA																	
at Ole Miss																	
IOWA STATE																	
LSU																	
at Mississippi State																	
SOUTH CAROLINA																	
at Tennessee																	
at Auburn																	
TEXAS A&M																	
MISSISSIPPI STATE																	
at Georgia																	
at LSU																	
OLE MISS																	



4 DEANDRE GHOLSTON

@DreeGholston4

@dreegholston4

Guard | 6-5 | 215 | Gr. | Gary, Ind. | Milwaukee

CAREER STATISTICS

Season	GP-GS	Min/Avg	FG	FGA	FG%	3FG	3FGA	3P%	FTM	FTA	FT%	O	D	REB	AVG	PF	FO	AST	TO	BLK	STL	PTS	AVG
2020-21	22-22	729/33.1	127	289	43.9	46	123	37.4	69	86	80.2	12	102	114	5.2	35	0	30	43	7	25	369	16.8
2021-22	31-30	1008/32.5	154	427	36.1	56	175	32.0	80	102	78.4	20	116	136	4.4	67	0	65	66	5	24	444	14.3
2022-23	14-10	280/20.0	49	112	43.8	13	40	32.5	33	42	78.6	7	24	31	2.2	24	2	23	26	1	14	144	10.3
TOTAL	67-62	2016/30.1	330	828	39.9	115	338	34.0	182	230	79.1	39	242	281	4.2	126	2	118	135	13	63	957	14.3

2022-23 NOTES

- Scored 16 points (all in the second half) in Mizzou's win versus UCF, including the game-winning basket from nearly 40 feet out as time expired (Dec. 17).
- His game-winner over the Knights was the No. 2 Play of the Day on SportsCenter.
- Had his most-productive game of the season versus Houston Christian, scoring 22 points on just 10 field-goal attempts (Nov. 26).
- Averaging 12.5 points in the last four games coming off the bench – shooting 53.1 percent from the field and 60.0 percent from 3-point range.
- Just 43 points shy of reaching 1,000 for his career.

PERSONAL

BIRTHDAY

July 8, 2000

CAREER AMBITIONS

Coaching or sports analyst

SEASON & CAREER BESTS

POINTS

S: 22, vs. Houston Christian, 11/26/22

C: 31, at Wright State, 3/2/21

REBOUNDS

S: 5, at Wichita State, 11/29/22

C: 10, at Green Bay, 12/20/20

ASSISTS

S: 4, 2x (last vs. HCU, 11/26/22)

C: 6, at Youngstown State, 1/29/22

BLOCKED SHOTS

S: 1, vs. Coastal Carolina, 11/23/22

C: 2, 2x (last vs. Oakland, 2/20/21)

STEALS

S: 3, vs. Southern Indiana, 11/7/22

C: 4, 3x (last vs. St. Xavier, 12/23/21)

MINUTES

S: 24, vs. Illinois, 12/22/22

C: 48, vs. Oakland, 2/20/21

FIELD GOALS MADE

S: 6, 3x (last vs. Illinois, 12/22/22)

C: 10, 2x (last at Wright St, 12/30/21)

3-POINT FIELD GOALS MADE

S: 3, vs. Houston Christian, 11/26/22

C: 5, 2x (last vs. IUPUI, 1/15/22)

FREE THROWS MADE

S: 7, 2x (last vs. Kentucky, 12/28/22)

C: 9, at Wright State, 3/2/21

MISCELLANEOUS

	SEASON	CAREER
Led MU in Points	1	1
Led MU in Rebounds	1	1
Led MU in Assists	0	0
20+ Points	1	16
10+ Points	7	52
10+ Rebounds	0	1
5+ Assists	0	5
Double-Doubles	0	1

2022-23 GAME-BY-GAME STATISTICS

Opponent	GS	Min	FG	FGA	3FG	3FGA	FT	FTA	OFF	DEF	REB	PF	AST	TO	STL	BLK	PTS
SOUTHERN INDIANA	*	22	4	10	1	3	2	4	1	0	1	0	2	0	3	0	11
PENN	*	15	2	7	0	3	0	0	0	4	4	0	2	1	0	0	4
LINDENWOOD	*	18	4	10	0	3	1	2	0	2	2	1	2	1	1	0	9
SIU EDWARDSVILLE	*	16	2	2	1	1	0	0	0	2	2	5	2	5	1	0	5
MISSISSIPPI VALLEY ST.	*	18	4	11	1	5	4	4	0	1	1	3	4	1	0	0	13
COASTAL CAROLINA	*	18	1	5	0	3	0	0	1	1	2	1	2	3	1	1	2
HOUSTON CHRISTIAN	*	22	6	10	3	5	7	7	0	3	3	0	4	2	2	0	22
at Wichita State	*	23	3	10	0	4	2	4	2	3	5	0	1	1	1	0	8
SE MISSOURI STATE	*	19	1	3	1	2	4	4	0	4	4	1	0	2	0	0	7
KANSAS	*	23	4	11	0	1	3	4	1	1	2	4	0	4	1	0	11
vs. UCF		23	6	10	2	3	2	2	1	1	2	2	0	2	2	0	16
vs. Illinois		24	6	9	2	3	1	2	0	1	1	5	3	1	1	0	15
KENTUCKY		19	2	5	1	1	7	8	0	0	0	0	1	1	0	0	12
at Arkansas		19	3	8	1	3	0	1	1	1	2	2	0	2	1	0	7
VANDERBILT																	
at Texas A&M																	
at Florida																	
ARKANSAS																	
ALABAMA																	
at Ole Miss																	
IOWA STATE																	
LSU																	
at Mississippi State																	
SOUTH CAROLINA																	
at Tennessee																	
at Auburn																	
TEXAS A&M																	
MISSISSIPPI STATE																	
at Georgia																	
at LSU																	
OLE MISS																	



5 D'MOI HODGE

@Dmoi_VI
 @d_moi5

Guard | 6-4 | 180 | Gr. | Tortola, British Virgin Islands | Cleveland State

CAREER STATISTICS

Season	GP-GS	Min/Avg	FG	FGA	FG%	3FG	3FGA	3P%	FTM	FTA	FT%	O	D	REB	AVG	PF	FO	AST	TO	BLK	STL	PTS	AVG
2020-21	26-26	673/25.9	104	257	40.5	41	137	29.9	24	37	64.9	18	78	96	3.7	61	1	40	39	17	45	273	10.5
2021-22	31-31	885/28.6	174	360	48.3	61	181	33.7	71	94	75.5	25	72	97	3.1	82	3	43	44	24	68	480	15.5
2022-23	14-14	391/27.9	80	154	51.9	41	100	41.0	20	31	64.5	11	43	54	3.9	31	0	30	7	5	39	221	15.8
TOTAL	71-71	1949/27.5	358	771	46.4	143	418	34.2	115	162	71.0	54	193	247	3.5	174	4	113	90	46	152	974	13.7

CAREER HONORS

- SEC Player of the Week (Nov. 21, 2022)
- 2022 Horizon League Defensive Player of the Year
- 2022 All-Horizon League First Team
- 2022 Horizon League All-Defensive Team

2022-23 NOTES

- Ranks fourth nationally with 2.79 steals per game – the top mark in school history.
- Also ranks sixth in the SEC in scoring (15.8), fifth in field goal percentage (51.9), third in 3-point percentage (41.0) and second in 3-point field goals per game (2.93).
- His 15.8 points are the third-most by a first-year MU player during the shot-clock era.
- Named SEC Player of the Week on Nov. 21 after leading the team to wins over SIUE and Mississippi Valley State.
- Scored a season-high 30 points in Mizzou's win against SIU Edwardsville (Nov. 15).
- Registered a career-best six steals versus MVSU – the most by a Tiger in two years and tied for the eighth-most in school history (Nov. 20). Also became just the third Tiger in school history (first since 2006-07) with at least five steals in three-straight games (Nov. 20-26).
- Just 26 points shy of reaching 1,000 for his career.
- One of four players that followed Coach Gates to Missouri from Cleveland State.
- Earned All-Horizon League and Defensive Player of the Year honors last season with the Vikings.

2022-23 GAME-BY-GAME STATISTICS

Opponent	GS	Min	FG	FGA	3FG	3FGA	FT	FTA	OFF	DEF	REB	PF	AST	TO	STL	BLK	PTS
SOUTHERN INDIANA	*	21	4	9	2	7	1	2	1	2	3	3	1	2	1	1	11
PENN	*	31	5	12	3	9	4	5	1	1	2	0	1	0	3	0	17
LINDENWOOD	*	19	4	8	1	5	0	0	1	3	4	2	0	1	0	0	9
SIU EDWARDSVILLE	*	27	11	19	4	9	4	4	2	5	7	2	3	0	4	0	30
MISSISSIPPI VALLEY ST.	*	30	7	12	4	9	0	0	1	3	4	2	2	1	6	1	18
COASTAL CAROLINA	*	25	7	11	4	6	0	0	0	5	5	3	7	1	5	1	18
HOUSTON CHRISTIAN	*	22	5	9	3	6	0	0	0	3	3	3	3	0	5	0	13
at Wichita State	*	38	7	18	4	11	1	2	2	4	6	3	4	0	1	0	19
SE MISSOURI STATE	*	26	5	10	3	7	2	2	0	1	1	3	2	0	0	0	15
KANSAS	*	28	4	10	4	9	3	6	1	6	7	3	1	1	2	0	15
vs. UCF	*	31	5	7	3	5	2	3	0	4	4	1	3	0	3	0	15
vs. Illinois	*	30	8	13	4	9	0	2	1	2	3	1	0	0	4	1	20
KENTUCKY	*	31	6	12	2	6	1	1	0	2	2	2	2	0	2	1	15
at Arkansas	*	28	2	4	0	2	2	4	1	2	3	3	1	1	3	0	6
VANDERBILT																	
at Texas A&M																	
at Florida																	
ARKANSAS																	
ALABAMA																	
at Ole Miss																	
IOWA STATE																	
LSU																	
at Mississippi State																	
SOUTH CAROLINA																	
at Tennessee																	
at Auburn																	
TEXAS A&M																	
MISSISSIPPI STATE																	
at Georgia																	
at LSU																	
OLE MISS																	

PERSONAL

BIRTHDAY

December 20, 1998

CAREER AMBITIONS

Entrepreneurship

SEASON & CAREER BESTS

POINTS

S: 30, vs. SIU Edwardsville, 11/15/22
C: 46, at Purdue Fort Wayne, 12/20/20

REBOUNDS

S: 7, 2x (last vs. Kansas, 12/10/22)
C: 8, 2x (last vs. Oakland, 3/9/21)

ASSISTS

S: 7, vs. Coastal Carolina, 11/23/22
C: 7, vs. Coastal Carolina, 11/23/22

BLOCKED SHOTS

S: 1, 5x (last vs. Kentucky, 12/28/22)
C: 3, 3x (last vs. Wright State, 3/7/22)

STEALS

S: 6, vs. Miss. Valley State, 11/20/22
C: 6, vs. Miss. Valley State, 11/20/22

MINUTES

S: 38, at Wichita State, 11/29/22
C: 43, at Youngstown State, 1/9/22

FIELD GOALS MADE

S: 11, vs. SIU Edwardsville, 11/15/22
C: 15, at Purdue Fort Wayne, 12/20/20

3-POINT FIELD GOALS MADE

S: 4, 6x (last vs. Illinois, 12/22/22)
C: 10, at Purdue Fort Wayne, 12/20/20

FREE THROWS MADE

S: 4, 2x (last vs. SIUE, 11/15/22)
C: 9, at Xavier, 3/15/22

MISCELLANEOUS

	SEASON	CAREER
Led MU in Points	3	3
Led MU in Rebounds	3	3
Led MU in Assists	2	2
30+ Points	1	5
20+ Points	2	12
10+ Points	12	48
10+ Rebounds	0	0
5+ Assists	1	1
Double-Doubles	0	0



10 NICK HONOR

@NickHonor3
 @nickhonor3

Point Guard | 5-10 | 200 | Gr. | Orlando, Fla. | Clemson

CAREER STATISTICS

Season	GP-GS	Min/Avg	FG	FGA	FG%	3FG	3FGA	3P%	FTM	FTA	FT%	O	D	REB	AVG	PF	FO	AST	TO	BLK	STL	PTS	AVG
2018-19	32-32	1154/36.1	174	467	37.3	70	211	33.2	71	87	81.6	18	58	76	2.4	60	0	95	54	0	28	489	15.3
2020-21	24-10	560/23.3	69	176	39.2	40	109	36.7	17	23	73.9	8	22	30	1.3	34	0	53	24	1	32	195	8.1
2021-22	33-25	839/25.4	90	228	39.5	37	114	32.5	38	42	90.5	9	36	45	1.4	43	1	79	31	2	28	255	7.7
2022-23	14-14	409/29.2	44	91	48.4	27	60	45.0	27	32	84.4	8	20	28	2.0	29	0	52	15	0	31	142	10.1
TOTAL	103-81	2962/28.8	377	962	39.2	174	494	35.2	153	184	83.2	43	136	179	1.7	166	1	279	124	3	119	1081	10.5

PERSONAL

BIRTHDAY

October 3, 1999

CAREER AMBITIONS

Coach basketball

SEASON & CAREER BESTS

POINTS

S: 17, vs. UCF, 12/17/22
C: 30, vs. Rutgers, 12/8/18

REBOUNDS

S: 5, 2x (last vs. Coastal Car., 11/23/22)
C: 6, vs. George Washington, 3/6/19

ASSISTS

S: 7, vs. Kentucky, 12/28/22
C: 7, 3x (last vs. Kentucky, 12/28/22)

BLOCKED SHOTS

S: n/a
C: 1, 3x (last at NC State, 1/8/22)

STEALS

S: 4, 2x (last vs. SE Missouri St, 12/4/22)
C: 5, vs. Wofford, 11/12/21

MINUTES

S: 38, at Arkansas, 1/4/22
C: 45, at Rhode Island, 2/16/19

FIELD GOALS MADE

S: 6, 2x (last vs. UCF, 12/17/22)
C: 10, vs. Rutgers, 12/8/18

3-POINT FIELD GOALS MADE

S: 5, vs. UCF, 12/17/22
C: 6, at St. Bonaventure, 1/12/19

FREE THROWS MADE

S: 7, vs. Southern Indiana, 11/7/22
C: 7, 2x (last vs. S Indiana, 11/7/22)

MISCELLANEOUS

	SEASON	CAREER
Led MU in Points	2	2
Led MU in Rebounds	0	0
Led MU in Assists	5	5
20+ Points	0	6
10+ Points	8	57
10+ Rebounds	0	0
5+ Assists	4	17
Double-Doubles	0	0

CAREER HONORS

- 2022 Orange Bowl Basketball Classic MVP
- 2019 Atlantic 10 All-Rookie Team

2022-23 NOTES

- Team captain.
- Leads the Tigers with 3.7 assists per game, while ranking second with 2.21 steals per game.
- Places ninth nationally in assist-to-turnover ratio (3.47) and 34th in steals per game.
- Collected 15 assists with just one turnover in Mizzou's last three games – all against ranked teams.
- Matched his career high with seven assists, with zero turnovers, in Mizzou's win versus No. 19 Kentucky (Dec. 28).
- Also ranks 13th nationally in offensive rating (135.0).
- Named Orange Bowl Basketball Classic MVP after leading Mizzou with a season-best 17 points in a two-point win versus UCF (Dec. 17).
- Recorded his 1,000th career point against Coastal Carolina (Nov. 23).

2022-23 GAME-BY-GAME STATISTICS

Opponent	GS	Min	FG	FGA	3FG	3FGA	FT	FTA	OFF	DEF	REB	PF	AST	TO	STL	BLK	PTS
SOUTHERN INDIANA	*	23	1	5	1	4	7	8	0	2	2	3	5	1	2	0	10
PENN	*	33	4	8	3	6	5	6	0	1	1	2	4	1	3	0	16
LINDENWOOD	*	25	3	10	3	8	2	2	2	3	5	3	4	1	1	0	11
SIU EDWARDSVILLE	*	21	3	4	1	2	0	0	1	1	2	1	1	1	2	0	7
MISSISSIPPI VALLEY ST.	*	25	4	5	2	3	0	0	1	1	2	0	6	0	3	0	10
COASTAL CAROLINA	*	21	3	8	3	6	0	0	2	3	5	2	2	0	2	0	9
HOUSTON CHRISTIAN	*	21	3	3	2	2	0	0	0	1	1	1	4	1	2	0	8
at Wichita State	*	35	2	8	1	6	3	4	1	1	2	1	1	2	4	0	8
SE MISSOURI STATE	*	36	4	8	3	6	0	1	0	0	0	1	2	2	4	0	11
KANSAS	*	32	6	8	1	2	2	2	0	0	0	2	5	3	1	0	15
vs. UCF	*	34	6	9	5	8	0	0	0	2	2	4	3	2	1	0	17
vs. Illinois	*	30	2	5	0	1	0	0	0	2	2	3	4	1	2	0	4
KENTUCKY	*	35	0	3	0	2	4	4	1	1	2	2	7	0	2	0	4
at Arkansas	*	38	3	7	2	4	4	5	0	2	2	4	4	0	2	0	12
VANDERBILT																	
at Texas A&M																	
at Florida																	
ARKANSAS																	
ALABAMA																	
at Ole Miss																	
IOWA STATE																	
LSU																	
at Mississippi State																	
SOUTH CAROLINA																	
at Tennessee																	
at Auburn																	
TEXAS A&M																	
MISSISSIPPI STATE																	
at Georgia																	
at LSU																	
OLE MISS																	



11 ISIAIH MOSLEY

@Isiahletrellm1

@isiahmosley

Guard | 6-5 | 205 | Sr. | Columbia, Mo. | Missouri State

CAREER STATISTICS

Season	GP-GS	Min/Avg	FG	FGA	FG%	3FG	3FGA	3P%	FTM	FTA	FT%	O	D	REB	AVG	PF	FO	AST	TO	BLK	STL	PTS	AVG
2019-20	32-10	700/21.9	103	218	47.2	29	72	40.3	32	37	86.5	21	93	114	3.6	57	0	35	40	8	19	267	8.3
2020-21	24-24	810/33.7	168	333	50.5	34	88	38.6	105	124	84.7	14	136	150	6.3	55	0	74	82	3	25	475	19.8
2021-22	34-32	1072/31.5	251	498	50.4	70	164	42.7	120	133	90.2	34	178	212	6.2	69	0	78	92	6	40	692	20.4
2022-23	8-0	135/16.9	28	59	47.5	5	20	25.0	2	4	50.0	6	11	17	2.1	13	0	24	19	3	9	63	7.9
TOTAL	98-66	2717/27.7	550	1108	49.6	138	344	40.1	259	298	86.9	75	418	493	5.0	194	0	211	233	20	93	1497	15.3

PERSONAL

BIRTHDAY

May 3, 2000

CAREER AMBITIONS

Therapist

SEASON & CAREER BESTS

POINTS

S: 23, vs. Coastal Carolina, 11/23/22

C: 43, vs. Northern Iowa, 1/8/22

REBOUNDS

S: 4, vs. Lindenwood, 11/13/22

C: 12, 2x (last at Indiana St., 1/25/22)

ASSISTS

S: 5, vs. Lindenwood, 11/13/22

C: 7, 2x (last vs. Bradley, 2/13/21)

BLOCKED SHOTS

S: 2, vs. Miss. Valley State, 11/20/22

C: 2, 2x (last vs. MVSU, 11/20/22)

STEALS

S: 2, 3x (last vs. Coastal Car., 11/23/22)

C: 4, vs. Illinois State, 2/5/20

MINUTES

S: 23, vs. SIU Edwardsville, 11/15/22

C: 45, vs. Drake, 3/5/22

FIELD GOALS MADE

S: 10, vs. Coastal Carolina, 11/23/22

C: 16, vs. Northern Iowa, 1/8/22

3-POINT FIELD GOALS MADE

S: 3, vs. Coastal Carolina, 11/23/22

C: 6, vs. Central Arkansas, 12/18/21

FREE THROWS MADE

S: 2, vs. Miss. Valley State, 11/20/22

C: 12, vs. Indiana State, 1/3/21

MISCELLANEOUS

	SEASON	CAREER
Led MU in Points	2	2
Led MU in Rebounds	1	1
Led MU in Assists	1	1
40+ Points	0	2
30+ Points	0	6
20+ Points	1	36
10+ Points	3	65
10+ Rebounds	0	9
5+ Assists	1	10
Double-Doubles	0	8

CAREER HONORS

- 2022-23 Jerry West Award Watch List
- Two-Time NABC All-District First Team (2020-21, 2021-22)
- Two-Time All-Missouri Valley Conference First Team (2020-21, 2021-22)
- 2020-21 Missouri Valley Conference Most Improved Player
- 2022 MVC All-Tournament Team

2022-23 NOTES

- Tallied a season-high 23 points versus Coastal Carolina (Nov. 23).
- One of 20 players selected to the Jerry West Award Watch List in the preseason, award to the nation's top shooting guard.
- During the 2021-22 campaign, became just the third player nationally in the last 20 seasons to average 20 points, while shooting 50 percent from the field, 40 percent from 3-point range and 90 percent from the free-throw line.

2022-23 GAME-BY-GAME STATISTICS

Opponent	GS	Min	FG	FGA	3FG	3FGA	FT	FTA	OFF	DEF	REB	PF	AST	TO	STL	BLK	PTS
SOUTHERN INDIANA	16	2	7	0	3	0	0	1	1	2	0	2	2	2	0	4	
PENN	Did Not Play																
LINDENWOOD	14	2	2	0	0	0	0	2	2	4	2	5	4	1	0	4	
SIU EDWARDSVILLE	23	5	11	0	1	0	1	1	2	3	2	3	2	2	1	10	
MISSISSIPPI VALLEY ST.	20	7	14	2	5	2	2	1	0	1	3	2	5	0	2	18	
COASTAL CAROLINA	22	10	15	3	6	0	0	0	2	2	2	4	3	2	0	23	
HOUSTON CHRISTIAN	23	2	4	0	2	0	1	1	2	3	2	3	1	1	0	4	
at Wichita State	Did Not Play																
SE MISSOURI STATE	6	0	2	0	1	0	0	0	2	2	0	1	0	0	0	0	
KANSAS	Did Not Play																
vs. UCF	10	0	4	0	2	0	0	0	0	0	2	4	2	1	0	0	
vs. Illinois	Did Not Play																
KENTUCKY	Did Not Play																
at Arkansas	Did Not Play																
VANDERBILT																	
at Texas A&M																	
at Florida																	
ARKANSAS																	
ALABAMA																	
at Ole Miss																	
IOWA STATE																	
LSU																	
at Mississippi State																	
SOUTH CAROLINA																	
at Tennessee																	
at Auburn																	
TEXAS A&M																	
MISSISSIPPI STATE																	
at Georgia																	
at LSU																	
OLE MISS																	



13 RONNIE DEGRAY III

@Ronnie_DeGray23

@ronnie.degray

Guard | 6-6 | 225 | Jr. | Parker, Colo. | Massachusetts

CAREER STATISTICS

Season	GP-GS	Min/Avg	FG	FGA	FG%	3FG	3FGA	3P%	FTM	FTA	FT%	O	D	REB	AVG	PF	FO	AST	TO	BLK	STL	PTS	AVG
2020-21	15-14	409/27.3	51	94	54.3	10	27	37.0	19	31	61.3	20	49	69	4.6	35	2	21	22	4	5	131	8.7
2021-22	33-4	837/25.4	93	208	44.7	23	81	28.4	64	84	76.2	65	86	151	4.6	76	0	33	37	22	29	273	8.3
2022-23	12-4	131/10.9	11	26	42.3	3	11	27.3	6	8	75.0	13	11	24	2.0	11	0	4	4	7	7	31	2.6
TOTAL	60-22	1377/23.0	155	328	47.3	36	119	30.3	89	123	72.4	98	146	244	4.1	122	2	58	63	33	41	435	7.3

2022-23 NOTES

- One of three Tigers returning from the 2021-22 roster.
- Started the last four games, averaging 21.0 minutes with 4.5 points, 2.8 rebounds and 1.3 blocks.

PERSONAL

BIRTHDAY

December 20, 2000

CAREER AMBITIONS

Work in the front office of an NBA office

SEASON & CAREER BESTS

POINTS

S: 10, vs. Illinois, 12/22/22

C: 21, vs. Rhode Island

REBOUNDS

S: 5, vs. UCF, 12/17/22

C: 12, vs. Central Michigan, 11/9/21

ASSISTS

S: 2, vs. Kentucky, 12/28/22

C: 5, vs. La Salle, 1/9/21

BLOCKED SHOTS

S: 2, 2x (last vs. Kentucky, 12/28/22)

C: 3, 3x (last vs. SMU, 11/21/21)

STEALS

S: 2, vs. Houston Christian, 11/26/22

C: 3, 2x (last at Vanderbilt, 2/8/22)

MINUTES

S: 33, vs. Illinois, 12/22/22

C: 43, vs. George Mason, 12/30/20

FIELD GOALS MADE

S: 3, vs. Illinois, 12/22/22

C: 8, vs. Saint Joseph's, 3/4/21

3-POINT FIELD GOALS MADE

S: 1, 3x (last at Arkansas, 1/4/22)

C: 3, vs. Ole Miss, 3/9/22

FREE THROWS MADE

S: 3, 2x (last vs. Illinois, 12/22/22)

C: 6, 3x (last vs. SMU, 11/21/21)

MISCELLANEOUS

	SEASON	CAREER
Led MU in Points	0	3
Led MU in Rebounds	2	4
Led MU in Assists	0	1
20+ Points	0	1
10+ Points	1	18
10+ Rebounds	0	2
5+ Assists	0	1
Double-Doubles	0	1

2022-23 GAME-BY-GAME STATISTICS

Opponent	GS	Min	FG	FGA	3FG	3FGA	FT	FTA	OFF	DEF	REB	PF	AST	TO	STL	BLK	PTS
SOUTHERN INDIANA	2	0	0	0	0	0	0	0	0	0	0	0	0	0	0	0	0
PENN	Did Not Play																
LINDENWOOD	Did Not Play																
SIU EDWARDSVILLE	3	1	1	0	0	0	0	0	1	0	1	1	0	0	0	0	2
MISSISSIPPI VALLEY ST.	2	0	0	0	0	0	0	0	0	0	0	0	0	0	0	0	0
COASTAL CAROLINA	8	2	3	1	2	0	0	2	2	4	1	0	0	1	0	5	
HOUSTON CHRISTIAN	10	1	2	0	0	0	0	2	1	3	0	0	0	2	1	2	
at Wichita State	12	2	4	0	2	0	0	2	0	2	0	0	0	1	1	4	
SE MISSOURI STATE	1	0	0	0	0	0	0	0	0	0	0	0	0	0	0	0	
KANSAS	9	0	2	0	0	0	0	2	1	3	0	0	0	0	0	0	
vs. UCF	*	28	1	3	0	0	3	4	3	2	5	2	1	1	1	2	5
vs. Illinois	*	33	3	6	1	2	3	4	0	4	4	2	1	2	1	1	10
KENTUCKY	*	17	0	1	0	1	0	0	1	0	1	4	2	1	1	2	0
at Arkansas	*	6	1	4	1	4	0	0	0	1	1	1	0	0	0	0	3
VANDERBILT																	
at Texas A&M																	
at Florida																	
ARKANSAS																	
ALABAMA																	
at Ole Miss																	
IOWA STATE																	
LSU																	
at Mississippi State																	
SOUTH CAROLINA																	
at Tennessee																	
at Auburn																	
TEXAS A&M																	
MISSISSIPPI STATE																	
at Georgia																	
at LSU																	
OLE MISS																	



23 AIDAN SHAW

@TheAidanShaw

@aidanxshaw

Forward | 6-8 | 195 | Fr. | Overland Park, Kan. | Blue Valley HS

CAREER STATISTICS

Season	GP-GS	Min/Avg	FG	FGA	FG%	3FG	3FGA	3P%	FTM	FTA	FT%	O	D	REB	AVG	PF	FO	AST	TO	BLK	STL	PTS	AVG
2022-23	14-0	169/12.1	20	37	54.1	2	10	20.0	5	7	71.4	10	22	32	2.3	20	0	1	5	7	2	47	3.4

2022-23 NOTES

- Only true freshman scholarship player on Missouri's roster.
- Scored nine points in his first collegiate game – the most by a Mizzou freshman since current teammate Kobe Brown also had nine in 2019.
- Mizzou's highest-ranked recruit by 247Sports.com since 2017.

PERSONAL

BIRTHDAY

September 17, 2003

CAREER AMBITIONS

Architecture and design homes

CAREER BESTS

POINTS

9, vs. Southern Indiana, 11/7/22

REBOUNDS

6, vs. Miss. Valley State, 11/20/22

ASSISTS

1, vs. Houston Christian, 11/26/22

BLOCKED SHOTS

2, 2x (last vs. HCU, 11/26/22)

STEALS

1, 2x (last vs. Kansas, 12/10/22)

MINUTES

22, vs. Kansas, 12/10/22

FIELD GOALS MADE

4, vs. Southern Indiana, 11/7/22

3-POINT FIELD GOALS MADE

1, 2x (last vs. MVSU, 11/20/22)

FREE THROWS MADE

2, 2x (last vs. MVSU, 11/20/22)

MISCELLANEOUS

	SEASON	CAREER
Led MU in Points	0	0
Led MU in Rebounds	2	2
Led MU in Assists	0	0
20+ Points	0	0
10+ Points	0	0
10+ Rebounds	0	0
5+ Assists	0	0
Double-Doubles	0	0

2022-23 GAME-BY-GAME STATISTICS

Opponent	GS	Min	FG	FGA	3FG	3FGA	FT	FTA	OFF	DEF	REB	PF	AST	TO	STL	BLK	PTS
SOUTHERN INDIANA	12	4	5	1	2	0	0	0	2	2	2	1	0	0	0	0	9
PENN	18	1	1	0	0	0	0	1	2	3	3	1	0	0	0	0	2
LINDENWOOD	18	3	6	0	1	1	2	0	4	4	4	3	0	1	0	1	7
SIU EDWARDSVILLE	14	0	2	0	1	2	2	2	1	3	3	2	0	0	0	0	2
MISSISSIPPI VALLEY ST.	21	2	2	1	1	2	2	1	5	6	6	2	0	3	0	2	7
COASTAL CAROLINA	12	2	3	0	1	0	0	1	1	2	2	1	0	0	0	1	4
HOUSTON CHRISTIAN	11	2	3	0	0	0	0	0	2	2	2	1	1	1	0	2	4
at Wichita State	9	2	2	0	0	0	0	2	2	4	4	0	0	0	1	0	4
SE MISSOURI STATE	6	2	4	0	1	0	1	0	1	1	1	2	0	0	0	0	4
KANSAS	22	1	3	0	1	0	0	0	0	0	0	1	0	0	1	1	2
vs. UCF	3	0	0	0	0	0	0	0	0	0	0	1	0	0	0	0	0
vs. Illinois	4	0	0	0	0	0	0	0	0	0	0	1	0	0	0	0	0
KENTUCKY	8	0	3	0	1	0	0	1	0	1	1	2	0	0	0	0	0
at Arkansas	13	1	3	0	1	0	0	2	2	4	4	2	0	0	0	0	2
VANDERBILT																	
at Texas A&M																	
at Florida																	
ARKANSAS																	
ALABAMA																	
at Ole Miss																	
IOWA STATE																	
LSU																	
at Mississippi State																	
SOUTH CAROLINA																	
at Tennessee																	
at Auburn																	
TEXAS A&M																	
MISSISSIPPI STATE																	
at Georgia																	
at LSU																	
OLE MISS																	



24 KOBE BROWN

@TheKobe24Brown

@TheKobe24Brown

Guard/Forward | 6-8 | 250 | Sr. | Huntsville, Ala. | Lee HS

CAREER STATISTICS

Season	GP-GS	Min/Avg	FG	FGA	FG%	3FG	3FGA	3P%	FTM	FTA	FT%	O	D	REB	AVG	PF	FO	AST	TO	BLK	STL	PTS	AVG
2019-20	30-26	544/18.1	63	157	40.1	19	75	25.3	29	39	74.4	32	80	112	3.7	59	0	16	39	11	29	174	5.8
2021-21	26-26	553/21.3	81	172	47.1	16	64	25.0	31	57	54.4	46	116	162	6.2	72	2	22	34	10	15	209	8.0
2021-22	33-33	988/29.9	149	310	48.1	14	68	20.6	101	127	79.5	70	181	251	7.6	101	1	81	77	28	40	413	12.5
2022-23	14-14	351/25.1	80	134	59.7	16	35	45.7	38	47	80.9	26	50	76	5.4	33	0	37	27	8	17	214	15.3
TOTAL	103-99	2436/23.7	373	773	48.3	65	242	26.9	199	270	73.7	174	427	601	5.8	265	3	156	177	57	101	1010	9.8

PERSONAL

BIRTHDAY

January 1, 2000

CAREER AMBITIONS

Working in the field of psychology

SEASON & CAREER BESTS

POINTS

S: 31, vs. Illinois, 12/22/22

C: 31, vs. Illinois, 12/22/22

REBOUNDS

S: 14, vs. Southern Indiana, 11/7/22

C: 23, vs. Paul Quinn, 11/29/21

ASSISTS

S: 8, vs. Illinois, 12/22/22

C: 8, vs. Illinois, 12/22/22

BLOCKED SHOTS

S: 3, vs. Miss. Valley State, 11/20/22

C: 4, vs. Northern Illinois, 11/18/21

STEALS

S: 4, vs. Illinois, 12/22/22

C: 5, vs. Eastern Illinois, 12/7/21

MINUTES

S: 37, vs. Illinois, 12/22/22

C: 38, at Texas A&M, 2/5/22

FIELD GOALS MADE

S: 10, 2x (last vs. Kentucky, 12/28/22)

C: 10, 2x (last vs. Kentucky, 12/28/22)

3-POINT FIELD GOALS MADE

S: 4, vs. Kentucky, 12/28/22

C: 4, vs. Kentucky, 12/28/22

FREE THROWS MADE

S: 8, vs. Illinois, 12/22/22

C: 11, 2x (last at Texas A&M, 2/5/22)

MISCELLANEOUS

	SEASON	CAREER
Led MU in Points	5	18
Led MU in Rebounds	8	40
Led MU in Assists	2	14
30+ Points	2	3
20+ Points	4	11
10+ Points	9	39
10+ Rebounds	1	11
5+ Assists	2	5
Double-Doubles	1	8

CAREER HONORS

- Lute Olson Award National Player of the Week (Dec. 26, 2022)
- Two-Time SEC Player of the Week (Jan. 10, 2022; Dec. 27, 2022)
- 2022-23 Preseason All-SEC First Team
- 2021-22 All-SEC Second Team

2022-23 NOTES

- Team captain.
- First Tiger in five seasons to be named to the preseason All-SEC First Team.
- Ranks second on the team in scoring (15.3), while leading MU with 5.4 rebounds.
- One of seven players in the nation shooting 55 percent from the field and 40 percent from 3-point range.
- Places 34th overall in field goal percentage at 59.7– 13.8 percent increase from his first three seasons on campus. Has also increased his 3-point percentage from 23.7 his first three years to 45.7 percent this year (22.0 percent increase).
- Became just the third Division I player in the last 25 years to record back-to-back 30-point games in wins over ranked teams. Scored a Mizzou Braggin-Rights record with 31 points against No. 16 Illinois (Dec. 22) with 30 points versus No. 19 Kentucky (Dec. 28).
- Earned National and SEC Player of the Week honors after the Illinois victory, where he also added a career-best eight assists to become the first Tiger with at least 30 points and eight assists in a game in 22 seasons.
- Started the last 83 games for Mizzou.
- Recorded his 1,000th career point against Arkansas (Jan. 4).

2022-23 GAME-BY-GAME STATISTICS

Opponent	GS	Min	FG	FGA	3FG	3FGA	FT	FTA	OFF	DEF	REB	PF	AST	TO	STL	BLK	PTS
SOUTHERN INDIANA	*	29	9	14	0	2	2	3	5	9	14	3	2	2	0	1	20
PENN	*	20	3	5	2	3	0	0	0	0	0	2	3	2	2	0	8
LINDENWOOD	*	29	7	10	1	3	0	0	4	5	9	2	7	1	3	1	15
SIU EDWARDSVILLE	*	8	5	6	1	2	1	2	1	1	2	2	1	1	1	1	12
MISSISSIPPI VALLEY ST.	*	32	4	7	0	1	1	2	2	4	6	1	3	1	1	3	9
COASTAL CAROLINA	*	23	5	11	0	1	7	8	3	4	7	1	3	1	0	2	17
HOUSTON CHRISTIAN	*	18	9	12	1	3	0	0	0	2	2	3	0	0	0	0	19
at Wichita State	*	19	3	7	0	1	0	0	0	4	4	3	0	2	1	0	6
SE MISSOURI STATE	*	34	9	12	2	3	5	6	3	5	8	3	4	3	3	0	25
KANSAS	*	20	1	5	0	1	2	2	2	4	6	3	0	3	0	0	4
vs. UCF	*	26	3	6	2	3	1	2	0	5	5	1	2	4	0	0	9
vs. Illinois	*	37	10	15	3	4	8	8	4	1	5	2	8	3	4	0	31
KENTUCKY	*	35	10	18	4	8	6	8	0	6	6	3	2	2	2	0	30
at Arkansas	*	20	3	7	0	0	5	6	2	0	2	4	2	2	0	0	11
VANDERBILT																	
at Texas A&M																	
at Florida																	
ARKANSAS																	
ALABAMA																	
at Ole Miss																	
IOWA STATE																	
LSU																	
at Mississippi State																	
SOUTH CAROLINA																	
at Tennessee																	
at Auburn																	
TEXAS A&M																	
MISSISSIPPI STATE																	
at Georgia																	
at LSU																	
OLE MISS																	



35 NOAH CARTER

@noah3carter
 @noah3carter

Forward | 6-6 | 235 | Sr. | Dubuque, Iowa | Northern Iowa

CAREER STATISTICS

Season	GP-GS	Min/Avg	FG	FGA	FG%	3FG	3FGA	3P%	FTM	FTA	FT%	O	D	REB	AVG	PF	FO	AST	TO	BLK	STL	PTS	AVG
2019-20	27-0	222/8.2	43	78	55.1	20	49	40.8	9	11	81.8	11	35	46	1.7	14	0	4	8	2	4	115	4.3
2020-21	25-14	685/27.4	101	213	47.4	34	109	31.2	45	58	77.6	27	115	142	5.7	46	0	26	32	11	19	281	11.2
2021-22	32-21	853/26.7	170	353	48.2	40	134	29.9	100	126	79.4	19	113	132	4.1	65	0	58	44	12	19	480	15.0
2022-23	14-10	287/20.5	52	102	51.0	17	48	35.4	24	35	68.6	23	43	66	4.7	32	0	22	17	9	7	145	10.4
TOTAL	98-45	2048/20.9	366	746	49.1	111	340	32.6	178	230	77.4	80	306	386	3.9	157	0	110	101	34	49	1021	10.4

PERSONAL

BIRTHDAY

November 13, 2000

CAREER AMBITIONS

Coach or Athletic Director

SEASON & CAREER BESTS

POINTS

S: 28, vs. Penn, 11/11/22

C: 33, at Valparaiso, 1/19/21

REBOUNDS

S: 8, 2x (last at Wichita St, 11/29/22)

C: 13, vs. Indiana State, 2/7/21

ASSISTS

S: 5, vs. Houston Christian, 11/26/22

C: 5, 4x (last vs. HCU, 11/26/22)

BLOCKED SHOTS

S: 2, at Arkansas, 1/4/22

C: 2, 4x (last at Arkansas, 1/4/22)

STEALS

S: 2, vs. Penn, 11/11/22

C: 4, vs. Valparaiso, 2/14/21

MINUTES

S: 29, at Wichita State, 11/29/22

C: 40, vs. Indiana State, 2/7/21

FIELD GOALS MADE

S: 8, vs. Penn, 11/11/22

C: 11, at Valparaiso, 1/19/22

3-POINT FIELD GOALS MADE

S: 6, vs. Penn, 11/11/22

C: 9, vs. Western Kentucky, 11/25/20

FREE THROWS MADE

S: 6, vs. Penn, 11/11/22

C: 9, at Drake, 2/5/22

MISCELLANEOUS

	SEASON	CAREER
Led MU in Points	2	2
Led MU in Rebounds	4	4
Led MU in Assists	0	0
20+ Points	2	16
10+ Points	5	45
10+ Rebounds	0	3
5+ Assists	1	4
Double-Doubles	0	3

CAREER HONORS

2021-22 All-Missouri Valley Conference Second Team

2022-23 NOTES

- Ranks third on the team in scoring (10.4) and second in rebounding (4.7).
- Tallied his 1,000th career point versus UCF (Dec. 17).
- Scored 28 points in the win over Penn, connecting on 6-of-9 from 3-point range. Was also a +26 in his 27 minutes of action, while the Tigers were -19 in his 13 minutes off the court (Nov. 11).
- Added 20 points in an overtime win against Wichita State, scoring 14 in the final five minutes of regulation and in the extra session to lead MU to the victory (Nov. 29).

2022-23 GAME-BY-GAME STATISTICS

Opponent	GS	Min	FG	FGA	3FG	3FGA	FT	FTA	OFF	DEF	REB	PF	AST	TO	STL	BLK	PTS
SOUTHERN INDIANA	*	22	3	8	0	4	2	3	2	4	6	2	0	1	1	1	8
PENN	*	27	8	15	6	9	6	6	7	1	8	3	3	0	2	0	28
LINDENWOOD	*	25	6	9	2	5	0	0	0	4	4	1	1	1	0	0	14
SIU EDWARDSVILLE	*	23	2	5	1	3	2	2	1	3	4	3	2	1	1	0	7
MISSISSIPPI VALLEY ST.	*	18	3	5	0	2	0	0	2	2	4	2	2	1	1	0	6
COASTAL CAROLINA	*	18	2	8	0	4	0	0	1	3	4	1	2	1	0	1	4
HOUSTON CHRISTIAN	*	18	6	8	1	3	1	2	2	1	3	1	5	1	1	0	14
at Wichita State	*	29	7	11	2	4	4	5	3	5	8	4	1	0	1	1	20
SE MISSOURI STATE	*	17	3	7	2	5	1	4	1	3	4	3	1	3	0	1	9
KANSAS	*	23	4	8	1	3	3	4	2	5	7	3	0	2	0	1	12
vs. UCF		20	2	4	1	1	1	2	0	3	3	4	1	4	0	1	6
vs. Illinois		8	1	2	0	0	0	0	1	2	3	2	1	1	0	0	2
KENTUCKY		15	3	7	1	4	1	2	1	4	5	2	2	1	0	1	8
at Arkansas		24	2	5	0	1	3	5	0	3	3	1	1	0	0	2	7
VANDERBILT																	
at Texas A&M																	
at Florida																	
ARKANSAS																	
ALABAMA																	
at Ole Miss																	
IOWA STATE																	
LSU																	
at Mississippi State																	
SOUTH CAROLINA																	
at Tennessee																	
at Auburn																	
TEXAS A&M																	
MISSISSIPPI STATE																	
at Georgia																	
at LSU																	
OLE MISS																	



45 MABOR MAJAK

@MaborMajak

Center | 7-2 | 245 | Jr. | Juba, South Sudan | Cleveland State

CAREER STATISTICS

Season	GP-GS	Min/Avg	FG	FGA	FG%	3FG	3FGA	3P%	FTM	FTA	FT%	O	D	REB	AVG	PF	FO	AST	TO	BLK	STL	PTS	AVG
2020-21	12-0	64/5.3	3	10	30.0	0	0	0.0	3	3	100.0	5	4	9	0.8	17	1	0	6	1	1	9	0.8
2021-22	23-0	101/4.4	5	12	41.7	0	0	0.0	2	5	40.0	11	8	19	0.8	13	0	4	3	2	3	12	0.5
2022-23	4-0	4/1.4	0	1	0.0	0	0	0.0	0	0	0.0	0	0	0	0.0	2	0	0	1	0	0	0	0.0
TOTAL	39-0	170/4.4	8	23	34.8	0	0	0.0	5	8	62.5	16	12	28	0.7	32	1	4	10	3	4	21	0.5

2022-23 NOTES

- One of four players that followed Coach Gates to Missouri from Cleveland State.

PERSONAL

BIRTHDAY

August 27, 2000

CAREER AMBITIONS

Start a business

SEASON & CAREER BESTS

POINTS

S: n/a

C: 6, vs. Penn St-Behrend, 11/27/21

REBOUNDS

S: n/a

C: 4, vs. Youngstown State, 1/21/22

ASSISTS

S: n/a

C: 2, vs. IUPUI, 2/12/22

BLOCKED SHOTS

S: n/a

C: 1, 3x (last vs. Youngstown St, 1/21/22)

STEALS

S: n/a

C: 1, 4x (last vs. Wright State, 3/7/22)

MINUTES

S: 2, 2x (last vs. HCU, 11/26/22)

C: 18, at Ohio, 12/6/20

FIELD GOALS MADE

S: n/a

C: 2, 2x (last vs Penn St-Behrend, 11/27/21)

3-POINT FIELD GOALS MADE

S: n/a

C: n/a

FREE THROWS MADE

S: n/a

C: 2, 2x (last vs Penn St-Behrend, 11/27/21)

MISCELLANEOUS

	SEASON	CAREER
Led MU in Points	0	0
Led MU in Rebounds	0	0
Led MU in Assists	0	0
20+ Points	0	0
10+ Points	0	0
10+ Rebounds	0	0
5+ Assists	0	0
Double-Doubles	0	0

2022-23 GAME-BY-GAME STATISTICS

Opponent	GS	Min	FG	FGA	3FG	3FGA	FT	FTA	OFF	DEF	REB	PF	AST	TO	STL	BLK	PTS
SOUTHERN INDIANA																	
PENN																	
LINDENWOOD	1		0	0	0	0	0	0	0	0	0	0	0	0	0	0	0
SIU EDWARDSVILLE	2		0	0	0	0	0	0	0	0	0	2	0	1	0	0	0
MISSISSIPPI VALLEY ST.																	
COASTAL CAROLINA	1		0	1	0	0	0	0	0	0	0	0	0	0	0	0	0
HOUSTON CHRISTIAN	2		0	0	0	0	0	0	0	0	0	0	0	0	0	0	0
at Wichita State																	
SE MISSOURI STATE																	
KANSAS																	
vs. UCF																	
vs. Illinois																	
KENTUCKY																	
at Arkansas																	
VANDERBILT																	
at Texas A&M																	
at Florida																	
ARKANSAS																	
ALABAMA																	
at Ole Miss																	
IOWA STATE																	
LSU																	
at Mississippi State																	
SOUTH CAROLINA																	
at Tennessee																	
at Auburn																	
TEXAS A&M																	
MISSISSIPPI STATE																	
at Georgia																	
at LSU																	
OLE MISS																	



55 SEAN EAST II

@Rise_Shine_55
 @rise_shine_55

Point Guard | 6-3 | 180 | Sr. | Louisville, Ky. | John A. Logan CC

CAREER STATISTICS

Season	GP-GS	Min/Avg	FG	FGA	FG%	3FG	3FGA	3P%	FTM	FTA	FT%	O	D	REB	AVG	PF	FO	AST	TO	BLK	STL	PTS	AVG
2019-20	31-20	872/28.1	106	266	39.8	26	81	32.1	50	64	78.1	21	56	77	2.5	67	1	153	83	1	34	288	9.3
2020-21	24-20	673/28.0	87	205	42.4	22	63	34.9	20	24	83.3	16	61	77	3.2	45	0	88	38	2	24	216	9.0
2022-23	14-0	307/21.9	47	89	52.8	6	24	25.0	20	25	80.0	8	27	35	2.5	32	0	41	22	0	23	120	8.6
TOTAL	69-40	1853/26.9	240	560	42.9	54	168	32.1	90	113	79.6	45	144	189	2.7	144	1	282	143	3	81	624	9.0

2022-23 NOTES

- Ranks second on Mizzou with 2.9 assists per game.
- Averaged 12.5 the last two games against No. 19 Kentucky (Dec. 28) and No. 13 Arkansas (Jan. 4) – shooting 76.9 percent from the field (10-13) and 66.7 percent from 3-point range (2-3).
- Tallied a season-best 21 points versus Southeast Missouri State (Dec. 4) – his first 20-point game in nearly three years.
- Helped lead the Tigers to an overtime win at Wichita State, scoring 12 points in the final five minutes of regulation and in the extra session (Nov. 29).
- Recorded a career-best five steals versus Mississippi Valley State (Nov. 20).
- Named the 2022 NJCAA National Player of the Year after averaging 20.9 points, 4.3 rebounds and 5.7 assists at John A. Logan.

PERSONAL

BIRTHDAY

November 17, 1999

CAREER AMBITIONS

Undecided

SEASON & CAREER BESTS

POINTS

S: 21, vs. SE Missouri State, 12/4/22

C: 26, at Akron, 12/30/19

REBOUNDS

S: 5, at Wichita State, 11/29/22

C: 6, 4x (last vs. Drake, 2/27/21)

ASSISTS

S: 6, vs. SE Missouri State, 12/4/22

C: 9, vs. Yale, 12/11/19

BLOCKED SHOTS

S: n/a

C: 1, 3x (last vs. So. Illinois, 3/4/21)

STEALS

S: 5, vs. Miss. Valley State, 11/20/22

C: 5, vs. Miss. Valley State, 11/20/22

MINUTES

S: 33, at Wichita State, 11/29/22

C: 41, at Saint Louis, 1/5/20

FIELD GOALS MADE

S: 8, vs. SE Missouri State, 12/4/22

C: 11, at Akron, 12/30/19

3-POINT FIELD GOALS MADE

S: 1, 6x (last at Arkansas, 1/4/22)

C: 3, 5x (last at Missouri St, 2/14/21)

FREE THROWS MADE

S: 5, 2x (last vs. SE Missouri St, 12/4/22)

C: 9, at La Salle, 3/4/20

MISCELLANEOUS

	SEASON	CAREER
Led MU in Points	1	1
Led MU in Rebounds	1	1
Led MU in Assists	4	4
20+ Points	1	2
10+ Points	6	32
10+ Rebounds	0	0
5+ Assists	3	30
Double-Doubles	0	0

2022-23 GAME-BY-GAME STATISTICS

Opponent	GS	Min	FG	FGA	3FG	3FGA	FT	FTA	OFF	DEF	REB	PF	AST	TO	STL	BLK	PTS
SOUTHERN INDIANA		23	4	6	1	1	3	4	0	2	2	4	5	1	1	0	12
PENN		15	2	4	0	1	2	4	0	1	1	3	1	3	1	0	6
LINDENWOOD		20	1	2	0	1	0	0	0	4	4	3	3	3	1	0	2
SIU EDWARDSVILLE		20	6	9	1	1	1	1	2	2	4	4	5	2	2	0	14
MISSISSIPPI VALLEY ST.		20	1	5	0	3	0	0	0	2	2	1	2	0	5	0	2
COASTAL CAROLINA		21	3	6	1	3	0	0	0	4	4	3	3	0	2	0	7
HOUSTON CHRISTIAN		18	4	8	1	3	0	0	0	0	0	2	3	3	2	0	9
at Wichita State		33	6	13	0	2	5	6	0	5	5	1	4	1	2	0	17
SE MISSOURI STATE		28	8	12	0	1	5	5	2	2	4	1	6	1	4	0	21
KANSAS		26	1	5	0	2	0	0	0	1	1	3	1	2	0	0	2
vs. UCF		12	0	2	0	2	0	0	0	0	0	0	0	0	0	0	0
vs. Illinois		23	1	4	0	1	1	2	1	2	3	2	4	1	1	0	3
KENTUCKY		20	4	4	1	1	3	3	1	0	1	1	1	2	1	0	12
at Arkansas		27	6	9	1	2	0	0	2	2	4	4	3	3	1	0	13
VANDERBILT																	
at Texas A&M																	
at Florida																	
ARKANSAS																	
ALABAMA																	
at Ole Miss																	
IOWA STATE																	
LSU																	
at Mississippi State																	
SOUTH CAROLINA																	
at Tennessee																	
at Auburn																	
TEXAS A&M																	
MISSISSIPPI STATE																	
at Georgia																	
at LSU																	
OLE MISS																	



12 JACKSON FRANCOIS

@JacksonFrancoi3

@jacksonfrancoiss

Guard | 6-5 | 160 | Fr. | Las Vegas, Nev. | Bishop Gorman HS

CAREER STATISTICS

Season	GP-GS	Min/Avg	FG	FGA	FG%	3FG	3FGA	3P%	FTM	FTA	FT%	O	D	REB	AVG	PF	FO	AST	TO	BLK	STL	PTS	AVG
2022-23	6-0	5/0.9	0	2	0.0	0	1	0.0	0	1	0.0	0	0	0	0.0	0	0	0	0	0	1	0	0.0

2022-23 NOTES

- Son of Missouri Athletic Director, Desiree Reed-Francois.

PERSONAL

BIRTHDAY

May 20, 2004

CAREER AMBITIONS

College Sports Administration

MISCELLANEOUS

	SEASON	CAREER
Led MU in Points	0	0
Led MU in Rebounds	0	0
Led MU in Assists	0	0
20+ Points	0	0
10+ Points	0	0
10+ Rebounds	0	0
5+ Assists	0	0
Double-Doubles	0	0

CAREER BESTS

POINTS

n/a

ASSISTS

n/a

STEALS

1, vs. Houston Christian, 11/26/22

REBOUNDS


n/a

BLOCKED SHOTS

n/a

MINUTES

1, 5x (last vs. Houston Christian, 11/26/22)



31 BEN STERNBERG

@souljabenny

@bensternberg1

Guard | 6-0 | 165 | Gr. | Cleveland, Ohio | Cleveland State

CAREER STATISTICS

Season	GP-GS	Min/Avg	FG	FGA	FG%	3FG	3FGA	3P%	FTM	FTA	FT%	O	D	REB	AVG	PF	FO	AST	TO	BLK	STL	PTS	AVG
2020-21	3-0	4/1.4	1	2	50.0	1	2	50.0	2	2	100.0	0	0	0	0.0	0	0	0	0	0	0	5	1.7
2021-22	8-0	11/1.4	1	5	20.0	0	2	0.0	4	6	66.7	0	0	0	0.0	0	0	0	2	0	1	6	0.8
2022-23	7-0	9/1.2	2	5	40.0	1	1	100.0	1	2	50.0	0	1	1	0.1	0	0	1	1	0	0	6	0.9
TOTAL	18-0	24/1.3	4	12	33.3	2	5	40.0	7	10	70.0	0	1	1	0.1	0	0	1	3	0	1	17	0.9

2022-23 NOTES

- Team captain.
- One of four players that followed Coach Gates to Missouri from Cleveland State.

PERSONAL

BIRTHDAY

February 26, 1999

CAREER AMBITIONS

Entertainment/Entrepreneur/Real Estate

MISCELLANEOUS

	SEASON	CAREER
Led MU in Points	0	0
Led MU in Rebounds	0	0
Led MU in Assists	0	0
20+ Points	0	0
10+ Points	0	0
10+ Rebounds	0	0
5+ Assists	0	0
Double-Doubles	0	0

CAREER BESTS

POINTS

4, vs. Penn State-Behrend, 11/27/21

ASSISTS

1, vs. Coastal Carolina, 11/23/22

STEALS

1, vs. Penn State-Behrend, 11/27/21

REBOUNDS

1, vs. Mississippi Valley State, 11/20/22

BLOCKED SHOTS

n/a

MINUTES

5, vs. IUPUI, 2/12/22

Game Records

Record	Overall	Home	Away	Neutral
ALL GAMES	12-2	9-1	1-1	2-0
CONFERENCE	1-1	1-0	0-1	0-0
NON-CONFERENCE	11-1	8-1	1-0	2-0

Score by Periods

Team	1st	2nd	OT	TOT
Missouri	609	600	13	1222
Opponents	475	561	9	1045

Team Box Score

No.	Player				Total		3-Point		F-Throw		Rebounds											
		GP-GS	MIN	AVG	FG-FGA	FG%	3FG-3FGA	3FG%	FT-FTA	FT%	OFF	DEF	TOT	AVG	PF	DQ	A	TO	BLK	STL	PTS	AVG
5	HODGE, D'Moi	14-14	391:13	27.9	80-154	.519	41-100	.410	20-31	.645	11	43	54	3.9	31	0	30	7	5	39	221	15.8
24	BROWN, Kobe	14-14	351:16	25.1	80-134	.597	16-35	.457	38-47	.809	26	50	76	5.4	33	0	37	27	8	17	214	15.3
35	CARTER, Noah	14-10	287:20	20.5	52-102	.510	17-48	.354	24-35	.686	23	43	66	4.7	32	0	22	17	9	7	145	10.4
4	GHOLSTON, DeAndre	14-10	279:43	20.0	49-112	.438	13-40	.325	33-42	.786	7	24	31	2.2	24	2	23	26	1	14	144	10.3
10	HONOR, Nick	14-14	408:40	29.2	44-91	.484	27-60	.450	27-32	.844	8	20	28	2.0	29	0	52	15	0	31	142	10.1
55	EAST II, Sean	14-0	306:48	21.9	47-89	.528	6-24	.250	20-25	.800	8	27	35	2.5	32	0	41	22	0	23	120	8.6
11	MOSLEY, Isiaih	8-0	134:50	16.9	28-59	.475	5-20	.250	2-4	.500	6	11	17	2.1	13	0	24	19	3	9	63	7.9
2	GOMILLION, Tre	14-4	272:19	19.5	33-63	.524	5-13	.385	10-16	.625	16	26	42	3.0	29	0	31	14	3	14	81	5.8
23	SHAW, Aidan	14-0	169:28	12.1	20-37	.541	2-10	.200	5-7	.714	10	22	32	2.3	20	0	1	5	7	2	47	3.4
13	DEGRAY III, Ronnie	12-4	130:51	10.9	11-26	.423	3-11	.273	6-8	.750	13	11	24	2.0	11	0	4	4	7	7	31	2.6
1	BROWN, Kaleb	6-0	54:20	9.1	3-7	.429	0-4	.000	0-0	.000	1	2	3	0.5	4	0	3	5	1	4	6	1.0
31	STERNBERG, Ben	7-0	08:44	1.2	2-5	.400	1-1	1.000	1-2	.500	0	1	1	0.1	0	0	1	1	0	0	6	0.9
0	DIARRA, Mohamed	5-0	18:53	3.8	1-5	.200	0-2	.000	0-0	.000	2	2	4	0.8	2	0	2	2	2	1	2	0.4
12	FRANCOIS, Jackson	6-0	05:09	0.9	0-2	.000	0-1	.000	0-1	.000	0	0	0	0.0	0	0	0	0	0	1	0	0.0
45	MAJAK, Mabor	4-0	05:26	1.4	0-1	.000	0-0	.000	0-0	.000	0	0	0	0.0	2	0	0	1	0	0	0	0.0
Team											15	23	38				5					
Total		14	2825		450-887	.507	136-369	.369	186-250	.744	146	305	451	32.2	262	2	271	170	46	169	1222	87.3
Opponents		14	2825		359-818	.439	126-354	.356	201-273	.736	180	326	506	36.1	234	7	191	269	33	101	1045	74.6

Team Statistics

	MIZ	OPP
Scoring	1222	1045
Points per game	87.3	74.6
Scoring margin	+12.6	-
Field goals-att	450-887	359-818
Field goal pct	.507	.439
3 point fg-att	136-369	126-354
3-point FG pct	.369	.356
3-pt FG made per game	9.7	9.0
Free throws-att	186-250	201-273
Free throw pct	.744	.736
F-Throws made per game	13.3	14.4
Rebounds	451	506
Rebounds per game	32.2	36.1
Rebounding margin	-3.9	-
Assists	271	191
Assists per game	19.4	13.6
Turnovers	170	269
Turnovers per game	12.1	19.2
Turnover margin	+7.1	-
Assist/turnover ratio	1.6	0.7
Steals	169	101
Steals per game	12.1	7.2
Blocks	46	33
Blocks per game	3.3	2.4
Winning streak	0	-
Home win streak	1	-
Attendance	96477	26601
Home games-Avg/Game	10-9648	2-13301
Neutral site-Avg/Game	-	2-12675

Team Results

Date	Opponent		Score	Att.
11/07/2022	Southern Ind.	W	97-91	10723
11/11/2022	Penn	W	92-85	8483
11/13/2022	Lindenwood	W	82-53	7914
11/15/2022	SIUE	W	105-80	8241
11/20/2022	Mississippi Val.	W	83-62	7052
11/23/2022	Coastal Carolina	W	89-51	7459
11/26/2022	Houston Christian	W	105-69	7610
11/29/2022	at Wichita St.	Wot	88-84	7401
12/04/2022	Southeast Mo. St.	W	96-89	8873
12/10/2022	Kansas	L	67-95	15061
12/17/2022	vs UCF	W	68-66	6897
12/22/2022	vs Illinois	W	93-71	18452
12/28/2022	Kentucky	W	89-75	15061
01/04/2023	at Arkansas	L	68-74	19200

Game Records

Record	Overall	Home	Away	Neutral
ALL GAMES	1-1	1-0	0-1	0-0
CONFERENCE	1-1	1-0	0-1	0-0
NON-CONFERENCE	0-0	0-0	0-0	0-0

Score by Periods

Team	1st	2nd	OT	TOT
Missouri	76	81	0	157
Opponents	57	92	0	149

Team Box Score

No.	Player				Total		3-Point		F-Throw		Rebounds											
		GP-GS	MIN	AVG	FG-FGA	FG%	3FG-3FGA	3FG%	FT-FTA	FT%	OFF	DEF	TOT	AVG	PF	DQ	A	TO	BLK	STL	PTS	AVG
24	BROWN, Kobe	2-2	54:50	27.4	13-25	.520	4-8	.500	11-14	.786	2	6	8	4.0	7	0	4	4	0	2	41	20.5
55	EAST II, Sean	2-0	46:09	23.1	10-13	.769	2-3	.667	3-3	1.000	3	2	5	2.5	5	0	4	5	0	2	25	12.5
5	HODGE, D'Moi	2-2	59:05	29.5	8-16	.500	2-8	.250	3-5	.600	1	4	5	2.5	5	0	3	1	1	5	21	10.5
4	GHOLSTON, DeAndre	2-0	38:23	19.2	5-13	.385	2-4	.500	7-9	.778	1	1	2	1.0	2	0	1	3	0	1	19	9.5
10	HONOR, Nick	2-2	73:18	36.7	3-10	.300	2-6	.333	8-9	.889	1	3	4	2.0	6	0	11	0	0	4	16	8.0
35	CARTER, Noah	2-0	39:10	19.6	5-12	.417	1-5	.200	4-7	.571	1	7	8	4.0	3	0	3	1	3	0	15	7.5
2	GOMILLION, Tre	2-2	44:43	22.4	6-11	.545	2-3	.667	0-0	.000	1	4	5	2.5	4	0	3	1	0	1	14	7.0
13	DEGRAY III, Ronnie	2-2	22:56	11.5	1-5	.200	1-5	.200	0-0	.000	1	1	2	1.0	5	0	2	1	2	1	3	1.5
31	STERNBERG, Ben	1-0	00:10	0.2	0-0	.000	0-0	.000	1-2	.500	0	0	0	0.0	0	0	0	0	0	0	1	1.0
23	SHAW, Aidan	2-0	21:07	10.6	1-6	.167	0-2	.000	0-0	.000	3	2	5	2.5	4	0	0	0	0	0	2	1.0
12	FRANCOIS, Jackson	1-0	00:10	0.2	0-0	.000	0-0	.000	0-0	.000	0	0	0	0.0	0	0	0	0	0	0	0	0.0
Team											4	3	7					2				
Total		2	400		52-111	.468	16-44	.364	37-49	.755	18	33	51	25.5	41	0	31	18	6	16	157	78.5
Opponents		2	400		52-110	.473	14-44	.318	31-47	.660	29	48	77	38.5	40	1	28	31	5	12	149	74.5

Team Statistics

	MIZ	OPP
Scoring	157	149
Points per game	78.5	74.5
Scoring margin	+4.0	-
Field goals-att	52-111	52-110
Field goal pct	.468	.473
3 point fg-att	16-44	14-44
3-point FG pct	.364	.318
3-pt FG made per game	8.0	7.0
Free throws-att	37-49	31-47
Free throw pct	.755	.660
F-Throws made per game	18.5	15.5
Rebounds	51	77
Rebounds per game	25.5	38.5
Rebounding margin	-13.0	-
Assists	31	28
Assists per game	15.5	14.0
Turnovers	18	31
Turnovers per game	9.0	15.5
Turnover margin	+6.5	-
Assist/turnover ratio	1.7	0.9
Steals	16	12
Steals per game	8.0	6.0
Blocks	6	5
Blocks per game	3.0	2.5
Winning streak	0	-
Home win streak	1	-
Attendance	15061	19200
Home games-Avg/Game	1-15061	1-19200
Neutral site-Avg/Game	-	0-0

Team Results

Date	Opponent		Score	Att.
12/28/2022	Kentucky	W	89-75	15061
01/04/2023	at Arkansas	L	68-74	19200