



# VANDERBILT WOMEN'S BASKETBALL

#AnchorDown	Game 1	Game 2
<b>Matchup</b>	at Missouri (14-8, 3-6 SEC)	vs. Georgia (15-8, 4-5 SEC)
<b>Date • Time</b>	Thursday, Feb. 2 • 8 p.m. CT	Sunday, Feb. 5 • Noon. CT
<b>Site</b>	Columbia, Mo. • Mizzou Arena (15,061)	Nashville, Tenn. • Memorial Gymnasium (14,316)
<b>Series</b>	Missouri leads, 8-3 (H: 1-4; A: 1-3; N: 1-0)	Georgia leads, 40-28 (H: 13-12; A: 8-21; N: 7-7)
<b>TV</b>	SEC Network • Eric Frede and Tamika Catchings	SECNetwork • Sam Gore and Aja Ellison
<b>Radio</b>	95.9 FM/560 AM • Vanderbilt Athletics App • Jake Lyman	95.9 FM/560 AM • Vanderbilt Athletics App • Jake Lyman

### Commodores By The Numbers

1	Vanderbilt earned its first SEC win and first win of 2023 while snapping a seven-game losing streak in the process. The victory was Vandy since beating Texas A&M in the conference tournament on March 2 last season, and its first SEC regular-season win since beating Florida on Feb. 24 of last season.
2	Ciaja Harbison is averaging 19.6 points per game, which places her second in the conference behind LSU's Angel Reese who is averaging 23.4 ppg. In SEC action, Harbison is averaging 20.6 ppg.
3	Ciaja Harbison has scored in double figures 15 times this season and on 110 occasions in her collegiate career. She has scored 30-plus points three times this season and five times in her career. Her previous career high was 36 points, which she posted against St. Bonaventure last season while playing for Saint Louis. Against Texas A&M last weekend she scored 41 points, which broke her previous season-high 31 points back on Dec. 18.
4	Sacha Washington ranks fourth in the SEC in blocks (33). In 19 of 22 games, she has tallied at least one block while recording a season-high four blocks against Columbia back on Nov. 13. In SEC action, she is averaging 1.87 blocks per game.
5	This is the fifth meeting on the road between Vanderbilt and Missouri in the series. The Dores are 1-3 when playing in Columbia with the last win coming back in 2015-16 with a 56-52 win.
7	Vanderbilt has tallied seven straight games of 10 or more free throws made with a high of 25 made against Arkansas.
9	Washington has grabbed 155 rebounds this season to place her ninth in the SEC and has finished as the team's leading rebounder in 13 games this season.
11	This will be the 11th meeting between Vandy and Georgia since the 2013-14 season and this weekend will be the fifth meeting to take place in Nashville with Georgia holding a 1-3 mark.
16	Marnelle Garraud has scored in double figures 16 times this season, most on the team. In SEC action she has scored in double figures six out of eight times. The only two conference opponents to hold her blow 10 were Mississippi State and LSU. Her high in points during that span was 31 against Arkansas.
2,000	Harbison reached the 2,000 point mark in her career back against South Carolina on Jan 19 and added to it against Texas A&M.

### Last Time Out

**January 29** - Ciaja Harbison scored a program record-tying 41 points to lead Vanderbilt women's basketball to its first SEC win of the season, an 88-79 victory over Texas A&M on Sunday afternoon at Memorial Gymnasium.

Harbison finished 14 of 19 from the field and 11 of 13 from the free throw line to tie the single-game program record set by Chantelle Anderson in 2001 against Mississippi State. Anderson was in attendance to watch Harbison match her record as part of Alumni Day for the Commodores (10-12, 1-7 SEC).

Harbison, a graduate senior guard in her first season at Vanderbilt, scored in a variety of ways to dazzle the crowd. She drained 3-pointers, pull-up jumpers, floaters and driving layups to score 30-plus points for the third time this season.

A week after the Aggies (6-13, 1-8 SEC) broke through for their first SEC win of the season, Vanderbilt did the same behind an efficient offense and aggressive defense.

Texas A&M jumped out to a 7-0 lead as Vandy started 0 for 5 from the field. Harbison, who entered the game as the SEC's second-leading scorer at 18.4 points per game, ended the early drought by converting an acrobatic layup while being fouled for a three-point play to spark the offense and provide a sign of what was to come.

Harbison's two free throws to end the first quarter drew Vandy within 18-15. After Sacha Washington drained a jumper to start the second quarter to cut the deficit to just a point, A&M went on a 7-0 run for a 25-17 lead.

That's when the Dores turned up the defense and began forcing turnovers. Harbison took advantage on the other end by going on a personal 7-0 run and Vandy took its first lead at 29-28 when graduate guard Marnelle Garraud knocked down a 3-pointer with 3:56 remaining in the first half.

Vandy outscored A&M 20-7 to end the second quarter and take a 40-32 lead into halftime. The Dores held the Aggies without a field goal for the final 5:12 of the half. Harbison scored 18 points on 6 of 9 shooting through the first 20 minutes. Vanderbilt forced 10 turnovers and was 13 of 15 from the free throw line in the first half.

Vandy expanded its lead early in the second half with Garraud and Jada Brown hitting back-to-back 3-pointers for a 14-point advantage. Harbison scored the final seven points of the third quarter on a 3-pointer, two free throws and a pull-up jumper to give the Dores a 16-point lead at 72-56.

Texas A&M opened the fourth quarter on an 8-0 run to cut the deficit in half, but Vanderbilt never let the Aggies get any closer.

Harbison scored Vandy's last seven points of the game, including a floater while being fouled. She completed the three-point play by making the free throw to tie Anderson in the record books. Harbison had a chance to break the record, but hit the rim on a jumper with 12 seconds remaining.

Yaubryon Chambers finished with 11 points and career-high tying five assists for Vanderbilt. Garraud had 10 points and six assists. Along with her scoring, Harbison finished with five steals.

The Dores shot 54 percent (29 of 54) from the field, were 21 of 27 from the free throw line and scored 20 points off 17 A&M turnovers.

### 2022-23 Schedule and Results (10-12 • 1-7 SEC)

Nov. 7	at Western Kentucky	ESPN+	W, 82-71
<b>Nov. 10</b>	<b>Samford</b>	<b>SEC Network+</b>	<b>W, 81-51</b>
Nov. 13	at Columbia	ESPN+	W, 74-63
<b>Nov. 15</b>	<b>Tarleton State</b>	<b>SEC Network+</b>	<b>W, 84-48</b>
<b>Nov. 17</b>	<b>Austin Peay</b>	<b>SEC Network+</b>	<b>W, 70-61</b>
<b>Nov. 20</b>	<b>Saint Joseph's</b>	<b>SEC Network+</b>	<b>L, 59-67</b>
Nov. 24	vs. #13/11 NC State •	FloHoops	L, 73-82
Nov. 25	vs. Northern Iowa •	FloHoops	L, 62-65
<b>Nov. 29</b>	<b>USC Upstate</b>	<b>SEC Network+</b>	<b>W, 74-45</b>
Dec. 1	at East Tennessee State	ESPN+	L, 31-44
<b>Dec. 4</b>	<b>UT Martin</b>	<b>SEC Network</b>	<b>L, 54-66</b>
Dec. 8	at Louisiana Tech	ESPN+	W, 75-70 OT
<b>Dec. 18</b>	<b>Lipscomb</b>	<b>SEC Network+</b>	<b>W, 72-71 OT</b>
<b>Dec. 21</b>	<b>Alabama A&amp;M</b>	<b>SEC Network+</b>	<b>W, 76-46</b>
<b>Dec. 29</b>	<b>Mississippi State*</b>	<b>SEC Network+</b>	<b>L, 44-72</b>
Jan. 1	at #9 LSU*	SEC Network+	L, 63-88
Jan. 5	at Ole Miss*	SEC Network+	L, 53-74
<b>Jan. 8</b>	<b>Tennessee*</b>	<b>SEC Network</b>	<b>L, 71-84</b>
Jan. 16	at Arkansas*	SEC Network	L, 81-84
<b>Jan. 19</b>	<b>#1 South Carolina*</b>	<b>SEC Network</b>	<b>L, 48-96</b>
Jan. 22	at Florida*	SEC Network+	L, 55-73
<b>Jan. 29</b>	<b>Texas A&amp;M*</b>	<b>SEC Network</b>	<b>W, 88-79</b>
Feb. 2	at Missouri*	SEC Network	8 p.m.
<b>Feb. 5</b>	<b>Georgia*</b>	<b>SEC Network</b>	<b>Noon</b>
<b>Feb. 9</b>	<b>Arkansas*</b>	<b>SEC Network</b>	<b>8 p.m.</b>
Feb. 12	at Tennessee*	SEC Network+	1 p.m.
Feb. 16	at Alabama*	SEC Network+	6 p.m.
<b>Feb. 19</b>	<b>Kentucky*</b>	<b>SEC Network+</b>	<b>2 p.m.</b>
<b>Feb. 23</b>	<b>LSU*</b>	<b>SEC Network+</b>	<b>6:30 p.m.</b>
Feb. 26	at Auburn*	SEC Network	3 p.m.
March 1-5	SEC Tournament ••	SEC Network	--

All times CT

\* SEC game

• Women's Cancun Challenge (Cancun, Mexico)

•• SEC Tournament (Greenville, S.C.)



# VANDERBILT WOMEN'S BASKETBALL

## Roster

No.	Name	Pos.	Cl.	Ht.	Hometown	High School
2	Jada Brown	G	Fr.	5-8	Bentonville, Ark.	Bentonville
3	Jordyn Cambridge	G	Gr.	5-9	Nashville, Tenn.	Ensworth
5	Yaubryon Chambers	F	Sr.	6-1	Murfreesboro, Tenn.	Providence Christian
11	Ciaja Harbison	G	Gr.	5-6	Louisville, Ky.	Male
12	Demi Washington	G	Sr.	5-10	Wake Forest, N.C.	New Hope (Md.)
14	Marnelle Garraud	G	Gr.	5-7	Lynn, Mass.	Nobles & Greenough School
21	Bella LaChance	G	Jr.	5-6	Davie, Fla.	St. Thomas Aquinas
23	Iyana Moore	G	So.	5-8	Murfreesboro, Tenn.	Blackman
24	Ryanne Allen	G	Fr.	6-1	Warminster, Pa.	Archbishop Wood
35	Sacha Washington	F	So.	6-2	Lawrenceville, Ga.	Collins Hill

## Coaching Staff

<b>Head Coach</b>	Shea Ralph (UConn '01) • 2nd season
<b>Associate Head Coach</b>	Tom Garrick (Rhode Island '88) • 2nd season
<b>Assistant Coach</b>	Ashley Earley (Vanderbilt '05) • 2nd season
<b>Assistant Coach</b>	Kevin DeMille (UConn '13) • 2nd season
<b>Chief of Staff</b>	Christina Foggie (Vanderbilt '14) • 2nd season
<b>Director • Operations</b>	Chris Brann (Florida State, '03) • 2nd season

## Pronunciations

Jada Brown	jay-duh
Yaubryon Chambers	yah-bree-on
Ciaja Harbison	kye-juh
Demi Washington	dem-ee
Marnelle Garraud	marr-nell guh-rod
Bella LaChance	luh-chance
Iyana Moore	eye-on-uh
Ryanne Allen	ryan
Sacha Washington	sah-shuh

## Quick Facts

<b>Name</b>	Vanderbilt University
<b>Location</b>	Nashville, Tenn.
<b>Founded</b>	1873
<b>Enrollment</b>	7,057 (undergraduate) • 12,309 (total)
<b>Nickname</b>	Commodores
<b>Colors</b>	Black and Gold
<b>Facility</b>	Memorial Gymnasium (14,316)
<b>Conference</b>	Southeastern
<b>Affiliation</b>	NCAA Division I
<b>Chancellor</b>	Daniel Diermeier
<b>Vice Chancellor • Athletics Director</b>	Candice Lee
<b>Faculty Athletics Representative</b>	Tracey George
<b>Website</b>	VUCommodores.com

## About the Commodores

<b>2021-22 Overall Record</b>	16-19
<b>2021-22 SEC Record</b>	4-12
<b>Starters Returning • Lost</b>	4 • 1
<b>Letter Winners Returning • Lost</b>	7 • 3

## Program History


<b>Seasons</b>	46th (2022-23)
<b>First Season</b>	1977-78
<b>All-Time Record</b>	873-515 (.629)
<b>SEC Tournament Record</b>	49-36 (.576)
<b>NCAA Tournament Appearances</b>	27 (last in 2014)
<b>NCAA Tournament Record</b>	39-27 (.591)

## Communications

<b>Primary Contact • Credentials</b>	Brian Fremund • brian.fremund@vanderbilt.edu
--------------------------------------	--




# VANDERBILT WOMEN'S BASKETBALL

**2**  **Jada Brown**  
*jay-duh*  
Guard • Freshman • 5-8

**Bentonville, Ark. • Bentonville**

- 2020 6A state champion • Two-time all-state
- 1,043 career points at Bentonville (Ark.)
- 4.1 GPA as a prep


SEASON	TEAM	GP-GS	MIN	AVG	FG-FGA	FG%	3FG-3FGA	3FG%	FT-FTA	FT%	OFF DEF	TOT	AVG	PF-FO	A	TO	BLK	STL	PTS	AVG
2022-23	Vandy	22-21	545/24.8	35-125	.280	24-82	.293	6-8	.750	11	17	28	1.3	29-0	20	36	1	12	100	4.5
<b>TOTAL</b>		<b>22-21</b>	<b>545/24.8</b>	<b>35-125</b>	<b>.280</b>	<b>24-82</b>	<b>.293</b>	<b>6-8</b>	<b>.750</b>	<b>11</b>	<b>17</b>	<b>28</b>	<b>1.3</b>	<b>29-0</b>	<b>20</b>	<b>36</b>	<b>1</b>	<b>12</b>	<b>100</b>	<b>4.5</b>

**3**  **Jordyn Cambridge**  
Guard • Graduate • 5-9

**Nashville, Tenn. • Ensworth**

- Out for season (Achilles)
- NCAA leader in steals (129) in 2021-22
- Two-time All-SEC Defensive Team

SEASON	TEAM	GP-GS	MIN	AVG	FG-FGA	FG%	3FG-3FGA	3FG%	FT-FTA	FT%	OFF DEF	TOT	AVG	PF-FO	A	TO	BLK	STL	PTS	AVG
2018-19	Vandy	24-0	369/15.4	28-83	.337	4-19	.211	18-31	.581	13	29	42	1.8	43-1	40	40	2	20	78	3.3
2019-20	Vandy	30-30	876/29.2	78-225	.347	14-58	.241	40-60	.667	35	122	157	5.2	82-4	105	99	14	85	210	7.0
2021-22	Vandy	33-33	1120/34.0	128-315	.406	12-70	.171	86-140	.614	61	124	185	5.6	82-0	146	110	6	129	354	10.7
<b>TOTAL</b>		<b>87-63</b>	<b>2365/27.2</b>	<b>234-623</b>	<b>.376</b>	<b>30-147</b>	<b>.204</b>	<b>144-231</b>	<b>.623</b>	<b>109</b>	<b>275</b>	<b>384</b>	<b>4.4</b>	<b>207-5</b>	<b>291</b>	<b>249</b>	<b>22</b>	<b>234</b>	<b>642</b>	<b>7.4</b>

**5**  **Yaubryon Chambers**  
*yah-bree-on*  
Forward • Senior • 6-1

**Murfreesboro, Tenn. • Providence Christian**

- Team-best 46.7 FG pct. in 2021-22
- Talented singer, pianist and drummer
- Released multiple singles on Spotify


SEASON	TEAM	GP-GS	MIN	AVG	FG-FGA	FG%	3FG-3FGA	3FG%	FT-FTA	FT%	OFF DEF	TOT	AVG	PF-FO	A	TO	BLK	STL	PTS	AVG
2019-20	Vandy	13-0	86/6.8	12-27	.444	0-0	.000	3-5	.600	5	15	20	1.5	21-0	2	5	1	4	27	2.1
2020-21	Vandy	8-8	205/25.7	22-44	.500	0-1	.000	3-8	.375	24	22	46	5.8	26-0	3	11	8	9	47	5.9
2021-22	Vandy	34-0	336/9.9	21-45	.467	0-0	.000	23-32	.719	28	57	85	2.5	36-1	13	26	8	17	65	1.9
2022-23	Vandy	22-22	497/22.6	52-86	.605	0-0	.000	13-22	.591	46	72	118	5.4	64-4	27	37	9	40	117	5.3
<b>TOTAL</b>		<b>77-30</b>	<b>1126/14.6</b>	<b>107-202</b>	<b>.530</b>	<b>0-1</b>	<b>.000</b>	<b>42-67</b>	<b>.627</b>	<b>103</b>	<b>166</b>	<b>269</b>	<b>3.5</b>	<b>147-5</b>	<b>45</b>	<b>79</b>	<b>26</b>	<b>70</b>	<b>256</b>	<b>3.3</b>

**11**  **Ciaja Harbison**  
*kya-juh*  
Guard • Graduate • 5-6

**Louisville, Ky. • Male**

- Graduate transfer from St. Louis
- St. Louis' second all-time leading scorer (1,688 pts)
- 15.9 points/game as a senior • All-Atlantic 10 selection


SEASON	TEAM	GP-GS	MIN	AVG	FG-FGA	FG%	3FG-3FGA	3FG%	FT-FTA	FT%	OFF DEF	TOT	AVG	PF-FO	A	TO	BLK	STL	PTS	AVG
2018-19	SLU	31-31	1129/36.4	160-389	.411	16-45	.356	117-139	.842	10	108	118	3.8	55-0	139	125	5	53	453	14.6
2019-20	SLU	32-32	1154/36.1	182-469	.388	35-100	.350	94-122	.770	17	57	74	2.3	58-0	132	104	2	49	493	15.4
2020-21	SLU	19-19	705/37.1	114-306	.373	15-70	.214	78-96	.816	6	30	36	1.9	32-0	76	64	7	24	321	16.9
2021-22	SLU	24-24	902/37.6	160-401	.399	31-101	.307	70-88	.795	15	41	56	2.3	53-0	56	71	0	30	421	17.5
2022-23	Vandy	19-19	687/36.2	124-303	.409	18-62	.290	106-128	.828	12	51	63	3.3	30-1	83	57	3	42	372	19.6
<b>TOTAL FOR Vandy</b>		<b>19-19</b>	<b>687/36.2</b>	<b>124-303</b>	<b>.409</b>	<b>18-62</b>	<b>.290</b>	<b>106-128</b>	<b>.828</b>	<b>12</b>	<b>51</b>	<b>63</b>	<b>3.3</b>	<b>30-1</b>	<b>83</b>	<b>57</b>	<b>3</b>	<b>42</b>	<b>372</b>	<b>19.6</b>
<b>TOTAL</b>		<b>125-125</b>	<b>4576/36.6</b>	<b>740-1868</b>	<b>.396</b>	<b>115-378</b>	<b>.304</b>	<b>465-573</b>	<b>.812</b>	<b>60</b>	<b>287</b>	<b>347</b>	<b>2.8</b>	<b>228-1</b>	<b>486</b>	<b>421</b>	<b>17</b>	<b>198</b>	<b>2060</b>	<b>16.5</b>

**12**  **Demi Washington**  
*dem-ee*  
Guard • Senior • 5-10

**Wake Forest, N.C. • New Hope (Md.)**

- Started 27 of 35 games in 2021-22
- Top 100 recruit by ESPNHoopGuriz
- 1,000-point scorer as a prep


SEASON	TEAM	GP-GS	MIN	AVG	FG-FGA	FG%	3FG-3FGA	3FG%	FT-FTA	FT%	OFF DEF	TOT	AVG	PF-FO	A	TO	BLK	STL	PTS	AVG
2019-20	Vandy	29-11	451/15.6	48-124	.387	0-2	.000	14-18	.778	14	26	40	1.4	57-0	13	31	3	14	110	3.8
2021-22	Vandy	35-27	717/20.5	78-173	.451	0-2	.000	13-28	.464	39	92	131	3.7	63-1	22	44	2	27	169	4.8
2022-23	Vandy	22-2	394/17.9	32-79	.405	2-9	.222	24-35	.686	18	45	63	2.9	49-1	15	19	3	21	90	4.1
<b>TOTAL</b>		<b>86-40</b>	<b>1562/18.2</b>	<b>158-376</b>	<b>.420</b>	<b>2-13</b>	<b>.154</b>	<b>51-81</b>	<b>.630</b>	<b>71</b>	<b>163</b>	<b>234</b>	<b>2.7</b>	<b>169-2</b>	<b>50</b>	<b>94</b>	<b>8</b>	<b>62</b>	<b>369</b>	<b>4.3</b>

**14**  **Marnelle Garraud**  
*marr-nell guh-rod*  
Guard • Graduate • 5-7

**Lynn, Mass. • Nobles & Greenough School**

- Grad transfer from Boston College (started 102 of 114 games)
- 1 of 2 players in BC history with 200+ career steals
- 1,000-point scorer as a prep


SEASON	TEAM	GP-GS	MIN	AVG	FG-FGA	FG%	3FG-3FGA	3FG%	FT-FTA	FT%	OFF DEF	TOT	AVG	PF-FO	A	TO	BLK	STL	PTS	AVG
2018-19	BC	30-22	720/24.0	83-230	.361	38-123	.309	39-49	.796	42	59	101	3.4	85-0	73	80	2	49	243	8.1
2019-20	BC	32-28	985/30.8	107-262	.408	56-147	.381	42-56	.750	13	82	95	3.0	86-4	119	93	10	62	312	9.8
2020-21	BC	19-19	588/31.0	47-143	.329	28-92	.304	16-16	1.000	12	35	47	2.5	53-1	58	56	7	39	138	7.3
2021-22	BC	33-33	965/29.2	83-220	.377	51-149	.342	34-46	.739	12	88	100	3.0	77-1	123	85	7	52	251	7.6
2022-23	Vandy	22-22	769/35.0	106-273	.388	59-147	.401	30-38	.789	17	49	66	3.0	59-0	49	45	10	32	301	13.7
<b>TOTAL FOR Vandy</b>		<b>22-22</b>	<b>769/35.0</b>	<b>106-273</b>	<b>.388</b>	<b>59-147</b>	<b>.401</b>	<b>30-38</b>	<b>.789</b>	<b>17</b>	<b>49</b>	<b>66</b>	<b>3.0</b>	<b>59-0</b>	<b>49</b>	<b>45</b>	<b>10</b>	<b>32</b>	<b>301</b>	<b>13.7</b>
<b>TOTAL</b>		<b>136-124</b>	<b>4027/29.6</b>	<b>426-1128</b>	<b>.378</b>	<b>232-658</b>	<b>.353</b>	<b>161-205</b>	<b>.785</b>	<b>96</b>	<b>313</b>	<b>409</b>	<b>3.0</b>	<b>360-6</b>	<b>422</b>	<b>359</b>	<b>36</b>	<b>234</b>	<b>1245</b>	<b>9.2</b>

**21**  **Bella LaChance**  
*luh-chance*  
Guard • Sophomore • 5-8

**Davie, Fla. • St. Thomas Aquinas**

- 2021-22 SEC Community Service Team
- 2019 Miami Herald and Sun Sentinel 9A-7A Player of the Year
- Tough, fiesty, energy-giver, vocal

SEASON	TEAM	GP-GS	MIN	AVG	FG-FGA	FG%	3FG-3FGA	3FG%	FT-FTA	FT%	OFF DEF	TOT	AVG	PF-FO	A	TO	BLK	STL	PTS	AVG
2020-21	Vandy	8-0	93/11.7	3-11	.273	0-2	.000	4-6	.667	1	6	7	0.9	11-0	7	4	0	4	10	1.3
2021-22	Vandy	26-14	289/11.1	10-37	.270	5-17	.294	12-16	.750	3	17	20	0.8	20-0	17	6	1	9	37	1.4
2022-23	Vandy	22-2	480/21.8	20-58	.345	6-20	.300	31-38	.816	3	37	40	1.8	40-1	29	25	1	8	77	3.5
<b>TOTAL</b>		<b>56-16</b>	<b>862/15.4</b>	<b>33-106</b>	<b>.311</b>	<b>11-39</b>	<b>.282</b>	<b>47-60</b>	<b>.783</b>	<b>7</b>	<b>60</b>	<b>67</b>	<b>1.2</b>	<b>71-1</b>	<b>53</b>	<b>35</b>	<b>2</b>	<b>21</b>	<b>124</b>	<b>2.2</b>

**23**  **Ilyana Moore**  
*eye-on-uh*  
Guard • Sophomore • 5-8

**Murfreesboro, Tenn. • Blackman**

- Out for season (ACL)
- 2021-22 SEC All-Freshman team
- Program record nine 3-pointers made vs. Alabama State (12.28.21)


SEASON	TEAM	GP-GS	MIN	AVG	Field Goals	3-Point	F-Throws	Rebounds	PF-FO	A	TO	BLK	STL	PTS	AVG					
2021-22	Vandy	35-17	1136/32.5	148-396	.374	79-207	.382	69-86	.802	32	71	103	2.9	67-1	89	99	6	55	444	12.7
<b>TOTAL</b>		<b>35-17</b>	<b>1136/32.5</b>	<b>148-396</b>	<b>.374</b>	<b>79-207</b>	<b>.382</b>	<b>69-86</b>	<b>.802</b>	<b>32</b>	<b>71</b>	<b>103</b>	<b>2.9</b>	<b>67-1</b>	<b>89</b>	<b>99</b>	<b>6</b>	<b>55</b>	<b>444</b>	<b>12.7</b>

**24**  **Ryenne Allen**  
Guard • Freshman • 6-1

**Warminster, Pa. • Archbishop Wood**

- Led Warminster to 2021 state title
- Top 100 recruit by ESPNHoopGuriz
- Prospects Nation 2022 ELITE 100 watch list

SEASON	TEAM	GP-GS	MIN	AVG	Field Goals	3-Point	F-Throws	Rebounds	PF-FO	A	TO	BLK	STL	PTS	AVG					
2022-23	Vandy	21-0	411/19.6	43-112	.384	28-79	.354	16-20	.800	9	38	47	2.2	55-3	16	23	2	9	130	6.2
<b>TOTAL</b>		<b>21-0</b>	<b>411/19.6</b>	<b>43-112</b>	<b>.384</b>	<b>28-79</b>	<b>.354</b>	<b>16-20</b>	<b>.800</b>	<b>9</b>	<b>38</b>	<b>47</b>	<b>2.2</b>	<b>55-3</b>	<b>16</b>	<b>23</b>	<b>2</b>	<b>9</b>	<b>130</b>	<b>6.2</b>

**35**  **Sacha Washington**  
*sah-shuh*  
Forward • Sophomore • 6-2

**Lawrenceville, Ga. • Collins Hill**

- 2021-22 SEC All-Freshman team
- Two-time SEC Freshman of the Week
- Participated in home run derby vs. Nashville Predators (fall of 2022)



## 2022-23 Vanderbilt Women's Basketball Combined Team Statistics All games

### Game Records

Record	Overall	Home	Away	Neutral
ALL GAMES	10-12	7-5	3-5	0-2
CONFERENCE	1-7	1-3	0-4	0-0
NON-CONFERENCE	9-5	6-2	3-1	0-2

### Score by Periods

Team	1st	2nd	3rd	4th	OT	TOT
Vanderbilt	304	335	416	387	28	1470
Opponents	335	346	405	392	22	1500

### Team Box Score

No.	Player	Total			3-Point		F-Throw		Rebounds				Other				PTS	AVG				
		GP-GS	MIN	AVG	FG-FGA	FG%	3FG-3FGA	3FG%	FT-FTA	FT%	OFF	DEF	TOT	AVG	PF	DQ			A	TO	BLK	STL
11	HARBISON, Cijaja	19-19	687:02	36.2	124-303	.409	18-62	.290	106-128	.828	12	51	63	3.3	30	1	83	57	3	42	372	19.6
14	GARRAUD, Marnelle	22-22	768:59	35.0	106-273	.388	59-147	.401	30-38	.789	17	49	66	3.0	59	0	49	45	10	32	301	13.7
35	WASHINGTON, Sacha	22-22	542:51	24.7	82-192	.427	0-1	.000	49-79	.620	58	97	155	7.0	57	3	23	43	33	18	213	9.7
32	WILLIAMS, Amauri	11-0	137:02	12.5	24-49	.490	2-5	.400	20-34	.588	13	28	41	3.7	30	1	1	21	5	3	70	6.4
24	ALLEN, Rynne	21-0	410:48	19.6	43-112	.384	28-79	.354	16-20	.800	9	38	47	2.2	55	3	16	23	2	9	130	6.2
5	CHAMBERS, Yaubryon	22-22	496:56	22.6	52-86	.605	0-0	.000	13-22	.591	46	72	118	5.4	64	4	27	37	9	40	117	5.3
2	BROWN, Jada	22-21	544:54	24.8	35-125	.280	24-82	.293	6-8	.750	11	17	28	1.3	29	0	20	36	1	12	100	4.5
12	WASHINGTON, Demi	22-2	393:49	17.9	32-79	.405	2-9	.222	24-35	.686	18	45	63	2.9	49	1	15	19	3	21	90	4.1
21	LACHANCE, Bella	22-2	480:01	21.8	20-58	.345	6-20	.300	31-38	.816	3	37	40	1.8	40	1	29	25	1	8	77	3.5
Team											46	48	94						17			
<b>Total</b>		<b>22</b>	<b>4462</b>		<b>518-1277</b>	<b>.406</b>	<b>139-405</b>	<b>.343</b>	<b>295-402</b>	<b>.734</b>	<b>233</b>	<b>482</b>	<b>715</b>	<b>32.5</b>	<b>413</b>	<b>14</b>	<b>263</b>	<b>323</b>	<b>67</b>	<b>185</b>	<b>1470</b>	<b>66.8</b>
<b>Opponents</b>		<b>22</b>	<b>4458</b>		<b>552-1269</b>	<b>.435</b>	<b>125-403</b>	<b>.310</b>	<b>271-409</b>	<b>.663</b>	<b>286</b>	<b>562</b>	<b>848</b>	<b>38.5</b>	<b>419</b>	<b>8</b>	<b>310</b>	<b>383</b>	<b>98</b>	<b>141</b>	<b>1500</b>	<b>68.2</b>

### Team Statistics

	VANDY	OPP
<b>Scoring</b>	<b>1470</b>	<b>1500</b>
Points per game	66.8	68.2
Scoring margin	-1.4	-
<b>Field goals-att</b>	<b>518-1277</b>	<b>552-1269</b>
Field goal pct	.406	.435
<b>3 point fg-att</b>	<b>139-405</b>	<b>125-403</b>
3-point FG pct	.343	.310
3-pt FG made per game	6.3	5.7
<b>Free throws-att</b>	<b>295-402</b>	<b>271-409</b>
Free throw pct	.734	.663
F-Throws made per game	13.4	12.3
<b>Rebounds</b>	<b>715</b>	<b>848</b>
Rebounds per game	32.5	38.5
Rebounding margin	-6.0	-
<b>Assists</b>	<b>263</b>	<b>310</b>
Assists per game	12.0	14.1
<b>Turnovers</b>	<b>323</b>	<b>383</b>
Turnovers per game	14.7	17.4
Turnover margin	+2.7	-
Assist/turnover ratio	0.8	0.8
<b>Steals</b>	<b>185</b>	<b>141</b>
Steals per game	8.4	6.4
<b>Blocks</b>	<b>67</b>	<b>98</b>
Blocks per game	3.0	4.5
<b>Winning streak</b>	<b>1</b>	<b>-</b>
Home win streak	1	-
<b>Attendance</b>	<b>28522</b>	<b>19060</b>
Home games-Avg/Game	12-2377	8-2383
Neutral site-Avg/Game	-	2-143

### Team Results

Date	Opponent	Score	Att.
11/07/2022	at Western Ky.	W 82-71	1387
11/10/2022	Samford	W 81-51	1702
11/13/2022	at Columbia	W 74-63	913
11/15/2022	Tarleton St.	W 84-48	2663
11/17/2022	Austin Peay	W 70-61	1695
11/20/2022	Saint Joseph's	L 59-67	1717
11/24/2022	vs NC State	L 73-82	161
11/25/2022	vs UNI	L 62-65	125
11/29/2022	USC Upstate	W 74-45	1762
12/01/2022	at ETSU	L 31-44	707
12/04/2022	UT Martin	L 54-66	1913
12/08/2022	at Louisiana Tech	Wot 75-70	1515
12/18/2022	Lipscomb	Wot 72-71	2480
12/21/2022	Alabama A&M	W 76-46	1900
12/29/2022	Mississippi St.	L 44-72	2456
01/01/2023	at LSU	L 63-88	7285
01/05/2023	at Ole Miss	L 53-74	2235
01/08/2023	Tennessee	L 71-84	4830
01/16/2023	at Arkansas	L 81-84	3693
01/19/2023	South Carolina	L 48-96	3028
01/22/2023	at Florida	L 55-73	1325
01/29/2023	Texas A&M	W 88-79	2376



**2022-23 Vanderbilt Women's Basketball  
Extended Season Box Score  
All games**

**Game Records**

Record	Overall	Home	Away	Neutral
ALL GAMES	10-12	7-5	3-5	0-2
CONFERENCE	1-7	1-3	0-4	0-0
NON-CONFERENCE	9-5	6-2	3-1	0-2

**Team Box Score Extended**

No.	Player				Total		3-Point		F-Throw		Rebounds																
		GP-GS	MIN	AVG	FG-FGA	FG%	3FG-3FGA	3FG%	FT-FTA	FT%	OFF	DEF	TOT	AVG	PF	DQ	A	A/G	TO	TO/G	A/TO	BLK	BLK/G	STL	STL/G	PTS	AVG
11	HARBISON, Cijaja	19-19	687:02	36.2	124-303	.409	18-62	.290	106-128	.828	12	51	63	3.3	30	1	83	4.37	57	3.00	1.46	3	0.16	42	2.21	372	19.6
14	GARRAUD, Marnelle	22-22	768:59	35.0	106-273	.388	59-147	.401	30-38	.789	17	49	66	3.0	59	0	49	2.23	45	2.05	1.09	10	0.45	32	1.45	301	13.7
35	WASHINGTON, Sacha	22-22	542:51	24.7	82-192	.427	0-1	.000	49-79	.620	58	97	155	7.0	57	3	23	1.05	43	1.95	0.53	33	1.50	18	0.82	213	9.7
32	WILLIAMS, Amauri	11-0	137:02	12.5	24-49	.490	2-5	.400	20-34	.588	13	28	41	3.7	30	1	1	0.09	21	1.91	0.05	5	0.45	3	0.27	70	6.4
24	ALLEN, Ryanne	21-0	410:48	19.6	43-112	.384	28-79	.354	16-20	.800	9	38	47	2.2	55	3	16	0.76	23	1.10	0.70	2	0.10	9	0.43	130	6.2
5	CHAMBERS, Yaubryon	22-22	496:56	22.6	52-86	.605	0-0	.000	13-22	.591	46	72	118	5.4	64	4	27	1.23	37	1.68	0.73	9	0.41	40	1.82	117	5.3
2	BROWN, Jada	22-21	544:54	24.8	35-125	.280	24-82	.293	6-8	.750	11	17	28	1.3	29	0	20	0.91	36	1.64	0.56	1	0.05	12	0.55	100	4.5
12	WASHINGTON, Demi	22-2	393:49	17.9	32-79	.405	2-9	.222	24-35	.686	18	45	63	2.9	49	1	15	0.68	19	0.86	0.79	3	0.14	21	0.95	90	4.1
21	LACHANCE, Bella	22-2	480:01	21.8	20-58	.345	6-20	.300	31-38	.816	3	37	40	1.8	40	1	29	1.32	25	1.14	1.16	1	0.05	8	0.36	77	3.5
<b>Total</b>		<b>22</b>	<b>4462</b>		<b>518-1277</b>	<b>.406</b>	<b>139-405</b>	<b>.343</b>	<b>295-402</b>	<b>.734</b>	<b>233</b>	<b>482</b>	<b>715</b>	<b>32.5</b>	<b>413</b>	<b>14</b>	<b>263</b>	<b>11.95</b>	<b>323</b>	<b>14.68</b>	<b>0.81</b>	<b>67</b>	<b>3.05</b>	<b>185</b>	<b>8.41</b>	<b>1470</b>	<b>66.8</b>
<b>Opponents</b>		<b>22</b>	<b>4458</b>		<b>552-1269</b>	<b>.435</b>	<b>125-403</b>	<b>.310</b>	<b>271-409</b>	<b>.663</b>	<b>286</b>	<b>562</b>	<b>848</b>	<b>38.5</b>	<b>419</b>	<b>8</b>	<b>310</b>	<b>14.09</b>	<b>383</b>	<b>17.41</b>	<b>0.81</b>	<b>98</b>	<b>4.45</b>	<b>141</b>	<b>6.41</b>	<b>1500</b>	<b>68.2</b>

**Score by Periods**

Team	1st	2nd	3rd	4th	OT	TOT
Vanderbilt	304	335	416	387	28	1470
Opponents	335	346	405	392	22	1500



2022-23 Vanderbilt Women's Basketball  
Season Box - Average per 40 Minutes  
All games

##	Player	min	fgm	fga	pct	3fgm	3fga	pct	ftm	fta	pct	oreb	dreb	treb	pf	a	to	blk	stl	pts
24	ALLEN, Ryanne	40	4.2	10.9	.384	2.7	7.7	.354	1.6	1.9	.800	0.9	3.7	4.6	5.4	1.6	2.2	0.2	0.9	12.7
2	BROWN, Jada	40	2.6	9.2	.280	1.8	6.0	.293	0.4	0.6	.750	0.8	1.2	2.1	2.1	1.5	2.6	0.1	0.9	7.3
5	CHAMBERS, Yaubryon	40	4.2	6.9	.605	0.0	0.0	.000	1.0	1.8	.591	3.7	5.8	9.5	5.2	2.2	3.0	0.7	3.2	9.4
14	GARRAUD, Marnelle	40	5.5	14.2	.388	3.1	7.6	.401	1.6	2.0	.789	0.9	2.5	3.4	3.1	2.5	2.3	0.5	1.7	15.7
11	HARBISON, Cijaja	40	7.2	17.6	.409	1.0	3.6	.290	6.2	7.5	.828	0.7	3.0	3.7	1.7	4.8	3.3	0.2	2.4	21.7
21	LACHANCE, Bella	40	1.7	4.8	.345	0.5	1.7	.300	2.6	3.2	.816	0.2	3.1	3.3	3.3	2.4	2.1	0.1	0.7	6.4
12	WASHINGTON, Demi	40	3.3	8.0	.405	0.2	0.9	.222	2.4	3.6	.686	1.8	4.6	6.4	5.0	1.5	1.9	0.3	2.1	9.1
35	WASHINGTON, Sacha	40	6.0	14.1	.427	0.0	0.1	.000	3.6	5.8	.620	4.3	7.1	11.4	4.2	1.7	3.2	2.4	1.3	15.7
32	WILLIAMS, Amauri	40	7.0	14.3	.490	0.6	1.5	.400	5.8	9.9	.588	3.8	8.2	12.0	8.8	0.3	6.1	1.5	0.9	20.4

Note: All statistics are pro-rated based on an average per 40-minute game.



**2022-23 Vanderbilt Women's Basketball  
Team Overall Conference  
All games**

**Summary**

Player	Overall Statistics										Conference Statistics									
	GP-GS	MIN/G	FG%	3FG%	FT%	R/G	A/G	STL	BLK	PTS/G	GP-GS	MIN/G	FG%	3FG%	FT%	R/G	A/G	STL	BLK	PTS/G
HARBISON, Ciaja	19-19	36.2	.409	.290	.828	3.3	4.4	42	3	19.6	8-8	37.0	.393	.355	.816	3.1	2.8	19	0	20.6
GARRAUD, Marnelle	22-22	35.0	.388	.401	.789	3.0	2.2	32	10	13.7	8-8	37.0	.360	.421	.750	3.4	2.5	7	1	14.9
WASHINGTON, Sacha	22-22	24.7	.427	.000	.620	7.0	1.0	18	33	9.7	8-8	26.7	.333	.000	.625	6.6	1.1	9	13	8.5
WILLIAMS, Amauri	11-0	12.5	.490	.400	.588	3.7	0.1	3	5	6.4	0-0	0.0	.000	.000	.000	0.0	0.0	0	0	0.0
ALLEN, Rynanne	21-0	19.6	.384	.354	.800	2.2	0.8	9	2	6.2	8-0	19.7	.351	.360	.333	1.5	0.9	1	0	4.6
CHAMBERS, Yaubryon	22-22	22.6	.605	.000	.591	5.4	1.2	40	9	5.3	8-8	20.2	.481	.000	.667	4.4	1.8	11	1	4.0
BROWN, Jada	22-21	24.8	.280	.293	.750	1.3	0.9	12	1	4.5	8-8	25.0	.275	.300	.500	0.5	0.5	2	1	4.0
WASHINGTON, Demi	22-2	17.9	.405	.222	.686	2.9	0.7	21	3	4.1	8-0	14.7	.368	.667	.500	2.5	0.3	5	2	2.3
LACHANCE, Bella	22-2	21.8	.345	.300	.816	1.8	1.3	8	1	3.5	8-0	19.7	.429	.300	.786	1.3	0.5	1	0	4.0
<b>Totals</b>	<b>22</b>		<b>.406</b>	<b>.343</b>	<b>.734</b>	<b>32.5</b>	<b>12.0</b>	<b>185</b>	<b>67</b>	<b>66.8</b>	<b>8</b>		<b>.369</b>	<b>.372</b>	<b>.713</b>	<b>28.1</b>	<b>10.3</b>	<b>55</b>	<b>18</b>	<b>62.9</b>
<b>Opponent</b>	<b>22</b>		<b>.435</b>	<b>.310</b>	<b>.663</b>	<b>38.5</b>	<b>14.1</b>	<b>141</b>	<b>98</b>	<b>68.2</b>	<b>8</b>		<b>.507</b>	<b>.343</b>	<b>.716</b>	<b>43.1</b>	<b>16.6</b>	<b>54</b>	<b>55</b>	<b>81.3</b>

**Scoring**

Player	Overall Statistics										Conference Statistics									
	FG-FGA	FG%	3FG-3FGA	3FG%	FT-FTA	FT%	PTS	PTS/G	FG-FGA	FG%	3FG-3FGA	3FG%	FT-FTA	FT%	PTS	PTS/G				
HARBISON, Ciaja	124-303	.409	18-62	.290	106-128	.828	372	19.6	57-145	.393	11-31	.355	40-49	.816	165	20.6				
GARRAUD, Marnelle	106-273	.388	59-147	.401	30-38	.789	301	13.7	40-111	.360	24-57	.421	15-20	.750	119	14.9				
WASHINGTON, Sacha	82-192	.427	0-1	.000	49-79	.620	213	9.7	24-72	.333	0-0	.000	20-32	.625	68	8.5				
WILLIAMS, Amauri	24-49	.490	2-5	.400	20-34	.588	70	6.4	0-0	.000	0-0	.000	0-0	.000	0	0.0				
ALLEN, Rynanne	43-112	.384	28-79	.354	16-20	.800	130	6.2	13-37	.351	9-25	.360	2-6	.333	37	4.6				
CHAMBERS, Yaubryon	52-86	.605	0-0	.000	13-22	.591	117	5.3	13-27	.481	0-0	.000	6-9	.667	32	4.0				
BROWN, Jada	35-125	.280	24-82	.293	6-8	.750	100	4.5	11-40	.275	9-30	.300	1-2	.500	32	4.0				
WASHINGTON, Demi	32-79	.405	2-9	.222	24-35	.686	90	4.1	7-19	.368	2-3	.667	2-4	.500	18	2.3				
LACHANCE, Bella	20-58	.345	6-20	.300	31-38	.816	77	3.5	9-21	.429	3-10	.300	11-14	.786	32	4.0				
<b>Totals</b>	<b>518-1277</b>	<b>.406</b>	<b>139-405</b>	<b>.343</b>	<b>295-402</b>	<b>.734</b>	<b>1470</b>	<b>66.8</b>	<b>174-472</b>	<b>.369</b>	<b>58-156</b>	<b>.372</b>	<b>97-136</b>	<b>.713</b>	<b>503</b>	<b>62.9</b>				
<b>Opponent</b>	<b>552-1269</b>	<b>.435</b>	<b>125-403</b>	<b>.310</b>	<b>271-409</b>	<b>.663</b>	<b>1500</b>	<b>68.2</b>	<b>246-485</b>	<b>.507</b>	<b>47-137</b>	<b>.343</b>	<b>111-155</b>	<b>.716</b>	<b>650</b>	<b>81.3</b>				

**Totals**

Player	Overall Statistics										Conference Statistics									
	O-REB	D-REB	TOTAL	PF	FO	A	TO	A/TO	HI	PTS	O-REB	D-REB	TOTAL	PF	FO	A	TO	A/TO	HI	PTS
HARBISON, Ciaja	12	51	63	30	1	83	57	1.5	41	5	20	25	15	1	22	27	0.8	41	41	
GARRAUD, Marnelle	17	49	66	59	0	49	45	1.1	31	6	21	27	23	0	20	23	0.9	31	31	
WASHINGTON, Sacha	58	97	155	57	3	23	43	0.5	23	26	27	53	21	1	9	10	0.9	13	13	
WILLIAMS, Amauri	13	28	41	30	1	1	21	0.0	13	0	0	0	0	0	0	0	0.0	0	0	
ALLEN, Rynanne	9	38	47	55	3	16	23	0.7	17	3	9	12	25	3	7	7	1.0	8	8	
CHAMBERS, Yaubryon	46	72	118	64	4	27	37	0.7	14	16	19	35	26	1	14	10	1.4	11	11	
BROWN, Jada	11	17	28	29	0	20	36	0.6	12	2	2	4	10	0	4	11	0.4	9	9	
WASHINGTON, Demi	18	45	63	49	1	15	19	0.8	13	7	13	20	16	0	2	4	0.5	8	8	
LACHANCE, Bella	3	37	40	40	1	29	25	1.2	7	0	10	10	17	1	4	16	0.3	7	7	
<b>Totals</b>	<b>233</b>	<b>482</b>	<b>715</b>	<b>413</b>	<b>14</b>	<b>263</b>	<b>323</b>	<b>0.8</b>	<b>88</b>	<b>85</b>	<b>140</b>	<b>225</b>	<b>153</b>	<b>7</b>	<b>82</b>	<b>109</b>	<b>0.8</b>	<b>88</b>	<b>88</b>	
<b>Opponent</b>	<b>286</b>	<b>562</b>	<b>848</b>	<b>419</b>	<b>8</b>	<b>310</b>	<b>383</b>	<b>0.8</b>	<b>96</b>	<b>116</b>	<b>229</b>	<b>345</b>	<b>146</b>	<b>2</b>	<b>133</b>	<b>117</b>	<b>1.1</b>	<b>96</b>	<b>96</b>	



**2022-23 Vanderbilt Women's Basketball  
Season/Career Statistics  
All games**

**Summary**

Player	Season Statistics										Career Statistics									
	GP-GS	MIN/G	FG%	3FG%	FT%	R/G	A/G	STL	BLK	PTS/G	GP-GS	MIN/G	FG%	3FG%	FT%	R/G	A/G	STL	BLK	PTS/G
ALLEN, Ryanne	21-0	19.6	.384	.354	.800	2.2	0.8	9	2	6.2	21-0	19.6	.384	.354	.800	2.2	0.8	9	2	6.2
BROWN, Jada	22-21	24.8	.280	.293	.750	1.3	0.9	12	1	4.5	22-21	24.8	.280	.293	.750	1.3	0.9	12	1	4.5
CHAMBERS, Yaubryon	22-22	22.6	.605	.000	.591	5.4	1.2	40	9	5.3	77-30	14.6	.530	.000	.627	3.5	0.6	70	26	3.3
GARRAUD, Marnelle	22-22	35.0	.388	.401	.789	3.0	2.2	32	10	13.7	136-124	29.6	.378	.353	.785	3.0	3.1	234	36	9.2
HARBISON, Cijaja	19-19	36.2	.409	.290	.828	3.3	4.4	42	3	19.6	125-125	36.6	.396	.304	.812	2.8	3.9	198	17	16.5
LACHANCE, Bella	22-2	21.8	.345	.300	.816	1.8	1.3	8	1	3.5	56-16	15.4	.311	.282	.783	1.2	0.9	21	2	2.2
WASHINGTON, Demi	22-2	17.9	.405	.222	.686	2.9	0.7	21	3	4.1	86-40	18.2	.420	.154	.630	2.7	0.6	62	8	4.3
WASHINGTON, Sacha	22-22	24.7	.427	.000	.620	7.0	1.0	18	33	9.7	57-30	21.9	.447	.000	.652	6.8	0.9	44	52	8.4
WILLIAMS, Amauri	11-0	12.5	.490	.400	.588	3.7	0.1	3	5	6.4	11-0	12.5	.490	.400	.588	3.7	0.1	3	5	6.4

**Scoring**

Player	Season Statistics								Career Statistics							
	FG-FGA	FG%	3FG-3FGA	3FG%	FT-FTA	FT%	PTS	PTS/G	FG-FGA	FG%	3FG-3FGA	3FG%	FT-FTA	FT%	PTS	PTS/G
ALLEN, Ryanne	43-112	.384	28-79	.354	16-20	.800	130	6.2	43-112	.384	28-79	.354	16-20	.800	130	6.2
BROWN, Jada	35-125	.280	24-82	.293	6-8	.750	100	4.5	35-125	.280	24-82	.293	6-8	.750	100	4.5
CHAMBERS, Yaubryon	52-86	.605	0-0	.000	13-22	.591	117	5.3	107-202	.530	0-1	.000	42-67	.627	256	3.3
GARRAUD, Marnelle	106-273	.388	59-147	.401	30-38	.789	301	13.7	426-1128	.378	232-658	.353	161-205	.785	1245	9.2
HARBISON, Cijaja	124-303	.409	18-62	.290	106-128	.828	372	19.6	740-1868	.396	115-378	.304	465-573	.812	2060	16.5
LACHANCE, Bella	20-58	.345	6-20	.300	31-38	.816	77	3.5	33-106	.311	11-39	.282	47-60	.783	124	2.2
WASHINGTON, Demi	32-79	.405	2-9	.222	24-35	.686	90	4.1	158-376	.420	2-13	.154	51-81	.630	369	4.3
WASHINGTON, Sacha	82-192	.427	0-1	.000	49-79	.620	213	9.7	186-416	.447	0-1	.000	107-164	.652	479	8.4
WILLIAMS, Amauri	24-49	.490	2-5	.400	20-34	.588	70	6.4	24-49	.490	2-5	.400	20-34	.588	70	6.4

**Totals**

Player	Season Statistics									Career Statistics						
	O-REB	D-REB	TOTAL	PF	FO	A	TO	A/TO	O-REB	D-REB	TOTAL	PF	FO	A	TO	A/TO
ALLEN, Ryanne	9	38	47	55	3	16	23	0.7	9	38	47	55	3	16	23	0.7
BROWN, Jada	11	17	28	29	0	20	36	0.6	11	17	28	29	0	20	36	0.6
CHAMBERS, Yaubryon	46	72	118	64	4	27	37	0.7	103	166	269	147	5	45	79	0.6
GARRAUD, Marnelle	17	49	66	59	0	49	45	1.1	96	313	409	360	6	422	359	1.2
HARBISON, Cijaja	12	51	63	30	1	83	57	1.5	60	287	347	228	1	486	421	1.2
LACHANCE, Bella	3	37	40	40	1	29	25	1.2	7	60	67	71	1	53	35	1.5
WASHINGTON, Demi	18	45	63	49	1	15	19	0.8	71	163	234	169	2	50	94	0.5
WASHINGTON, Sacha	58	97	155	57	3	23	43	0.5	171	214	385	144	5	49	100	0.5
WILLIAMS, Amauri	13	28	41	30	1	1	21	0.0	13	28	41	30	1	1	21	0.0



**2022-23 Vanderbilt Women's Basketball  
Season Schedule/Results & Leaders  
All games**

**Game Records**

Record	Overall	Home	Away	Neutral
ALL GAMES	10-12	7-5	3-5	0-2
CONFERENCE	1-7	1-3	0-4	0-0
NON-CONFERENCE	9-5	6-2	3-1	0-2

**Team Results**

Date	Opponent		Score	Att.	High Points	High Rebounds
11/07/2022	at Western Ky.	W	82-71	1387	(28) HARBISON, Cijaja	(8) CHAMBERS, Yaubryon (8) WASHINGTON, Sacha
11/10/2022	Samford	W	81-51	1702	(17) ALLEN, Ryanne	(10) WASHINGTON, Sacha
11/13/2022	at Columbia	W	74-63	913	(27) HARBISON, Cijaja	(6) WASHINGTON, Demi (6) WILLIAMS, Amauri
11/15/2022	Tarleton St.	W	84-48	2663	(16) GARRAUD, Marnelle	(6) HARBISON, Cijaja (6) WASHINGTON, Sacha
11/17/2022	Austin Peay	W	70-61	1695	(22) HARBISON, Cijaja	(9) WASHINGTON, Sacha
11/20/2022	Saint Joseph's	L	59-67	1717	(11) GARRAUD, Marnelle (11) ALLEN, Ryanne	(8) CHAMBERS, Yaubryon
11/24/2022	vs NC State	L	73-82	161	(34) HARBISON, Cijaja	(7) WASHINGTON, Sacha
11/25/2022	vs UNI	L	62-65	125	(14) HARBISON, Cijaja	(11) CHAMBERS, Yaubryon
11/29/2022	USC Upstate	W	74-45	1762	(16) GARRAUD, Marnelle	(6) LACHANCE, Bella
12/01/2022	at ETSU	L	31-44	707	(12) GARRAUD, Marnelle	(6) CHAMBERS, Yaubryon (6) WASHINGTON, Demi
12/04/2022	UT Martin	L	54-66	1913	(19) GARRAUD, Marnelle	(7) WASHINGTON, Sacha
12/08/2022	at Louisiana Tech	Wot	75-70	1515	(31) GARRAUD, Marnelle	(9) WASHINGTON, Sacha
12/18/2022	Lipscomb	Wot	72-71	2480	(31) HARBISON, Cijaja	(12) CHAMBERS, Yaubryon (12) WASHINGTON, Sacha
12/21/2022	Alabama A&M	W	76-46	1900	(23) WASHINGTON, Sacha	(6) WASHINGTON, Sacha
12/29/2022	Mississippi St.	L	44-72	2456	(11) WASHINGTON, Sacha	(9) WASHINGTON, Sacha
01/01/2023	at LSU	L	63-88	7285	(27) HARBISON, Cijaja	(7) WASHINGTON, Sacha
01/05/2023	at Ole Miss	L	53-74	2235	(21) HARBISON, Cijaja	(7) WASHINGTON, Sacha
01/08/2023	Tennessee	L	71-84	4830	(27) HARBISON, Cijaja	(11) WASHINGTON, Sacha
01/16/2023	at Arkansas	L	81-84	3693	(31) GARRAUD, Marnelle	(9) WASHINGTON, Sacha
01/19/2023	South Carolina	L	48-96	3028	(15) GARRAUD, Marnelle	(6) WASHINGTON, Demi
01/22/2023	at Florida	L	55-73	1325	(18) HARBISON, Cijaja	(6) GARRAUD, Marnelle (6) CHAMBERS, Yaubryon
01/29/2023	Texas A&M	W	88-79	2376	(41) HARBISON, Cijaja	(5) CHAMBERS, Yaubryon

**Attendance Summary**

	Games	Attend	Avg/Game
Home	12	28522	2377
Away	8	19060	2383
Neutral	2	286	143
<b>Total</b>	<b>22</b>	<b>47868</b>	<b>2176</b>



**2022-23 Vanderbilt Women's Basketball  
Team Game-by-Game  
All games**

Opponent	Date	Score		Total		3-Pointers		Free throws		Rebounds											
				FG-FGA	PCT	3FG-3FGA	PCT	FT-FTA	PCT	OFF	DEF	TOT	AVG	PF	A	TO	BLK	STL	PTS	AVG	
at Western Ky.	11/07/2022	82-71	W	28-49	.571	4-15	.267	22-31	.710	8	25	33	33.0	32	15	21	6	8	82	82.0	
Samford	11/10/2022	81-51	W	28-65	.431	12-25	.480	13-22	.591	14	29	43	38.0	19	18	12	3	8	81	81.5	
at Columbia	11/13/2022	74-63	W	24-56	.429	4-10	.400	22-29	.759	11	27	38	38.0	21	13	16	8	10	74	79.0	
Tarleton St.	11/15/2022	84-48	W	32-58	.552	7-19	.368	13-21	.619	10	27	37	37.8	14	18	12	0	11	84	80.3	
Austin Peay	11/17/2022	70-61	W	25-50	.500	5-14	.357	15-22	.682	11	24	35	37.2	20	12	19	3	14	70	78.2	
Saint Joseph's	11/20/2022	59-67	L	24-57	.421	2-13	.154	9-10	.900	6	20	26	35.3	17	7	10	4	6	59	75.0	
vs NC State	11/24/2022	73-82	L	23-65	.354	10-25	.400	17-19	.895	11	16	27	34.1	16	9	10	1	7	73	74.7	
vs UNI	11/25/2022	62-65	L	26-66	.394	4-20	.200	6-10	.600	9	33	42	35.1	24	15	14	5	6	62	73.1	
USC Upstate	11/29/2022	74-45	W	25-56	.446	8-19	.421	16-20	.800	10	24	34	35.0	12	17	18	5	14	74	73.2	
at ETSU	12/01/2022	31-44	L	11-48	.229	2-13	.154	7-10	.700	12	26	38	35.3	16	4	17	1	7	31	69.0	
UT Martin	12/04/2022	54-66	L	18-42	.429	7-12	.583	11-18	.611	12	20	32	35.0	13	12	24	3	7	54	67.6	
at Louisiana Tech	12/08/2022	75-70	Wot	27-63	.429	12-28	.429	9-11	.818	11	25	36	35.1	23	15	17	4	8	75	68.3	
Lipscomb	12/18/2022	72-71	Wot	28-70	.400	1-17	.059	15-18	.833	9	25	34	35.0	21	10	14	3	8	72	68.5	
Alabama A&M	12/21/2022	76-46	W	25-60	.417	3-19	.158	23-25	.920	14	21	35	35.0	12	16	10	3	16	76	69.1	
Mississippi St.	12/29/2022	44-72	L	14-57	.246	6-25	.240	10-16	.625	14	13	27	34.5	15	7	14	2	6	44	67.4	
at LSU	01/01/2023	63-88	L	22-62	.355	9-21	.429	10-14	.714	8	14	22	33.7	22	12	14	4	9	63	67.1	
at Ole Miss	01/05/2023	53-74	L	17-49	.347	4-14	.286	15-21	.714	6	20	26	33.2	13	9	14	1	6	53	66.3	
Tennessee	01/08/2023	71-84	L	27-57	.474	9-20	.450	8-11	.727	9	19	28	32.9	17	11	18	3	6	71	66.6	
at Arkansas	01/16/2023	81-84	L	28-65	.431	13-24	.542	12-18	.667	15	22	37	33.2	27	15	13	2	6	81	67.3	
South Carolina	01/19/2023	48-96	L	18-60	.300	2-13	.154	10-15	.667	13	10	23	32.7	19	7	13	3	5	48	66.4	
at Florida	01/22/2023	55-73	L	19-68	.279	6-19	.316	11-14	.786	17	21	38	32.9	16	7	14	3	8	55	65.8	
Texas A&M	01/29/2023	88-79	W	29-54	.537	9-20	.450	21-27	.778	3	21	24	32.5	24	14	9	0	9	88	66.8	
<b>Total</b>		<b>1470</b>		<b>518-1277</b>	<b>.406</b>	<b>139-405</b>	<b>.343</b>	<b>295-402</b>	<b>.734</b>	<b>233</b>	<b>482</b>	<b>715</b>	<b>32.5</b>	<b>413</b>	<b>263</b>	<b>323</b>	<b>67</b>	<b>185</b>	<b>1470</b>	<b>66.8</b>	
Opponents		1500		552-1269	.435	125-403	.310	271-409	.663	286	562	848	38.5	419	310	383	98	141	1500	68.2	

**Vanderbilt Averages**

Games Played	Points/game	FG Pct	3FG Pct	FT Pct	Rebounds/game	Assists/game	Turnovers/game	Assist/Turnover ratio	Steals/game	Blocks/game
22	66.8	40.6	34.3	73.4	32.5	12.0	14.7	0.8	8.4	3.0



**2022-23 Vanderbilt Women's Basketball  
Opponents Game-by-Game  
All games**

Opponent	Date	Score	W	Total		3-Pointers		Free throws		Rebounds										
				FG-FGA	PCT	3FG-3FGA	PCT	FT-FTA	PCT	OFF	DEF	TOT	AVG	PF	A	TO	BLK	STL	PTS	AVG
at Western Ky.	11/07/2022	82-71	W	24-63	.381	5-22	.227	18-30	.600	18	16	34	34.0	26	16	21	1	10	71	71.0
Samford	11/10/2022	81-51	W	18-51	.353	3-16	.188	12-20	.600	10	25	35	34.5	24	9	21	5	4	51	61.0
at Columbia	11/13/2022	74-63	W	23-67	.343	6-21	.286	11-25	.440	24	22	46	38.3	25	15	17	4	6	63	61.7
Tarleton St.	11/15/2022	84-48	W	16-48	.333	6-22	.273	10-14	.714	7	21	28	35.8	18	6	22	2	4	48	58.3
Austin Peay	11/17/2022	70-61	W	21-51	.412	2-10	.200	17-23	.739	10	17	27	34.0	22	9	18	4	7	61	58.8
Saint Joseph's	11/20/2022	59-67	L	23-58	.397	7-23	.304	14-16	.875	15	28	43	35.5	18	16	15	2	4	67	60.2
vs NC State	11/24/2022	73-82	L	31-59	.525	9-20	.450	11-16	.688	13	30	43	36.6	20	22	17	8	4	82	63.3
vs UNI	11/25/2022	62-65	L	24-62	.387	7-24	.292	10-20	.500	10	32	42	37.3	13	12	12	2	6	65	63.5
USC Upstate	11/29/2022	74-45	W	18-45	.400	5-16	.313	4-10	.400	6	22	28	36.2	17	9	26	1	6	45	61.4
at ETSU	12/01/2022	31-44	L	17-62	.274	2-20	.100	8-16	.500	22	25	47	37.3	10	6	12	4	4	44	59.7
UT Martin	12/04/2022	54-66	L	26-58	.448	10-26	.385	4-4	1.000	11	16	27	36.4	23	16	16	1	9	66	60.3
at Louisiana Tech	12/08/2022	75-70	Wot	24-56	.429	5-13	.385	17-23	.739	10	25	35	36.3	16	16	18	4	8	70	61.1
Lipscomb	12/18/2022	72-71	Wot	26-64	.406	6-18	.333	13-20	.650	8	31	39	36.5	20	16	24	3	10	71	61.8
Alabama A&M	12/21/2022	76-46	W	15-40	.375	5-15	.333	11-17	.647	6	23	29	35.9	21	9	27	2	5	46	60.7
Mississippi St.	12/29/2022	44-72	L	29-56	.518	9-20	.450	5-7	.714	15	32	47	36.7	17	20	20	5	10	72	61.5
at LSU	01/01/2023	63-88	L	34-64	.531	7-17	.412	13-21	.619	18	35	53	37.7	15	20	17	8	6	88	63.1
at Ole Miss	01/05/2023	53-74	L	27-57	.474	8-16	.500	12-18	.667	14	27	41	37.9	21	14	15	4	9	74	63.8
Tennessee	01/08/2023	71-84	L	32-68	.471	6-15	.400	14-22	.636	20	22	42	38.1	15	14	13	3	8	84	64.9
at Arkansas	01/16/2023	81-84	L	26-56	.464	7-23	.304	25-35	.714	11	24	35	37.9	15	14	10	7	7	84	65.9
South Carolina	01/19/2023	48-96	L	39-63	.619	2-8	.250	16-22	.727	17	32	49	38.5	16	17	9	14	6	96	67.4
at Florida	01/22/2023	55-73	L	30-65	.462	2-19	.105	11-13	.846	14	32	46	38.9	20	16	16	9	4	73	67.7
Texas A&M	01/29/2023	88-79	W	29-56	.518	6-19	.316	15-17	.882	7	25	32	38.5	27	18	17	5	4	79	68.2
<b>Total</b>		<b>1500</b>		<b>552-1269</b>	<b>.435</b>	<b>125-403</b>	<b>.310</b>	<b>271-409</b>	<b>.663</b>	<b>286</b>	<b>562</b>	<b>848</b>	<b>38.5</b>	<b>419</b>	<b>310</b>	<b>383</b>	<b>98</b>	<b>141</b>	<b>1500</b>	<b>68.2</b>
Vanderbilt		1470		518-1277	.406	139-405	.343	295-402	.734	233	482	715	32.5	413	263	323	67	185	1470	66.8

**Opponents Averages**

Games Played	Points/game	FG Pct	3FG Pct	FT Pct	Rebounds/game	Assists/game	Turnovers/game	Assist/Turnover ratio	Steals/game	Blocks/game
22	68.2	43.5	31.0	66.3	38.5	14.1	17.4	0.8	6.4	4.5



**2022-23 Vanderbilt Women's Basketball  
Individual Game-by-Game  
All games**

**#2 BROWN, Jada**

Opponent	Date	GS	MIN	Total		3-Pointers		Free throws		Rebounds				PF	A	TO	BLK	STL	PTS	AVG
				FG-FGA	PCT	3FG-3FGA	PCT	FT-FTA	PCT	OFF	DEF	TOT	AVG							
at Western Ky.	11/07/2022	*	09:14	0-5	.000	0-3	.000	0-0	.000	0	0	0	0.0	3	0	1	0	0	0	0.0
Samford	11/10/2022	*	30:33	3-12	.250	2-6	.333	0-0	.000	2	1	3	1.5	1	2	1	0	0	8	4.0
at Columbia	11/13/2022	*	14:38	0-2	.000	0-1	.000	2-2	1.000	0	0	0	1.0	0	2	0	0	0	2	3.3
Tarleton St.	11/15/2022	*	31:33	4-7	.571	0-3	.000	1-2	.500	0	2	2	1.3	0	5	0	0	1	9	4.8
Austin Peay	11/17/2022	*	20:09	3-6	.500	1-2	.500	0-0	.000	3	0	3	1.6	0	0	3	0	2	7	5.2
Saint Joseph's	11/20/2022	*	06:06	0-1	.000	0-1	.000	0-0	.000	0	0	0	1.3	1	0	1	0	1	0	4.3
vs NC State	11/24/2022	*	30:33	4-6	.667	4-4	1.000	0-0	.000	1	0	1	1.3	0	1	0	0	0	12	5.4
vs UNI	11/25/2022	*	25:12	1-7	.143	1-6	.167	0-0	.000	0	1	1	1.3	2	1	0	0	2	3	5.1
USC Upstate	11/29/2022	*	31:23	3-10	.300	3-8	.375	0-0	.000	1	3	4	1.6	3	2	4	0	0	9	5.6
at ETSU	12/01/2022	*	36:26	1-9	.111	1-5	.200	2-2	1.000	0	4	4	1.8	1	0	3	0	1	5	5.5
UT Martin	12/04/2022	*	31:30	2-3	.667	2-3	.667	0-0	.000	0	0	0	1.6	2	1	4	0	1	6	5.5
at Louisiana Tech	12/08/2022	*	09:47	0-0	.000	0-0	.000	0-0	.000	1	1	2	1.7	2	0	3	0	0	0	5.1
Lipscomb	12/18/2022	*	42:01	1-9	.111	0-5	.000	0-0	.000	0	1	1	1.6	2	0	3	0	0	2	4.8
Alabama A&M	12/21/2022	*	26:12	2-8	.250	1-5	.200	0-0	.000	1	2	3	1.7	2	2	2	0	2	5	4.9
Mississippi St.	12/29/2022	*	23:31	0-2	.000	0-2	.000	0-0	.000	1	0	1	1.7	0	1	0	0	0	0	4.5
at LSU	01/01/2023	*	37:16	3-8	.375	3-8	.375	0-0	.000	1	0	1	1.6	1	0	2	0	0	9	4.8
at Ole Miss	01/05/2023	*	30:37	1-5	.200	0-1	.000	0-0	.000	0	1	1	1.6	1	1	2	0	1	2	4.6
Tennessee	01/08/2023	*	18:49	1-4	.250	1-3	.333	0-0	.000	0	0	0	1.5	0	0	4	0	0	3	4.6
at Arkansas	01/16/2023	*	28:15	3-7	.429	2-4	.500	1-2	.500	0	0	0	1.4	4	1	2	0	0	9	4.8
South Carolina	01/19/2023	*	26:40	1-5	.200	1-3	.333	0-0	.000	0	0	0	1.4	0	1	1	0	0	3	4.7
at Florida	01/22/2023	*	19:27	1-6	.167	1-6	.167	0-0	.000	0	1	1	1.3	1	0	0	1	0	3	4.6
Texas A&M	01/29/2023	*	15:05	1-3	.333	1-3	.333	0-0	.000	0	0	0	1.3	3	0	0	0	1	3	4.5
<b>Totals</b>			<b>21 544:54</b>	<b>35-125</b>	<b>.280</b>	<b>24-82</b>	<b>.293</b>	<b>6-8</b>	<b>.750</b>	<b>11</b>	<b>17</b>	<b>28</b>	<b>1.3</b>	<b>29</b>	<b>20</b>	<b>36</b>	<b>1</b>	<b>12</b>	<b>100</b>	<b>4.5</b>

**Player Averages**

Games Played	Minutes/game	Points/game	FG Pct	3FG Pct	FT Pct	Rebounds/game	Assists/game	Turnovers/game	Assist/Turnover ratio	Steals/game	Blocks/game
22	24.8	4.5	28.0	29.3	75.0	1.3	0.9	1.6	0.6	0.5	0.0



**2022-23 Vanderbilt Women's Basketball  
Individual Game-by-Game  
All games**

**#5 CHAMBERS, Yaubryon**

Opponent	Date	GS	MIN	Total		3-Pointers		Free throws		Rebounds				PF	A	TO	BLK	STL	PTS	AVG	
				FG-FGA	PCT	3FG-3FGA	PCT	FT-FTA	PCT	OFF	DEF	TOT	AVG								
at Western Ky.	11/07/2022	*	28:33	5-5	1.000	0-0	.000	0-1	.000	2	6	8	8.0	3	5	6	1	3	10	10.0	
Samford	11/10/2022	*	14:23	2-4	.500	0-0	.000	1-2	.500	3	4	7	7.5	2	0	0	0	1	5	7.5	
at Columbia	11/13/2022	*	18:23	2-3	.667	0-0	.000	2-2	1.000	2	3	5	6.7	5	0	2	2	2	6	7.0	
Tarleton St.	11/15/2022	*	22:38	1-1	1.000	0-0	.000	0-0	.000	1	1	2	5.5	3	1	1	0	0	2	5.8	
Austin Peay	11/17/2022	*	27:49	4-4	1.000	0-0	.000	1-4	.250	2	4	6	5.6	5	2	2	1	2	9	6.4	
Saint Joseph's	11/20/2022	*	22:40	3-4	.750	0-0	.000	0-0	.000	4	4	8	6.0	1	0	1	0	1	6	6.3	
vs NC State	11/24/2022	*	27:53	1-4	.250	0-0	.000	0-1	.000	3	2	5	5.9	1	1	0	0	3	2	5.7	
vs UNI	11/25/2022	*	22:07	5-8	.625	0-0	.000	0-0	.000	3	8	11	6.5	2	1	1	0	1	10	6.3	
USC Upstate	11/29/2022	*	21:51	3-4	.750	0-0	.000	1-1	1.000	1	1	2	6.0	0	1	4	1	3	7	6.3	
at ETSU	12/01/2022	*	31:05	1-4	.250	0-0	.000	0-0	.000	2	4	6	6.0	3	1	2	0	3	2	5.9	
UT Martin	12/04/2022	*	25:57	0-0	.000	0-0	.000	0-0	.000	1	3	4	5.8	2	0	3	1	1	0	5.4	
at Louisiana Tech	12/08/2022	*	23:28	2-3	.667	0-0	.000	0-0	.000	1	2	3	5.6	3	0	2	1	3	4	5.3	
Lipscomb	12/18/2022	*	24:01	7-9	.778	0-0	.000	0-0	.000	4	8	12	6.1	5	0	1	1	2	14	5.9	
Alabama A&M	12/21/2022	*	24:40	3-6	.500	0-0	.000	2-2	1.000	1	3	4	5.9	3	1	2	0	4	8	6.1	
Mississippi St.	12/29/2022	*	15:01	2-3	.667	0-0	.000	1-3	.333	2	0	2	5.7	4	0	0	0	0	5	6.0	
at LSU	01/01/2023	*	19:34	1-2	.500	0-0	.000	0-0	.000	3	1	4	5.6	4	2	3	0	2	2	5.8	
at Ole Miss	01/05/2023	*	20:32	2-2	1.000	0-0	.000	1-1	1.000	1	2	3	5.4	4	0	1	0	1	5	5.7	
Tennessee	01/08/2023	*	15:14	1-4	.250	0-0	.000	0-0	.000	2	2	4	5.3	1	1	0	1	0	2	5.5	
at Arkansas	01/16/2023	*	21:14	1-3	.333	0-0	.000	0-0	.000	3	4	7	5.4	3	3	1	0	4	2	5.3	
South Carolina	01/19/2023	*	28:53	1-2	.500	0-0	.000	0-0	.000	2	2	4	5.4	2	2	3	0	2	2	5.2	
at Florida	01/22/2023	*	14:41	1-4	.250	0-0	.000	1-2	.500	2	4	6	5.4	3	1	1	0	1	3	5.0	
Texas A&M	01/29/2023	*	26:19	4-7	.571	0-0	.000	3-3	1.000	1	4	5	5.4	5	5	1	0	1	11	5.3	
<b>Totals</b>			<b>22</b>	<b>496:56</b>	<b>52-86</b>	<b>.605</b>	<b>0-0</b>	<b>.000</b>	<b>13-22</b>	<b>.591</b>	<b>46</b>	<b>72</b>	<b>118</b>	<b>5.4</b>	<b>64</b>	<b>27</b>	<b>37</b>	<b>9</b>	<b>40</b>	<b>117</b>	<b>5.3</b>

**Player Averages**

Games Played	Minutes/game	Points/game	FG Pct	3FG Pct	FT Pct	Rebounds/game	Assists/game	Turnovers/game	Assist/Turnover ratio	Steals/game	Blocks/game
22	22.6	5.3	60.5	0.0	59.1	5.4	1.2	1.7	0.7	1.8	0.4



**2022-23 Vanderbilt Women's Basketball  
Individual Game-by-Game  
All games**

**#11 HARBISON, Cijaja**

Opponent	Date	GS	MIN	Total		3-Pointers		Free throws		Rebounds				PF	A	TO	BLK	STL	PTS	AVG
				FG-FGA	PCT	3FG-3FGA	PCT	FT-FTA	PCT	OFF	DEF	TOT	AVG							
at Western Ky.	11/07/2022	*	37:54	7-8	.875	2-2	1.000	12-14	.857	0	4	4	4.0	2	5	2	2	1	28	28.0
Samford	11/10/2022	*	29:59	3-10	.300	1-2	.500	0-0	.000	1	3	4	4.0	0	7	4	0	4	7	17.5
at Columbia	11/13/2022	*	36:12	9-13	.692	0-0	.000	9-12	.750	0	2	2	3.3	1	7	4	0	4	27	20.7
Tarleton St.	11/15/2022	*	27:40	2-9	.222	0-2	.000	2-4	.500	0	6	6	4.0	1	7	1	0	1	6	17.0
Austin Peay	11/17/2022	*	32:49	6-15	.400	0-2	.000	10-12	.833	0	3	3	3.8	3	5	5	0	3	22	18.0
Saint Joseph's	11/20/2022	*	37:40	4-14	.286	0-1	.000	2-2	1.000	0	2	2	3.5	3	2	2	0	2	10	16.7
vs NC State	11/24/2022	*	38:05	11-26	.423	2-6	.333	10-10	1.000	1	1	2	3.3	1	6	1	0	2	34	19.1
vs UNI	11/25/2022	*	38:58	5-12	.417	1-2	.500	3-4	.750	1	5	6	3.6	1	5	3	0	0	14	18.5
at Louisiana Tech	12/08/2022	*	41:33	3-19	.158	0-6	.000	4-6	.667	1	2	3	3.6	1	6	3	1	1	10	17.6
Lipscomb	12/18/2022	*	42:28	11-20	.550	1-5	.200	8-9	.889	2	2	4	3.6	1	3	3	0	1	31	18.9
Alabama A&M	12/21/2022	*	27:26	6-12	.500	0-3	.000	6-6	1.000	1	1	2	3.5	1	8	2	0	4	18	18.8
Mississippi St.	12/29/2022	*	34:13	3-17	.176	0-6	.000	1-2	.500	1	3	4	3.5	2	0	3	0	1	7	17.8
at LSU	01/01/2023	*	38:14	9-21	.429	2-3	.667	7-9	.778	0	1	1	3.3	2	7	2	0	4	27	18.5
at Ole Miss	01/05/2023	*	37:53	6-17	.353	2-6	.333	7-8	.875	2	2	4	3.4	1	2	3	0	1	21	18.7
Tennessee	01/08/2023	*	38:41	9-20	.450	2-4	.500	7-7	1.000	1	2	3	3.3	2	4	6	0	2	27	19.3
at Arkansas	01/16/2023	*	39:50	5-17	.294	2-6	.333	3-4	.750	0	5	5	3.4	5	5	4	0	0	15	19.0
South Carolina	01/19/2023	*	36:38	3-15	.200	0-1	.000	3-5	.600	0	1	1	3.3	0	1	3	0	1	9	18.4
at Florida	01/22/2023	*	33:25	8-19	.421	1-1	1.000	1-1	1.000	1	3	4	3.3	3	2	3	0	5	18	18.4
Texas A&M	01/29/2023	*	37:23	14-19	.737	2-4	.500	11-13	.846	0	3	3	3.3	0	1	3	0	5	41	19.6
<b>Totals</b>			<b>19 687:02</b>	<b>124-303</b>	<b>.409</b>	<b>18-62</b>	<b>.290</b>	<b>106-128</b>	<b>.828</b>	<b>12</b>	<b>51</b>	<b>63</b>	<b>3.3</b>	<b>30</b>	<b>83</b>	<b>57</b>	<b>3</b>	<b>42</b>	<b>372</b>	<b>19.6</b>

**Player Averages**

Games Played	Minutes/game	Points/game	FG Pct	3FG Pct	FT Pct	Rebounds/game	Assists/game	Turnovers/game	Assist/Turnover ratio	Steals/game	Blocks/game
19	36.2	19.6	40.9	29.0	82.8	3.3	4.4	3.0	1.5	2.2	0.2



**2022-23 Vanderbilt Women's Basketball  
Individual Game-by-Game  
All games**

**#12 WASHINGTON, Demi**

Opponent	Date	GS	MIN	Total		3-Pointers		Free throws		Rebounds				PF	A	TO	BLK	STL	PTS	AVG
				FG-FGA	PCT	3FG-3FGA	PCT	FT-FTA	PCT	OFF	DEF	TOT	AVG							
at Western Ky.	11/07/2022		22:36	4-6	.667	0-0	.000	0-2	.000	2	1	3	3.0	5	0	3	0	2	8	8.0
Samford	11/10/2022		15:31	2-3	.667	0-0	.000	4-7	.571	2	0	2	2.5	4	2	0	0	1	8	8.0
at Columbia	11/13/2022		31:11	2-9	.222	0-2	.000	2-4	.500	1	5	6	3.7	2	1	1	0	3	6	7.3
Tarleton St.	11/15/2022		20:50	3-4	.750	0-0	.000	2-2	1.000	0	2	2	3.3	2	0	1	0	2	8	7.5
Austin Peay	11/17/2022		19:38	0-4	.000	0-0	.000	0-0	.000	1	2	3	3.2	1	2	0	0	1	0	6.0
Saint Joseph's	11/20/2022		19:12	2-3	.667	0-1	.000	0-0	.000	0	3	3	3.2	2	1	0	0	1	4	5.7
vs NC State	11/24/2022		11:29	1-2	.500	0-0	.000	0-0	.000	0	0	0	2.7	0	0	0	0	0	2	5.1
vs UNI	11/25/2022		16:30	2-3	.667	0-0	.000	0-0	.000	0	3	3	2.8	4	1	3	1	1	4	5.0
USC Upstate	11/29/2022	*	30:37	2-5	.400	0-1	.000	9-9	1.000	0	4	4	2.9	1	6	3	0	4	13	5.9
at ETSU	12/01/2022	*	22:40	2-7	.286	0-1	.000	0-0	.000	2	4	6	3.2	3	0	1	0	0	4	5.7
UT Martin	12/04/2022		18:30	2-4	.500	0-0	.000	1-3	.333	0	2	2	3.1	0	0	1	0	0	5	5.6
at Louisiana Tech	12/08/2022		19:01	2-2	1.000	0-0	.000	0-0	.000	1	3	4	3.2	4	0	1	0	0	4	5.5
Lipscomb	12/18/2022		07:38	0-2	.000	0-0	.000	0-0	.000	0	0	0	2.9	3	0	1	0	0	0	5.1
Alabama A&M	12/21/2022		20:27	1-6	.167	0-1	.000	4-4	1.000	2	3	5	3.1	2	0	0	0	1	6	5.1
Mississippi St.	12/29/2022		18:30	0-0	.000	0-0	.000	0-0	.000	2	0	2	3.0	1	0	0	0	0	0	4.8
at LSU	01/01/2023		11:29	2-5	.400	0-0	.000	0-0	.000	0	0	0	2.8	0	0	1	1	1	4	4.8
at Ole Miss	01/05/2023		12:04	0-1	.000	0-0	.000	0-0	.000	0	2	2	2.8	2	0	0	0	1	0	4.5
Tennessee	01/08/2023		11:57	0-1	.000	0-1	.000	0-0	.000	0	1	1	2.7	1	1	0	0	0	0	4.2
at Arkansas	01/16/2023		07:18	0-1	.000	0-0	.000	0-0	.000	0	1	1	2.6	2	0	0	0	0	0	4.0
South Carolina	01/19/2023		18:30	3-4	.750	0-0	.000	2-2	1.000	2	4	6	2.8	3	0	1	1	2	8	4.2
at Florida	01/22/2023		16:26	1-4	.250	1-1	1.000	0-0	.000	3	1	4	2.8	3	1	1	0	0	3	4.1
Texas A&M	01/29/2023		21:45	1-3	.333	1-1	1.000	0-2	.000	0	4	4	2.9	4	0	1	0	1	3	4.1
<b>Totals</b>		<b>2</b>	<b>393:49</b>	<b>32-79</b>	<b>.405</b>	<b>2-9</b>	<b>.222</b>	<b>24-35</b>	<b>.686</b>	<b>18</b>	<b>45</b>	<b>63</b>	<b>2.9</b>	<b>49</b>	<b>15</b>	<b>19</b>	<b>3</b>	<b>21</b>	<b>90</b>	<b>4.1</b>

**Player Averages**

Games Played	Minutes/game	Points/game	FG Pct	3FG Pct	FT Pct	Rebounds/game	Assists/game	Turnovers/game	Assist/Turnover ratio	Steals/game	Blocks/game
22	17.9	4.1	40.5	22.2	68.6	2.9	0.7	0.9	0.8	1.0	0.1



**2022-23 Vanderbilt Women's Basketball  
Individual Game-by-Game  
All games**

**#14 GARRAUD, Marnelle**

Opponent	Date	GS	MIN	Total		3-Pointers		Free throws		Rebounds				PF	A	TO	BLK	STL	PTS	AVG	
				FG-FGA	PCT	3FG-3FGA	PCT	FT-FTA	PCT	OFF	DEF	TOT	AVG								
at Western Ky.	11/07/2022	*	32:27	3-7	.429	1-5	.200	1-1	1.000	0	0	0	0.0	4	2	3	1	0	8	8.0	
Samford	11/10/2022	*	28:36	6-13	.462	3-6	.500	0-0	.000	0	3	3	1.5	3	2	1	0	1	15	11.5	
at Columbia	11/13/2022	*	32:08	4-9	.444	4-5	.800	0-0	.000	1	3	4	2.3	3	2	1	1	1	12	11.7	
Tarleton St.	11/15/2022	*	27:36	6-12	.500	4-7	.571	0-0	.000	0	2	2	2.3	1	3	1	0	4	16	12.8	
Austin Peay	11/17/2022	*	33:05	4-7	.571	3-6	.500	0-0	.000	1	4	5	2.8	3	2	1	0	2	11	12.4	
Saint Joseph's	11/20/2022	*	31:32	5-13	.385	1-6	.167	0-0	.000	0	1	1	2.5	3	1	2	1	0	11	12.2	
vs NC State	11/24/2022	*	36:11	3-10	.300	2-7	.286	0-0	.000	1	1	2	2.4	2	0	2	1	2	8	11.6	
vs UNI	11/25/2022	*	38:07	2-13	.154	1-8	.125	0-0	.000	0	3	3	2.5	3	1	0	3	1	5	10.8	
USC Upstate	11/29/2022	*	25:54	5-10	.500	4-6	.667	2-2	1.000	2	1	3	2.6	1	2	0	0	2	16	11.3	
at ETSU	12/01/2022	*	40:00	4-12	.333	1-6	.167	3-4	.750	2	2	4	2.7	4	1	4	0	3	12	11.4	
UT Martin	12/04/2022	*	39:29	7-15	.467	3-6	.500	2-3	.667	0	2	2	2.6	2	5	3	0	3	19	12.1	
at Louisiana Tech	12/08/2022	*	42:07	11-19	.579	7-13	.538	2-2	1.000	1	2	3	2.7	3	3	2	0	1	31	13.7	
Lipscomb	12/18/2022	*	39:54	4-16	.250	0-5	.000	5-6	.833	2	2	4	2.8	4	3	2	1	3	13	13.6	
Alabama A&M	12/21/2022	*	25:59	2-6	.333	1-4	.250	0-0	.000	1	2	3	2.8	0	2	0	1	2	5	13.0	
Mississippi St.	12/29/2022	*	35:30	3-14	.214	3-9	.333	0-0	.000	0	1	1	2.7	2	1	4	0	1	9	12.7	
at LSU	01/01/2023	*	35:32	3-13	.231	2-6	.333	0-0	.000	0	1	1	2.6	2	2	3	0	1	8	12.4	
at Ole Miss	01/05/2023	*	36:25	6-12	.500	2-5	.400	3-6	.500	0	4	4	2.6	3	4	5	0	2	17	12.7	
Tennessee	01/08/2023	*	40:00	7-14	.500	5-8	.625	0-0	.000	1	3	4	2.7	4	2	3	0	2	19	13.1	
at Arkansas	01/16/2023	*	37:60	10-19	.526	7-10	.700	4-6	.667	5	1	6	2.9	4	2	2	1	0	31	14.0	
South Carolina	01/19/2023	*	33:53	6-21	.286	1-7	.143	2-2	1.000	0	2	2	2.9	3	2	3	0	0	15	14.1	
at Florida	01/22/2023	*	36:35	2-11	.182	2-6	.333	4-4	1.000	0	6	6	3.0	2	1	0	0	1	10	13.9	
Texas A&M	01/29/2023	*	40:00	3-7	.429	2-6	.333	2-2	1.000	0	3	3	3.0	3	6	3	0	0	10	13.7	
<b>Totals</b>			<b>22</b>	<b>768:59</b>	<b>106-273</b>	<b>.388</b>	<b>59-147</b>	<b>.401</b>	<b>30-38</b>	<b>.789</b>	<b>17</b>	<b>49</b>	<b>66</b>	<b>3.0</b>	<b>59</b>	<b>49</b>	<b>45</b>	<b>10</b>	<b>32</b>	<b>301</b>	<b>13.7</b>

**Player Averages**

Games Played	Minutes/game	Points/game	FG Pct	3FG Pct	FT Pct	Rebounds/game	Assists/game	Turnovers/game	Assist/Turnover ratio	Steals/game	Blocks/game
22	35.0	13.7	38.8	40.1	78.9	3.0	2.2	2.0	1.1	1.5	0.5



**2022-23 Vanderbilt Women's Basketball  
Individual Game-by-Game  
All games**

**#21 LACHANCE, Bella**

Opponent	Date	GS	MIN	Total		3-Pointers		Free throws		Rebounds				PF	A	TO	BLK	STL	PTS	AVG
				FG-FGA	PCT	3FG-3FGA	PCT	FT-FTA	PCT	OFF	DEF	TOT	AVG							
at Western Ky.	11/07/2022		22:56	1-3	.333	0-1	.000	4-4	1.000	0	0	0	0.0	3	2	0	0	0	6	6.0
Samford	11/10/2022		19:58	0-2	.000	0-1	.000	2-4	.500	0	0	0	0.0	3	2	0	1	0	2	4.0
at Columbia	11/13/2022		13:21	1-3	.333	0-0	.000	2-2	1.000	0	3	3	1.0	1	1	0	0	0	4	4.0
Tarleton St.	11/15/2022		12:21	0-1	.000	0-0	.000	2-2	1.000	0	4	4	1.8	0	0	2	0	1	2	3.5
Austin Peay	11/17/2022		19:57	2-3	.667	1-1	1.000	1-2	.500	0	0	0	1.4	3	1	1	0	0	6	4.0
Saint Joseph's	11/20/2022	*	25:07	1-3	.333	0-1	.000	2-2	1.000	0	2	2	1.5	4	0	0	0	1	4	4.0
vs NC State	11/24/2022		04:27	0-0	.000	0-0	.000	0-0	.000	0	0	0	1.3	1	0	0	0	0	0	3.4
vs UNI	11/25/2022		05:51	0-0	.000	0-0	.000	0-0	.000	0	1	1	1.3	1	1	1	0	1	0	3.0
USC Upstate	11/29/2022		32:06	2-4	.500	0-0	.000	0-0	.000	1	5	6	1.8	1	4	0	0	1	4	3.1
at ETSU	12/01/2022		25:50	0-1	.000	0-0	.000	1-2	.500	0	4	4	2.0	1	1	1	0	0	1	2.9
UT Martin	12/04/2022	*	30:31	1-5	.200	1-1	1.000	0-0	.000	0	1	1	1.9	1	2	2	0	0	3	2.9
at Louisiana Tech	12/08/2022		40:05	2-5	.400	1-3	.333	0-0	.000	0	5	5	2.2	1	4	1	0	1	5	3.1
Lipscomb	12/18/2022		38:55	0-3	.000	0-1	.000	2-2	1.000	0	1	1	2.1	2	4	1	0	2	2	3.0
Alabama A&M	12/21/2022		30:58	1-4	.250	0-1	.000	4-4	1.000	2	1	3	2.1	1	3	0	0	0	6	3.2
Mississippi St.	12/29/2022		18:54	2-6	.333	1-3	.333	0-0	.000	0	1	1	2.1	0	1	5	0	0	5	3.3
at LSU	01/01/2023		08:58	1-1	1.000	1-1	1.000	0-0	.000	0	2	2	2.1	5	0	2	0	1	3	3.3
at Ole Miss	01/05/2023		15:05	0-2	.000	0-1	.000	2-2	1.000	0	0	0	1.9	2	0	1	0	0	2	3.2
Tennessee	01/08/2023		22:30	1-2	.500	0-1	.000	0-0	.000	0	2	2	1.9	2	1	2	0	0	2	3.2
at Arkansas	01/16/2023		13:56	2-2	1.000	0-0	.000	3-4	.750	0	2	2	1.9	2	0	0	0	0	7	3.4
South Carolina	01/19/2023		22:49	1-2	.500	0-1	.000	2-2	1.000	0	0	0	1.9	4	1	2	0	0	4	3.4
at Florida	01/22/2023		27:54	1-4	.250	0-1	.000	1-2	.500	0	0	0	1.8	1	1	3	0	0	3	3.4
Texas A&M	01/29/2023		27:32	1-2	.500	1-2	.500	3-4	.750	0	3	3	1.8	1	0	1	0	0	6	3.5
<b>Totals</b>		<b>2</b>	<b>480:01</b>	<b>20-58</b>	<b>.345</b>	<b>6-20</b>	<b>.300</b>	<b>31-38</b>	<b>.816</b>	<b>3</b>	<b>37</b>	<b>40</b>	<b>1.8</b>	<b>40</b>	<b>29</b>	<b>25</b>	<b>1</b>	<b>8</b>	<b>77</b>	<b>3.5</b>

**Player Averages**

Games Played	Minutes/ game	Points/ game	FG Pct	3FG Pct	FT Pct	Rebounds/ game	Assists/ game	Turnovers/ game	Assist/Turnover ratio	Steals/ game	Blocks/ game
22	21.8	3.5	34.5	30.0	81.6	1.8	1.3	1.1	1.2	0.4	0.0



**2022-23 Vanderbilt Women's Basketball  
Individual Game-by-Game  
All games**

**#24 ALLEN, RYANNE**

Opponent	Date	GS	MIN	Total		3-Pointers		Free throws		Rebounds				PF	A	TO	BLK	STL	PTS	AVG
				FG-FGA	PCT	3FG-3FGA	PCT	FT-FTA	PCT	OFF	DEF	TOT	AVG							
at Western Ky.	11/07/2022		13:28	2-5	.400	1-4	.250	1-1	1.000	1	3	4	4.0	4	0	0	0	0	6	6.0
Samford	11/10/2022		21:17	5-9	.556	4-6	.667	3-3	1.000	0	3	3	3.5	3	1	1	0	0	17	11.5
at Columbia	11/13/2022		16:12	0-2	.000	0-2	.000	0-0	.000	0	2	2	3.0	2	0	1	0	0	0	7.7
Tarleton St.	11/15/2022		23:09	5-10	.500	3-7	.429	0-0	.000	2	3	5	3.5	1	2	1	0	1	13	9.0
Austin Peay	11/17/2022		13:11	0-3	.000	0-3	.000	2-2	1.000	0	4	4	3.6	1	0	3	0	1	2	7.6
Saint Joseph's	11/20/2022		20:41	5-7	.714	1-3	.333	0-0	.000	1	0	1	3.2	2	0	1	1	0	11	8.2
vs NC State	11/24/2022		20:39	2-10	.200	2-8	.250	4-4	1.000	1	0	1	2.9	4	0	0	0	0	10	8.4
vs UNI	11/25/2022		20:59	1-6	.167	1-4	.250	0-0	.000	0	2	2	2.8	3	3	3	0	0	3	7.8
USC Upstate	11/29/2022		15:23	2-5	.400	1-3	.333	0-0	.000	0	3	3	2.8	3	1	1	0	1	5	7.4
at ETSU	12/01/2022		14:34	0-1	.000	0-1	.000	0-0	.000	0	1	1	2.6	0	0	0	0	0	0	6.7
UT Martin	12/04/2022		21:16	2-4	.500	1-2	.500	2-2	1.000	1	2	3	2.6	1	1	1	1	1	7	6.7
at Louisiana Tech	12/08/2022		22:05	4-6	.667	4-6	.667	2-2	1.000	0	2	2	2.6	4	1	3	0	2	14	7.3
Alabama A&M	12/21/2022		30:16	2-7	.286	1-5	.200	0-0	.000	0	4	4	2.7	2	0	1	0	2	5	7.2
Mississippi St.	12/29/2022		25:32	2-6	.333	2-5	.400	1-2	.500	1	1	2	2.6	2	2	1	0	1	7	7.1
at LSU	01/01/2023		16:58	1-3	.333	1-3	.333	0-0	.000	1	2	3	2.7	5	0	0	0	0	3	6.9
at Ole Miss	01/05/2023		21:24	0-2	.000	0-1	.000	1-2	.500	0	1	1	2.6	0	0	1	0	0	1	6.5
Tennessee	01/08/2023		21:24	2-4	.500	1-3	.333	0-0	.000	0	1	1	2.5	5	0	2	0	0	5	6.4
at Arkansas	01/16/2023		22:46	2-6	.333	2-4	.500	0-0	.000	0	3	3	2.5	3	3	0	0	0	6	6.4
South Carolina	01/19/2023		09:12	0-2	.000	0-1	.000	0-0	.000	0	0	0	2.4	5	0	0	0	0	0	6.1
at Florida	01/22/2023		22:20	3-9	.333	1-4	.250	0-1	.000	1	0	1	2.3	2	1	3	0	0	7	6.1
Texas A&M	01/29/2023		18:02	3-5	.600	2-4	.500	0-1	.000	0	1	1	2.2	3	1	0	0	0	8	6.2
<b>Totals</b>		<b>0</b>	<b>410:48</b>	<b>43-112</b>	<b>.384</b>	<b>28-79</b>	<b>.354</b>	<b>16-20</b>	<b>.800</b>	<b>9</b>	<b>38</b>	<b>47</b>	<b>2.2</b>	<b>55</b>	<b>16</b>	<b>23</b>	<b>2</b>	<b>9</b>	<b>130</b>	<b>6.2</b>

**Player Averages**

Games Played	Minutes/game	Points/game	FG Pct	3FG Pct	FT Pct	Rebounds/game	Assists/game	Turnovers/game	Assist/Turnover ratio	Steals/game	Blocks/game
21	19.6	6.2	38.4	35.4	80.0	2.2	0.8	1.1	0.7	0.4	0.1



**2022-23 Vanderbilt Women's Basketball  
Individual Game-by-Game  
All games**

**#32 WILLIAMS, Amauri**

Opponent	Date	GS	MIN	Total		3-Pointers		Free throws		Rebounds				PF	A	TO	BLK	STL	PTS	AVG
				FG-FGA	PCT	3FG-3FGA	PCT	FT-FTA	PCT	OFF	DEF	TOT	AVG							
at Western Ky.	11/07/2022		07:11	1-2	.500	0-0	.000	1-2	.500	0	1	1	1.0	4	0	3	0	1	3	3.0
Samford	11/10/2022		18:40	3-6	.500	2-4	.500	2-4	.500	2	7	9	5.0	2	0	2	1	0	10	6.5
at Columbia	11/13/2022		12:02	2-4	.500	0-0	.000	2-3	.667	3	3	6	5.3	4	0	1	1	0	6	6.3
Tarleton St.	11/15/2022		14:28	5-6	.833	0-0	.000	3-4	.750	3	1	4	5.0	4	0	1	0	0	13	8.0
Austin Peay	11/17/2022		07:17	1-1	1.000	0-0	.000	0-0	.000	0	0	0	4.0	0	0	0	0	1	2	6.8
Saint Joseph's	11/20/2022		14:13	2-6	.333	0-0	.000	1-2	.500	0	3	3	3.8	1	1	0	1	0	5	6.5
vs NC State	11/24/2022		11:25	1-4	.250	0-0	.000	0-0	.000	0	4	4	3.9	5	0	4	0	0	2	5.9
vs UNI	11/25/2022		09:49	4-6	.667	0-0	.000	3-6	.500	2	2	4	3.9	3	0	1	0	0	11	6.5
USC Upstate	11/29/2022		18:05	2-6	.333	0-1	.000	3-4	.750	0	3	3	3.8	3	0	5	2	1	7	6.6
at ETSU	12/01/2022		09:51	1-5	.200	0-0	.000	1-2	.500	2	2	4	3.8	3	0	2	0	0	3	6.2
UT Martin	12/04/2022		14:02	2-3	.667	0-0	.000	4-7	.571	1	2	3	3.7	1	0	2	0	0	8	6.4
<b>Totals</b>		<b>0</b>	<b>137:02</b>	<b>24-49</b>	<b>.490</b>	<b>2-5</b>	<b>.400</b>	<b>20-34</b>	<b>.588</b>	<b>13</b>	<b>28</b>	<b>41</b>	<b>3.7</b>	<b>30</b>	<b>1</b>	<b>21</b>	<b>5</b>	<b>3</b>	<b>70</b>	<b>6.4</b>

**Player Averages**

Games Played	Minutes/game	Points/game	FG Pct	3FG Pct	FT Pct	Rebounds/game	Assists/game	Turnovers/game	Assist/Turnover ratio	Steals/game	Blocks/game
11	12.5	6.4	49.0	40.0	58.8	3.7	0.1	1.9	0.0	0.3	0.5



**2022-23 Vanderbilt Women's Basketball  
Individual Game-by-Game  
All games**

**#35 WASHINGTON, Sacha**

Opponent	Date	GS	MIN	Total		3-Pointers		Free throws		Rebounds				PF	A	TO	BLK	STL	PTS	AVG	
				FG-FGA	PCT	3FG-3FGA	PCT	FT-FTA	PCT	OFF	DEF	TOT	AVG								
at Western Ky.	11/07/2022	*	25:41	5-8	.625	0-0	.000	3-6	.500	2	6	8	8.0	4	1	1	2	1	13	13.0	
Samford	11/10/2022	*	21:03	4-6	.667	0-0	.000	1-2	.500	2	8	10	9.0	1	2	2	1	1	9	11.0	
at Columbia	11/13/2022	*	25:53	4-11	.364	0-0	.000	3-4	.750	1	4	5	7.7	3	0	2	4	0	11	11.0	
Tarleton St.	11/15/2022	*	19:45	6-8	.750	0-0	.000	3-7	.429	2	4	6	7.3	2	0	2	0	1	15	12.0	
Austin Peay	11/17/2022	*	26:05	5-7	.714	0-0	.000	1-2	.500	3	6	9	7.6	4	0	4	2	2	11	11.8	
Saint Joseph's	11/20/2022	*	22:50	2-6	.333	0-0	.000	4-4	1.000	1	5	6	7.3	0	2	3	1	0	8	11.2	
vs NC State	11/24/2022	*	19:19	0-3	.000	0-0	.000	3-4	.750	2	5	7	7.3	2	1	2	0	0	3	10.0	
vs UNI	11/25/2022	*	22:28	6-11	.545	0-0	.000	0-0	.000	3	5	8	7.4	5	2	1	1	0	12	10.3	
USC Upstate	11/29/2022	*	24:41	6-12	.500	0-0	.000	1-4	.250	1	4	5	7.1	0	1	1	2	2	13	10.6	
at ETSU	12/01/2022	*	19:34	2-9	.222	0-0	.000	0-0	.000	1	3	4	6.8	1	1	3	1	0	4	9.9	
UT Martin	12/04/2022	*	18:45	2-8	.250	0-0	.000	2-3	.667	4	3	7	6.8	4	3	7	1	1	6	9.5	
at Louisiana Tech	12/08/2022	*	26:54	3-9	.333	0-0	.000	1-1	1.000	5	4	9	7.0	5	1	1	2	0	7	9.3	
Lipscomb	12/18/2022	*	30:03	5-11	.455	0-1	.000	0-1	.000	1	11	12	7.4	4	0	3	1	0	10	9.4	
Alabama A&M	12/21/2022	*	26:25	8-11	.727	0-0	.000	7-9	.778	4	2	6	7.3	1	0	1	2	1	23	10.4	
Mississippi St.	12/29/2022	*	28:49	2-9	.222	0-0	.000	7-9	.778	6	3	9	7.4	4	2	0	2	3	11	10.4	
at LSU	01/01/2023	*	31:59	2-9	.222	0-0	.000	3-5	.600	3	4	7	7.4	3	1	1	3	0	7	10.2	
at Ole Miss	01/05/2023	*	25:59	2-8	.250	0-0	.000	1-2	.500	3	4	7	7.4	0	2	1	1	0	5	9.9	
Tennessee	01/08/2023	*	31:26	6-8	.750	0-0	.000	1-4	.250	3	8	11	7.6	2	2	1	2	2	13	10.1	
at Arkansas	01/16/2023	*	28:42	5-10	.500	0-0	.000	1-2	.500	3	6	9	7.6	4	1	4	1	2	11	10.1	
South Carolina	01/19/2023	*	23:24	3-9	.333	0-0	.000	1-4	.250	3	0	3	7.4	2	0	0	2	0	7	10.0	
at Florida	01/22/2023	*	29:13	2-11	.182	0-0	.000	4-4	1.000	3	1	4	7.2	1	0	3	2	1	8	9.9	
Texas A&M	01/29/2023	*	13:54	2-8	.250	0-0	.000	2-2	1.000	2	1	3	7.0	5	1	0	0	1	6	9.7	
<b>Totals</b>			<b>22</b>	<b>542:51</b>	<b>82-192</b>	<b>.427</b>	<b>0-1</b>	<b>.000</b>	<b>49-79</b>	<b>.620</b>	<b>58</b>	<b>97</b>	<b>155</b>	<b>7.0</b>	<b>57</b>	<b>23</b>	<b>43</b>	<b>33</b>	<b>18</b>	<b>213</b>	<b>9.7</b>

**Player Averages**

Games Played	Minutes/game	Points/game	FG Pct	3FG Pct	FT Pct	Rebounds/game	Assists/game	Turnovers/game	Assist/Turnover ratio	Steals/game	Blocks/game
22	24.7	9.7	42.7	0.0	62.0	7.0	1.0	2.0	0.5	0.8	1.5



**2022-23 Vanderbilt Women's Basketball**  
**Points-rebounds-assists**  
**All games**

Opponent	Date	Score		2	5	11	12	14	21	24	32	35
				BROWN,JADA	CHAMBERS,Y	HARBISON,C	WASHINGTON	GARRAUD,MA	LACHANCE,B	ALLEN,RYAN	WILLIAMS,A	WASHINGTON
at Western Ky.	11/07/2022	82-71	W	0-0-0	10-8-5	28-4-5	8-3-0	8-0-2	6-0-2	6-4-0	3-1-0	13-8-1
Samford	11/10/2022	81-51	W	8-3-2	5-7-0	7-4-7	8-2-2	15-3-2	2-0-2	17-3-1	10-9-0	9-10-2
at Columbia	11/13/2022	74-63	W	2-0-2	6-5-0	27-2-7	6-6-1	12-4-2	4-3-1	0-2-0	6-6-0	11-5-0
Tarleton St.	11/15/2022	84-48	W	9-2-5	2-2-1	6-6-7	8-2-0	16-2-3	2-4-0	13-5-2	13-4-0	15-6-0
Austin Peay	11/17/2022	70-61	W	7-3-0	9-6-2	22-3-5	0-3-2	11-5-2	6-0-1	2-4-0	2-0-0	11-9-0
Saint Joseph's	11/20/2022	59-67	L	0-0-0	6-8-0	10-2-2	4-3-1	11-1-1	4-2-0	11-1-0	5-3-1	8-6-2
vs NC State	11/24/2022	73-82	L	12-1-1	2-5-1	34-2-6	2-0-0	8-2-0	0-0-0	10-1-0	2-4-0	3-7-1
vs UNI	11/25/2022	62-65	L	3-1-1	10-11-1	14-6-5	4-3-1	5-3-1	0-1-1	3-2-3	11-4-0	12-8-2
USC Upstate	11/29/2022	74-45	W	9-4-2	7-2-1	DNP	13-4-6	16-3-2	4-6-4	5-3-1	7-3-0	13-5-1
at ETSU	12/01/2022	31-44	L	5-4-0	2-6-1	DNP	4-6-0	12-4-1	1-4-1	0-1-0	3-4-0	4-4-1
UT Martin	12/04/2022	54-66	L	6-0-1	0-4-0	DNP	5-2-0	19-2-5	3-1-2	7-3-1	8-3-0	6-7-3
at Louisiana Tech	12/08/2022	75-70	Wot	0-2-0	4-3-0	10-3-6	4-4-0	31-3-3	5-5-4	14-2-1	DNP	7-9-1
Lipscomb	12/18/2022	72-71	Wot	2-1-0	14-12-0	31-4-3	0-0-0	13-4-3	2-1-4	DNP	DNP	10-12-0
Alabama A&M	12/21/2022	76-46	W	5-3-2	8-4-1	18-2-8	6-5-0	5-3-2	6-3-3	5-4-0	DNP	23-6-0
Mississippi St.	12/29/2022	44-72	L	0-1-1	5-2-0	7-4-0	0-2-0	9-1-1	5-1-1	7-2-2	DNP	11-9-2
at LSU	01/01/2023	63-88	L	9-1-0	2-4-2	27-1-7	4-0-0	8-1-2	3-2-0	3-3-0	DNP	7-7-1
at Ole Miss	01/05/2023	53-74	L	2-1-1	5-3-0	21-4-2	0-2-0	17-4-4	2-0-0	1-1-0	DNP	5-7-2
Tennessee	01/08/2023	71-84	L	3-0-0	2-4-1	27-3-4	0-1-1	19-4-2	2-2-1	5-1-0	DNP	13-11-2
at Arkansas	01/16/2023	81-84	L	9-0-1	2-7-3	15-5-5	0-1-0	31-6-2	7-2-0	6-3-3	DNP	11-9-1
South Carolina	01/19/2023	48-96	L	3-0-1	2-4-2	9-1-1	8-6-0	15-2-2	4-0-1	0-0-0	DNP	7-3-0
at Florida	01/22/2023	55-73	L	3-1-0	3-6-1	18-4-2	3-4-1	10-6-1	3-0-1	7-1-1	DNP	8-4-0
Texas A&M	01/29/2023	88-79	W	3-0-0	11-5-5	41-3-1	3-4-0	10-3-6	6-3-0	8-1-1	DNP	6-3-1



**2022-23 Vanderbilt Women's Basketball  
Team High/Low Analysis  
All games**

**Vanderbilt - Game Highs**

<b>POINTS</b>	88	Texas A&M (01/29/2023)
	84	Tarleton St. (11/15/2022)
	82	at Western Ky. (11/07/2022)
	81	at Arkansas (01/16/2023)
	81	Samford (11/10/2022)
<b>FIELD GOALS MADE</b>	32	Tarleton St. (11/15/2022)
	29	Texas A&M (01/29/2023)
<b>FIELD GOAL ATTEMPTS</b>	70	Lipscomb (12/18/2022)
	68	at Florida (01/22/2023)
<b>FIELD GOAL PERCENTAGE</b>	.571 (28-49)	at Western Ky. (11/07/2022)
	.552 (32-58)	Tarleton St. (11/15/2022)
<b>3 PT FG MADE</b>	13	at Arkansas (01/16/2023)
	12	at Louisiana Tech (12/08/2022)
	12	Samford (11/10/2022)
<b>3 PT FG ATTEMPTS</b>	28	at Louisiana Tech (12/08/2022)
	25	Mississippi St. (12/29/2022)
	25	vs NC State (N) (11/24/2022)
	25	Samford (11/10/2022)
<b>3 PT FG PERCENTAGE</b>	.583 (7-12)	UT Martin (12/04/2022)
	.542 (13-24)	at Arkansas (01/16/2023)
<b>FREE THROWS MADE</b>	23	Alabama A&M (12/21/2022)
	22	at Columbia (11/13/2022)
	22	at Western Ky. (11/07/2022)
<b>FREE THROW ATTEMPTS</b>	31	at Western Ky. (11/07/2022)
	29	at Columbia (11/13/2022)
<b>FREE THROW PERCENTAGE</b>	.920 (23-25)	Alabama A&M (12/21/2022)
	.900 (9-10)	Saint Joseph's (11/20/2022)
<b>REBOUNDS</b>	43	Samford (11/10/2022)
	42	vs UNI (N) (11/25/2022)
<b>ASSISTS</b>	18	Tarleton St. (11/15/2022)
	18	Samford (11/10/2022)
<b>STEALS</b>	16	Alabama A&M (12/21/2022)
	14	USC Upstate (11/29/2022)
	14	Austin Peay (11/17/2022)
<b>BLOCKED SHOTS</b>	8	at Columbia (11/13/2022)
	6	at Western Ky. (11/07/2022)
<b>TURNOVERS</b>	24	UT Martin (12/04/2022)
	21	at Western Ky. (11/07/2022)
<b>FOULS</b>	32	at Western Ky. (11/07/2022)
	27	at Arkansas (01/16/2023)



**2022-23 Vanderbilt Women's Basketball  
Team High/Low Analysis  
All games**

**Opponent - Game Highs**

<b>POINTS</b>	96		South Carolina (01/19/2023)
	88		at LSU (01/01/2023)
	84		at Arkansas (01/16/2023)
	84		Tennessee (01/08/2023)
	82		vs NC State (N) (11/24/2022)
<b>FIELD GOALS MADE</b>	39		South Carolina (01/19/2023)
	34		at LSU (01/01/2023)
<b>FIELD GOAL ATTEMPTS</b>	68		Tennessee (01/08/2023)
	67		at Columbia (11/13/2022)
<b>FIELD GOAL PERCENTAGE</b>	.619	(39-63)	South Carolina (01/19/2023)
	.531	(34-64)	at LSU (01/01/2023)
<b>3 PT FG MADE</b>	10		UT Martin (12/04/2022)
	9		Mississippi St. (12/29/2022)
	9		vs NC State (N) (11/24/2022)
<b>3 PT FG ATTEMPTS</b>	26		UT Martin (12/04/2022)
	24		vs UNI (N) (11/25/2022)
<b>3 PT FG PERCENTAGE</b>	.500	(8-16)	at Ole Miss (01/05/2023)
	.450	(9-20)	Mississippi St. (12/29/2022)
	.450	(9-20)	vs NC State (N) (11/24/2022)
<b>FREE THROWS MADE</b>	25		at Arkansas (01/16/2023)
	18		at Western Ky. (11/07/2022)
<b>FREE THROW ATTEMPTS</b>	35		at Arkansas (01/16/2023)
	30		at Western Ky. (11/07/2022)
<b>FREE THROW PERCENTAGE</b>	1.000	(4-4)	UT Martin (12/04/2022)
	.882	(15-17)	Texas A&M (01/29/2023)
<b>REBOUNDS</b>	53		at LSU (01/01/2023)
	49		South Carolina (01/19/2023)
<b>ASSISTS</b>	22		vs NC State (N) (11/24/2022)
	20		at LSU (01/01/2023)
	20		Mississippi St. (12/29/2022)
<b>STEALS</b>	10		Mississippi St. (12/29/2022)
	10		Lipscomb (12/18/2022)
	10		at Western Ky. (11/07/2022)
<b>BLOCKED SHOTS</b>	14		South Carolina (01/19/2023)
	9		at Florida (01/22/2023)
<b>TURNOVERS</b>	27		Alabama A&M (12/21/2022)
	26		USC Upstate (11/29/2022)
<b>FOULS</b>	27		Texas A&M (01/29/2023)
	26		at Western Ky. (11/07/2022)



**2022-23 Vanderbilt Women's Basketball  
Team High/Low Analysis  
All games**

**Vanderbilt - Game Lows**

<b>POINTS</b>	31		at ETSU (12/01/2022)
	44		Mississippi St. (12/29/2022)
	48		South Carolina (01/19/2023)
	53		at Ole Miss (01/05/2023)
	54		UT Martin (12/04/2022)
<b>FIELD GOALS MADE</b>	11		at ETSU (12/01/2022)
	14		Mississippi St. (12/29/2022)
<b>FIELD GOAL ATTEMPTS</b>	42		UT Martin (12/04/2022)
	48		at ETSU (12/01/2022)
<b>FIELD GOAL PERCENTAGE</b>	.229	(11-48)	at ETSU (12/01/2022)
	.246	(14-57)	Mississippi St. (12/29/2022)
<b>3 PT FG MADE</b>	1		Lipscomb (12/18/2022)
	2		South Carolina (01/19/2023)
	2		at ETSU (12/01/2022)
	2		Saint Joseph's (11/20/2022)
<b>3 PT FG ATTEMPTS</b>	10		at Columbia (11/13/2022)
	12		UT Martin (12/04/2022)
<b>3 PT FG PERCENTAGE</b>	.059	(1-17)	Lipscomb (12/18/2022)
	.154	(2-13)	South Carolina (01/19/2023)
	.154	(2-13)	at ETSU (12/01/2022)
	.154	(2-13)	Saint Joseph's (11/20/2022)
<b>FREE THROWS MADE</b>	6		vs UNI (N) (11/25/2022)
	7		at ETSU (12/01/2022)
<b>FREE THROW ATTEMPTS</b>	10		at ETSU (12/01/2022)
	10		vs UNI (N) (11/25/2022)
	10		Saint Joseph's (11/20/2022)
<b>FREE THROW PERCENTAGE</b>	.591	(13-22)	Samford (11/10/2022)
	.600	(6-10)	vs UNI (N) (11/25/2022)
<b>REBOUNDS</b>	22		at LSU (01/01/2023)
	23		South Carolina (01/19/2023)
<b>ASSISTS</b>	4		at ETSU (12/01/2022)
	7		at Florida (01/22/2023)
	7		South Carolina (01/19/2023)
	7		Mississippi St. (12/29/2022)
	7		Saint Joseph's (11/20/2022)
<b>STEALS</b>	5		South Carolina (01/19/2023)
	6		at Arkansas (01/16/2023)
	6		Tennessee (01/08/2023)
	6		at Ole Miss (01/05/2023)
	6		Mississippi St. (12/29/2022)
	6		vs UNI (N) (11/25/2022)
	6		Saint Joseph's (11/20/2022)
<b>BLOCKED SHOTS</b>	0		Texas A&M (01/29/2023)
	0		Tarleton St. (11/15/2022)
<b>TURNOVERS</b>	9		Texas A&M (01/29/2023)
	10		Alabama A&M (12/21/2022)
	10		vs NC State (N) (11/24/2022)
	10		Saint Joseph's (11/20/2022)
<b>FOULS</b>	12		Alabama A&M (12/21/2022)
	12		USC Upstate (11/29/2022)



**2022-23 Vanderbilt Women's Basketball  
Team High/Low Analysis  
All games**

**Opponent - Game Lows**

<b>POINTS</b>	44		at ETSU (12/01/2022)
	45		USC Upstate (11/29/2022)
	46		Alabama A&M (12/21/2022)
	48		Tarleton St. (11/15/2022)
	51		Samford (11/10/2022)
<b>FIELD GOALS MADE</b>	15		Alabama A&M (12/21/2022)
	16		Tarleton St. (11/15/2022)
<b>FIELD GOAL ATTEMPTS</b>	40		Alabama A&M (12/21/2022)
	45		USC Upstate (11/29/2022)
<b>FIELD GOAL PERCENTAGE</b>	.274	(17-62)	at ETSU (12/01/2022)
	.333	(16-48)	Tarleton St. (11/15/2022)
<b>3 PT FG MADE</b>	2		at Florida (01/22/2023)
	2		South Carolina (01/19/2023)
	2		at ETSU (12/01/2022)
	2		Austin Peay (11/17/2022)
<b>3 PT FG ATTEMPTS</b>	8		South Carolina (01/19/2023)
	10		Austin Peay (11/17/2022)
<b>3 PT FG PERCENTAGE</b>	.100	(2-20)	at ETSU (12/01/2022)
	.105	(2-19)	at Florida (01/22/2023)
<b>FREE THROWS MADE</b>	4		UT Martin (12/04/2022)
	4		USC Upstate (11/29/2022)
<b>FREE THROW ATTEMPTS</b>	4		UT Martin (12/04/2022)
	7		Mississippi St. (12/29/2022)
<b>FREE THROW PERCENTAGE</b>	.400	(4-10)	USC Upstate (11/29/2022)
	.440	(11-25)	at Columbia (11/13/2022)
<b>REBOUNDS</b>	27		UT Martin (12/04/2022)
	27		Austin Peay (11/17/2022)
<b>ASSISTS</b>	6		at ETSU (12/01/2022)
	6		Tarleton St. (11/15/2022)
<b>STEALS</b>	4		Texas A&M (01/29/2023)
	4		at Florida (01/22/2023)
	4		at ETSU (12/01/2022)
	4		vs NC State (N) (11/24/2022)
	4		Saint Joseph's (11/20/2022)
	4		Tarleton St. (11/15/2022)
<b>BLOCKED SHOTS</b>	4		Samford (11/10/2022)
	1		UT Martin (12/04/2022)
	1		USC Upstate (11/29/2022)
<b>TURNOVERS</b>	1		at Western Ky. (11/07/2022)
	9		South Carolina (01/19/2023)
	10		at Arkansas (01/16/2023)
<b>FOULS</b>	10		at ETSU (12/01/2022)
	13		vs UNI (N) (11/25/2022)



**2022-23 Vanderbilt Women's Basketball  
Player Highs Analysis  
All games**

**Vanderbilt - Individual Game Highs**

<b>POINTS</b>	41		Ciaja Harbison vs Texas A&M (01/29/2023)
	34		Ciaja Harbison vs NC State (N) (11/24/2022)
	31		Marnelle Garraud at Arkansas (01/16/2023)
	31		Ciaja Harbison vs Lipscomb (12/18/2022)
	31		Marnelle Garraud at Louisiana Tech (12/08/2022)
<b>FIELD GOALS MADE</b>	14		Ciaja Harbison vs Texas A&M (01/29/2023)
	11		Ciaja Harbison vs Lipscomb (12/18/2022)
	11		Marnelle Garraud at Louisiana Tech (12/08/2022)
	11		Ciaja Harbison vs NC State (N) (11/24/2022)
<b>FIELD GOAL ATTEMPTS</b>	26		Ciaja Harbison vs NC State (N) (11/24/2022)
	21		Marnelle Garraud vs South Carolina (01/19/2023)
	21		Ciaja Harbison at LSU (01/01/2023)
<b>FIELD GOAL PERCENTAGE (min 5 made)</b>	1.000	(5-5)	Yaubryon Chambers at Western Ky. (11/07/2022)
	.875	(7-8)	Ciaja Harbison at Western Ky. (11/07/2022)
<b>3 PT FG MADE</b>	7		Marnelle Garraud at Arkansas (01/16/2023)
	7		Marnelle Garraud at Louisiana Tech (12/08/2022)
<b>3 PT FG ATTEMPTS</b>	13		Marnelle Garraud at Louisiana Tech (12/08/2022)
	10		Marnelle Garraud at Arkansas (01/16/2023)
<b>3 PT FG PERCENTAGE (min 2 made)</b>	1.000	(4-4)	Jada Brown vs NC State (N) (11/24/2022)
	1.000	(2-2)	Ciaja Harbison at Western Ky. (11/07/2022)
<b>FREE THROWS MADE</b>	12		Ciaja Harbison at Western Ky. (11/07/2022)
	11		Ciaja Harbison vs Texas A&M (01/29/2023)
<b>FREE THROW ATTEMPTS</b>	14		Ciaja Harbison at Western Ky. (11/07/2022)
	13		Ciaja Harbison vs Texas A&M (01/29/2023)
<b>FREE THROW PERCENTAGE (min 3 made)</b>	1.000	(10-10)	Ciaja Harbison vs NC State (N) (11/24/2022)
	1.000	(9-9)	Demi Washington vs USC Upstate (11/29/2022)
	1.000	(7-7)	Ciaja Harbison vs Tennessee (01/08/2023)
	1.000	(6-6)	Ciaja Harbison vs Alabama A&M (12/21/2022)
	1.000	(4-4)	Marnelle Garraud at Florida (01/22/2023)
	1.000	(4-4)	Sacha Washington at Florida (01/22/2023)
	1.000	(4-4)	Demi Washington vs Alabama A&M (12/21/2022)
	1.000	(4-4)	Bella LaChance vs Alabama A&M (12/21/2022)
	1.000	(4-4)	Ryanne Allen vs NC State (N) (11/24/2022)
	1.000	(4-4)	Sacha Washington vs Saint Joseph's (11/20/2022)
	1.000	(4-4)	Bella LaChance at Western Ky. (11/07/2022)
1.000	(3-3)	Yaubryon Chambers vs Texas A&M (01/29/2023)	
1.000	(3-3)	Ryanne Allen vs Samford (11/10/2022)	
<b>REBOUNDS</b>	12		Yaubryon Chambers vs Lipscomb (12/18/2022)
	12		Sacha Washington vs Lipscomb (12/18/2022)
<b>ASSISTS</b>	8		Ciaja Harbison vs Alabama A&M (12/21/2022)
	7		Ciaja Harbison at LSU (01/01/2023)
	7		Ciaja Harbison vs Tarleton St. (11/15/2022)
	7		Ciaja Harbison at Columbia (11/13/2022)
	7		Ciaja Harbison vs Samford (11/10/2022)
<b>STEALS</b>	5		Ciaja Harbison vs Texas A&M (01/29/2023)
	5		Ciaja Harbison at Florida (01/22/2023)
<b>BLOCKED SHOTS</b>	4		Sacha Washington at Columbia (11/13/2022)
	3		Sacha Washington at LSU (01/01/2023)
	3		Marnelle Garraud vs UNI (N) (11/25/2022)
<b>TURNOVERS</b>	7		Sacha Washington vs UT Martin (12/04/2022)
	6		Ciaja Harbison vs Tennessee (01/08/2023)
	6		Yaubryon Chambers at Western Ky. (11/07/2022)



2022-23 Vanderbilt Women's Basketball  
Player Highs Analysis  
All games

Vanderbilt - Individual Game Highs

FOULS		
	5	Yaubryon Chambers vs Texas A&M (01/29/2023)
	5	Sacha Washington vs Texas A&M (01/29/2023)
	5	Ryanne Allen vs South Carolina (01/19/2023)
	5	Ciaja Harbison at Arkansas (01/16/2023)
	5	Ryanne Allen vs Tennessee (01/08/2023)
	5	Bella LaChance at LSU (01/01/2023)
	5	Ryanne Allen at LSU (01/01/2023)
	5	Yaubryon Chambers vs Lipscomb (12/18/2022)
	5	Sacha Washington at Louisiana Tech (12/08/2022)
	5	Sacha Washington vs UNI (N) (11/25/2022)
	5	Amauri Williams vs NC State (N) (11/24/2022)
	5	Yaubryon Chambers vs Austin Peay (11/17/2022)
	5	Yaubryon Chambers at Columbia (11/13/2022)
	5	Demi Washington at Western Ky. (11/07/2022)



**2022-23 Vanderbilt Women's Basketball  
Player Highs Analysis  
All games**

**Opponent - Individual Game Highs**

<b>POINTS</b>	24		Kaitlyn Davis at Columbia (11/13/2022)
	23		Samara Spencer at Arkansas (01/16/2023)
	23		Rickea Jackson vs Tennessee (01/08/2023)
	23		Anna Larr Roberson at Louisiana Tech (12/08/2022)
	23		Jaylin Foster at Western Ky. (11/07/2022)
<b>FIELD GOALS MADE</b>	10		Anna Larr Roberson at Louisiana Tech (12/08/2022)
	9		Aaliyah Patty vs Texas A&M (01/29/2023)
	9		Samara Spencer at Arkansas (01/16/2023)
	9		Angel Baker at Ole Miss (01/05/2023)
	9		Flau'jae Johnson at LSU (01/01/2023)
	9		Jessika Carter vs Mississippi St. (12/29/2022)
	9		Kaitlyn Davis at Columbia (11/13/2022)
<b>FIELD GOAL ATTEMPTS</b>	18		Angel Reese at LSU (01/01/2023)
	18		Jalyn Holcomb vs Lipscomb (12/18/2022)
<b>FIELD GOAL PERCENTAGE (min 5 made)</b>	1.000	(8-8)	Aliyah Boston vs South Carolina (01/19/2023)
	.900	(9-10)	Aaliyah Patty vs Texas A&M (01/29/2023)
<b>3 PT FG MADE</b>	4		Angel Baker at Ole Miss (01/05/2023)
	4		Seygan Robins vs UT Martin (12/04/2022)
	4		Diamond Johnson vs NC State (N) (11/24/2022)
<b>3 PT FG ATTEMPTS</b>	9		Seygan Robins vs UT Martin (12/04/2022)
	8		Alexis Morris at LSU (01/01/2023)
	8		Tiya Douglas vs Austin Peay (11/17/2022)
<b>3 PT FG PERCENTAGE (min 2 made)</b>	1.000	(3-3)	Gabbie Green at Louisiana Tech (12/08/2022)
	1.000	(2-2)	Kay Kay Green vs Texas A&M (01/29/2023)
	1.000	(2-2)	Emerson Green vs UNI (N) (11/25/2022)
<b>FREE THROWS MADE</b>	8		Makayla Daniels at Arkansas (01/16/2023)
	7		Laeticia Amihere vs South Carolina (01/19/2023)
	7		Saylor Poffenbarger at Arkansas (01/16/2023)
	7		Rickea Jackson vs Tennessee (01/08/2023)
<b>FREE THROW ATTEMPTS</b>	11		Erynn Barnum at Arkansas (01/16/2023)
	10		Laeticia Amihere vs South Carolina (01/19/2023)
	10		Makayla Daniels at Arkansas (01/16/2023)
	10		Aleah Sorrentino vs Lipscomb (12/18/2022)
<b>FREE THROW PERCENTAGE (min 3 made)</b>	1.000	(6-6)	Mackenzie Smith vs Saint Joseph's (11/20/2022)
	1.000	(5-5)	Yamia Johnson vs Austin Peay (11/17/2022)
	1.000	(5-5)	Jada Roberson vs Austin Peay (11/17/2022)
	1.000	(4-4)	Alberte Rimdal at Florida (01/22/2023)
	1.000	(4-4)	Zia Cooke vs South Carolina (01/19/2023)
	1.000	(4-4)	Jalyn Holcomb vs Lipscomb (12/18/2022)
	1.000	(4-4)	Camille Hobby vs NC State (N) (11/24/2022)
	1.000	(3-3)	Jada Malone vs Texas A&M (01/29/2023)
1.000	(3-3)	Jessika Carter vs Mississippi St. (12/29/2022)	
<b>REBOUNDS</b>	17		Angel Reese at LSU (01/01/2023)
	15		Kamilla Cardoso vs South Carolina (01/19/2023)
<b>ASSISTS</b>	12		Alexis Morris at LSU (01/01/2023)
	10		Ainhoa Cea vs Lipscomb (12/18/2022)
<b>STEALS</b>	6		Jaylin Foster at Western Ky. (11/07/2022)
	4		Tess Darby vs Tennessee (01/08/2023)
	4		Myah Taylor at Ole Miss (01/05/2023)
	4		Asianae Johnson vs Mississippi St. (12/29/2022)



2022-23 Vanderbilt Women's Basketball  
Player Highs Analysis  
All games

**Opponent - Individual Game Highs**

<b>BLOCKED SHOTS</b>	4	LaDazhia Williams at LSU (01/01/2023)
	3	Janiah Barker vs Texas A&M (01/29/2023)
	3	Ra Shaya Kyle at Florida (01/22/2023)
	3	Kierra Fletcher vs South Carolina (01/19/2023)
	3	Aliyah Boston vs South Carolina (01/19/2023)
	3	Laeticia Amihere vs South Carolina (01/19/2023)
	3	Jayla Ruffus-Milner at ETSU (12/01/2022)
	3	Saniya Rivers vs NC State (N) (11/24/2022)
	3	Jada Boyd vs NC State (N) (11/24/2022)
<b>TURNOVERS</b>	10	Mariah Adams vs Austin Peay (11/17/2022)
	8	Nyla Walker vs USC Upstate (11/29/2022)
<b>FOULS</b>	5	Kay Kay Green vs Texas A&M (01/29/2023)
	5	Marquesha Davis at Ole Miss (01/05/2023)
	5	Blythe Pearson vs Lipscomb (12/18/2022)
	5	Aleah Sorrentino vs Lipscomb (12/18/2022)
	5	Seygan Robins vs UT Martin (12/04/2022)
	5	Josie Storey vs UT Martin (12/04/2022)
	5	Jaida Patrick at Columbia (11/13/2022)
	5	Hope Sivori at Western Ky. (11/07/2022)



**2022-23 Vanderbilt Women's Basketball**  
**Category Leaders**  
**All games**

**Points**

##	Player	G	Pts	Pts/G
11	Harbison, Cija	19	372	19.6
14	Garraud, Marnelle	22	301	13.7
35	Washington, Sacha	22	213	9.7
24	Allen, Ryanne	21	130	6.2
5	Chambers, Yaubryon	22	117	5.3
2	Brown, Jada	22	100	4.5
12	Washington, Demi	22	90	4.1
21	LaChance, Bella	22	77	3.5
32	Williams, Amauri	11	70	6.4

**Scoring Average**

##	Player	G	Pts	Pts/G
11	Harbison, Cija	19	372	19.6
14	Garraud, Marnelle	22	301	13.7
35	Washington, Sacha	22	213	9.7
32	Williams, Amauri	11	70	6.4
24	Allen, Ryanne	21	130	6.2
5	Chambers, Yaubryon	22	117	5.3
2	Brown, Jada	22	100	4.5
12	Washington, Demi	22	90	4.1
21	LaChance, Bella	22	77	3.5

**Field Goal Percentage**

##	Player	FG	Att	Pct
5	Chambers, Yaubryon	52	86	.605
32	Williams, Amauri	24	49	.490
35	Washington, Sacha	82	192	.427
11	Harbison, Cija	124	303	.409
12	Washington, Demi	32	79	.405
14	Garraud, Marnelle	106	273	.388
24	Allen, Ryanne	43	112	.384
21	LaChance, Bella	20	58	.345
2	Brown, Jada	35	125	.280

**Field Goal Attempts**

##	Player	G	Att	Att/G
11	Harbison, Cija	19	303	15.9
14	Garraud, Marnelle	22	273	12.4
35	Washington, Sacha	22	192	8.7
2	Brown, Jada	22	125	5.7
24	Allen, Ryanne	21	112	5.3

**Field Goals Made**

##	Player	G	Made	Made/G
11	Harbison, Cija	19	124	6.5
14	Garraud, Marnelle	22	106	4.8
35	Washington, Sacha	22	82	3.7
5	Chambers, Yaubryon	22	52	2.4
24	Allen, Ryanne	21	43	2.0

**3-Point FG Percentage**

##	Player	3FG	Att	Pct
14	Garraud, Marnelle	59	147	.401
32	Williams, Amauri	2	5	.400
24	Allen, Ryanne	28	79	.354
21	LaChance, Bella	6	20	.300
2	Brown, Jada	24	82	.293
11	Harbison, Cija	18	62	.290
12	Washington, Demi	2	9	.222

**3-Point FG Attempts**

##	Player	G	Att	Att/G
14	Garraud, Marnelle	22	147	6.7
2	Brown, Jada	22	82	3.7
24	Allen, Ryanne	21	79	3.8
11	Harbison, Cija	19	62	3.3
21	LaChance, Bella	22	20	0.9

**3-Point FG Made**

##	Player	G	Made	Made/G
14	Garraud, Marnelle	22	59	2.7
24	Allen, Ryanne	21	28	1.3
2	Brown, Jada	22	24	1.1
11	Harbison, Cija	19	18	0.9
21	LaChance, Bella	22	6	0.3



2022-23 Vanderbilt Women's Basketball  
Category Leaders  
All games

**Free Throw Percentage**

##	Player	Made	Att	Pct
11	Harbison, Cijaja	106	128	.828
21	LaChance, Bella	31	38	.816
24	Allen, Ryanne	16	20	.800
14	Garraud, Marnelle	30	38	.789
2	Brown, Jada	6	8	.750
12	Washington, Demi	24	35	.686
35	Washington, Sacha	49	79	.620
5	Chambers, Yaubryon	13	22	.591
32	Williams, Amauri	20	34	.588

**Free Throw Attempts**

##	Player	G	Att	Att/G
11	Harbison, Cijaja	19	128	6.7
35	Washington, Sacha	22	79	3.6
14	Garraud, Marnelle	22	38	1.7
21	LaChance, Bella	22	38	1.7
12	Washington, Demi	22	35	1.6

**Free Throws Made**

##	Player	G	Made	Made/G
11	Harbison, Cijaja	19	106	5.6
35	Washington, Sacha	22	49	2.2
21	LaChance, Bella	22	31	1.4
14	Garraud, Marnelle	22	30	1.4
12	Washington, Demi	22	24	1.1

**Rebounds**

##	Player	G	Reb	Reb/G
35	Washington, Sacha	22	155	7.0
5	Chambers, Yaubryon	22	118	5.4
14	Garraud, Marnelle	22	66	3.0
11	Harbison, Cijaja	19	63	3.3
12	Washington, Demi	22	63	2.9

**Assists**

##	Player	G	Ast	Ast/G
11	Harbison, Cijaja	19	83	4.4
14	Garraud, Marnelle	22	49	2.2
21	LaChance, Bella	22	29	1.3
5	Chambers, Yaubryon	22	27	1.2
35	Washington, Sacha	22	23	1.0

**Rebounds Average**

##	Player	G	Reb	Reb/G
35	Washington, Sacha	22	155	7.0
5	Chambers, Yaubryon	22	118	5.4
32	Williams, Amauri	11	41	3.7
11	Harbison, Cijaja	19	63	3.3
14	Garraud, Marnelle	22	66	3.0

**Steals**

##	Player	G	Stl	Stl/G
11	Harbison, Cijaja	19	42	2.2
5	Chambers, Yaubryon	22	40	1.8
14	Garraud, Marnelle	22	32	1.5
12	Washington, Demi	22	21	1.0
35	Washington, Sacha	22	18	0.8

**Offensive Rebounds**

##	Player	G	OReb	OReb/G
35	Washington, Sacha	22	58	2.6
5	Chambers, Yaubryon	22	46	2.1
12	Washington, Demi	22	18	0.8
14	Garraud, Marnelle	22	17	0.8
32	Williams, Amauri	11	13	1.2

**Blocked Shots**

##	Player	G	Blk	Blk/G
35	Washington, Sacha	22	33	1.5
14	Garraud, Marnelle	22	10	0.5
5	Chambers, Yaubryon	22	9	0.4
32	Williams, Amauri	11	5	0.5
11	Harbison, Cijaja	19	3	0.2

**Defensive Rebounds**

##	Player	G	DReb	DReb/G
35	Washington, Sacha	22	97	4.4
5	Chambers, Yaubryon	22	72	3.3
11	Harbison, Cijaja	19	51	2.7
14	Garraud, Marnelle	22	49	2.2
12	Washington, Demi	22	45	2.0

**Minutes**

##	Player	G	Min	Min/G
14	Garraud, Marnelle	22	769	34:57
11	Harbison, Cijaja	19	687	36:10
2	Brown, Jada	22	545	24:46
35	Washington, Sacha	22	543	24:41
5	Chambers, Yaubryon	22	497	22:35



2022-23 Vanderbilt Women's Basketball  
Category Leaders  
All games

Page 3/3  
as of Jan 29, 2023

**Fouls**

##	Player	G	PF	PF/G
5	Chambers, Yaubryon	22	64	2.9
14	Garraud, Marnelle	22	59	2.7
35	Washington, Sacha	22	57	2.6
24	Allen, Ryanne	21	55	2.6
12	Washington, Demi	22	49	2.2

**Turnovers**

##	Player	G	TO	TO/G
11	Harbison, Cija	19	57	3.0
14	Garraud, Marnelle	22	45	2.0
35	Washington, Sacha	22	43	2.0
5	Chambers, Yaubryon	22	37	1.7
2	Brown, Jada	22	36	1.6

**Foul Outs**

##	Player	G	FO
5	Chambers, Yaubryon	22	4
35	Washington, Sacha	22	3
24	Allen, Ryanne	21	3
11	Harbison, Cija	19	1
32	Williams, Amauri	11	1