VANDERBILT MEN'S BASKETBALL

Primary Contact • Gavin Nevill
gavin.nevill@vanderbilt.edu • 610.442.3431
Basketball Oversight • Brian Fremund
brian.fremund@vanderbilt.edu • 251.623.3191

Game 37 - NIT Second Quarterfinals - vs. UAB

Dores	Vanderbilt (22-14, 11-7 SEC) vs. UAB (27-9, 14-6 Conference USA)
Date • Time	March 22, 2023 • 6 p.m.
Site	Nashville, Tenn. • Memorial Gymnasium
Broadcast	ESPN2 *Doug Sherman and Perry Clark; Producer: Doug Stanton*
Radio	93.3 FM | VUCommodores App *Kevin Ingram and Tim Thompson*

AT A GLANCE
• Vanderbilt finished T-Fourth in the SEC (11-7), made the SEC Semifinals and is a No. 2 seed in the NIT.
• A win would give Vandy its most wins since going 25-11 in 2011-12.
• A win would give Vandy its most home wins since going 19-0 at Memorial in 2007-08.
• It is Vandy's second 20-win season in the last 11 seasons (21 wins in 2014-15).
• Vandy went 2-1 in the NIT last season, beating Belmont and Dayton before falling on the road to eventual NIT champion Xavier in the quarterfinals.
• Vanderbilt has won a postseason games in consecutive seasons for the first time since '04 NCAA Sweet 16 and '05 NIT Quarterfinals
• On March 6, Vandy, received votes in the AP Top 25 and the USA Today Coaches Poll.

LAST TIME OUT
• Tyrin Lawrence scored a layup with 12 seconds left and the Dores had a defensive stand to beat Michigan, 66-65. The Dores trailed by eight points with one minute to play.
• Lawrence finished with 24 points and nine rebounds in the win.

SEC AWARDS SZN
• Jerry Stackhouse - Co-Coach of the Year (voted by SEC coaches)
• Liam Robbins - Defensive Player of the Year, All-SEC First Team, All-SEC Defensive Team (SEC coaches); All-SEC Second Team (Associated Press voters); SEC Community Service Team; Academic All-District
• Ezra Manjon - SEC All-Tournament team
• Stackhouse is the first Vandy coach to win the award since Kevin Stallings in 2010. Liam Robbins is Vandy's first-ever Defensive Player of the Year in the award's 20-year history.

HERE COME THE DORES
• Vandy has won 12 of its last 14 -key wins over Kentucky (2x), Tennessee, Auburn, Mississippi State and Florida (2x).
• Over the last 14 games, Vandy has shot 36.8% from 3 and held opponents to 29.8% from 3.
• Among power conference teams and AP Top 10, only UCLA and Houston had a better winning percentage between Feb. 1 and March 10.
• Vandy went 6-1 during February - the program's best record in February since posting a 7-0 mark during the 2007-08 team that got an at-large bid to the NCAA Tournament.

EZRA FILET MANJON
• Ezra Manjon is first in the SEC and 28th nationally with a 2.67 assist/turnover ratio.
• In SEC play, Manjon had 80 assists to 16 turnovers (5.0 assist/turnover ratio)
• Win over Auburn - held Wendell Green (13.5 ppg) to five points on 2-of-14 shooting.
• Win over No. 6/5 Tennessee - held Zakai Ziegler (11.0 ppg) to five points on 2-of-7 shooting.
• "He's an unbelievable leader. What he does on the defensive end, you have to marvel at that." - Stackhouse

ROBBIN 'EM
• Liam Robbins suffered a season-ending leg injury in the March 1 win at Kentucky.
• Robbins has 308 career blocks - fourth among active D-I players.
• His nine blocks at LSU on Feb. 22 are tied for the most in D-1 this season.
• At the time of his injury, Robbins ranked:
3rd in D1 - 3.15 blocks/game; 6th in D1 - 82 total blocks; 1st in D1 - 8.3 fouls drawn per 40 minutes.
• His 82 blocks are third in school history for a single season behind Festus Ezeli (87) and Luke Kornet (84).

EXPERIENCE
• Vanderbilt has four student-athletes who have scored 1,000 points in their NCAA career.
• Jordan Wright (Vandy); Liam Robbins (Drake, Minnesota, Vandy); Ezra Manjon (UC Davis, Vandy); Emmanuel Ansong (Wheeling, Green Bay, Vandy). Robbins and Wright reached 1,000 this season.

BALANCE
• Vanderbilt has had 10 student-athletes score 10 or more points in a game this season.
• Vandy leads the SEC and is 21st nationally in bench scoring (26.33 points per game).

THE 3.
• Vandy shoots 3.0 (891-784) more threes per game than its opponents.
• The Dores are shooting 33.9 percent from three while limiting opponents to 31.4 percent.

2022-23 SCHEDULE (22-14, 11-7 SEC)

Nov. 7	**RV/NR Memphis**	**Memorial Gymnasium**	**SEC Network +**	**L, 76-67**
Nov. 11	**Southern Miss**	**Memorial Gymnasium**	**SEC Network +**	**L, 60-48**
Nov. 15	at Temple	Philadelphia, Pa.	ESPN+	W, 89-87 (OT)
Nov. 18	**Morehead State**	**Memorial Gymnasium**	**SEC Network +**	**W, 76-43**
Nov. 23	*vs. RV/RV Saint Mary's ^*	*Anaheim, Calif.*	*ESPN2*	*L, 75-65*
Nov. 24	*vs. Fresno St. ^*	*Anaheim, Calif.*	*ESPNU*	*W, 67-59*
Nov. 30	at VCU	Richmond, Va.	CBS Sports Net.	L, 70-65
Dec. 3	**Wofford**	**Memorial Gymnasium**	**SEC Network +**	**W, 65-62**
Dec. 7	**Pitt**	**Memorial Gymnasium**	**SEC Network**	**W, 75-74**
Dec. 9	**Grambling State**	**Memorial Gymnasium**	**SEC Network**	**L, 64-62**
Dec. 17	*vs. NC State &*	*Chicago, Ill.*	*CBS Sports Net.*	*L, 70-66*
Dec. 22	**Alabama A&M**	**Memorial Gymnasium**	**SEC Network +**	**W, 70-62**
Dec. 30	**Southeastern Louisiana**	**Memorial Gymnasium**	**SEC Network +**	**W, 93-55**
Jan. 3	**South Carolina ***	**Memorial Gymnasium**	**SEC Network**	**W, 84-79 (OT)**
Jan. 7	at #20/21 Missouri *	Columbia, Mo.	CBS	L, 85-82
Jan. 10	at #5/5 Tennessee *	Knoxville, Tenn.	SEC Network	L, 77-68
Jan. 14	**#15/16 Arkansas ***	**Memorial Gymnasium**	**ESPNU**	**W, 97-84**
Jan. 17	**#4/4 Alabama ***	**Memorial Gymnasium**	**SEC Network**	**L, 78-66**
Jan. 21	at Georgia *	Athens, Ga.	SEC Network	W, 85-82
Jan. 24	**RV/RV Kentucky ***	**Memorial Gymnasium**	**SEC Network**	**L, 69-53**
Jan. 28	at NR/RV Texas A&M *	College Station, Texas	SEC Network	L, 72-66
Jan. 31	at #4/5 Alabama *	Tuscaloosa, Ala.	SEC Network	L, 101-44
Feb. 4	**Ole Miss ***	**Memorial Gymnasium**	**SEC Network**	**W, 74-71**
Feb. 8	**#6/5 Tennessee ***	**Memorial Gymnasium**	**SEC Network**	**W, 66-65**
Feb. 11	at Florida *	Gainesville, Fla.	SEC Network	W, 88-80
Feb. 14	at South Carolina *	Columbia, S.C.	SEC Network	W, 75-64
Feb 18	**NR/RV Auburn ***	**Memorial Gymnasium**	**SEC Network**	**W, 67-65**
Feb. 22	at LSU *	Baton Rouge, La.	SEC Network	L, 85-77
Feb. 25	**Florida ***	**Memorial Gymnasium**	**ESPN2**	**W, 88-72**
March 1	at No. 23/RV Kentucky *	Lexington, Ky.	SEC Network	W, 68-66
March 4	**Mississippi State ***	**Memorial Gymnasium**	**SEC Network**	**W, 77-72**
March 9	*LSU @*	*Bridgestone Arena*	*SEC Network*	*W, 77-68*
March 10	*No. 23/24 Kentucky @*	*Bridgestone Arena*	*SEC Network*	*W, 80-73*
March 11	*No. 18 Texas A&M @*	*Bridgestone Arena*	*ESPN*	*L, 87-75*
March 14	*Yale %*	*Memorial Gymnasium*	*ESPNU*	*W, 71-62*
March 18	*Michigan %*	*Memorial Gymnasium*	*ESPN*	*W, 66-65*
March 22	*UAB %*	*Memorial Gymnasium*	*ESPN2*	*6 p.m.*
March 28	*NIT Semifinals %*	*Las Vegas, Nev.*	*ESPN2*	*TBA*
March 30	*NIT Championship Game %*	*Las Vegas, Nev.*	*ESPN2*	*TBA*

All times Central • Home games in bold • *Southeastern Conference game ^ Wooden Legacy - Anaheim Arena & Legends of Basketball Showcase - United Center @ SEC Tournament - 2nd round, Quarterfinals, Semifinals % NIT

SCHEDULE NOTES

• Vanderbilt has played the 19th toughest schedule in the nation (according to the NCAA NET)
• The Commodores have played 23 games vs. Quad 1 and 2 teams - 12-11 in those games
  • Quad 1: 5-11; Quad 2: 7-0
• 10 of Vanderbilt's 14 losses have come to teams in the top 50 in the NET rankings.

SID: Gavin Nevill **Cell:** 610-442-3431 **Email:** gavin.nevill@vanderbilt.edu

SERIES HISTORY VS. UAB

Vanderbilt's Record in the Series	4-1
Stackhouse's Record vs. Opponent	0-0
Series Streak	Vandy 4W
First Meeting	Dec. 3, 1988 - L, 76-69 in Birmingham
Most Recent Meeting	Dec. 9, 1997 - W, 85-74 in Birmingham
Vanderbilt's Last Win	Dec. 9, 1997 - W, 85-74 in Birmingham
Vandy Record vs. Opp. in NIT	0-0

RECENT MEETINGS

Location	Date	Result	Score
Birmingham	Dec. 9, 1997	W	85-74
Nashville	Dec. 4, 1996	W	66-62
Anchorage, Alaska	Nov. 25, 1992	W	81-63

Series Notes

• The last time Vandy and UAB met was Dec. 9, 1997 - Jerry Stackhouse was in his third season playing with the Philadelphia 76ers, and Andy Kennedy was an assistant at UAB.

DURING THE 2022-23 SEASON

LOCATION

Home	14-5
Road	5-6
Neutral	3-3

SPECIALTY

Overtime	2-0
AP ranked opp.	4-5

AT THE HALF

Leading	17-3
Trailing	3-10
Tied	2-1

VANDY SCORING

75+ points	14-3
Fewer than 75	8-11

REBOUNDING

Vandy more	13-5
Opponent more	8-9
Tied	1-0

VANDY SHOOTING

50+ %	3-0
40-49%	16-7
Under 40%	3-7
35+ % from 3	11-8

OPPONENT SHOOTING

50+ %	0-5
40-49%	14-7
Under 40%	8-2
35+ % from 3	7-7

TURNOVERS

Vandy fewer than opp.	12-4

MOST INDIVIDUAL POINTS - 32, Liam Robbins at Florida
MOST INDIVIDUAL REBOUNDS - 12, Liam Robbins vs. Ole Miss
12, Liam Robbins vs. Auburn
MOST INDIVIDUAL ASSISTS - 9, Ezra Manjon at Temple
MOST INDIVIDUAL BLOCKS - 9, Liam Robbins at LSU
BIGGEST LEAD - 40 vs. SE Louisiana (Dec. 30), 2:56 of 2nd
BIGGEST DEFICIT - 57 at No. 3 Alabama (Jan. 31), 1:18 of 2nd
BIGGEST LEAD IN A LOSS - 9 at Texas A&M (Jan. 28)
BIGGEST DEFICIT IN A WIN - 11 at Temple (Nov. 15)
BIGGEST HALFTIME LEAD - 25 vs. Morehead State (Nov. 18)
BIGGEST HALFTIME DEFICIT - 28 at No. 4 Alabama (Jan. 31)
BIGGEST HALFTIME LEAD BLOWN - 4 vs. NC State (Dec. 17)
4 at Texas A&M (Jan. 28)
BIGGEST HALFTIME DEFICIT ERASED - 8 vs. No. 15 Arkansas (Jan. 14)
MOST POINTS: 1st HALF - 47 vs. SE Louisiana (Dec. 30)
MOST POINTS: 2nd HALF - 63 vs. No. 15 Arkansas (Jan. 14)
FEWEST POINTS: 1st HALF - 15 at No. 4 Alabama (Jan. 31)
FEWEST POINTS: 2nd HALF - 23 vs. Southern Miss (Nov. 11)
MOST POINTS ALLOWED: 1st HALF - 49 vs. Texas A&M (March 11)
MOST POINTS ALLOWED: 2nd HALF - 58 at No. 4 Alabama (Jan.31)
FEWEST POINTS ALLOWED: 1st HALF - 13 vs. Morehead State (Nov. 18)
FEWEST POINTS ALLOWED: 2nd HALF - 30 vs. Morehead State (Nov. 18)
BIGGEST MARGIN OF VICTORY - 38 vs. SE Louisiana (Dec. 30)
BIGGEST MARGIN OF DEFEAT - 57 at No. 4 Alabama (Jan. 31)

NOTES

CLUTCH MOMENTS
• Tyrin Lawrence made two free throws with 1.1 seconds left in the Dec. 7 win over Pitt.
• Lawrence hit the game-winning 3 at the buzzer to beat Tennessee, 66-65, on Feb. 8.
• Ezra Manjon finished a layup with 0.8 seconds left to defeat Auburn, 67-65, on Feb. 18.
• Jordan Wright hit a turnaround jumper with 2.6 seconds left to beat Kentucky, 68-66, on March 1.

COLIN THE GAMER
• Freshman Colin Smith scored a season-high 15 points in the SEC Semifinals vs. Texas A&M.
• Stackhouse: "Colin has an uncanny ability to make shots. You watch him in drills and he might not make anything, and then he turns it on in the game. I'd much rather have a guy that's got it at 7:30 as opposed to somebody that's got it at 10:30 in the morning. He's a gamer."

VANDY VS. AP TOP 25
• Vanderbilt is 101-261 all time in teams ranked in the AP Top 25, including 4-4 this season.
• The Dores are 5-18 against ranked teams under Stackhouse - WINS: home vs. No. 25 LSU (2/5/22); home vs. No. 18 LSU (2/5/20); home vs. No. 15 Arkansas (1/14/23); home vs. No. 6 Tennessee (2/8/23); road vs. No. 23 Kentucky (3/1/23); neutral site vs. No. 23 Kentucky (3/10/23)
• Last time hosting top five opponent: Jan. 17, 2023, 78-66 loss to No. 4 Alabama
• Last win over a top five opponent: March 11, 2012, 71-64 over No. 1 Kentucky in SEC Finals
• Last win over a top five opponent at home: Feb. 26, 2008, 72-69 win over No. 1 Tennessee
• Last win over a top five opponent on the road: Feb. 19, 2000, 85-72 win at No. 5 Tennessee

HONORS
• On Feb. 13, Vandy earned a trio of honors for wins over No. 6/5 Tennessee and Florida.
• Liam Robbins earned SEC Player of the Week after averaging 23 points, 9.5 rebounds & 3.5 blocks.
• Dickie V (ESPN) Coach of the Week: Jerry Stackhouse; Andy Katz (NCAA) Team of the Week: Vandy

NEW TO NASHVILLE
• This year's freshmen class was ranked No. 18 by Rivals and No. 24 by 247Sports.
• Freshmen Colin Smith, Noah Shelby and Lee Dort were four-star recruits according to Rivals, 247Sports and ESPN. Malik Dia was also considered a four-star recruit by ESPN.

RECRUITING CLASS
• JQ Roberts (Bloomington, Ind.), Carter Lang (Charlottesville, Va.) and Isaiah West (Springfield, Tenn.) signed NLIs with the Commodores to join the 2023-24 team.
• The recruiting class is ranked No. 24 by ESPN.
• All three are four-star recruits by ESPN and three-star recruits by 247 Sports and Rivals.

	10-19 POINTS		20-29 POINTS		30-39 POINTS		DOUBLE-DOUBLES	
STUDENT-ATHLETE	2022-23	CAREER	2022-23	CAREER	2022-23	CAREER	2022-23	CAREER
#0 Tyrin Lawrence	17	18	6	7	0	0	1	1
#1 Colin Smith	5	5	0	0	0	0	0	0
#2 Noah Shelby	2	2	0	0	0	0	0	0
#3 Paul Lewis	2	2	0	0	0	0	0	0
#4 Jordan Wright	17	52	2	7	0	0	2	10
#5 Ezra Manjon	17	60	2	16	0	0	0	0
#12 Trey Thomas	8	19	0	0	0	0	0	0
#20 E. Ansong	0	26	0	2	0	0	0	2
#21 Liam Robbins	13	52	6	15	1	1	4	14
#23 Malik Dia	1	1	0	0	0	0	0	0
#42 Q. Millora-Brown	1	16	0	1	0	0	0	5

VANDERBILT'S INVESTMENT IN BASKETBALL

- Vanderbilt is in the midst of a **$300 million** fundraising campaign for athletics called **Vandy United**.
- Part of Vandy United includes a new men's and women's basketball operations center and practice facility. The project is underway and includes offices, training facility, weight training, etc.
- Vanderbilt also built new locker rooms for men's and women's basketball, which were completed in January of 2022.
- The playing surface at Memorial Gymnasium was completely replaced - completed in October of 2022.
- Eight new videoboards were added to Memorial prior to the start of the 2021-22 season.

VANDERBILT IN THE NIT

NIT BY THE NUMBERS

14th	Vanderbilt is making its 14th appearance in the NIT '83, '87, '90, '92, '94, '96, '98, '00, '02, '05, '06, '15, '22, '23
24-12	Vandy's record in the NIT
16-3	Vandy's record at Memorial Gym in the NIT
1	NIT Championship (1990)
11	Vandy has won at least one game in 11 of its NIT appearances
8	Vandy has won multiple games in 8 of its NIT appearances

VANDY NIT RECORDS - INDIVIDUAL

POINTS	34 - Will Perdue vs. Southern Miss • 3.21.87
ASSISTS	11 - Barry Booker vs. Florida State • 3.16.87
REBOUNDS	14 - Will Perdue vs. Southern Miss • 3.21.87
STEALS	4 - 2x, last Riley LaChance at St. Mary's • 3.18.15
BLOCKS	4 - Luke Kornet vs. South Dakota St. • 3.20.15 4 - Matthew Fisher-Davis vs. South Dakota St. • 3.20.15

VANDY NIT RECORDS - TEAM

POINTS	109 vs. Florida State • 3.16.87
ASSISTS	22, 4x, last vs. South Dakota St. • 3.20.15
REBOUNDS	47 vs. Florida State • 3.16.87
STEALS	9, 2x, last vs. South Carolina • 3.18.96
BLOCKS	13 vs. South Dakota St. • 3.20.15

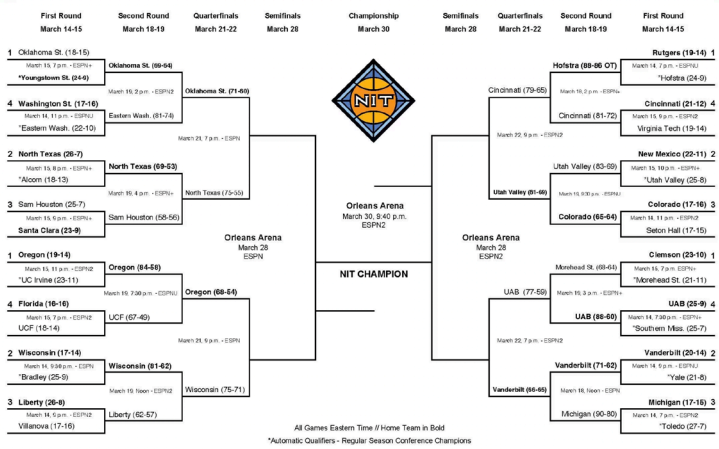

NIT RESULTS

1983 National Invitation Tournament (1-1)
March 15 Vanderbilt 79, East Tennessee State 74 ..... Nashville (1st)
March 21 Wake Forest 75, Vanderbilt 68 ..... Nashville (2nd)

1987 National Invitation Tournament (2-1)
March 12 Vanderbilt 74, Jacksonville 72 ..... Nashville (1st)
March 16 Vanderbilt 109, Florida State 92 ..... Nashville (2nd)
March 21 Southern Mississippi 95, Vanderbilt 88 ..... Nashville (Quarterfinals)

1990 National Invitation Tournament (5-0)
March 17 Vanderbilt 98, Louisiana Tech 90 (OT) ..... Nashville (1st)
March 19 Vanderbilt 89, Tennessee 85 ..... Nashville (2nd)
March 21 Vanderbilt 88, New Orleans 65 ..... Nashville (Quarterfinals)
March 26 Vanderbilt 75, Penn State 62 ..... New York (Semifinals)
March 28 Vanderbilt 74, Saint Louis 72 ..... New York (Finals)

1992 National Invitation Tournament (0-1)
March 19 Rhode Island 68, Vanderbilt 63 ..... Nashville (1st)

1994 National Invitation Tournament (4-1)
March 16 Vanderbilt 77, Oklahoma 67 ..... Norman (1st)
March 21 Vanderbilt 78, New Orleans 59 ..... Nashville (2nd)
March 23 Vanderbilt 89, Clemson 74 ..... Nashville (Quarterfinals)
March 28 Vanderbilt 82, Kansas State 76 ..... New York (Semifinals)
March 30 Villanova 80, Vanderbilt 73 ..... New York (Finals)

1996 National Invitation Tournament (1-1)
March 13 Vanderbilt 86, Arkansas Little Rock 80 ..... Nashville (1st)
March 18 South Carolina 80, Vanderbilt 70 ..... Columbia (2nd)

1998 National Invitation Tournament (2-1)
March 11 Vanderbilt 73, St. Bonaventure 61 ..... Nashville (1st)
March 17 Vanderbilt 72, Wake Forest 68 ..... Winston-Salem (2nd)
March 19 Georgia 79, Vanderbilt 65 ..... Athens (Quarterfinals)

2000 National Invitation Tournament (0-1)
March 14 Wake Forest 83, Vanderbilt 68 ..... Nashville (1st)

2002 National Invitation Tournament (1-1)
March 13 Vanderbilt 59, Houston 50 ..... Nashville (1st)
March 15 Louisiana Tech 83, Vanderbilt 68 ..... Ruston (2nd)

2005 National Invitation Tournament (2-1)
March 16 Vanderbilt 67, Indiana 60 ..... Bloomington (1st)
March 21 Vanderbilt 65, Wichita State 63 ..... Nashville (2nd)
March 23 Memphis 81, Vanderbilt 68 ..... Memphis (Quarterfinals)

2006 National Invitation Tournament (0-1)
March 15 Notre Dame 79, Vanderbilt 69 ..... Notre Dame (1st)

2015 National Invitation Tournament (2-1)
March 18 Vanderbilt 75, Saint Mary's 64 ..... Moraga (1st)
March 20 Vanderbilt 92, South Dakota State 77 ..... Nashville (2nd)
March 24 Stanford 78, Vanderbilt 75 ..... Stanford (Quarterfinals)

2022 National Invitation Tournament (2-1)
March 15 Vanderbilt 82, Belmont 71 ..... Nashville (1st)
March 20 Vanderbilt 70, Dayton 68 (OT) ..... Nashville (2nd)
March 22 Xavier 75, Vanderbilt 73 ..... Cincinnati (Quarterfinals)

2023 National Invitation Tournament (2-0)
March 14 Vanderbilt 71, Yale 62 ..... Nashville (1st)
March 18 Vanderbilt 66, Michigan 65 ..... Nashville (2nd)

0 TYRIN LAWRENCE • Junior • Guard • 6-4 • 200 • Monticello, Ga. • Christian Sunrise Academy (Kan.) • *Pronounced TY-rin*

- Buzzer-beating 3 to beat No. 6/5 Tennessee (2/8/23)
- Athletic lefty battled back after ACL tear as a freshman
- Added 18 pounds of muscle this offseason
- 2019 AAA State Player of the Year in Georgia

CAREER HIGHS

PTS	25 vs. Yale (3/14/23)
REB	10 vs. Ole Miss (2/4/23)
AST	4 vs. Mississippi Valley State (12/13/20)

AVERAGES

	GP-GS	MIN/G	FG%	3FG%	FT%	R/G	A/G	STL	BLK	PTS/G
22-23	35-33	28.9	.506	.358	.748	4.3	1.7	33	5	13.2
CAREER	76-51	21.3	.481	.293	.734	3.2	1.2	57	9	8.1

1 COLIN SMITH • Freshman • Forward • 6-8 • 215 • Dallas, Texas • Compass Prep (Ariz.)

- Consensus four-star recruit (ESPN, 247Sports & Rivals)
- Nominated for 2022 McDonald's All-American Game
- 1,525 points, 700 rebounds and 505 assists in HS
- Older sister Leilah played Volleyball at Stanford

CAREER HIGHS

PTS	15 vs. Texas A&M (3/11/23)
REB	10 vs. Southern Miss (11/11/22)
AST	2, 2x, last at Tennessee (1/10/23) Carolina

AVERAGES

	GP-GS	MIN/G	FG%	3FG%	FT%	R/G	A/G	STL	BLK	PTS/G
22-23	35-15	16.6	.405	.389	.707	2.4	0.5	5	3	4.9
CAREER	35-15	16.6	.405	.389	.707	2.4	0.5	5	3	4.9

2 NOAH SHELBY • Freshman • Guard • 6-3 • 180 • McKinney, Texas • Greenhill School

- Four-star recruit by ESPN, 247Sports and Rivals
- Nominated for 2022 McDonald's All-American Game
- Averaged 22.7 points/game as a senior in 2021-22
- One of top PG recruits (14 - Rivals; 17 - 247Sports; 23 - ESPN)

CAREER HIGHS

PTS	12, 2x, last at Tennessee (1/10/23)
REB	2, 2x, last vs. Alabama (1/17/23)
AST	3 vs. SE Louisiana (12/30/22)

AVERAGES

	GP-GS	MIN/G	FG%	3FG%	FT%	R/G	A/G	STL	BLK	PTS/G
22-23	14-0	9.0	.314	.311	.667	0.5	0.2	1	0	3.7
CAREER	14-0	9.0	.314	.311	.667	0.5	0.2	1	0	3.7

3 PAUL LEWIS • Freshman • Guard • 6-2 • 170 • Woodbridge, Va. • Bishop O'Connell

- Three-star prospect by ESPN, 247 Sports and Rivals
- Nominated for the 2022 McDonald's All-American Game
- Averaged 14 points, five rebounds and four assists per game in high school

CAREER HIGH

PTS	11 vs. LSU (3/9/23)
REB	3 at Temple (11/15/22)
AST	3, 2x, last vs. Kentucky (3/10/23)

AVERAGES

	GP-GS	MIN/G	FG%	3FG%	FT%	R/G	A/G	STL	BLK	PTS/G
22-23	24-5	10.1	.446	.412	.667	0.9	0.9	9	0	2.9
CAREER	24-5	10.1	.446	.412	.667	0.9	0.9	9	0	2.9

4 JORDAN WRIGHT • Senior • Guard/Forward • 6-6 • 220 • Baton Rouge, La. • Dunham

- Part of Stackhouse's 1st signing class
- 2022 SEC Scholar-Athlete; COSIDA Academic All-District
- Summer intern at Nashville SuperSpeedway
- Stackhouse: "Jordan is the epitomy of a Vanderbilt Man."

CAREER HIGH

PTS	28 vs. Winthrop (11/20/21)
REB	15 vs. LSU (3/9/23)
AST	7 at Temple (11/15/22)

AVERAGES

	GP-GS	MIN/G	FG%	3FG%	FT%	R/G	A/G	STL	BLK	PTS/G
22-23	33-16	24.4	.399	.308	.756	5.0	2.1	37	8	10.5
CAREER	123-73	24.2	.419	.314	.757	4.7	1.6	137	34	9.5

5 EZRA MANJON • Senior • Guard • 6-0 • 170 • Antioch, Calif. • Heritage HS / UC Davis • *Pronounced mon-YOWN*

- Assist on Lawrence buzzer beater vs. Tennessee (2/8/23)
- 1,028 career points at UC Davis; 3x All-Big West selection
- 13.9 pts, 3.6 ast, 3.1 rebs/game in UC Davis career
- Architecture major; Co-owns a clothing line

CAREER HIGH

PTS	27 at Oregon State (12/14/21)
REB	8, 2x, last vs. Portland (12/22/21)
AST	9 at Temple (11/15/22)

AVERAGES

	GP-GS	MIN/G	FG%	3FG%	FT%	R/G	A/G	STL	BLK	PTS/G
22-23	36-24	28.4	.492	.281	.730	2.8	3.8	33	8	10.3
CAREER	110-98	31.1	.450	.276	.767	3.0	3.7	96	23	12.7

12 TREY THOMAS • Junior • Guard • 6-0 • 160 • Durham, Ontario, Canada • Crestwood Prep

- 4 games with 4-plus 3s last season (5 in win at Arkansas)
- Led all SEC freshmen in 3-pt. percentage (.398) in 2020-21
- Played basketball and volleyball in high school
- Set HS conference record with 52 points in a game

CAREER HIGH

PTS	17, 2x, last vs. Florida (3/1/22)
REB	5, 5x, last at South Carolina (2/14/23)
AST	4 vs. Grambling State (12/8/22)

AVERAGES

	GP-GS	MIN/G	FG%	3FG%	FT%	R/G	A/G	STL	BLK	PTS/G
22-23	32-17	23.3	.315	.302	.941	1.6	0.9	12	2	5.9
CAREER	89-20	20.0	.341	.338	.833	1.4	0.9	41	3	5.9

20 EMMANUEL ANSONG • 5th-Yr. Sr. • Forward • 6-4 • 195 • Bordentown, N.J. • Canterbury HS / UW-Green Bay • *Pronounced AN-song*

- Played two seasons at Wisconsin-Green Bay after starting career at D-II Wheeling University
- 11.0 points and 5.0 rebounds per game in 2021-22
- Led Green Bay in rebounding last two seasons

CAREER HIGH

PTS	24 vs. Northern Kentucky (2/12/21)
REB	10, 2x, last vs. FIU (11/19/21)
AST	3, 2x, last vs. Detroit Mercy (1/20/22)

AVERAGES

	GP-GS	MIN/G	FG%	3FG%	FT%	R/G	A/G	STL	BLK	PTS/G
22-23	26-2	10.3	.431	.333	.455	1.9	0.2	4	10	2.5
CAREER	117-65	22.8	.540	.311	.577	4.8	0.7	80	76	9.2

21 LIAM ROBBINS • 5th-Year Sr. • Forward • 7-0 • 250 • Davenport, Iowa • Assumption HS / University of Minnesota

- Season-ending leg injury at Kentucky (3/1/23)
- 2-time Kareem Abdul-Jabbar Preseason list ('20, '21)
- Jr. at Minnesota, 11.7 ppg, 6.6 rpg, 2.7 bpg (10th D-1; 1st Big Ten)
- 4th among active D-1 with 308 career blocks

CAREER HIGH

PTS	32 at Florida (2/11/23)
REB	14 vs. Ohio State (1/3/21)
BLK	9 at LSU (2/22/23)

AVERAGES

	GP-GS	MIN/G	FG%	3FG%	FT%	R/G	A/G	STL	BLK	PTS/G
22-23	26-15	23.0	.504	.365	.731	6.8	1.0	8	82	15.0
CAREER	129-84	21.0	.477	.306	.693	5.5	0.8	59	308	10.6

23 MALIK DIA • Freshman • Forward • 6-9 • 240 • Murfreesboro, Tenn. • Ensworth School • *Pronounced DEE-uh*

- Four-star recruit by ESPN and three-star recruit by 247Sports and Rivals
- Averaged 22.7 pts, 9.9 rebs/game as a senior
- Ranked as state's No. 5 recruit by Rivals

CAREER HIGH

PTS	14 vs. Kentucky (1/24/23)
REB	10 vs. SE Louisiana (12/30/22)
AST	3 vs. SE Louisiana (12/30/22)

AVERAGES

	GP-GS	MIN/G	FG%	3FG%	FT%	R/G	A/G	STL	BLK	PTS/G
22-23	19-0	8.4	.288	.344	.500	1.6	0.2	5	5	2.4
CAREER	19-0	8.4	.288	.344	.500	1.6	0.2	5	5	2.4

34 LEE DORT • Freshman • Forward • 6-10 • 255 • McKinney, Texas • Greenhill School

- Four-star recruit by ESPN, 247Sports and Rivals
- Ranked as No. 43 recruit in the nation by Rivals
- Averaged 16.8 points & 11.8 rebounds/game as a HS senior
- Grew up playing soccer; moved to the US from Haiti in 2018

CAREER HIGH

PTS	6 at Tennessee (1/10/23)
REB	6 vs. Wofford (12/3/22)
BLK	2, 3x, last vs. SE Louisiana (12/30/22)

AVERAGES

	GP-GS	MIN/G	FG%	3FG%	FT%	R/G	A/G	STL	BLK	PTS/G
22-23	17-0	6.5	.650	.000	.300	2.1	0.2	0	12	1.7
CAREER	17-0	6.5	.650	.000	.300	2.1	0.2	0	12	1.7

42 QUENTIN MILLORA-BROWN • 5th-Yr. Sr. • Forward • 6-10 • 245 • Lorton, Va. • South County / Rice University • *Pronounced mil-LORE-uh*

- Added 10 pounds of muscle this offseason
- Mechanical Engineering major - Grad research: clean energy
- Participated in fencing and basketball growing up
- Fr. season at Rice - 7.2 ppg, 5.9 rpg, 1.2 bpg

CAREER HIGH

PTS	21 vs. Northwestern State (11/17/18)
REB	16 at FIU (2/14/19)
AST	5 vs. Alabama State (11/10/21)

AVERAGES

	GP-GS	MIN/G	FG%	3FG%	FT%	R/G	A/G	STL	BLK	PTS/G
22-23	35-26	18.3	.495	.333	.596	4.2	0.7	13	20	3.5
CAREER	122-92	20.6	.599	.333	.493	4.9	1.0	41	100	4.9

☐ = *Previous Game Starter*

2022-23 ROSTER

NO.	NAME	PRONUNCIATION	POS.	CLASS	HT.	WT.	HOMETOWN	PREVIOUS SCHOOL
0	Tyrin Lawrence	TY-rin	Guard	Jr.	6'4"	200	Monticello, Ga.	Sunrise Christian Academy (Kan.)
1	Colin Smith		Forward	Fr.	6'8"	215	Dallas, Texas	Compass Prep (Ariz.)
2	Noah Shelby		Guard	Fr.	6'3"	180	McKinney, Texas	Greenhill School
3	Paul Lewis		Guard	Fr.	6'2"	170	Woodbridge, Va.	Bishop O'Connell
4	Jordan Wright		G/F	Sr.	6'6"	220	Baton Rouge, La.	Dunham School
5	Ezra Manjon	mon-YOWN	Guard	Sr.	6'0"	170	Antioch, Calif.	UC Davis
11	Adrian Samuels		Guard	Fr.	6'5"	170	Nashville, Tenn.	University School of Nashville
12	Trey Thomas		Guard	Jr.	6'0"	160	Durham, Ontario, Canada	Crestwood Prep
20	Emmanuel Ansong	AN-song	Forward	5th Yr.	6'4"	195	Bordentown, N.J.	University of Wisconsin-Green Bay
21	Liam Robbins		Forward	5th Yr.	7'0"	250	Davenport, Iowa	University of Minnesota
22	Graham Calton	CALL-tin	Guard	So.	6'6"	205	Charlotte, N.C.	Charlotte Latin School
23	Malik Dia	DEE-uh	Forward	Fr.	6'9"	240	Murfreesboro, Tenn.	Ensworth School
25	Miles Keeffe	KEEF	Guard	Fr.	6'5"	185	Novato, Calif.	Southern California Academy
34	Lee Dort		Forward	Fr.	6'10"	255	McKinney, Texas	Greenhill School
42	Quentin Millora-Brown	mill-LORE-uh	Forward	5th Yr.	6'10"	245	Lorton, Va.	Rice University

Coaching Staff

Head Coach – Jerry Stackhouse, 4th season (North Carolina, 1999)
Associate Head Coach – Michael Curry, 2nd season (Georgia Southern, 1990)
Associate Head Coach – Adam Mazarei, 4th season (Redlands, 2006) - *muh-ZAHR-ee (rhymes with Ferrari)*
Associate Head Coach – Andy Fox, 4th season (Cornell [Iowa], 2004)

Support Staff

Chief of Staff – Adell Harris, 4th season (Wake Forest, 2002)
Special Assistant to the Head Coach – Nicki Gross, 4th season (Seton Hall, 2011)
Director of Player Personnel – Joey Cantafio, 2nd season (Hampden-Sydney College, 2011)
Director of Scouting and Recruiting – David Gale, 1st season (Loyola Chicago, 2007)
Director Program Performance – Antonio Dawson, 1st season (Florida State, 1989)
Director of Operations– James Strong, 4th season (Vanderbilt, 2000)
Video Coordinator – Brian Pete, 2nd season (Gonzaga, 2018)
Assistant Video Coordinator – CJ Preston, 1st season (Vanderbilt, 2018)
Strength and Conditioning – Marcus Edwards, 1st season (Missouri, 2015)
Athletic Trainer – Brandon Wells, 5th season (UW Stevens Point, 2007)

ROSTER BREAKDOWN

FRESHMEN (7)
#1 Colin Smith
#2 Noah Shelby
#3 Paul Lewis
#11 Adrian Samuels
#23 Malik Dia
#25 Miles Keeffe
#34 Lee Dort

SOPHOMORES (1)
#22 Graham Calton

JUNIORS (2)
#0 Tyrin Lawrance
#12 Trey Thomas

SENIORS (2)
#4 Jordan Wright
#5 Ezra Manjon

FIFTH-YEAR SENIORS (3)
#20 Emmanuel Ansong
#21 Liam Robbins
#42 Quentin Millora-Brown

GUARDS (8)
#0 Tyrin Lawrence
#2 Noah Shelby
#3 Paul Lewis
#5 Ezra Manjon
#11 Adrian Samuels
#12 Trey Thomas
#22 Graham Calton
#25 Miles Keeffe

GUARD/FORWARD (1)
#4 Jordan Wright

FORWARDS (6)
#1 Colin Smith
#20 Emmanuel Ansong
#21 Liam Robbins
#23 Malik Dia
#34 Lee Dort
#42 Quentin Millora-Brown

6'0" - 6'4" (6)
#5 Ezra Manjon (6'0")
#12 Trey Thomas (6'0")
#3 Paul Lewis (6'2")
#2 Noah Shelby (6'3")
#0 Tyrin Lawrence (6'4")
#20 Emmanuel Ansong (6'4")

6'5" - 6'8" (5)
#11 Adrian Samuels (6'5")
#25 Miles Keeffe (6'5")
#22 Graham Calton (6'6")
#4 Jordan Wright (6'6")
#1 Colin Smith (6'8")

6'9" - 7'0" (4)
#23 Malik Dia (6'9")
#34 Lee Dort (6'10")
#42 Quentin Millora-Brown (6'10")
#21 Liam Robbins (7'0")

CALIFORNIA (2)
#5 Ezra Manjon
#25 Miles Keeffe

GEORGIA (1)
#0 Tyrin Lawrence

IOWA (1)
#21 Liam Robbins

LOUISIANA (1)
#4 Jordan Wright

NEW JERSEY (1)
#20 Emmanuel Ansong

NORTH CAROLINA (1)
#22 Graham Calton

ONTARIO, CANADA (1)
#12 Trey Thomas

TENNESSEE (2)
#11 Adrian Samuels
#23 Malik Dia

TEXAS (3)
#1 Colin Smith
#2 Noah Shelby
#34 Lee Dort

VIRGINIA (2)
#3 Paul Lewis
#42 Quentin Millora-Brown

JERRY STACKHOUSE

AT A GLANCE

- Fourth Season
- 28th Head Coach in program history
- Native of Kinston, North Carolina

EDUCATION

North Carolina (1999) - Bachelor's Degree in African American Studies
Harvard Business School (2017) - Business of Entertainment, Media and Sports executive education program

PREVIOUS COACHING STOPS

YEAR	TEAM	POSITION	RECORD	NOTE
2015-16	Toronto Raptors (NBA)	Assistant Coach		
2016-17	Raptors 905 (G-League)	Head Coach	39-11	G-League Champs
2017-18	Raptors 905 (G-League)	Head Coach	31-19	G-League Finals
2018-19	Memphis Grizzlies (NBA)	Assistant Coach		

QUOTES

"Jerry Stackhouse is one of the outstanding emerging coaches in college basketball. His offense and his schemes are just impeccable. Vanderbilt runs great offense. I'm not sure there's a team in the SEC that runs better stuff than Jerry Stackhouse's Vanderbilt Commodores."

★ Jay Bilas on Jerry Stackhouse

"I'm going to be suited and booted. Coach Dean Smith approached it as a business, and I'm going to always honor him by wearing suits on the sideline."

★ Jerry Stackhouse on his suits during games

OTHER ITEMS OF NOTE

- One of **3** active NCAA D-I head coaches who was a top three of the NBA Draft pick
  - Jerry Stackhouse 3rd - 1995; Penny Hardaway 3rd - 1993; Patrick Ewing 1st - 1985

- Has had **3** Vanderbilt student-athletes advance to the NBA
  - Aaron Nesmith (Boston Celtics - 1st round - 14th overall - 2020)
  - Saben Lee (Utah Jazz - 2nd round - 38th overall - 2020)
  - Scotty Pippen Jr. (Los Angeles Lakers - Undrafted free agent - 2022)

- Coached future NBA stars Pascal Siakam and Fred VanVleet during time as head coach of the G-League's Raptors 905

VANDERBILT RECORD

OVERALL: 61-68
SEC: 24-46
SEC TOURNAMENT: 5-4
NIT: 4-1

YEAR	RECORD	SEC	SEC TOUR	NIT
2019-20	11-21	3-15	0-1	--
2020-21	9-16	3-13	1-1	--
2021-22	19-17	7-11	2-1	2-1
2022-23	22-14	11-7	2-1	2-0

DEVELOPMENT UNDER JERRY STACKHOUSE

STUDENT-ATHLETE	FRESHMAN	LATER
Tyrin Lawrence	2020-21: 2.9 ppg	2022-23: 13.2 ppg
Jordan Wright	2019-20: 5.7 ppg, 2.8 rpg	2022-23: 10.5 ppg, 5.5 rpg
Aaron Nesmith	*2018-19: 11.0 ppg, 33.7% 3pt	2019-20: 23.0 ppg, 52.2% 3pt
Saben Lee	*2017-18: 10.6 ppg, 3.1 apg	2019-20: 18.6 ppg, 4.2 apg
Scotty Pippen Jr.	2019-20: 12.0 ppg, 3.6 apg	2021-22: 20.4 ppg, 4.5 apg

- Jerry Stackhouse has consistently developed his student-athlete during his time at Vandy.
- **Three Commodores in the Stackhouse Era have gone to the NBA (Nesmith, Lee, Pippen)**

** Aaron Nesmith and Saben Lee played their freshman seasons under Bryce Drew*

THE UP AND UP

- Signed a contract extension with Vanderbilt - announced Oct. 18, 2022
- Vanderbilt is the only program in the SEC to improve in the NET rankings in each of the last three seasons.

YEAR	2021-22	2020-21	2019-20	*2018-19
NET	62	102	142	*155

** 2018-19 team - year before Stackhouse arrived - finished 0-18 in SEC play*

ACADEMICS

- The Stackhouse Era has produced two SEC Scholar of the Year award winners
  - Jordan Wright (2022), Dylan Disu (2021)
- In his seven semesters at Vanderbilt, the Commodores have had a team GPA of 3.0 or better in six semesters.
- Fall 2022 semester saw **three** on Dean's List and **nine** with a 3.0 or better.

COLLEGE PLAYING CAREER

- Played for legendary coach Dean Smith at North Carolina
- 19.2 points and 8.2 rebounds per game as a sophomore in 1994-95
- 1995 Sports Illustrated National Player of the Year
- 1995 First Team All-America and First Team All-ACC
- Led UNC to the 1995 NCAA Final Four

PRO PLAYING CAREER

- Third overall pick in the 1995 NBA Draft by the Philadelphia 76ers
- Played 18 NBA seasons for eight teams (Philadelphia, Detroit, Washington, Dallas, Milwaukee, Miami, Atlanta, Brooklyn)
- Two-time NBA All-Star with Detroit Pistons (2000, 2001)
- Averaged 29.8 points per game during the 2000-01 season with Detroit
- Played in the 2006 NBA Finals with Dallas

LAST TIME A COMMODORE ...

Scored 25-29 points – Tyrin Lawrence (25) vs. Yale, 3/14/2023
Scored 30-34 points – Liam Robbins (32) at Florida, 2/11/2023
Scored 35-39 points – Scotty Pippen Jr. (36) at Cincinnati, 3/4/2021
Scored 40+ points – Shan Foster (42) vs. Mississippi State, 3/5/2008

Two players scored at least 20 points
Jordan Wright (23) and Tyrin Lawrence (21) at Kentucky, 3/1/2023
Three players scored at least 20 points
Derrick Byars (28), Shan Foster (21) and Ross Neltner (20) vs. Toledo, 12/2/2006
Two players scored at least 30 points
Saben Lee (33) and Maxwell Evans (31) vs. LSU, 2/5/2020

Scored at least 20 points in three straight games - Liam Robbins: 24 at South Carolina, 2/14/23; 24 vs. Auburn, 2/18/23, 23 at LSU, 2/22/23
Scored 20 points in four straight games – Liam Robbins: 32 at Florida, 2/11/23; 24 at South Carolina, 2/14/23; 24 vs. Auburn, 2/18/23, 23 at LSU, 2/22/23
Scored 20 points in five straight games
Scotty Pippen Jr.: 23 at Tennessee, 2/12/22; 29 at Auburn, 2/16/22; 24 vs. Texas A&M, 2/19/22, 26 vs. Alabama, 2/22/22; 32 at Mississippi State, 2/26/2022
Scored 20 points in six straight games – Scotty Pippen Jr.: 23 at Tennessee, 2/12/22; 29 at Auburn, 2/16/22; 24 vs. Texas A&M, 2/19/22, 26 vs. Alabama, 2/22/22; 32 at Mississippi State, 2/26/2022; 29 vs. Florida, 3/1/2022
Scored 20 points in seven straight games – Scotty Pippen Jr.: 23 at Tennessee, 2/12/22; 29 at Auburn, 2/16/22; 24 vs. Texas A&M, 2/19/22, 26 vs. Alabama, 2/22/22; 32 at Mississippi State, 2/26/2022; 29 vs. Florida, 3/1/2022; 22 at Ole Miss, 3/5/2022

Five players scored in double figures – at Georgia, 1/21/23: Ezra Manjon (19), Tyrin Lawrence (15), Myles Stute (14), Jordan Wright (12), Trey Thomas (12)
Six players scored in double figures – vs. Florida, 2/25/23: Liam Robbins (18), Ezra Manjon (15), Tyrin Lawrence (13), Colin Smith (11), Myles Stute (11), Trey Thomas (11)
Seven players scored in double figures – vs. Detroit, 12/2/2015: Damian Jones (10), Wade Baldwin IV (20), Riley LaChance (10), Nolan Cressler (14), Joe Toye (10), Matthew Fisher-Davis (12) and Josh Henderson (11)
Eight players scored in double figures – vs. Savannah State, 11/27/2018: Aaron Nesmith (20), Simisola Shittu (17), Maxwell Evans (16), Yanni Wetzell (15), Joe Toye (13), Saben Lee (11), Matt Ryan (11) and Matthew Moyer (10)
Four players with 15 or more points – at Kentucky, 1/5/2021: Scotty Pippen Jr. (18), Dylan Disu (18), Jordan Wright (18) and Myles Stute (16)

Double-Double – Jordan Wright (15 pts, 15 reb) vs. LSU (3/9/2023)

20 points and 10 rebounds
Liam Robbins (24 pts, 12 reb) vs. Auburn, 2/18/2023
30 points and 10 rebounds
Jeff Roberson (30 points, 10 rebounds) at Auburn, 2/3/2018

Back-to-back 20-point, 10-rebound games – Matt Freije: vs. South Carolina (26 points, 11 rebounds) 1/28/2004 and vs. Kentucky (20 points, 11 rebounds) 1/31/2004

Double-Double in points and rebounds
Jordan Wright (15 pts, 15 reb) vs. LSU (3/9/2023)
Double-Double in points and assists
Scotty Pippen Jr.: 18 points, 12 assists vs. Mississippi State, 1/9/2021
Double-Double in points and blocks
Luke Kornet: 11 points, 10 blocks vs. Auburn, 1/12/2016
Double-Double in points and steals – Never

Double-Double in two Consecutive games – Jordan Wright: at SMU (14 points, 12 rebounds, 12/4/2021; vs. Temple (16 points, 11 rebounds),12/7/2021
Double-Double in three consecutive games – Jeff Roberson: vs. Austin Peay (13 points, 10 rebounds), 11/10/2017; at Belmont (13 points, 12 rebounds), 11/13/2017; vs. UNC Asheville (17 points, 12 rebounds), 11/17/2017

Two players record a double-double – Liam Robbins (32 points, 10 rebounds) and Jordan Wright (10 points, 10 rebounds), at Florida, 2/11/2023

Triple-Double
Luke Kornet (11 points, 11 rebounds, 10 blocks) vs. Auburn, 1/12/2016
Made 10 field goals in a game – Liam Robbins (10) at Florida, 2/11/2023
Made 16 field goals in a game – Shan Foster vs. Mississippi State, 3/5/2008

Attempted 20 field goals in a game – Scotty Pippen Jr. (21) at Xavier, 3/22/2022

Made 6 3-pointers in a game – Myles Stute at VCU, 11/30/2022
Made 7 3-pointers in a game – Myles Stute at Texas A&M, 1/28/2023
Made 8 3-pointers in a game – Scotty Pippen Jr. at SMU, 12/4/2021
Made 9 3-pointers in a game – Shan Foster vs. Mississippi State, 3/5/2008

Attempted 10 3-pointers in a game – Trey Thomas vs. Pitt, 12/7/2022
Attempted 14 3-pointers in a game – Myles Stute at Texas A&M, 1/28/2023
Attempted 15 3-pointers in a game – John Jenkins (16) vs. Oregon, 11/11/2011

Made 10-14 free throws in a game – Liam Robbins (10) at Tennessee, 1/10/2023
Made 15-19 free throws in a game – Liam Robbins (17) vs. Auburn, 2/18/2023
Attempted 20+ free throws in a game – Liam Robbins (20) vs. Auburn, 2/18/2023

10-14 rebounds in a game – Liam Robbins (12) vs. Auburn, 2/18/2023
15 rebounds in a game – Dylan Disu (15) at Alabama, 2/20/2021
16 rebounds in a game – Dylan Disu (16) vs. Kentucky, 2/17/2021

At least 10 rebounds in three consecutive games – Dylan Disu: 10 vs. Auburn, 2/9/2021; 10 at Mississippi State, 2/13/2021; 16 vs. Kentucky, 2/17/2021
At least 10 rebounds in four consecutive games – Dylan Disu: 10 vs. Auburn, 2/9/2021; 10 at Mississippi State, 2/13/2021; 16 vs. Kentucky, 2/17/2021, 15 at Alabama, 2/20/2021

8 assists – Ezra Manjon (8) at Florida, 2/11/2023
9 assists – Ezra Manjon (9) at Temple, 11/15/20122
10 assists – Scotty Pippen Jr. (12) vs. Mississippi State, 1/9/2021
11 assists – Scotty Pippen Jr. (12) vs. Mississippi State, 1/9/2021
12 assists – Scotty Pippen Jr. (12) vs. Mississippi State, 1/9/2021
13 assists – Mario Moore (13) vs. Arkansas, 2/19/2005
14 assists – Billy McCaffrey (14) vs. Kentucky, 1/13/1993

5 or more assists in five consecutive games – Ezra Manjon
7 vs. Ole Miss, 2/4/2023; 5 vs. Tennessee, 2/8/2023; 8 at Florida, 2/11/2023;
6 at South Carolina, 2/14/2023; 5 vs. Auburn, 2/18/2023
8 or more assists in two consecutive games
Scotty Pippen: 8 at Kentucky, 1/5/2021; 12 vs. Mississippi State, 1/9/2021

4 blocked shots – Liam Robbins at Florida, 2/11/2023
5 blocked shots – Liam Robbins vs. Florida, 2/25/2023
6 blocked shots – Liam Robbins vs. South Carolia, 1/3/2023
8 blocked shots – Liam Robbins vs. Fresno State, 11/24/22
9 blocked shots – Liam Robbins at LSU, 2/22/23
10 blocked shots – Luke Kornet vs. Auburn, 1/12/2016

5 steals – Scotty Pippen Jr. at Auburn, 2/16/2022
6 steals – Scotty Pippen Jr vs. Alabama, 2/22/2022
8 steals – James Strong vs. Morehead State, 11/24/1998

Played every minute – Saben Lee vs Texas A&M, 3/13/19
Played more than 40 minutes – Scotty Pippen Jr. (43), vs. Dayton, 3/20/2022

All 5 starters played 40 minutes – Steve Tchiengang (40), Brad Tinsley (40), Lance Goulbourne (41), Jeffery Taylor (41) and John Jenkins (41), at Louisville, 12/2/2011

Technical foul – Ezra Manjon (2), Jordan Wright, Jerry Stackhouse vs. Arkansas, 1/14/2023
Ejection – Ezra Manjon vs. Arkansas, 1/14/2023
Three fouled out – Saben Lee, Clevon Brown, Djery Baptiste vs. Tennessee, 1/9/2018

LAST TIME VANDERBILT ...

Team started game with opponent technical foul – Furman bench, 12/22/2008

Scored 100 or more points – 120 vs. Savannah State, 11/27/2018 (W, 120-85)
Scored 100 or more points in an SEC game – 102 at Ole Miss, 2/16/2012 (W, 102-76)
Scored 110 or more points – 120 vs. Savannah State, 11/27/2018 (W, 120-85)
Scored 110 or more points in an SEC game – 111 vs. Alabama, 2/21/1972 (W, 111-91)
Scored 120 or more points – 120 vs. Savannah State, 11/27/2018 (W, 120-85)
Scored 120 or more points in an SEC game – 130 vs. Ole Miss, 12/22/1970 (W, 130-112)
Scored 130 or more points – 130 vs. Ole Miss, 12/22/1970 (W, 130-112)

Scored between 41-50 points – 48 at Florida, 1/22/2022 (L, 42-61)
Scored 40 points or fewer – 37 vs. VCU, 11/17/21 (L, 37-48)

Scored 20 or fewer points in half – 14 (second) at Florida, 1/22/2022 (L, 42-61)

Scored 90 or more points in three consecutive games – 95 vs. Bradley, 11/24/2007 (W, 95-86); 91 vs. South Alabama, 11/29/2007 (W, 91-88); 92 vs. Georgia Tech, 12/1/2007 (W, 92-79)

Scored 100 points in two consecutive games – 111 vs. North Alabama, 12/20/1980 (W, 111-79) and 111 vs. Memphis, 12/23/1980 (W, 111-96)
Scored 100 points in three consecutive games – Never

Scored 100 points in consecutive SEC games – 104 vs. LSU 2/19/1972, (W, 104-83) and 111 vs. Alabama 2/21/1972, (W, 111-91)

Won by 60 or more – 71 vs. Union (Tenn.) (W, 95-24), 1911-12
Won game by 50 or more – 50 vs. Detroit (W, 102-52) 12/2/2015

Lost by 25 or more – 26 at South Carolina (L, 64-90), 1/25/2020

Game decided by one point – vs. No. 6/5 Tennessee (W, 66-65), 2/8/2023
Two consecutive games decided by one point – at South Carolina (L, 70-71) 1/7/1998 and vs. Tennessee, (W, 80-79) 1/10/1998)
Three consecutive games decided by one point – Never

Shot 60 percent or better – .603 vs. South Carolina State, 11/22/2019 (W, 97-60)
Shot less than 30 percent from the field – .226 vs. VCU, 11/17/2021 (L, 37-48)

Shot 60 percent or better from 3 – .643 vs. Purdue, 12/13/14 (W, 81-71)

Shot 90 percent or better from free throw line (min. 10 att.)
100.0, vs. Florida (12-12), 3/11/2021 (SEC Tournament)
Shot less than 50 percent from free throw line
46.9, vs. Morgan State (15-32), 11/23/2013

Attempted five or fewer free throws – 3 at Texas A&M, 1/31/2017
Attempted 30-39 free throws – 36 (27-36) vs. Alabama, 2/22/2022
Attempted 40+ free throws – 45 (31-45) vs. Alabama, 3/10/2022

Made 30 free throws – 31 vs. Alabama, 3/10/2022

Made 15 3s – 16 vs. Georgia, 3/9/2022
Made 0 3s – 0-for-25 vs. Tennessee, 1/18/2020

Had 20 turnovers – 21 vs. Tennessee, 1/18/2022

Had 10 blocks – 12 vs. Pitt, 12/8/2022

Had 10-14 steals – 10 vs. Alabama, 3/10/2022
Had 15 steals – 15 at Georgia, 2/6/2021

Won in overtime – vs. South Carolina, 1/3/2023 (W, 84-79)
Lost in overtime – vs. Temple, 12/7/2021 (L, 72-68)
Played two overtimes – vs. Yale, 1/3/2015 (W, 79-74)
Played three overtimes – at Ole Miss, 2/17/1982 (L, 51-48)
Played four overtimes – at Ole Miss, 2/17/1982 (L, 51-48)
Played consecutive overtime games
vs. Xavier, 11/28/2011 (L, 82-70) and at Louisville, 12/2/2011 (L, 62-60)

OPPONENT
Scored 90 or more points at Memorial Gym – 91, Florida, 1/23/2021 (L, 72-91)
Scored 100 or more points – 106, Kentucky 3/5/2003 (L, 44-106)
Scored 110 or more points – 120, Kentucky 2/7/1996 (L, 81-120)
Scored 120 or more points – 120, Kentucky 2/7/1996 (L, 81-120)

Scored beween 40-49 points – 43, Morehead State, 11/18/22 (W, 76-43)
Scored fewer than 40 points – 36, Mississippi Valley State, 11/29/21 (W, 75-36)

Shot 60 percent or better – .608, Mississippi State, 1/9/2021 (L, 81-84)
Shot less than 30 percent – .270, vs. Morehead State,11/18/2022 (W, 76-43)

Shot 60 percent or better from 3 – .667 (6-9), Kentucky, 2/11/2020
Shot less than 15 percent from 3 – .100 (2-20), at Florida, 2/11/2023

Held to one 3 - Southeastern Louisiana, 12/30/2022 (W, 12/30/2022)
Held without a 3 – Nebraska, 11/18/2010 (W, 59-49)

Shot 90 percent or better from free throw line – 100.0, Austin Peay, 12/18/2021 (W, 77-51); 7-7
Shot less than 50 percent from free throw line – .467, Minnesota, 12/3/2016 (L, 52-56)

Attempted zero free throws – TCU, 1/27/2018
Attempted five or fewer free throws – vs. Kentucky (2), 1/24/2023
Attempted 35 free throws – at Texas A&M (36), 1/28/2023
Attempted 40 free throws – Mississippi State (42), 2/12/2007
Attempted 45 or more free throws – South Carolina (49), 1/28/2009

Made 0 free throws – TCU, 1/27/2018
Made 30 free throws – South Carolina (32), 1/28/2009

Made 15 3s – 16, Savannah State, 11/27/2018
Attempted 30 or more 3s – vs Alabama (34), 3/10/2022

Had 20 or more turnovers – South Carolina (22), 1/8/2022

LAST TIME OUT

Official Basketball Box Score - Final
Michigan at Vanderbilt
03/18/23 Memorial Gymnasium, Nashville
2022-23 Men's Basketball

Game Time: 11:00 AM
Game Duration: 2:05
Attendance: 8,337

Officials: Jason Baker, Jerry Heater, Bharat Ramnanan

Michigan - 65 **Record: 18-16**

NO.	Name		Min	FG M-A	3P M-A	FT M-A	Rebounds OR	DR	TOT	Fouls PF	FD	TP	AS	TO	ST	Blocks BS	BA	+/-
5	Terrance Williams II	F	38:42	2-6	0-0	2-2	3	2	5	1	3	6	1	3	1	0	1	1
15	Joey Baker	F	29:49	3-10	0-3	5-5	0	2	2	3	3	11	0	1	1	0	1	-12
24	Youssef Khayat	F	17:24	1-2	1-2	0-0	0	3	3	1	1	3	1	0	0	0	0	-2
1	Hunter Dickinson	C	34:25	9-16	0-2	3-3	1	10	11	1	4	21	1	3	0	1	0	-6
0	Dug McDaniel	G	38:54	7-14	2-4	3-3	1	4	5	1	4	19	3	4	0	0	0	1
25	Jace Howard		15:37	0-2	0-1	0-0	0	1	1	2	1	0	0	1	1	0	0	8
32	Tarris Reed Jr.		14:22	1-3	0-0	3-6	4	2	6	4	3	5	0	1	0	1	0	-1
42	Will Tschetter		10:47	0-0	0-0	0-0	0	3	3	2	1	0	0	0	0	0	0	6
	Team						1	2	3			0		2				
	Totals			23-53	3-12	16-19	10	29	39	15	20	65	6	15	3	2	2	-1

Technical Fouls::NONE

Shooting By Period			
1st	FG%	12-31	38.7%
	3PT%	3-9	33.3%
	FT%	3-5	60%
2nd	FG%	11-22	50.0%
	3PT%	0-3	0.0%
	FT%	13-14	92.9%
GM	FG%	23-53	43.4%
	3PT%	3-12	25.0%
	FT%	16-19	84.2%

Dead Ball Rebounds: 4, 0

Vanderbilt - 66 **Record: 22-14**

NO.	Name		Min	FG M-A	3P M-A	FT M-A	Rebounds OR	DR	TOT	Fouls PF	FD	TP	AS	TO	ST	Blocks BS	BA	+/-
1	Colin Smith	F	26:11	4-9	3-7	0-0	0	1	1	0	0	11	1	0	0	0	0	-3
42	Quentin Millora-Brown	F	29:34	1-3	0-0	0-0	2	3	5	4	4	2	0	2	0	0	0	7
0	Tyrin Lawrence	G	33:50	10-17	0-2	4-4	1	8	9	3	4	24	1	2	1	0	0	17
4	Jordan Wright	G	34:42	2-11	0-6	2-4	0	3	3	2	3	6	4	2	3	1	1	3
5	Ezra Manjon	G	35:40	6-10	1-1	4-4	0	2	2	2	4	17	3	0	2	0	1	10
34	Lee Dort		05:40	0-0	0-0	0-0	0	0	0	1	0	0	0	0	0	0	0	-5
3	Paul Lewis		04:20	1-2	1-1	0-0	0	0	0	1	0	3	0	1	0	0	0	-9
12	Trey Thomas		20:23	1-5	1-5	0-0	0	1	1	1	0	3	0	0	0	0	0	-10
20	Emmanuel Ansong		08:05	0-0	0-0	0-0	0	1	1	3	0	0	0	0	0	1	0	-1
23	Malik Dia		01:35	0-1	0-1	0-0	0	0	0	3	0	0	0	0	0	0	0	-4
	Team						1	0	1			0		0				
	Totals			25-58	6-23	10-12	4	19	23	20	15	66	9	7	6	2	2	1

Technical Fouls::NONE

Shooting By Period			
1st	FG%	11-30	36.7%
	3PT%	4-13	30.8%
	FT%	3-3	100%
2nd	FG%	14-28	50.0%
	3PT%	2-10	20.0%
	FT%	7-9	77.8%
GM	FG%	25-58	43.1%
	3PT%	6-23	26.1%
	FT%	10-12	83.3%

Dead Ball Rebounds: 2, 0

	U-M	VAN
Biggest lead	10 (2nd 10:52)	12 (1st 12:53)
Best Scoring Run	9(1st 10:35)	17(1st 12:53)
Lead Changes	11	
Times Tied	7	
Time with Lead	24:12	10:00

Points from	U-M	VAN
Turnovers	11	18
Paint	22	34
Second Chance	10	0
Fast Breaks	2	9
Bench	5	6

Period by Period Scoring	1st	2nd	TOT
U-M	30	35	65
VAN	29	37	66

TYRIN LAWRENCE

0 Junior // Guard
6'4" // 200
Monticello, Ga.
Sunrise Christian Acad. (Kan.)
TY-rin

				Field Goals		3-Point		F-Throws		Rebounds									Scoring	
SEASON	TEAM	GP-GS	MIN/AVG	FG-FGA	FG%	3FG-3FGA	3FG%	FT-FTA	FT%	OFF	DEF	TOT	AVG	PF-FO	A	TO	BLK	STL	PTS	AVG
2020-21	Vandy	7-5	90/12.8	9-18	.500	0-6	.000	2-3	.667	6	10	16	2.3	5-0	9	5	0	4	20	2.9
2021-22	Vandy	34-13	515/15.1	48-117	.410	10-49	.204	24-35	.686	11	64	75	2.2	39-0	24	33	4	20	130	3.8
2022-23	Vandy	35-33	1011/28.9	162-320	.506	34-95	.358	104-139	.748	19	132	151	4.3	57-0	60	61	5	33	462	13.2
TOTAL		**76-51**	**1615/21.3**	**219-455**	**.481**	**44-150**	**.293**	**130-177**	**.734**	**36**	**206**	**242**	**3.2**	**101-0**	**93**	**99**	**9**	**57**	**612**	**8.1**

Single Game Highs

Statistic	Value	
Points	25	vs Yale 03/14/23
Rebounds	10	vs Ole Miss 02/04/23
Assists	4	vs Mississippi Val. 12/13/20
Steals	3	vs VCU 11/17/21, vs Mississippi Val. 11/29/21
Blocks	2	vs LSU 03/09/23
FG Made	10	vs Michigan 03/18/23
FG Attempts	17	vs Michigan 03/18/23
3FG Made	3	vs Tennessee 02/08/23, vs Yale 03/14/23
3FG Attempts	6	vs Alabama 01/17/23, at South Carolina 02/14/23, vs Fresno St. 11/24/22
FT Made	11	vs Alabama 01/17/23
FT Attempts	12	vs Alabama 01/17/23

TOP GAMES OF 2022-23

25 pts, 7 rebs
vs. Yale (3/14/23)

24 pts, 9 rebs
vs. Michigan (3/18/23)

22 pts, 5 rebs
vs. LSU (3/9/23)

21 pts, 7 rebs
at No. 23 Kentucky (3/1/23)

19 pts + GW three at buzzer
vs. No. 6/5 Tennessee (2/8/23)

18 pts
vs. Kentucky (3/10/23)

18 pts
vs. Texas A&M (3/11/23)

18 pts, 10 rebs
vs. Ole Miss (2/4/23)

22 pts, 5 rebs
vs. No. 15 Arkansas (1/14/23)

20 pts, 5 rebs, 3 ast
vs. No. 4 Alabama (1/17/23)

19 pts
at LSU (2/22/23)

19 pts, 3 asts
vs. Fresno State (11/18/22)

				Total		3-Pointers		Free throws		Rebounds										
Opponent	Date	GS	MIN	FG-FGA	PCT	3FG-3FGA	PCT	FT-FTA	PCT	OFF	DEF	TOT	AVG	PF	A	TO	BLK	STL	PTS	AVG
Memphis	11/07/2022	*	23:34	4-7	.571	2-3	.667	4-6	.667	2	2	4	4.0	2	2	4	1	1	14	14.0
Southern Miss.	11/11/2022		11:32	0-2	.000	0-2	.000	0-0	.000	0	0	0	2.0	0	0	2	0	1	0	7.0
at Temple	11/15/2022	*	28:20	2-3	.667	0-0	.000	1-2	.500	0	4	4	2.7	2	2	1	0	1	5	6.3
Morehead St.	11/18/2022	*	27:37	8-11	.727	1-3	.333	0-1	.000	1	4	5	3.3	2	1	2	0	1	17	9.0
vs Saint Mary's (CA)	11/23/2022	*	33:06	4-10	.400	0-1	.000	5-8	.625	0	3	3	3.2	3	2	2	0	0	13	9.8
vs Fresno St.	11/24/2022	*	34:58	6-12	.500	2-6	.333	5-6	.833	1	2	3	3.2	2	3	0	0	1	19	11.3
at VCU	11/30/2022	*	27:39	1-6	.167	0-2	.000	3-4	.750	1	3	4	3.3	4	1	3	0	1	5	10.4
Wofford	12/03/2022	*	29:09	6-10	.600	1-2	.500	0-2	.000	0	3	3	3.3	0	1	2	0	2	13	10.8
Pittsburgh	12/07/2022	*	25:55	3-10	.300	1-5	.200	2-2	1.000	0	4	4	3.3	3	2	3	0	2	9	10.6
Grambling	12/09/2022	*	33:52	3-5	.600	1-2	.500	8-9	.889	0	5	5	3.5	0	1	2	0	1	15	11.0
vs NC State	12/17/2022		29:16	5-8	.625	0-1	.000	2-3	.667	1	3	4	3.5	0	3	4	0	2	12	11.1
Alabama A&M	12/22/2022	*	17:01	2-5	.400	0-2	.000	2-2	1.000	0	2	2	3.4	1	2	1	0	0	6	10.7
Southeastern La.	12/30/2022	*	15:03	3-4	.750	1-2	.500	0-0	.000	0	2	2	3.3	1	3	1	0	0	7	10.4
South Carolina	01/03/2023	*	33:04	3-11	.273	1-3	.333	3-7	.429	0	3	3	3.3	1	0	0	0	0	10	10.4
at Missouri	01/07/2023	*	13:37	2-2	1.000	0-0	.000	0-0	.000	1	3	4	3.3	3	3	4	0	0	4	9.9
at Tennessee	01/10/2023	*	20:57	2-6	.333	0-2	.000	1-1	1.000	0	2	2	3.3	0	1	0	0	1	5	9.6
Arkansas	01/14/2023	*	30:32	7-14	.500	2-2	1.000	6-8	.750	2	3	5	3.4	1	2	1	0	1	22	10.4
Alabama	01/17/2023	*	30:53	4-16	.250	1-6	.167	11-12	.917	1	4	5	3.4	1	3	0	0	2	20	10.9
at Georgia	01/21/2023	*	31:30	4-11	.364	0-3	.000	7-11	.636	0	4	4	3.5	0	2	0	0	2	15	11.1
Kentucky	01/24/2023	*	25:30	4-10	.400	0-2	.000	4-4	1.000	1	3	4	3.5	0	0	0	0	0	12	11.2
at Texas A&M	01/28/2023	*	19:54	0-2	.000	0-2	.000	2-2	1.000	1	3	4	3.5	4	3	2	1	1	2	10.7
Ole Miss	02/04/2023	*	37:14	7-10	.700	1-1	1.000	3-4	.750	1	9	10	3.8	1	3	2	0	0	18	11.0
Tennessee	02/08/2023	*	33:56	8-12	.667	3-4	.750	0-0	.000	1	3	4	3.8	3	1	1	0	1	19	11.4
at Florida	02/11/2023	*	29:42	2-6	.333	0-2	.000	0-0	.000	0	4	4	3.8	0	2	1	0	0	4	11.1
at South Carolina	02/14/2023	*	30:29	4-11	.364	1-6	.167	2-3	.667	1	6	7	4.0	1	2	0	0	1	11	11.1
Auburn	02/18/2023	*	31:55	4-11	.364	0-1	.000	1-2	.500	1	5	6	4.0	1	3	1	1	1	9	11.0
at LSU	02/22/2023	*	31:45	8-12	.667	2-3	.667	1-1	1.000	0	2	2	4.0	2	2	2	0	1	19	11.3
Florida	02/25/2023	*	31:38	3-6	.500	2-2	1.000	5-6	.833	0	7	7	4.1	3	0	1	0	0	13	11.4
at Kentucky	03/01/2023	*	32:38	9-14	.643	2-3	.667	1-2	.500	1	6	7	4.2	1	2	3	0	1	21	11.7
Mississippi St.	03/04/2023	*	33:06	6-12	.500	2-5	.400	2-4	.500	1	3	4	4.2	3	2	2	0	2	16	11.8
vs LSU	03/09/2023	*	36:27	6-7	.857	1-1	1.000	9-11	.818	0	5	5	4.2	2	2	2	2	0	22	12.2
vs Kentucky	03/10/2023	*	36:33	7-12	.583	2-5	.400	2-2	1.000	0	4	4	4.2	2	2	2	0	2	18	12.3
vs Texas A&M	03/11/2023	*	32:50	8-13	.615	2-4	.500	0-1	.000	0	1	1	4.1	2	0	5	0	2	18	12.5
Yale	03/14/2023	*	35:43	7-12	.583	3-5	.600	8-9	.889	0	7	7	4.2	3	1	3	0	1	25	12.9
Michigan	03/18/2023	*	33:50	10-17	.588	0-2	.000	4-4	1.000	1	8	9	4.3	3	1	2	0	1	24	13.2
Totals		**33**	**1010:44**	**162-320**	**.506**	**34-95**	**.358**	**104-139**	**.748**	**19**	**132**	**151**	**4.3**	**57**	**60**	**61**	**5**	**33**	**462**	**13.2**

Player Averages

Games Played	Minutes/ game	Points/ game	FG Pct	3FG Pct	FT Pct	Rebounds/ game	Assists/ game	Turnovers/ game	Assist/Turnover ratio	Steals/ game	Blocks/ game
35	28.9	13.2	50.6	35.8	74.8	4.3	1.7	1.7	1.0	0.9	0.1

COLIN SMITH

1

Freshman // Forward
6'8" // 215
Dallas, Texas
Compass Prep (Ariz.)

TOP GAMES OF 2022-23

15 pts, 3 rebs
vs. Texas A&M (3/11/23)

11 pts, 3 rebs
vs. Florida (2/25/23)

11 pts
vs. Michigan (3/18/23)

9 pts, 10 rebs
vs. Southern Miss (11/11/22)

13 pts, 8 rebs
vs. Grambling State (12/9/22)

7 pts (3 FT with 2:04 left)
vs. No. 6/5 Tennessee (2/8/23)

7 pts
vs. LSU (3/9/23)

				Field Goals		3-Point		F-Throws		Rebounds									Scoring	
SEASON	TEAM	GP-GS	MIN/AVG	FG-FGA	FG%	3FG-3FGA	3FG%	FT-FTA	FT%	OFF	DEF	TOT	AVG	PF-FO	A	TO	BLK	STL	PTS	AVG
2022-23	Vandy	35-15	581/16.6	53-131	.405	35-90	.389	29-41	.707	29	56	85	2.4	40-0	19	14	3	5	170	4.9
TOTAL		**35-15**	**581/16.6**	**53-131**	**.405**	**35-90**	**.389**	**29-41**	**.707**	**29**	**56**	**85**	**2.4**	**40-0**	**19**	**14**	**3**	**5**	**170**	**4.9**

Single Game Highs

Statistic	Value	
Points	15	vs Texas A&M 03/11/23
Rebounds	10	vs Southern Miss. 11/11/22
Assists	2	vs South Carolina 01/03/23, at Tennessee 01/10/23
Steals	2	vs South Carolina 01/03/23
Blocks	1	vs Grambling 12/09/22, vs Florida 02/25/23, vs Yale 03/14/23
FG Made	5	vs Texas A&M 03/11/23
FG Attempts	9	vs Southern Miss. 11/11/22, vs Michigan 03/18/23
3FG Made	5	vs Texas A&M 03/11/23
3FG Attempts	7	vs Michigan 03/18/23
FT Made	4	vs Tennessee 02/08/23, vs Kentucky 03/10/23
FT Attempts	5	vs Tennessee 02/08/23

				Total		3-Pointers		Free throws		Rebounds										
Opponent	Date	GS	MIN	FG-FGA	PCT	3FG-3FGA	PCT	FT-FTA	PCT	OFF	DEF	TOT	AVG	PF	A	TO	BLK	STL	PTS	AVG
Memphis	11/07/2022		12:14	1-3	.333	1-3	.333	0-0	.000	1	3	4	4.0	0	1	1	0	0	3	3.0
Southern Miss.	11/11/2022	*	26:41	4-9	.444	1-4	.250	0-3	.000	4	6	10	7.0	1	1	0	0	1	9	6.0
Morehead St.	11/18/2022		12:54	0-2	.000	0-0	.000	2-3	.667	0	3	3	5.7	1	1	0	0	0	2	4.7
vs Saint Mary's (CA)	11/23/2022		16:41	0-1	.000	0-1	.000	0-0	.000	0	0	0	4.3	2	1	1	0	0	0	3.5
vs Fresno St.	11/24/2022		19:28	1-3	.333	1-2	.500	1-2	.500	1	2	3	4.0	0	1	0	0	0	4	3.6
at VCU	11/30/2022		10:55	0-3	.000	0-2	.000	3-4	.750	1	0	1	3.5	0	1	0	0	0	3	3.5
Wofford	12/03/2022		22:49	2-3	.667	2-3	.667	0-0	.000	1	0	1	3.1	1	1	1	0	0	6	3.9
Pittsburgh	12/07/2022		03:44	0-2	.000	0-2	.000	0-0	.000	0	0	0	2.8	0	0	0	0	0	0	3.4
Grambling	12/09/2022		23:51	4-8	.500	2-5	.400	3-4	.750	1	7	8	3.3	1	1	3	1	0	13	4.4
vs NC State	12/17/2022		17:27	1-3	.333	0-2	.000	2-2	1.000	1	2	3	3.3	2	1	0	0	0	4	4.4
Alabama A&M	12/22/2022	*	13:43	2-4	.500	1-3	.333	2-4	.500	3	1	4	3.4	0	0	2	0	0	7	4.6
Southeastern La.	12/30/2022	*	15:09	2-4	.500	2-3	.667	2-2	1.000	0	2	2	3.3	0	1	0	0	0	8	4.9
South Carolina	01/03/2023	*	15:56	1-6	.167	1-5	.200	0-0	.000	3	1	4	3.3	1	2	0	0	2	3	4.8
at Missouri	01/07/2023	*	23:32	2-7	.286	2-4	.500	0-0	.000	1	5	6	3.5	1	1	1	0	0	6	4.9
at Tennessee	01/10/2023	*	15:60	0-3	.000	0-3	.000	0-0	.000	1	1	2	3.4	0	2	0	0	0	0	4.5
Arkansas	01/14/2023	*	16:58	2-3	.667	2-2	1.000	0-1	.000	1	0	1	3.3	1	0	1	0	0	6	4.6
Alabama	01/17/2023	*	09:41	0-2	.000	0-1	.000	0-0	.000	1	2	3	3.2	1	0	0	0	0	0	4.4
at Georgia	01/21/2023		04:04	0-0	.000	0-0	.000	0-0	.000	0	0	0	3.1	0	0	0	0	0	0	4.1
Kentucky	01/24/2023		08:46	0-0	.000	0-0	.000	2-2	1.000	0	0	0	2.9	2	1	0	0	0	2	4.0
at Texas A&M	01/28/2023	*	04:14	0-0	.000	0-0	.000	0-0	.000	0	0	0	2.8	1	0	1	0	0	0	3.8
at Alabama	01/31/2023		12:10	0-2	.000	0-1	.000	0-0	.000	2	0	2	2.7	0	1	1	0	0	0	3.6
Ole Miss	02/04/2023		18:45	3-3	1.000	1-1	1.000	0-0	.000	1	1	2	2.7	1	0	0	0	0	7	3.8
Tennessee	02/08/2023		17:14	1-3	.333	1-2	.500	4-5	.800	0	0	0	2.6	1	0	0	0	0	7	3.9
at Florida	02/11/2023		12:49	2-4	.500	2-3	.667	0-0	.000	0	0	0	2.5	2	0	0	0	0	6	4.0
at South Carolina	02/14/2023		14:42	0-2	.000	0-2	.000	0-0	.000	3	0	3	2.5	1	0	1	0	0	0	3.8
Auburn	02/18/2023		16:08	1-1	1.000	0-0	.000	0-0	.000	1	1	2	2.5	0	0	0	0	0	2	3.8
at LSU	02/22/2023		16:04	4-7	.571	3-5	.600	0-0	.000	0	3	3	2.5	1	0	0	0	0	11	4.0
Florida	02/25/2023	*	30:12	4-8	.500	1-5	.200	2-3	.667	1	2	3	2.5	3	1	0	1	1	11	4.3
at Kentucky	03/01/2023	*	18:48	1-4	.250	1-3	.333	0-0	.000	1	2	3	2.5	2	0	0	0	0	3	4.2
Mississippi St.	03/04/2023		08:56	1-3	.333	1-3	.333	0-0	.000	0	1	1	2.5	2	0	0	0	0	3	4.2
vs LSU	03/09/2023		15:23	3-6	.500	1-3	.333	0-0	.000	0	0	0	2.4	4	0	0	0	0	7	4.3
vs Kentucky	03/10/2023	*	21:56	0-1	.000	0-0	.000	4-4	1.000	0	4	4	2.4	3	0	0	0	1	4	4.3
vs Texas A&M	03/11/2023	*	26:46	5-6	.833	5-6	.833	0-0	.000	0	3	3	2.5	2	0	0	0	0	15	4.6
Yale	03/14/2023	*	30:35	2-6	.333	1-4	.250	2-2	1.000	0	3	3	2.5	3	0	1	1	0	7	4.7
Michigan	03/18/2023	*	26:11	4-9	.444	3-7	.429	0-0	.000	0	1	1	2.4	0	1	0	0	0	11	4.9
Totals		**15**	**581:26**	**53-131**	**.405**	**35-90**	**.389**	**29-41**	**.707**	**29**	**56**	**85**	**2.4**	**40**	**19**	**14**	**3**	**5**	**170**	**4.9**

Player Averages

Games Played	Minutes/ game	Points/ game	FG Pct	3FG Pct	FT Pct	Rebounds/ game	Assists/ game	Turnovers/ game	Assist/Turnover ratio	Steals/ game	Blocks/ game
35	16.6	4.9	40.5	38.9	70.7	2.4	0.5	0.4	1.4	0.1	0.1

NOAH SHELBY

2

Freshman // Guard
6'3" // 180
McKinney, Texas
Greenhill School

TOP GAMES OF 2022-23

12 pts, 4-of-8 on 3s
vs. SE Louisiana (12/30/22)

12 pts, 3-of-7 on 3s
at No. 5 Tennessee (1/10/23)

				Field Goals		3-Point		F-Throws		Rebounds									Scoring	
SEASON	TEAM	GP-GS	MIN/AVG	FG-FGA	FG%	3FG-3FGA	3FG%	FT-FTA	FT%	OFF	DEF	TOT	AVG	PF-FO	A	TO	BLK	STL	PTS	AVG
2022-23	Vandy	14-0	126/9.0	16-51	.314	14-45	.311	6-9	.667	1	6	7	0.5	9-0	3	1	0	1	52	3.7
TOTAL		**14-0**	**126/9.0**	**16-51**	**.314**	**14-45**	**.311**	**6-9**	**.667**	**1**	**6**	**7**	**0.5**	**9-0**	**3**	**1**	**0**	**1**	**52**	**3.7**

Single Game Highs

Statistic	Value	
Points	12	vs Southeastern La. 12/30/22, at Tennessee 01/10/23
Rebounds	2	vs Morehead St. 11/18/22, vs Alabama 01/17/23
Assists	3	vs Southeastern La. 12/30/22
Steals	1	at Missouri 01/07/23
FG Made	4	vs Southeastern La. 12/30/22
FG Attempts	8	vs Southeastern La. 12/30/22, at Missouri 01/07/23
3FG Made	4	vs Southeastern La. 12/30/22
3FG Attempts	8	vs Southeastern La. 12/30/22
FT Made	3	at Tennessee 01/10/23
FT Attempts	4	vs Morehead St. 11/18/22

				Total		3-Pointers		Free throws		Rebounds										
Opponent	Date	GS	MIN	FG-FGA	PCT	3FG-3FGA	PCT	FT-FTA	PCT	OFF	DEF	TOT	AVG	PF	A	TO	BLK	STL	PTS	AVG
Southern Miss.	11/11/2022		05:50	0-3	.000	0-3	.000	0-0	.000	0	0	0	0.0	0	0	0	0	0	0	0.0
Morehead St.	11/18/2022		11:54	2-6	.333	2-6	.333	2-4	.500	0	2	2	1.0	2	0	0	0	0	8	4.0
at VCU	11/30/2022		02:13	0-0	.000	0-0	.000	0-0	.000	0	0	0	0.7	1	0	0	0	0	0	2.7
Alabama A&M	12/22/2022		11:02	1-5	.200	1-5	.200	0-0	.000	0	1	1	0.8	1	0	0	0	0	3	2.8
Southeastern La.	12/30/2022		12:59	4-8	.500	4-8	.500	0-0	.000	0	0	0	0.6	1	3	0	0	0	12	4.6
South Carolina	01/03/2023		08:12	1-1	1.000	1-1	1.000	0-0	.000	0	0	0	0.5	0	0	0	0	0	3	4.3
at Missouri	01/07/2023		13:40	2-8	.250	2-7	.286	0-0	.000	0	0	0	0.4	0	0	0	0	1	6	4.6
at Tennessee	01/10/2023		15:04	3-7	.429	3-7	.429	3-3	1.000	0	1	1	0.5	1	0	0	0	0	12	5.5
Arkansas	01/14/2023		13:38	1-3	.333	0-2	.000	0-0	.000	0	0	0	0.4	1	0	0	0	0	2	5.1
Alabama	01/17/2023		12:53	0-5	.000	0-4	.000	1-2	.500	1	1	2	0.6	0	0	0	0	0	1	4.7
Kentucky	01/24/2023		06:07	0-0	.000	0-0	.000	0-0	.000	0	1	1	0.6	0	0	0	0	0	0	4.3
at Alabama	01/31/2023		05:00	0-1	.000	0-0	.000	0-0	.000	0	0	0	0.6	1	0	0	0	0	0	3.9
at Florida	02/11/2023		04:59	1-2	.500	1-2	.500	0-0	.000	0	0	0	0.5	0	0	0	0	0	3	3.8
at South Carolina	02/14/2023		02:29	1-2	.500	0-0	.000	0-0	.000	0	0	0	0.5	1	0	1	0	0	2	3.7
Totals		**0**	**125:60**	**16-51**	**.314**	**14-45**	**.311**	**6-9**	**.667**	**1**	**6**	**7**	**0.5**	**9**	**3**	**1**	**0**	**1**	**52**	**3.7**

Player Averages

Games Played	Minutes/ game	Points/ game	FG Pct	3FG Pct	FT Pct	Rebounds/ game	Assists/ game	Turnovers/ game	Assist/Turnover ratio	Steals/ game	Blocks/ game
14	9.0	3.7	31.4	31.1	66.7	0.5	0.2	0.1	3.0	0.1	0.0

PAUL LEWIS

3 Freshman // Guard
6'2" // 170
Woodbridge, Va.
Bishop O'Connell

TOP GAMES OF 2022-23

8 pts, 3 asts
vs. Kentucky (3/10/23)

11 pts, 2 reb
vs. LSU (3/9/23)

10 pts
at No. 4 Alabama (1/31/23)

7 pts, 2 rebs
vs. Kentucky (1/24/23)

				Field Goals		3-Point		F-Throws		Rebounds									Scoring	
SEASON	TEAM	GP-GS	MIN/AVG	FG-FGA	FG%	3FG-3FGA	3FG%	FT-FTA	FT%	OFF	DEF	TOT	AVG	PF-FO	A	TO	BLK	STL	PTS	AVG
2022-23	Vandy	24-5	241/10.1	25-56	.446	14-34	.412	6-9	.667	6	16	22	0.9	12-0	21	14	0	9	70	2.9
TOTAL		**24-5**	**241/10.1**	**25-56**	**.446**	**14-34**	**.412**	**6-9**	**.667**	**6**	**16**	**22**	**0.9**	**12-0**	**21**	**14**	**0**	**9**	**70**	**2.9**

Single Game Highs

Statistic	Value	
Points	11	vs LSU 03/09/23
Rebounds	3	at Temple 11/15/22
Assists	3	at Temple 11/15/22, vs Kentucky 03/10/23
Steals	2	at Alabama 01/31/23
FG Made	4	at Alabama 01/31/23, vs LSU 03/09/23
FG Attempts	8	at Alabama 01/31/23
3FG Made	2	4 times
3FG Attempts	5	at Alabama 01/31/23
FT Made	4	vs Southeastern La. 12/30/22
FT Attempts	4	vs Southeastern La. 12/30/22

				Total		3-Pointers		Free throws		Rebounds										
Opponent	Date	GS	MIN	FG-FGA	PCT	3FG-3FGA	PCT	FT-FTA	PCT	OFF	DEF	TOT	AVG	PF	A	TO	BLK	STL	PTS	AVG
Memphis	11/07/2022		06:51	0-1	.000	0-1	.000	0-0	.000	0	1	1	1.0	0	1	0	0	0	0	0.0
Southern Miss.	11/11/2022	*	09:09	0-1	.000	0-0	.000	0-0	.000	0	0	0	0.5	0	0	0	0	0	0	0.0
at Temple	11/15/2022		14:25	1-2	.500	1-1	1.000	0-0	.000	0	3	3	1.3	1	3	1	0	0	3	1.0
vs NC State	12/17/2022		04:33	0-2	.000	0-1	.000	0-0	.000	1	1	2	1.5	1	0	0	0	0	0	0.8
Southeastern La.	12/30/2022		12:51	1-3	.333	0-2	.000	4-4	1.000	1	1	2	1.6	0	0	1	0	1	6	1.8
at Missouri	01/07/2023		03:05	0-0	.000	0-0	.000	0-0	.000	0	0	0	1.3	0	0	1	0	0	0	1.5
at Georgia	01/21/2023	*	12:57	2-4	.500	2-3	.667	0-0	.000	0	1	1	1.3	2	0	0	0	0	6	2.1
Kentucky	01/24/2023	*	22:18	3-4	.750	1-2	.500	0-1	.000	0	2	2	1.4	0	1	2	0	1	7	2.8
at Texas A&M	01/28/2023	*	04:14	0-1	.000	0-0	.000	0-0	.000	0	0	0	1.2	0	0	1	0	1	0	2.4
at Alabama	01/31/2023	*	24:40	4-8	.500	2-5	.400	0-0	.000	1	0	1	1.2	0	1	2	0	2	10	3.2
Ole Miss	02/04/2023		07:09	0-1	.000	0-0	.000	0-0	.000	0	0	0	1.1	0	0	0	0	0	0	2.9
Tennessee	02/08/2023		07:03	0-0	.000	0-0	.000	1-2	.500	0	0	0	1.0	0	1	0	0	0	1	2.8
at Florida	02/11/2023		04:10	0-2	.000	0-1	.000	0-0	.000	0	1	1	1.0	1	2	0	0	0	0	2.5
at South Carolina	02/14/2023		10:25	1-3	.333	1-2	.500	0-0	.000	0	1	1	1.0	0	1	0	0	1	3	2.6
Auburn	02/18/2023		02:57	0-0	.000	0-0	.000	0-0	.000	0	1	1	1.0	1	0	1	0	0	0	2.4
at LSU	02/22/2023		06:34	0-1	.000	0-1	.000	0-0	.000	0	1	1	1.0	0	1	0	0	0	0	2.3
Florida	02/25/2023		09:14	2-3	.667	1-2	.500	0-0	.000	1	0	1	1.0	1	2	0	0	0	5	2.4
at Kentucky	03/01/2023		12:23	1-4	.250	0-3	.000	0-0	.000	0	1	1	1.0	1	1	0	0	0	2	2.4
Mississippi St.	03/04/2023		07:24	1-1	1.000	1-1	1.000	0-0	.000	0	0	0	0.9	0	0	0	0	0	3	2.4
vs LSU	03/09/2023		10:32	4-5	.800	2-3	.667	1-2	.500	1	1	2	1.0	1	1	2	0	1	11	2.9
vs Kentucky	03/10/2023		17:50	3-5	.600	2-4	.500	0-0	.000	1	1	2	1.0	1	3	1	0	1	8	3.1
vs Texas A&M	03/11/2023		14:32	0-1	.000	0-0	.000	0-0	.000	0	0	0	1.0	1	1	0	0	0	0	3.0
Yale	03/14/2023		11:41	1-2	.500	0-1	.000	0-0	.000	0	0	0	1.0	0	2	1	0	1	2	2.9
Michigan	03/18/2023		04:20	1-2	.500	1-1	1.000	0-0	.000	0	0	0	0.9	1	0	1	0	0	3	2.9
Totals		**5**	**241:17**	**25-56**	**.446**	**14-34**	**.412**	**6-9**	**.667**	**6**	**16**	**22**	**0.9**	**12**	**21**	**14**	**0**	**9**	**70**	**2.9**

Player Averages

Games Played	Minutes/ game	Points/ game	FG Pct	3FG Pct	FT Pct	Rebounds/ game	Assists/ game	Turnovers/ game	Assist/Turnover ratio	Steals/ game	Blocks/ game
24	10.1	2.9	44.6	41.2	66.7	0.9	0.9	0.6	1.5	0.4	0.0



JORDAN WRIGHT

4 Senior // G/F
6'6" // 220
Baton Rouge, La.
Dunham School

TOP GAMES OF 2022-23

23 pts, 4 rebs, 4 made 3s
Game winner with 2.6 sec
at No. 23 Kentucky (3/1/23)

18 pts, 6 rebs
vs. Kentucky (3/10/23)

17 pts, 7 rebs, 6 asts
vs. Texas A&M (3/11/23)

15 pts, 15 rebs
vs. LSU (3/9/23)

22 pts, 4 rebs
vs. Saint Mary's (11/23/22)

17 pts
vs. No. 15 Arkansas (1/14/23)

19 pts, 6 rebs
vs. Mississippi State (3/4/23)

18 pts, 7 ast, 6 rebs
at Temple (11/15/22)

12 pts, 3 rebs
vs. No. 6/5 Tennessee (2/8/23)

10 pts, 10 rebs
at Florida (2/11/23)

				Field Goals		3-Point		F-Throws		Rebounds									Scoring	
SEASON	TEAM	GP-GS	MIN/AVG	FG-FGA	FG%	3FG-3FGA	3FG%	FT-FTA	FT%	OFF	DEF	TOT	AVG	PF-FO	A	TO	BLK	STL	PTS	AVG
2019-20	Vandy	31-6	512/16.5	59-156	.378	8-53	.151	51-67	.761	29	57	86	2.8	61-0	14	39	8	24	177	5.7
2020-21	Vandy	23-15	564/24.5	77-158	.487	16-37	.432	31-48	.646	32	72	104	4.5	54-1	48	51	8	26	201	8.7
2021-22	Vandy	36-36	1099/30.5	152-359	.423	46-131	.351	93-116	.802	53	176	229	6.4	92-3	64	85	10	50	443	12.3
2022-23	Vandy	33-16	806/24.4	122-306	.399	37-120	.308	65-86	.756	37	128	165	5.0	70-0	70	60	8	37	346	10.5
TOTAL		**123-73**	**2982/24.2**	**410-979**	**.419**	**107-341**	**.314**	**240-317**	**.757**	**151**	**433**	**584**	**4.7**	**277-4**	**196**	**235**	**34**	**137**	**1167**	**9.5**

Single Game Highs

Statistic	Value	
Points	28	vs Winthrop 11/20/21
Rebounds	15	vs LSU 03/09/23
Assists	7	at Temple 11/15/22
Steals	6	vs Texas A&M 02/19/22
Blocks	3	vs Texas A&M 02/19/22
FG Made	10	vs Winthrop 11/20/21, vs Kentucky 03/11/22, vs Belmont 03/15/22
FG Attempts	18	at Temple 11/15/22
3FG Made	5	vs Winthrop 11/20/21, vs Kentucky 03/11/22
3FG Attempts	9	vs Alabama 01/17/23
FT Made	8	at South Carolina 01/25/20
FT Attempts	10	at South Carolina 01/25/20, vs LSU 03/09/23

				Total		3-Pointers		Free throws		Rebounds											
Opponent	Date	GS	MIN	FG-FGA	PCT	3FG-3FGA	PCT	FT-FTA	PCT	OFF	DEF	TOT	AVG	PF	A	TO	BLK	STL	PTS	AVG
Memphis	11/07/2022	*	25:45	2-5	.400	1-2	.500	2-4	.500	0	1	1	1.0	3	5	2	0	3	7	7.0
Southern Miss.	11/11/2022		22:59	5-13	.385	1-3	.333	1-2	.500	1	5	6	3.5	2	1	5	1	1	12	9.5
at Temple	11/15/2022	*	38:00	9-18	.500	0-3	.000	0-0	.000	2	4	6	4.3	2	7	2	0	0	18	12.3
Morehead St.	11/18/2022	*	25:18	3-8	.375	1-2	.500	1-2	.500	2	5	7	5.0	1	2	2	0	1	8	11.3
vs Saint Mary's (CA)	11/23/2022	*	33:23	8-17	.471	2-5	.400	4-4	1.000	1	3	4	4.8	2	3	2	0	0	22	13.4
vs Fresno St.	11/24/2022	*	25:34	1-7	.143	0-3	.000	0-0	.000	1	2	3	4.5	1	1	1	0	1	2	11.5
at VCU	11/30/2022	*	14:20	0-4	.000	0-2	.000	0-0	.000	0	2	2	4.1	2	0	4	0	1	0	9.9
Pittsburgh	12/07/2022		24:55	5-12	.417	1-4	.250	1-2	.500	2	3	5	4.3	2	6	0	1	0	12	10.1
vs NC State	12/17/2022	*	19:29	2-5	.400	0-2	.000	0-0	.000	1	2	3	4.1	1	0	0	0	0	4	9.4
Alabama A&M	12/22/2022		22:04	3-6	.500	2-5	.400	4-4	1.000	0	3	3	4.0	1	4	0	2	1	12	9.7
Southeastern La.	12/30/2022		17:23	3-9	.333	1-4	.250	0-0	.000	3	6	9	4.5	1	2	0	1	1	7	9.5
South Carolina	01/03/2023		29:45	4-9	.444	3-4	.750	2-4	.500	0	3	3	4.3	4	3	3	0	0	13	9.8
at Missouri	01/07/2023		23:50	6-13	.462	1-5	.200	1-1	1.000	1	5	6	4.5	3	1	1	0	0	14	10.1
at Tennessee	01/10/2023		24:00	6-10	.600	1-3	.333	0-0	.000	2	3	5	4.5	3	0	0	0	3	13	10.3
Arkansas	01/14/2023		23:15	5-9	.556	1-2	.500	6-7	.857	0	2	2	4.3	2	1	1	0	1	17	10.7
Alabama	01/17/2023		24:40	5-15	.333	3-9	.333	2-2	1.000	1	5	6	4.4	2	3	3	0	0	15	11.0
at Georgia	01/21/2023	*	33:49	4-12	.333	2-5	.400	2-3	.667	0	2	2	4.3	4	2	4	0	2	12	11.1
Kentucky	01/24/2023	*	17:30	0-7	.000	0-1	.000	2-2	1.000	2	2	4	4.3	0	0	0	0	0	2	10.6
at Texas A&M	01/28/2023	*	23:58	6-14	.429	1-5	.200	2-2	1.000	2	3	5	4.3	4	1	2	0	1	15	10.8
at Alabama	01/31/2023		10:07	0-4	.000	0-2	.000	0-0	.000	1	0	1	4.2	1	0	0	0	0	0	10.3
Tennessee	02/08/2023		26:51	5-9	.556	2-5	.400	0-0	.000	0	3	3	4.1	2	1	2	0	2	12	10.3
at Florida	02/11/2023		19:35	3-10	.300	1-3	.333	3-6	.500	1	9	10	4.4	4	1	2	0	1	10	10.3
at South Carolina	02/14/2023		19:52	0-5	.000	0-4	.000	2-2	1.000	1	7	8	4.5	2	1	2	0	2	2	10.0
Auburn	02/18/2023		21:18	3-4	.750	1-1	1.000	0-1	.000	0	7	7	4.6	1	1	4	1	1	7	9.8
at LSU	02/22/2023		19:09	1-6	.167	1-2	.500	3-4	.750	3	5	8	4.8	3	2	0	0	0	6	9.7
Florida	02/25/2023		04:40	0-0	.000	0-0	.000	0-0	.000	0	0	0	4.6	0	1	0	0	0	0	9.3
at Kentucky	03/01/2023		27:44	8-12	.667	4-4	1.000	3-4	.750	1	3	4	4.6	4	2	3	0	1	23	9.8
Mississippi St.	03/04/2023	*	32:40	5-9	.556	3-5	.600	6-6	1.000	2	4	6	4.6	2	3	2	0	1	19	10.1
vs LSU	03/09/2023	*	33:06	4-7	.571	0-2	.000	7-10	.700	3	12	15	5.0	2	0	2	1	1	15	10.3
vs Kentucky	03/10/2023	*	28:26	6-13	.462	3-7	.429	3-4	.750	1	5	6	5.0	3	1	1	0	1	18	10.6
vs Texas A&M	03/11/2023	*	31:56	6-14	.429	1-7	.143	4-4	1.000	1	6	7	5.1	3	6	4	0	5	17	10.8
Yale	03/14/2023	*	26:12	2-9	.222	0-3	.000	2-2	1.000	2	3	5	5.1	1	5	4	0	3	6	10.6
Michigan	03/18/2023	*	34:42	2-11	.182	0-6	.000	2-4	.500	0	3	3	5.0	2	4	2	1	3	6	10.5
Totals		**16**	**806:14**	**122-306**	**.399**	**37-120**	**.308**	**65-86**	**.756**	**37**	**128**	**165**	**5.0**	**70**	**70**	**60**	**8**	**37**	**346**	**10.5**

Player Averages

Games Played	Minutes/ game	Points/ game	FG Pct	3FG Pct	FT Pct	Rebounds/ game	Assists/ game	Turnovers/ game	Assist/Turnover ratio	Steals/ game	Blocks/ game
33	24.4	10.5	39.9	30.8	75.6	5.0	2.1	1.8	1.2	1.1	0.2

EZRA MANJON

5 Senior // Guard
6'0" // 170
Antioch, Calif.
UC Davis
mon-YOWN

TOP GAMES OF 2022-23

25 pts, 3 ast
vs. Kentucky (3/10/23)

16 pts, 7 ast
vs. Texas A&M (3/11/23)

24 pts, 3 rebs
vs. South Carolina (1/3/23)

18 pts
vs. Yale (3/14/23)

17 pts, 3 ast
vs. Michigan (3/18/23)

17 pts, 3 asts, 3 rebs
vs. LSU (3/9/23)

15 pts, 7 asts, 0 TO
vs. Mississippi State (3/4/23)

15 pts, 7 reb, 4 asts
vs. Florida (2/25/23)

11 pts, 8 asts
at Florida (2/11/23)

7 pts + GW layup (0.8 sec left)
vs. Auburn (2/18/23)

7 pts + asts on buzzer-beater
vs. No. 6/5 Tennessee (2/8/23)

15 pts + 6 asts
at South Carolina (2/14/23)

11 pts, 9 asts
at Temple (11/15/22)

				Field Goals		3-Point		F-Throws		Rebounds									Scoring	
SEASON	TEAM	GP-GS	MIN/AVG	FG-FGA	FG%	3FG-3FGA	3FG%	FT-FTA	FT%	OFF	DEF	TOT	AVG	PF-FO	A	TO	BLK	STL	PTS	AVG
2019-20	UCD	32-32	982/30.7	149-328	.454	17-44	.386	73-96	.760	18	83	101	3.2	65-1	130	63	4	24	388	12.1
2020-21	UCD	18-18	616/34.2	99-234	.423	9-40	.225	73-84	.869	10	35	45	2.5	36-0	59	42	3	16	280	15.6
2021-22	UCD	24-24	804/33.5	147-342	.430	8-40	.200	58-81	.716	18	68	86	3.6	47-1	81	62	8	23	360	15.0
2022-23	Vandy	36-24	1024/28.4	145-295	.492	9-32	.281	73-100	.730	23	76	99	2.8	68-1	136	51	8	33	372	10.3
TOTAL FOR Vandy		**36-24**	**1024/28.4**	**145-295**	**.492**	**9-32**	**.281**	**73-100**	**.730**	**23**	**76**	**99**	**2.8**	**68-1**	**136**	**51**	**8**	**33**	**372**	**10.3**
TOTAL		**110-98**	**3426/31.1**	**540-1199**	**.450**	**43-156**	**.276**	**277-361**	**.767**	**69**	**262**	**331**	**3.0**	**216-3**	**406**	**218**	**23**	**96**	**1400**	**12.7**

Single Game Highs

Statistic	Value	
Points	27	at Oregon St. 12/14/21
Rebounds	8	at Utah St. 11/09/21, vs Portland 12/22/21
Assists	9	at Temple 11/15/22
Steals	4	vs Academy of Art 11/28/21, vs Pittsburgh 12/07/22
Blocks	2	vs Eastern Wash. 11/12/21, vs Auburn 02/18/23, vs Yale 03/14/23
FG Made	11	vs Cal St. Fullerton 01/22/20, at Oregon St. 12/14/21
FG Attempts	21	vs UC Santa Barbara 01/30/21, vs Portland 12/22/21, vs Long Beach St. 01/29/22
3FG Made	3	at CSUN 01/18/20, vs Eastern Wash. 11/12/21
3FG Attempts	6	vs Eastern Wash. 11/12/21
FT Made	15	vs Nicholls 11/25/20
FT Attempts	19	vs Nicholls 11/25/20

				Total		3-Pointers		Free throws		Rebounds										
Opponent	Date	GS	MIN	FG-FGA	PCT	3FG-3FGA	PCT	FT-FTA	PCT	OFF	DEF	TOT	AVG	PF	A	TO	BLK	STL	PTS	AVG
Memphis	11/07/2022	*	29:57	3-8	.375	0-1	.000	0-0	.000	0	1	1	1.0	1	3	1	0	2	6	6.0
Southern Miss.	11/11/2022		28:22	2-8	.250	0-2	.000	1-2	.500	2	4	6	3.5	4	1	1	0	1	5	5.5
at Temple	11/15/2022	*	34:07	5-8	.625	0-0	.000	1-4	.250	1	2	3	3.3	3	9	0	0	1	11	7.3
Morehead St.	11/18/2022	*	24:54	3-6	.500	0-2	.000	0-0	.000	0	4	4	3.5	1	3	1	0	0	6	7.0
vs Saint Mary's (CA)	11/23/2022	*	29:39	1-8	.125	1-2	.500	2-2	1.000	0	5	5	3.8	5	2	4	0	2	5	6.6
vs Fresno St.	11/24/2022	*	32:54	1-7	.143	0-1	.000	2-2	1.000	2	4	6	4.2	2	6	1	0	0	4	6.2
at VCU	11/30/2022	*	31:07	6-7	.857	0-0	.000	0-0	.000	0	3	3	4.0	4	4	4	0	0	12	7.0
Wofford	12/03/2022	*	33:48	5-8	.625	0-0	.000	1-1	1.000	0	1	1	3.6	2	3	2	1	2	11	7.5
Pittsburgh	12/07/2022	*	32:11	2-5	.400	0-1	.000	0-1	.000	1	3	4	3.7	1	2	1	1	4	4	7.1
Grambling	12/09/2022	*	22:17	0-2	.000	0-1	.000	0-0	.000	1	2	3	3.6	2	1	4	0	2	0	6.4
vs NC State	12/17/2022	*	26:37	5-12	.417	0-0	.000	2-2	1.000	1	1	2	3.5	2	1	1	0	1	12	6.9
Alabama A&M	12/22/2022		27:12	5-8	.625	0-1	.000	2-2	1.000	3	0	3	3.4	1	2	2	0	2	12	7.3
Southeastern La.	12/30/2022		16:31	5-7	.714	0-1	.000	0-0	.000	1	0	1	3.2	1	3	1	0	0	10	7.5
South Carolina	01/03/2023		32:21	8-13	.615	0-0	.000	8-9	.889	0	4	4	3.3	3	3	3	0	0	24	8.7
at Missouri	01/07/2023		28:26	6-10	.600	0-0	.000	0-0	.000	3	3	6	3.5	1	7	2	0	1	12	8.9
at Tennessee	01/10/2023		27:01	2-7	.286	0-0	.000	2-2	1.000	0	0	0	3.3	1	1	1	0	0	6	8.8
Arkansas	01/14/2023		11:14	1-3	.333	0-0	.000	1-2	.500	1	0	1	3.1	2	2	1	0	0	3	8.4
Alabama	01/17/2023		21:59	5-10	.500	0-1	.000	1-2	.500	0	2	2	3.1	1	0	0	0	1	11	8.6
at Georgia	01/21/2023		27:03	8-12	.667	0-1	.000	3-3	1.000	0	3	3	3.1	2	2	0	1	2	19	9.1
Kentucky	01/24/2023		17:42	3-8	.375	0-0	.000	1-1	1.000	0	1	1	3.0	1	3	0	0	1	7	9.0
at Texas A&M	01/28/2023		34:13	1-7	.143	0-0	.000	0-0	.000	1	2	3	3.0	2	8	0	0	0	2	8.7
at Alabama	01/31/2023		21:03	2-7	.286	0-1	.000	4-4	1.000	1	0	1	2.9	3	2	3	0	1	8	8.6
Ole Miss	02/04/2023	*	32:51	3-8	.375	0-2	.000	0-2	.000	0	0	0	2.7	2	7	1	0	0	6	8.5
Tennessee	02/08/2023	*	29:18	3-5	.600	0-1	.000	1-1	1.000	0	3	3	2.8	3	5	1	0	0	7	8.5
at Florida	02/11/2023	*	34:02	3-6	.500	0-1	.000	5-8	.625	0	2	2	2.7	0	8	0	0	1	11	8.6
at South Carolina	02/14/2023	*	31:11	5-9	.556	0-3	.000	5-6	.833	1	3	4	2.8	0	6	1	0	0	15	8.8
Auburn	02/18/2023	*	32:22	2-9	.222	1-1	1.000	2-4	.500	1	2	3	2.8	2	5	1	2	0	7	8.7
at LSU	02/22/2023	*	27:15	3-4	.750	0-0	.000	1-3	.333	0	3	3	2.8	4	7	1	0	1	7	8.7
Florida	02/25/2023	*	30:18	7-15	.467	1-3	.333	0-0	.000	1	6	7	2.9	1	4	0	0	0	15	8.9
at Kentucky	03/01/2023	*	22:26	2-7	.286	0-0	.000	2-2	1.000	0	2	2	2.9	4	3	1	0	1	6	8.8
Mississippi St.	03/04/2023	*	32:36	5-10	.500	0-0	.000	5-7	.714	1	0	1	2.8	0	7	0	1	2	15	9.0
vs LSU	03/09/2023	*	29:45	7-12	.583	1-1	1.000	2-5	.400	1	2	3	2.8	1	3	2	0	1	17	9.3
vs Kentucky	03/10/2023	*	29:15	8-11	.727	2-2	1.000	7-8	.875	0	1	1	2.8	0	3	6	0	1	25	9.7
vs Texas A&M	03/11/2023	*	37:58	6-11	.545	0-0	.000	4-6	.667	0	1	1	2.7	2	7	2	0	1	16	9.9
Yale	03/14/2023	*	28:19	6-7	.857	2-2	1.000	4-5	.800	0	4	4	2.8	2	0	2	2	0	18	10.1
Michigan	03/18/2023	*	35:40	6-10	.600	1-1	1.000	4-4	1.000	0	2	2	2.8	2	3	0	0	2	17	10.3
Totals		**24**	**1023:54**	**145-295**	**.492**	**9-32**	**.281**	**73-100**	**.730**	**23**	**76**	**99**	**2.8**	**68**	**136**	**51**	**8**	**33**	**372**	**10.3**

Player Averages

Games Played	Minutes/ game	Points/ game	FG Pct	3FG Pct	FT Pct	Rebounds/ game	Assists/ game	Turnovers/ game	Assist/Turnover ratio	Steals/ game	Blocks/ game
36	28.4	10.3	49.2	28.1	73.0	2.8	3.8	1.4	2.7	0.9	0.2

TREY THOMAS

12 Junior // Guard
6'0" // 160
Durham, Ontario, Can.
Crestwood Prep

TOP GAMES OF 2022-23

16 pts, 4 made 3s
at Florida (2/11/23)

13 pts, 3 made 3s
vs. No. 15 Arkansas (1/14/23)

13 pts, 3 made 3s
at Texas A&M (1/28/23)

16 pts, 6 made 3s
vs. NC State (12/17/22)

				Field Goals		3-Point		F-Throws		Rebounds									Scoring	
SEASON	TEAM	GP-GS	MIN/AVG	FG-FGA	FG%	3FG-3FGA	3FG%	FT-FTA	FT%	OFF	DEF	TOT	AVG	PF-FO	A	TO	BLK	STL	PTS	AVG
2020-21	Vandy	25-3	456/18.2	49-135	.363	39-98	.398	13-18	.722	8	30	38	1.5	51-1	22	24	0	15	150	6.0
2021-22	Vandy	32-0	582/18.2	60-170	.353	45-134	.336	21-25	.840	5	34	39	1.2	33-0	29	33	1	14	186	5.8
2022-23	Vandy	32-17	745/23.3	62-197	.315	49-162	.302	16-17	.941	14	37	51	1.6	35-0	28	26	2	12	189	5.9
TOTAL		**89-20**	**1782/20.0**	**171-502**	**.341**	**133-394**	**.338**	**50-60**	**.833**	**27**	**101**	**128**	**1.4**	**119-1**	**79**	**83**	**3**	**41**	**525**	**5.9**

Single Game Highs

Statistic	Value	
Points	17	vs Mississippi St. 01/09/21, vs Florida 03/01/22
Rebounds	5	5 times
Assists	4	vs Grambling 12/09/22
Steals	3	at LSU 03/02/21, vs Auburn 02/18/23
Blocks	1	vs Winthrop 11/20/21, vs Southern Miss. 11/11/22, vs Wofford 12/03/22
FG Made	6	vs Mississippi St. 01/09/21, vs Florida 03/01/22
FG Attempts	11	5 times
3FG Made	5	vs Mississippi St. 01/09/21, at Arkansas 01/04/22, vs Florida 03/01/22
3FG Attempts	10	vs Pittsburgh 12/07/22, at Alabama 01/31/23
FT Made	6	at Georgia 01/21/23
FT Attempts	6	at Georgia 01/21/23

				Total		3-Pointers		Free throws		Rebounds										
Opponent	Date	GS	MIN	FG-FGA	PCT	3FG-3FGA	PCT	FT-FTA	PCT	OFF	DEF	TOT	AVG	PF	A	TO	BLK	STL	PTS	AVG
Memphis	11/07/2022		16:27	2-6	.333	2-5	.400	0-0	.000	0	0	0	0.0	1	2	0	0	0	6	6.0
Southern Miss.	11/11/2022	*	16:13	1-4	.250	0-3	.000	0-0	.000	0	0	0	0.0	0	0	2	1	0	2	4.0
at VCU	11/30/2022		23:58	2-5	.400	2-5	.400	2-2	1.000	0	3	3	1.0	2	1	2	0	0	8	5.3
Wofford	12/03/2022		26:11	3-8	.375	2-7	.286	0-0	.000	0	1	1	1.0	2	3	0	1	2	8	6.0
Pittsburgh	12/07/2022		24:11	3-11	.273	3-10	.300	0-0	.000	1	2	3	1.4	1	2	0	0	0	9	6.6
Grambling	12/09/2022		31:50	4-10	.400	4-9	.444	0-0	.000	0	1	1	1.3	4	4	2	0	1	12	7.5
vs NC State	12/17/2022	*	30:32	2-6	.333	2-6	.333	0-0	.000	0	3	3	1.6	3	0	1	0	0	6	7.3
Alabama A&M	12/22/2022	*	28:58	2-8	.250	1-6	.167	0-0	.000	1	2	3	1.8	1	1	3	0	2	5	7.0
Southeastern La.	12/30/2022	*	19:36	3-6	.500	3-5	.600	0-0	.000	0	0	0	1.6	0	3	0	0	0	9	7.2
South Carolina	01/03/2023	*	18:54	0-2	.000	0-1	.000	0-0	.000	1	1	2	1.6	0	0	0	0	0	0	6.5
at Missouri	01/07/2023	*	22:15	4-7	.571	2-5	.400	0-0	.000	1	3	4	1.8	1	0	1	0	0	10	6.8
at Tennessee	01/10/2023	*	16:58	1-6	.167	1-4	.250	0-0	.000	0	0	0	1.7	2	1	1	0	1	3	6.5
Arkansas	01/14/2023	*	32:49	4-7	.571	3-4	.750	2-2	1.000	0	2	2	1.7	3	1	2	0	1	13	7.0
Alabama	01/17/2023	*	24:47	0-6	.000	0-4	.000	0-0	.000	2	3	5	1.9	1	1	1	0	0	0	6.5
at Georgia	01/21/2023		26:20	2-4	.500	2-4	.500	6-6	1.000	0	1	1	1.9	2	3	0	0	0	12	6.9
Kentucky	01/24/2023		18:57	0-2	.000	0-2	.000	0-0	.000	0	2	2	1.9	1	0	0	0	0	0	6.4
at Texas A&M	01/28/2023		27:23	4-10	.400	3-9	.333	2-3	.667	1	4	5	2.1	1	0	0	0	0	13	6.8
at Alabama	01/31/2023		18:42	1-11	.091	1-10	.100	0-0	.000	0	0	0	1.9	1	0	2	0	0	3	6.6
Ole Miss	02/04/2023	*	24:01	1-5	.200	1-5	.200	0-0	.000	0	0	0	1.8	1	0	1	0	0	3	6.4
Tennessee	02/08/2023	*	20:49	1-4	.250	1-4	.250	0-0	.000	1	1	2	1.9	0	0	0	0	0	3	6.3
at Florida	02/11/2023	*	27:45	5-6	.833	4-5	.800	2-2	1.000	1	0	1	1.8	0	0	0	0	0	16	6.7
at South Carolina	02/14/2023	*	24:16	2-7	.286	2-7	.286	0-0	.000	2	3	5	2.0	1	1	1	0	0	6	6.7
Auburn	02/18/2023	*	26:19	3-11	.273	2-7	.286	0-0	.000	0	0	0	1.9	1	2	0	0	3	8	6.7
at LSU	02/22/2023	*	39:05	4-10	.400	3-7	.429	0-0	.000	1	1	2	1.9	2	1	0	0	0	11	6.9
Florida	02/25/2023	*	33:54	4-6	.667	1-2	.500	2-2	1.000	2	1	3	1.9	2	1	2	0	0	11	7.1
at Kentucky	03/01/2023	*	29:02	0-7	.000	0-6	.000	0-0	.000	0	1	1	1.9	1	1	0	0	1	0	6.8
Mississippi St.	03/04/2023		11:47	1-2	.500	1-2	.500	0-0	.000	0	0	0	1.8	0	0	1	0	0	3	6.7
vs LSU	03/09/2023		20:51	0-4	.000	0-4	.000	0-0	.000	0	0	0	1.8	0	0	1	0	0	0	6.4
vs Kentucky	03/10/2023		15:15	1-3	.333	1-2	.500	0-0	.000	0	1	1	1.7	0	0	2	0	1	3	6.3
vs Texas A&M	03/11/2023		08:56	0-1	.000	0-1	.000	0-0	.000	0	0	0	1.7	0	0	0	0	0	0	6.1
Yale	03/14/2023		17:18	1-7	.143	1-6	.167	0-0	.000	0	0	0	1.6	0	0	1	0	0	3	6.0
Michigan	03/18/2023		20:23	1-5	.200	1-5	.200	0-0	.000	0	1	1	1.6	1	0	0	0	0	3	5.9
Totals		**17**	**744:42**	**62-197**	**.315**	**49-162**	**.302**	**16-17**	**.941**	**14**	**37**	**51**	**1.6**	**35**	**28**	**26**	**2**	**12**	**189**	**5.9**

Player Averages

Games Played	Minutes/ game	Points/ game	FG Pct	3FG Pct	FT Pct	Rebounds/ game	Assists/ game	Turnovers/ game	Assist/Turnover ratio	Steals/ game	Blocks/ game
32	23.3	5.9	31.5	30.2	94.1	1.6	0.9	0.8	1.1	0.4	0.1

EMMANUEL ANSONG

20

5th-Yr. Sr. // Forward
6'4" // 195
Bordentown, N.J.
Wisconsin-Green Bay
AN-song

TOP GAMES OF 2022-23

7 pts, 3 rebs
vs. Pitt (12/7/22)

7 pts
at Texas A&M (1/28/23)

				Field Goals		3-Point		F-Throws		Rebounds									Scoring	
SEASON	TEAM	GP-GS	MIN/AVG	FG-FGA	FG%	3FG-3FGA	3FG%	FT-FTA	FT%	OFF	DEF	TOT	AVG	PF-FO	A	TO	BLK	STL	PTS	AVG
2018-19	WHL	19-3	313/16.5	61-104	.587	1-1	1.000	19-42	.452	38	53	91	4.8	34-0	10	15	14	12	142	7.5
2019-20	WHL	25-25	775/31.0	148-268	.552	13-32	.406	51-83	.614	76	109	185	7.4	62-2	33	50	21	22	360	14.4
2020-21	GB	19-7	491/25.8	82-141	.582	3-14	.214	30-46	.652	48	52	100	5.3	37-0	20	24	14	18	197	10.4
2021-22	GB	28-28	819/29.2	126-246	.512	11-44	.250	45-78	.577	53	86	139	5.0	51-0	18	47	17	24	308	11.0
2022-23	Vandy	26-2	268/10.3	28-65	.431	5-15	.333	5-11	.455	23	26	49	1.9	22-0	5	7	10	4	66	2.5
TOTAL FOR Vandy		**26-2**	**268/10.3**	**28-65**	**.431**	**5-15**	**.333**	**5-11**	**.455**	**23**	**26**	**49**	**1.9**	**22-0**	**5**	**7**	**10**	**4**	**66**	**2.5**
TOTAL		**117-65**	**2666/22.8**	**445-824**	**.540**	**33-106**	**.311**	**150-260**	**.577**	**238**	**326**	**564**	**4.8**	**206-2**	**86**	**143**	**76**	**80**	**1073**	**9.2**

Single Game Highs

Statistic	Value	
Points	24	vs Northern Ky. 02/12/21
Rebounds	14	vs UVA Wise 01/19/19
Assists	6	vs Notre Dame (OH) 11/23/19
Steals	3	5 times
Blocks	4	vs Urbana 11/26/19
FG Made	11	vs Robert Morris 12/02/21
FG Attempts	18	vs Urbana 11/26/19
3FG Made	3	at Ky. Wesleyan 11/29/19, vs Indiana St. 11/09/21
3FG Attempts	6	at Ky. Wesleyan 11/29/19
FT Made	8	vs Northern Ky. 02/12/21
FT Attempts	9	vs FIU 11/19/21

				Total		3-Pointers		Free throws		Rebounds										
Opponent	Date	GS	MIN	FG-FGA	PCT	3FG-3FGA	PCT	FT-FTA	PCT	OFF	DEF	TOT	AVG	PF	A	TO	BLK	STL	PTS	AVG
Memphis	11/07/2022		16:32	2-4	.500	0-0	.000	1-3	.333	4	1	5	5.0	2	0	0	1	0	5	5.0
Southern Miss.	11/11/2022		09:08	0-1	.000	0-0	.000	0-0	.000	0	1	1	3.0	0	2	1	0	0	0	2.5
at Temple	11/15/2022		12:43	2-5	.400	0-1	.000	0-1	.000	2	3	5	3.7	1	0	1	0	0	4	3.0
Morehead St.	11/18/2022		10:56	1-3	.333	0-0	.000	1-2	.500	0	4	4	3.8	0	0	0	0	0	3	3.0
vs Saint Mary's (CA)	11/23/2022		08:56	0-1	.000	0-0	.000	0-0	.000	1	0	1	3.2	0	0	0	0	0	0	2.4
vs Fresno St.	11/24/2022		06:39	0-2	.000	0-0	.000	0-0	.000	0	1	1	2.8	1	0	1	0	0	0	2.0
at VCU	11/30/2022		02:35	0-0	.000	0-0	.000	0-0	.000	0	0	0	2.4	0	0	0	0	0	0	1.7
Wofford	12/03/2022		06:19	0-0	.000	0-0	.000	0-0	.000	0	1	1	2.3	0	0	0	0	0	0	1.5
Pittsburgh	12/07/2022		11:20	3-5	.600	1-2	.500	0-0	.000	2	1	3	2.3	2	0	0	3	1	7	2.1
Grambling	12/09/2022		06:00	0-1	.000	0-0	.000	0-0	.000	0	0	0	2.1	1	0	0	0	0	0	1.9
Alabama A&M	12/22/2022		16:14	2-4	.500	2-3	.667	0-0	.000	2	2	4	2.3	2	0	1	1	0	6	2.3
Southeastern La.	12/30/2022		10:33	2-3	.667	0-0	.000	0-1	.000	1	0	1	2.2	0	0	0	0	0	4	2.4
South Carolina	01/03/2023		11:30	1-2	.500	0-0	.000	0-0	.000	1	2	3	2.2	0	0	1	1	0	2	2.4
at Missouri	01/07/2023		12:34	2-3	.667	1-1	1.000	0-0	.000	0	0	0	2.1	3	0	0	0	0	5	2.6
at Tennessee	01/10/2023		11:02	0-2	.000	0-2	.000	0-0	.000	0	0	0	1.9	0	0	0	0	0	0	2.4
Alabama	01/17/2023		11:50	2-5	.400	0-1	.000	0-0	.000	2	2	4	2.1	1	0	1	0	0	4	2.5
at Georgia	01/21/2023		04:14	0-0	.000	0-0	.000	0-0	.000	0	0	0	1.9	1	0	0	0	0	0	2.4
Kentucky	01/24/2023		15:27	2-5	.400	0-1	.000	0-0	.000	1	1	2	1.9	1	0	0	0	0	4	2.4
at Texas A&M	01/28/2023		15:19	3-4	.750	1-1	1.000	0-0	.000	1	0	1	1.9	2	1	0	0	1	7	2.7
at Alabama	01/31/2023	*	20:34	2-5	.400	0-1	.000	2-2	1.000	1	2	3	2.0	0	2	1	1	1	6	2.9
Ole Miss	02/04/2023		06:30	1-4	.250	0-0	.000	0-0	.000	3	0	3	2.0	1	0	0	0	0	2	2.8
Tennessee	02/08/2023		02:02	0-0	.000	0-0	.000	0-0	.000	0	0	0	1.9	0	0	0	0	0	0	2.7
at LSU	02/22/2023		03:31	0-0	.000	0-0	.000	0-0	.000	0	0	0	1.8	0	0	0	1	0	0	2.6
Mississippi St.	03/04/2023	*	16:47	2-4	.500	0-1	.000	0-0	.000	1	1	2	1.8	1	0	0	0	1	4	2.6
Yale	03/14/2023		10:54	1-2	.500	0-1	.000	1-2	.500	1	3	4	1.9	0	0	0	1	0	3	2.6
Michigan	03/18/2023		08:05	0-0	.000	0-0	.000	0-0	.000	0	1	1	1.9	3	0	0	1	0	0	2.5
Totals		**2**	**268:14**	**28-65**	**.431**	**5-15**	**.333**	**5-11**	**.455**	**23**	**26**	**49**	**1.9**	**22**	**5**	**7**	**10**	**4**	**66**	**2.5**

Player Averages

Games Played	Minutes/ game	Points/ game	FG Pct	3FG Pct	FT Pct	Rebounds/ game	Assists/ game	Turnovers/ game	Assist/Turnover ratio	Steals/ game	Blocks/ game
26	10.3	2.5	43.1	33.3	45.5	1.9	0.2	0.3	0.7	0.2	0.4

LIAM ROBBINS

21 5th-Yr. Sr. // Forward
7'0" // 250
Davenport, Iowa
Univ. of Minnesota

TOP GAMES OF 2022-23

32 pts, 10 rebs, 4 blks
at Florida (2/11/23)

23 pts, 11 rebs, 9 blks
at LSU (2/22/23)

24 pts, 12 rebs
vs. Auburn (2/18/23)

24 pts, 8 rebs, 3 blks
at South Carolina (2/14/23)

22 pts, 7 rebs, 6 blks
vs. South Carolina (1/3/23)

20 pts, 7 rebs, 8 blks
vs. Fresno State (11/24/22)

				Field Goals		3-Point		F-Throws		Rebounds									Scoring	
SEASON	TEAM	GP-GS	MIN/AVG	FG-FGA	FG%	3FG-3FGA	3FG%	FT-FTA	FT%	OFF	DEF	TOT	AVG	PF-FO	A	TO	BLK	STL	PTS	AVG
2018-19	DRA	31-2	350/11.3	50-113	.442	3-13	.231	25-42	.595	39	44	83	2.7	79-2	16	22	35	10	128	4.1
2019-20	DRA	34-34	920/27.1	189-379	.499	10-41	.244	93-134	.694	67	174	241	7.1	101-5	28	57	99	20	481	14.1
2020-21	MINN	23-23	565/24.6	89-202	.441	17-52	.327	75-108	.694	55	97	152	6.6	83-5	25	38	62	15	270	11.7
2021-22	Vandy	15-10	274/18.3	37-85	.435	8-28	.286	20-33	.606	12	48	60	4.0	35-2	10	18	30	6	102	6.8
2022-23	Vandy	26-15	598/23.0	123-244	.504	19-52	.365	125-171	.731	66	112	178	6.8	64-1	26	42	82	8	390	15.0
TOTAL FOR Vandy		**41-25**	**873/21.3**	**160-329**	**.486**	**27-80**	**.338**	**145-204**	**.711**	**78**	**160**	**238**	**5.8**	**99-3**	**36**	**60**	**112**	**14**	**492**	**12.0**
TOTAL		**129-84**	**2708/21.0**	**488-1023**	**.477**	**57-186**	**.306**	**338-488**	**.693**	**239**	**475**	**714**	**5.5**	**362-15**	**105**	**177**	**308**	**59**	**1371**	**10.6**

Single Game Highs

Statistic	Value	
Points	32	at Florida 02/11/23
Rebounds	14	vs Ohio St. 01/03/21
Assists	4	4 times
Steals	3	at Rutgers 02/04/21
Blocks	9	at LSU 02/22/23
FG Made	10	at Bradley 12/31/19, at Florida 02/11/23
FG Attempts	18	vs Bradley 03/07/20, at Florida 02/11/23
3FG Made	3	5 times
3FG Attempts	7	at Purdue 01/30/21
FT Made	17	vs Auburn 02/18/23
FT Attempts	20	vs Auburn 02/18/23

				Total		3-Pointers		Free throws		Rebounds										
Opponent	Date	GS	MIN	FG-FGA	PCT	3FG-3FGA	PCT	FT-FTA	PCT	OFF	DEF	TOT	AVG	PF	A	TO	BLK	STL	PTS	AVG
Memphis	11/07/2022		15:13	3-5	.600	1-2	.500	0-0	.000	1	2	3	3.0	3	0	2	0	1	7	7.0
Southern Miss.	11/11/2022	*	10:45	0-5	.000	0-3	.000	0-0	.000	0	0	0	1.5	0	1	0	1	0	0	3.5
at Temple	11/15/2022		25:06	9-11	.818	0-0	.000	2-3	.667	1	2	3	2.0	2	0	4	3	0	20	9.0
Morehead St.	11/18/2022		16:44	4-6	.667	1-2	.500	0-0	.000	2	5	7	3.3	2	2	2	4	0	9	9.0
vs Saint Mary's (CA)	11/23/2022		23:05	6-8	.750	0-1	.000	1-1	1.000	1	5	6	3.8	4	0	3	1	0	13	9.8
vs Fresno St.	11/24/2022	*	32:56	7-11	.636	1-3	.333	5-9	.556	1	6	7	4.3	4	1	2	8	1	20	11.5
at VCU	11/30/2022	*	20:46	4-7	.571	0-1	.000	6-7	.857	1	1	2	4.0	4	2	1	1	0	14	11.9
Wofford	12/03/2022	*	25:36	5-9	.556	0-2	.000	4-6	.667	0	9	9	4.6	3	2	1	3	1	14	12.1
Pittsburgh	12/07/2022	*	28:43	5-12	.417	1-3	.333	3-4	.750	4	5	9	5.1	3	1	2	6	0	14	12.3
Grambling	12/09/2022	*	28:04	2-4	.500	0-2	.000	8-11	.727	3	3	6	5.2	3	1	4	2	0	12	12.3
vs NC State	12/17/2022	*	26:15	3-12	.250	0-1	.000	4-5	.800	2	2	4	5.1	1	2	1	2	0	10	12.1
Alabama A&M	12/22/2022		14:49	4-8	.500	0-1	.000	6-7	.857	4	5	9	5.4	1	2	1	2	1	14	12.3
Southeastern La.	12/30/2022		12:28	3-7	.429	0-1	.000	2-2	1.000	5	6	11	5.8	1	0	1	4	1	8	11.9
South Carolina	01/03/2023		28:44	6-8	.750	0-0	.000	10-15	.667	3	4	7	5.9	1	4	0	6	1	22	12.6
at Missouri	01/07/2023		23:21	5-8	.625	0-1	.000	6-6	1.000	3	4	7	6.0	4	2	0	1	0	16	12.9
at Tennessee	01/10/2023		23:45	4-9	.444	0-3	.000	10-12	.833	4	3	7	6.1	3	1	2	3	0	18	13.2
Arkansas	01/14/2023		18:39	4-5	.800	1-2	.500	5-5	1.000	1	2	3	5.9	5	1	1	3	0	14	13.2
at Alabama	01/31/2023		15:28	4-12	.333	0-1	.000	1-3	.333	2	5	7	5.9	0	0	1	0	0	9	13.0
Ole Miss	02/04/2023	*	31:51	5-15	.333	1-4	.250	8-11	.727	5	7	12	6.3	2	2	1	7	1	19	13.3
Tennessee	02/08/2023	*	24:26	5-13	.385	3-4	.750	1-2	.500	2	7	9	6.4	3	1	2	3	0	14	13.4
at Florida	02/11/2023	*	28:54	10-18	.556	3-4	.750	9-11	.818	1	9	10	6.6	4	0	2	4	0	32	14.2
at South Carolina	02/14/2023	*	29:43	8-14	.571	3-3	1.000	5-10	.500	5	3	8	6.6	2	0	0	3	0	24	14.7
Auburn	02/18/2023	*	27:04	3-10	.300	1-2	.500	17-20	.850	8	4	12	6.9	2	1	3	1	1	24	15.1
at LSU	02/22/2023	*	33:35	6-14	.429	2-5	.400	9-15	.600	4	7	11	7.0	4	0	4	9	0	23	15.4
Florida	02/25/2023	*	28:10	7-11	.636	1-1	1.000	3-6	.500	3	6	9	7.1	2	0	2	5	0	18	15.5
at Kentucky	03/01/2023	*	4:09	1-2	.500	0-0	.000	0-0	.000	0	0	0	6.8	1	0	0	0	0	2	15.0
Totals		**15**	**598:19**	**123-244**	**.504**	**19-52**	**.365**	**125-171**	**.731**	**66**	**112**	**178**	**6.8**	**64**	**26**	**42**	**82**	**8**	**390**	**15.0**

Player Averages

Games Played	Minutes/ game	Points/ game	FG Pct	3FG Pct	FT Pct	Rebounds/ game	Assists/ game	Turnovers/ game	Assist/Turnover ratio	Steals/ game	Blocks/ game
26	23.0	15.0	50.4	36.5	73.1	6.8	1.0	1.6	0.6	0.3	3.2

MALIK DIA

23 Freshman // Forward
6'9" // 240
Murfreesboro, Tenn.
Ensworth School
DEE-uh

TOP GAMES OF 2022-23

14 pts, 4 made 3s
vs. Kentucky (1/24/23)

9 pts
vs. Morehead State (11/18/22)

5 pts, 10 rebs
vs. SE Louisiana (12/30/22)

				Field Goals		3-Point		F-Throws		Rebounds									Scoring	
SEASON	TEAM	GP-GS	MIN/AVG	FG-FGA	FG%	3FG-3FGA	3FG%	FT-FTA	FT%	OFF	DEF	TOT	AVG	PF-FO	A	TO	BLK	STL	PTS	AVG
2022-23	Vandy	19-0	159/8.4	17-59	.288	11-32	.344	1-2	.500	9	21	30	1.6	22-0	4	10	5	5	46	2.4
TOTAL		**19-0**	**159/8.4**	**17-59**	**.288**	**11-32**	**.344**	**1-2**	**.500**	**9**	**21**	**30**	**1.6**	**22-0**	**4**	**10**	**5**	**5**	**46**	**2.4**

Single Game Highs

Statistic	Value	
Points	14	vs Kentucky 01/24/23
Rebounds	10	vs Southeastern La. 12/30/22
Assists	3	vs Southeastern La. 12/30/22
Steals	1	5 times
Blocks	2	at Georgia 01/21/23
FG Made	5	vs Kentucky 01/24/23
FG Attempts	11	vs Kentucky 01/24/23
3FG Made	4	vs Kentucky 01/24/23
3FG Attempts	5	vs Kentucky 01/24/23
FT Made	1	vs Morehead St. 11/18/22
FT Attempts	2	vs Morehead St. 11/18/22

				Total		3-Pointers		Free throws		Rebounds										
Opponent	Date	GS	MIN	FG-FGA	PCT	3FG-3FGA	PCT	FT-FTA	PCT	OFF	DEF	TOT	AVG	PF	A	TO	BLK	STL	PTS	AVG
Memphis	11/07/2022		11:08	1-5	.200	1-4	.250	0-0	.000	0	1	1	1.0	1	0	1	0	1	3	3.0
Southern Miss.	11/11/2022		11:03	3-5	.600	1-2	.500	0-0	.000	0	2	2	1.5	1	0	0	1	0	7	5.0
at Temple	11/15/2022		10:47	1-5	.200	1-3	.333	0-0	.000	1	0	1	1.3	0	0	0	0	0	3	4.3
Morehead St.	11/18/2022		15:05	3-6	.500	2-4	.500	1-2	.500	1	2	3	1.8	0	0	0	0	0	9	5.5
vs Saint Mary's (CA)	11/23/2022		05:20	0-1	.000	0-0	.000	0-0	.000	0	0	0	1.4	0	0	0	0	0	0	4.4
vs Fresno St.	11/24/2022		07:11	0-2	.000	0-2	.000	0-0	.000	0	2	2	1.5	2	0	1	0	0	0	3.7
at VCU	11/30/2022		04:52	0-0	.000	0-0	.000	0-0	.000	0	0	0	1.3	1	0	0	0	0	0	3.1
Wofford	12/03/2022		03:52	0-1	.000	0-1	.000	0-0	.000	0	1	1	1.3	1	1	1	0	0	0	2.8
Grambling	12/09/2022		03:39	0-1	.000	0-0	.000	0-0	.000	0	1	1	1.2	1	0	1	0	0	0	2.4
Southeastern La.	12/30/2022		13:15	2-5	.400	1-3	.333	0-0	.000	2	8	10	2.1	2	3	1	0	0	5	2.7
Alabama	01/17/2023		07:03	2-4	.500	1-2	.500	0-0	.000	1	1	2	2.1	1	0	1	0	1	5	2.9
at Georgia	01/21/2023		06:19	0-1	.000	0-1	.000	0-0	.000	0	1	1	2.0	3	0	1	2	0	0	2.7
Kentucky	01/24/2023		20:39	5-11	.455	4-5	.800	0-0	.000	0	1	1	1.9	0	0	0	0	1	14	3.5
at Texas A&M	01/28/2023		11:09	0-3	.000	0-1	.000	0-0	.000	0	0	0	1.8	3	0	1	1	0	0	3.3
at Alabama	01/31/2023		07:14	0-2	.000	0-1	.000	0-0	.000	1	0	1	1.7	0	0	1	0	1	0	3.1
at Kentucky	03/01/2023		12:40	0-4	.000	0-1	.000	0-0	.000	1	1	2	1.8	1	0	1	0	1	0	2.9
Mississippi St.	03/04/2023		02:25	0-1	.000	0-0	.000	0-0	.000	2	0	2	1.8	2	0	0	1	0	0	2.7
Yale	03/14/2023		04:05	0-1	.000	0-1	.000	0-0	.000	0	0	0	1.7	0	0	0	0	0	0	2.6
Michigan	03/18/2023		01:35	0-1	.000	0-1	.000	0-0	.000	0	0	0	1.6	3	0	0	0	0	0	2.4
Totals		**0**	**159:21**	**17-59**	**.288**	**11-32**	**.344**	**1-2**	**.500**	**9**	**21**	**30**	**1.6**	**22**	**4**	**10**	**5**	**5**	**46**	**2.4**

Player Averages

Games Played	Minutes/ game	Points/ game	FG Pct	3FG Pct	FT Pct	Rebounds/ game	Assists/ game	Turnovers/ game	Assist/Turnover ratio	Steals/ game	Blocks/ game
19	8.4	2.4	28.8	34.4	50.0	1.6	0.2	0.5	0.4	0.3	0.3

LEE DORT

34 Freshman // Forward
6'10" // 255
McKinney, Texas
Greenhill School

TOP GAMES OF 2022-23

6 pts, 2 rebs
at Tennessee (1/10/23)

				Field Goals		3-Point		F-Throws		Rebounds									Scoring	
SEASON	TEAM	GP-GS	MIN/AVG	FG-FGA	FG%	3FG-3FGA	3FG%	FT-FTA	FT%	OFF	DEF	TOT	AVG	PF-FO	A	TO	BLK	STL	PTS	AVG
2022-23	Vandy	17-0	111/6.5	13-20	.650	0-0	.000	3-10	.300	16	20	36	2.1	25-0	3	10	12	0	29	1.7
TOTAL		**17-0**	**111/6.5**	**13-20**	**.650**	**0-0**	**.000**	**3-10**	**.300**	**16**	**20**	**36**	**2.1**	**25-0**	**3**	**10**	**12**	**0**	**29**	**1.7**

Single Game Highs

Statistic	Value	
Points	6	at Tennessee 01/10/23
Rebounds	6	vs Wofford 12/03/22
Assists	1	vs Morehead St. 11/18/22, vs Alabama 01/17/23, vs LSU 03/09/23
Blocks	2	vs Morehead St. 11/18/22, vs Wofford 12/03/22, vs Southeastern La. 12/30/22
FG Made	3	at Tennessee 01/10/23
FG Attempts	3	at Tennessee 01/10/23, vs Alabama 01/17/23
FT Made	1	vs Morehead St. 11/18/22, vs Southeastern La. 12/30/22, vs Alabama 01/17/23
FT Attempts	2	4 times

				Total		3-Pointers		Free throws		Rebounds										
Opponent	Date	GS	MIN	FG-FGA	PCT	3FG-3FGA	PCT	FT-FTA	PCT	OFF	DEF	TOT	AVG	PF	A	TO	BLK	STL	PTS	AVG
Memphis	11/07/2022		03:12	0-1	.000	0-0	.000	0-0	.000	0	0	0	0.0	1	0	0	1	0	0	0.0
at Temple	11/15/2022		01:19	1-1	1.000	0-0	.000	0-1	.000	0	0	0	0.0	0	0	0	0	0	2	1.0
Morehead St.	11/18/2022		08:46	0-0	.000	0-0	.000	1-2	.500	1	2	3	1.0	3	1	3	2	0	1	1.0
vs Fresno St.	11/24/2022		07:04	1-1	1.000	0-0	.000	0-0	.000	2	1	3	1.5	2	0	1	1	0	2	1.3
at VCU	11/30/2022		03:56	0-0	.000	0-0	.000	0-0	.000	0	2	2	1.6	2	0	0	0	0	0	1.0
Wofford	12/03/2022		12:37	0-1	.000	0-0	.000	0-0	.000	0	6	6	2.3	2	0	2	2	0	0	0.8
Pittsburgh	12/07/2022		04:03	1-2	.500	0-0	.000	0-0	.000	1	0	1	2.1	2	0	0	1	0	2	1.0
Grambling	12/09/2022		02:55	0-2	.000	0-0	.000	0-0	.000	1	0	1	2.0	0	0	0	0	0	0	0.9
Southeastern La.	12/30/2022		08:18	1-1	1.000	0-0	.000	1-2	.500	0	3	3	2.1	4	0	1	2	0	3	1.1
at Tennessee	01/10/2023		08:03	3-3	1.000	0-0	.000	0-0	.000	2	0	2	2.1	0	0	0	1	0	6	1.6
Arkansas	01/14/2023		08:12	2-2	1.000	0-0	.000	0-1	.000	3	2	5	2.4	1	0	0	1	0	4	1.8
Alabama	01/17/2023		16:23	2-3	.667	0-0	.000	1-2	.500	2	3	5	2.6	3	1	1	1	0	5	2.1
vs LSU	03/09/2023		07:54	1-1	1.000	0-0	.000	0-2	.000	2	0	2	2.5	1	1	0	0	0	2	2.1
vs Kentucky	03/10/2023		03:57	0-0	.000	0-0	.000	0-0	.000	0	1	1	2.4	2	0	0	0	0	0	1.9
vs Texas A&M	03/11/2023		05:25	1-1	1.000	0-0	.000	0-0	.000	1	0	1	2.3	0	0	1	0	0	2	1.9
Yale	03/14/2023		03:26	0-1	.000	0-0	.000	0-0	.000	1	0	1	2.3	1	0	1	0	0	0	1.8
Michigan	03/18/2023		05:40	0-0	.000	0-0	.000	0-0	.000	0	0	0	2.1	1	0	0	0	0	0	1.7
Totals		**0**	**111:10**	**13-20**	**.650**	**0-0**	**.000**	**3-10**	**.300**	**16**	**20**	**36**	**2.1**	**25**	**3**	**10**	**12**	**0**	**29**	**1.7**

Player Averages

Games Played	Minutes/ game	Points/ game	FG Pct	3FG Pct	FT Pct	Rebounds/ game	Assists/ game	Turnovers/ game	Assist/Turnover ratio	Steals/ game	Blocks/ game
17	6.5	1.7	65.0	0.0	30.0	2.1	0.2	0.6	0.3	0.0	0.7

QUENTIN MILLORA-BROWN

42 5th-Yr. Sr. // Forward
6'10" // 245
Lorton, Va.
Rice University
mill-LORE-uh

TOP GAMES OF 2022-23

7 pts, 13 rebs
vs. Yale (3/14/23)

10 pts, 6 rebs
at No. 23 Kentucky (3/1/23)

10 pts, 5 rebs
vs. Ole Miss (2/4/23)

7 pts, 11 rebs
at Georgia (1/21/23)

				Field Goals		3-Point		F-Throws		Rebounds									Scoring	
SEASON	TEAM	GP-GS	MIN/AVG	FG-FGA	FG%	3FG-3FGA	3FG%	FT-FTA	FT%	OFF	DEF	TOT	AVG	PF-FO	A	TO	BLK	STL	PTS	AVG
2018-19	Rice	32-28	746/23.3	101-169	.598	0-0	.000	27-60	.450	69	119	188	5.9	75-1	39	35	37	9	229	7.2
2020-21	Vandy	19-8	255/13.4	26-37	.703	0-0	.000	6-17	.353	29	31	60	3.2	30-0	12	12	5	3	58	3.1
2021-22	Vandy	36-30	873/24.3	74-114	.649	0-0	.000	43-88	.489	90	113	203	5.6	92-3	42	34	38	16	191	5.3
2022-23	Vandy	35-26	641/18.3	45-91	.495	1-3	.333	31-52	.596	70	77	147	4.2	81-2	24	23	20	13	122	3.5
TOTAL FOR Vandy		**90-64**	**1770/19.7**	**145-242**	**.599**	**1-3**	**.333**	**80-157**	**.510**	**189**	**221**	**410**	**4.6**	**203-5**	**78**	**69**	**63**	**32**	**371**	**4.1**
TOTAL		**122-92**	**2516/20.6**	**246-411**	**.599**	**1-3**	**.333**	**107-217**	**.493**	**258**	**340**	**598**	**4.9**	**278-6**	**117**	**104**	**100**	**41**	**600**	**4.9**

Single Game Highs

Statistic	Value	
Points	21	vs Northwestern St. 11/17/18
Rebounds	16	at FIU 02/14/19
Assists	5	vs Alabama St. 11/10/21
Steals	3	at VCU 11/30/22, vs Tennessee 02/08/23
Blocks	5	vs LSU 03/09/23
FG Made	10	vs Northwestern St. 11/17/18
FG Attempts	13	vs Western Ky. 02/07/19
3FG Made	1	at Kentucky 03/01/23
3FG Attempts	1	vs Memphis 11/07/22, at Alabama 01/31/23, at Kentucky 03/01/23
FT Made	6	at UTRGV 12/18/18, vs Missouri 02/08/22
FT Attempts	10	vs Missouri 02/08/22

				Total		3-Pointers		Free throws		Rebounds										
Opponent	Date	GS	MIN	FG-FGA	PCT	3FG-3FGA	PCT	FT-FTA	PCT	OFF	DEF	TOT	AVG	PF	A	TO	BLK	STL	PTS	AVG
Memphis	11/07/2022	*	14:12	1-2	.500	0-1	.000	2-2	1.000	1	2	3	3.0	2	0	0	0	0	4	4.0
Southern Miss.	11/11/2022		21:01	4-7	.571	0-0	.000	1-1	1.000	3	3	6	4.5	4	1	0	3	1	9	6.5
at Temple	11/15/2022	*	18:35	1-5	.200	0-0	.000	0-0	.000	2	0	2	3.7	2	1	0	1	0	2	5.0
Morehead St.	11/18/2022	*	14:45	3-3	1.000	0-0	.000	2-2	1.000	1	2	3	3.5	1	0	0	0	0	8	5.8
vs Saint Mary's (CA)	11/23/2022	*	16:43	0-1	.000	0-0	.000	0-0	.000	2	1	3	3.4	2	0	0	0	0	0	4.6
at VCU	11/30/2022		17:21	1-4	.250	0-0	.000	1-3	.333	5	2	7	4.0	3	3	0	0	3	3	4.3
Wofford	12/03/2022	*	18:37	1-2	.500	0-0	.000	0-0	.000	1	2	3	3.9	2	1	2	0	0	2	4.0
Pittsburgh	12/07/2022	*	11:25	2-3	.667	0-0	.000	0-0	.000	2	0	2	3.6	1	0	0	0	1	4	4.0
Grambling	12/09/2022	*	17:11	1-2	.500	0-0	.000	2-3	.667	1	2	3	3.6	2	1	0	1	0	4	4.0
vs NC State	12/17/2022		13:45	1-2	.500	0-0	.000	0-1	.000	1	0	1	3.3	4	0	1	0	0	2	3.8
Alabama A&M	12/22/2022	*	25:11	0-1	.000	0-0	.000	1-2	.500	4	2	6	3.5	1	2	0	0	0	1	3.5
Southeastern La.	12/30/2022	*	11:17	2-3	.667	0-0	.000	0-0	.000	0	3	3	3.5	0	0	1	2	1	4	3.6
South Carolina	01/03/2023	*	16:16	1-1	1.000	0-0	.000	0-0	.000	4	3	7	3.8	2	0	3	0	0	2	3.5
at Missouri	01/07/2023	*	16:39	3-5	.600	0-0	.000	1-3	.333	2	1	3	3.7	3	1	0	0	0	7	3.7
at Tennessee	01/10/2023	*	08:12	0-0	.000	0-0	.000	0-0	.000	0	0	0	3.5	2	1	2	0	0	0	3.5
Arkansas	01/14/2023	*	12:40	0-2	.000	0-0	.000	1-2	.500	2	3	5	3.6	2	0	0	0	0	1	3.3
Alabama	01/17/2023	*	12:36	1-1	1.000	0-0	.000	0-0	.000	1	1	2	3.5	5	0	1	0	0	2	3.2
at Georgia	01/21/2023	*	29:49	2-6	.333	0-0	.000	3-3	1.000	6	5	11	3.9	4	2	1	1	0	7	3.4
Kentucky	01/24/2023	*	22:36	0-2	.000	0-0	.000	0-0	.000	1	0	1	3.7	0	0	1	0	2	0	3.3
at Texas A&M	01/28/2023	*	26:24	2-2	1.000	0-0	.000	1-2	.500	3	3	6	3.9	5	1	1	0	1	5	3.4
at Alabama	01/31/2023	*	17:12	2-3	.667	0-1	.000	0-0	.000	3	2	5	3.9	2	0	1	0	1	4	3.4
Ole Miss	02/04/2023	*	14:11	4-5	.800	0-0	.000	2-3	.667	2	3	5	4.0	0	0	0	0	0	10	3.7
Tennessee	02/08/2023	*	19:56	0-3	.000	0-0	.000	1-2	.500	3	0	3	3.9	1	1	2	1	3	1	3.6
at Florida	02/11/2023		11:06	0-0	.000	0-0	.000	1-2	.500	0	3	3	3.9	3	1	0	0	0	1	3.5
at South Carolina	02/14/2023		10:17	1-2	.500	0-0	.000	0-0	.000	3	1	4	3.9	1	1	0	0	0	2	3.4
Auburn	02/18/2023		12:56	2-2	1.000	0-0	.000	0-0	.000	0	2	2	3.8	2	2	0	0	0	4	3.4
at LSU	02/22/2023		08:44	0-1	.000	0-0	.000	0-0	.000	1	1	2	3.7	1	0	0	1	0	0	3.3
Florida	02/25/2023		11:50	1-1	1.000	0-0	.000	2-4	.500	2	2	4	3.8	2	1	0	1	0	4	3.3
at Kentucky	03/01/2023		19:30	3-3	1.000	1-1	1.000	3-3	1.000	2	4	6	3.8	4	0	0	1	0	10	3.6
Mississippi St.	03/04/2023	*	31:09	1-3	.333	0-0	.000	0-1	.000	0	4	4	3.8	4	0	1	0	0	2	3.5
vs LSU	03/09/2023	*	25:57	0-3	.000	0-0	.000	0-0	.000	2	3	5	3.9	3	2	1	5	0	0	3.4
vs Kentucky	03/10/2023	*	27:51	1-2	.500	0-0	.000	2-2	1.000	2	2	4	3.9	3	1	0	1	0	4	3.4
vs Texas A&M	03/11/2023	*	23:55	1-1	1.000	0-0	.000	2-4	.500	2	3	5	3.9	3	0	1	1	0	4	3.4
Yale	03/14/2023	*	31:47	2-5	.400	0-0	.000	3-7	.429	4	9	13	4.2	1	1	2	1	0	7	3.5
Michigan	03/18/2023	*	29:34	1-3	.333	0-0	.000	0-0	.000	2	3	5	4.2	4	0	2	0	0	2	3.5
Totals		**26**	**641:10**	**45-91**	**.495**	**1-3**	**.333**	**31-52**	**.596**	**70**	**77**	**147**	**4.2**	**81**	**24**	**23**	**20**	**13**	**122**	**3.5**

Player Averages

Games Played	Minutes/ game	Points/ game	FG Pct	3FG Pct	FT Pct	Rebounds/ game	Assists/ game	Turnovers/ game	Assist/Turnover ratio	Steals/ game	Blocks/ game
35	18.3	3.5	49.5	33.3	59.6	4.2	0.7	0.7	1.0	0.4	0.6

ADRIAN SAMUELS

11 Freshman // Guard
6'5" // 170
Nashville, Tenn.
Univ. School of Nashville

				Field Goals		3-Point		F-Throws		Rebounds									Scoring	
SEASON	TEAM	GP-GS	MIN/AVG	FG-FGA	FG%	3FG-3FGA	3FG%	FT-FTA	FT%	OFF	DEF	TOT	AVG	PF-FO	A	TO	BLK	STL	PTS	AVG
2022-23	Vandy	3-0	7/2.3	0-1	.000	0-0	.000	0-0	.000	0	0	0	0.0	0-0	0	0	1	0	0	0.0
TOTAL		**3-0**	**7/2.3**	**0-1**	**.000**	**0-0**	**.000**	**0-0**	**.000**	**0**	**0**	**0**	**0.0**	**0-0**	**0**	**0**	**1**	**0**	**0**	**0.0**

Single Game Highs

Statistic	Value	
Blocks	1	vs Morehead St. 11/18/22
FG Attempts	1	vs Southeastern La. 12/30/22

GRAHAM CALTON

22 Sophomore // Guard
6'6" // 205
Charlotte, N.C.
Charlotte Latin School
CALL-tin

				Field Goals		3-Point		F-Throws		Rebounds									Scoring	
SEASON	TEAM	GP-GS	MIN/AVG	FG-FGA	FG%	3FG-3FGA	3FG%	FT-FTA	FT%	OFF	DEF	TOT	AVG	PF-FO	A	TO	BLK	STL	PTS	AVG
2021-22	Vandy	4-0	12/3.0	1-3	.333	1-3	.333	0-0	.000	0	1	1	0.3	1-0	0	0	0	1	3	0.8
2022-23	Vandy	6-0	30/5.0	0-4	.000	0-3	.000	0-0	.000	1	0	1	0.2	4-0	2	0	0	1	0	0.0
TOTAL		**10-0**	**42/4.2**	**1-7**	**.143**	**1-6**	**.167**	**0-0**	**.000**	**1**	**1**	**2**	**0.2**	**5-0**	**2**	**0**	**0**	**2**	**3**	**0.3**

Single Game Highs

Statistic	Value	
Points	3	vs Georgia 03/09/22
Rebounds	1	vs Mississippi Val. 11/29/21, at Alabama 01/31/23
Assists	1	vs Morehead St. 11/18/22, vs Southeastern La. 12/30/22
Steals	1	vs Mississippi Val. 11/29/21, vs Southeastern La. 12/30/22
FG Made	1	vs Georgia 03/09/22
FG Attempts	2	vs Southeastern La. 12/30/22
3FG Made	1	vs Georgia 03/09/22
3FG Attempts	2	vs Southeastern La. 12/30/22

MILES KEEFFE

25 Freshman // Guard
6'5" // 185
Novato, Calif.
So. California Academy
KEEF

				Field Goals		3-Point		F-Throws		Rebounds									Scoring	
SEASON	TEAM	GP-GS	MIN/AVG	FG-FGA	FG%	3FG-3FGA	3FG%	FT-FTA	FT%	OFF	DEF	TOT	AVG	PF-FO	A	TO	BLK	STL	PTS	AVG
2022-23	Vandy	6-1	26/4.3	1-4	.250	0-3	.000	2-2	1.000	1	2	3	0.5	1-0	0	0	0	0	4	0.7
TOTAL		**6-1**	**26/4.3**	**1-4**	**.250**	**0-3**	**.000**	**2-2**	**1.000**	**1**	**2**	**3**	**0.5**	**1-0**	**0**	**0**	**0**	**0**	**4**	**0.7**

Single Game Highs

Statistic	Value	
Points	2	vs Southeastern La. 12/30/22, vs Kentucky 01/24/23
Rebounds	1	at Temple 11/15/22, vs Morehead St. 11/18/22, vs Southeastern La. 12/30/22
FG Made	1	vs Southeastern La. 12/30/22
FG Attempts	2	vs Southeastern La. 12/30/22
3FG Attempts	1	vs Southeastern La. 12/30/22, vs Kentucky 01/24/23, at Alabama 01/31/23
FT Made	2	vs Kentucky 01/24/23
FT Attempts	2	vs Kentucky 01/24/23

VANDY GAME-BY-GAME

				Total		3-Pointers		Free throws		Rebounds										
Opponent	**Date**	**Score**		**FG-FGA**	**PCT**	**3FG-3FGA**	**PCT**	**FT-FTA**	**PCT**	**OFF**	**DEF**	**TOT**	**AVG**	**PF**	**A**	**TO**	**BLK**	**STL**	**PTS**	**AVG**
Memphis	11/07/2022	67-76	L	23-56	.411	12-30	.400	9-15	.600	10	18	28	28.0	18	14	13	3	8	67	67.0
Southern Miss.	11/11/2022	48-60	L	21-64	.328	3-25	.120	3-8	.375	13	31	44	36.0	13	7	15	7	5	48	57.5
at Temple	11/15/2022	89-87	Wot	38-70	.543	9-18	.500	4-11	.364	11	26	37	36.3	17	23	9	4	5	89	68.0
Morehead St.	11/18/2022	76-43	W	29-59	.492	8-23	.348	10-18	.556	10	40	50	39.8	15	11	13	7	2	76	70.0
vs Saint Mary's (CA)	11/23/2022	65-75	L	23-58	.397	6-17	.353	13-17	.765	9	24	33	38.4	21	8	14	2	3	65	69.0
vs Fresno St.	11/24/2022	67-59	W	22-54	.407	8-23	.348	15-22	.682	9	26	35	37.8	17	12	8	9	3	67	68.7
at VCU	11/30/2022	65-70	L	21-49	.429	8-21	.381	15-20	.750	9	22	31	36.9	27	12	19	1	6	65	68.1
Wofford	12/03/2022	65-62	W	26-53	.491	8-23	.348	5-9	.556	3	27	30	36.0	17	12	15	7	7	65	67.8
Pittsburgh	12/07/2022	75-74	W	28-70	.400	10-31	.323	9-12	.750	18	21	39	36.3	18	14	11	12	9	75	68.6
Grambling	12/09/2022	62-64	L	16-40	.400	9-24	.375	21-27	.778	10	27	37	36.4	14	11	19	4	4	62	67.9
vs NC State	12/17/2022	66-70	L	25-60	.417	6-21	.286	10-14	.714	12	18	30	35.8	16	7	9	3	4	66	67.7
Alabama A&M	12/22/2022	70-62	W	22-57	.386	8-34	.235	18-23	.783	17	26	43	36.4	11	14	12	5	6	70	67.9
Southeastern La.	12/30/2022	93-55	W	35-73	.479	14-37	.378	9-11	.818	16	34	50	37.5	13	21	7	9	5	93	69.8
South Carolina	01/03/2023	84-79	Wot	27-60	.450	7-19	.368	23-35	.657	14	30	44	37.9	15	13	13	7	3	84	70.9
at Missouri	01/07/2023	82-85	L	33-68	.485	8-27	.296	8-12	.667	15	31	46	38.5	23	15	14	1	2	82	71.6
at Tennessee	01/10/2023	68-77	L	22-58	.379	6-27	.222	18-20	.900	12	18	30	37.9	15	7	8	4	7	68	71.4
Arkansas	01/14/2023	97-84	W	29-56	.518	10-18	.556	29-36	.806	15	23	38	37.9	20	10	9	5	5	97	72.9
Alabama	01/17/2023	66-78	L	22-73	.301	6-33	.182	16-20	.800	15	28	43	38.2	19	8	9	1	6	66	72.5
at Georgia	01/21/2023	85-82	W	27-56	.482	10-21	.476	21-29	.724	8	22	30	37.8	22	13	10	4	7	85	73.2
Kentucky	01/24/2023	53-69	L	18-55	.327	6-17	.353	11-12	.917	8	16	24	37.1	5	5	4	0	5	53	72.2
at Texas A&M	01/28/2023	66-72	L	23-58	.397	12-32	.375	8-11	.727	11	20	31	36.8	24	16	11	2	5	66	71.9
at Alabama	01/31/2023	44-101	L	16-64	.250	3-30	.100	9-11	.818	15	18	33	36.6	13	6	16	1	7	44	70.6
Ole Miss	02/04/2023	74-71	W	27-62	.435	7-22	.318	13-20	.650	13	28	41	36.8	10	12	7	7	1	74	70.7
Tennessee	02/08/2023	66-65	W	24-55	.436	10-25	.400	8-12	.667	9	20	29	36.5	13	11	8	4	6	66	70.5
at Florida	02/11/2023	88-80	W	28-58	.483	12-23	.522	20-29	.690	5	35	40	36.6	15	14	5	4	2	88	71.2
at South Carolina	02/14/2023	75-64	W	25-65	.385	10-37	.270	15-23	.652	19	29	48	37.1	13	14	9	3	4	75	71.4
Auburn	02/18/2023	67-65	W	20-56	.357	7-18	.389	20-27	.741	13	28	41	37.2	11	14	10	6	6	67	71.2
at LSU	02/22/2023	77-84	L	26-59	.441	11-27	.407	14-23	.609	11	24	35	37.1	20	14	8	11	2	77	71.4
Florida	02/25/2023	88-72	W	31-60	.517	10-24	.417	16-23	.696	13	29	42	37.3	16	10	6	7	1	88	72.0
at Kentucky	03/01/2023	68-66	W	25-62	.403	8-24	.333	10-13	.769	9	26	35	37.2	22	9	9	1	6	68	71.9
Mississippi St.	03/04/2023	77-72	W	26-53	.491	12-25	.480	13-18	.722	8	16	24	36.8	15	12	9	2	7	77	72.0
vs LSU	03/09/2023	77-68	W	26-56	.464	6-22	.273	19-30	.633	12	30	42	37.0	16	9	10	8	5	77	72.2
vs Kentucky	03/10/2023	80-73	W	26-53	.491	10-25	.400	18-20	.900	6	20	26	36.6	16	10	12	1	7	80	72.4
vs Texas A&M	03/11/2023	75-87	L	28-52	.538	9-22	.409	10-15	.667	4	17	21	36.2	18	14	17	1	8	75	72.5
Yale	03/14/2023	71-62	W	22-52	.423	7-23	.304	20-27	.741	9	32	41	36.3	11	9	15	5	5	71	72.5
Michigan	03/18/2023	66-65	W	25-58	.431	6-23	.261	10-12	.833	4	19	23	35.9	20	9	7	2	6	66	72.3
Total		**2602**		**905-2112**	**.429**	**302-891**	**.339**	**490-685**	**.715**	**395**	**899**	**1294**	**35.9**	**589**	**420**	**390**	**160**	**180**	**2602**	**72.3**
Opponents		2578		930-2155	.432	246-784	.314	472-676	.698	416	905	1321	36.7	631	465	371	95	202	2578	71.6

Vanderbilt Averages

Games Played	Points/ game	FG Pct	3FG Pct	FT Pct	Rebounds/ game	Assists/ game	Turnovers/ game	Assist/Turnover ratio	Steals/ game	Blocks/ game
36	72.3	42.9	33.9	71.5	35.9	11.7	10.8	1.1	5.0	4.4

OPPONENT GAME-BY-GAME

				Total		3-Pointers		Free throws		Rebounds										
Opponent	**Date**	**Score**		**FG-FGA**	**PCT**	**3FG-3FGA**	**PCT**	**FT-FTA**	**PCT**	**OFF**	**DEF**	**TOT**	**AVG**	**PF**	**A**	**TO**	**BLK**	**STL**	**PTS**	**AVG**
Memphis	11/07/2022	67-76	L	27-53	.509	5-19	.263	17-19	.895	9	26	35	35.0	18	14	13	2	8	76	76.0
Southern Miss.	11/11/2022	48-60	L	22-63	.349	5-24	.208	11-14	.786	10	32	42	38.5	12	14	9	3	13	60	68.0
at Temple	11/15/2022	89-87	Wot	29-61	.475	14-29	.483	15-23	.652	11	25	36	37.7	18	17	12	3	4	87	74.3
Morehead St.	11/18/2022	76-43	W	17-63	.270	3-27	.111	6-9	.667	6	27	33	36.5	20	7	8	2	5	43	66.5
vs Saint Mary's (CA)	11/23/2022	65-75	L	29-51	.569	3-11	.273	14-25	.560	3	27	30	35.2	17	13	13	5	9	75	68.2
vs Fresno St.	11/24/2022	67-59	W	23-66	.348	4-23	.174	9-12	.750	15	30	45	36.8	20	14	10	2	6	59	66.7
at VCU	11/30/2022	65-70	L	19-44	.432	7-18	.389	25-37	.676	7	22	29	35.7	20	8	15	3	9	70	67.1
Wofford	12/03/2022	65-62	W	24-56	.429	6-18	.333	8-12	.667	8	26	34	35.5	17	12	15	0	7	62	66.5
Pittsburgh	12/07/2022	75-74	W	24-50	.480	12-25	.480	14-21	.667	6	25	31	35.0	16	15	15	5	3	74	67.3
Grambling	12/09/2022	62-64	L	23-59	.390	6-15	.400	12-17	.706	13	16	29	34.4	24	10	7	4	10	64	67.0
vs NC State	12/17/2022	66-70	L	24-58	.414	7-22	.318	15-20	.750	13	25	38	34.7	17	11	7	5	4	70	67.3
Alabama A&M	12/22/2022	70-62	W	26-58	.448	6-15	.400	4-9	.444	8	20	28	34.2	17	16	11	0	5	62	66.8
Southeastern La.	12/30/2022	93-55	W	22-65	.338	1-19	.053	10-15	.667	12	23	35	34.2	13	9	9	0	3	55	65.9
South Carolina	01/03/2023	84-79	Wot	30-72	.417	9-29	.310	10-15	.667	14	24	38	34.5	25	11	11	1	4	79	66.9
at Missouri	01/07/2023	82-85	L	24-57	.421	10-26	.385	27-31	.871	5	22	27	34.0	13	16	6	3	8	85	68.1
at Tennessee	01/10/2023	68-77	L	28-58	.483	7-21	.333	14-15	.933	12	24	36	34.1	15	20	11	5	4	77	68.6
Arkansas	01/14/2023	97-84	W	31-63	.492	7-18	.389	15-24	.625	15	16	31	33.9	30	11	11	6	3	84	69.5
Alabama	01/17/2023	66-78	L	28-64	.438	8-30	.267	14-17	.824	11	36	47	34.7	19	10	14	4	3	78	70.0
at Georgia	01/21/2023	85-82	W	26-59	.441	9-27	.333	21-28	.750	15	25	40	34.9	24	16	12	2	4	82	70.6
Kentucky	01/24/2023	53-69	L	31-55	.564	6-16	.375	1-2	.500	7	30	37	35.1	15	17	10	2	4	69	70.6
at Texas A&M	01/28/2023	66-72	L	22-49	.449	5-19	.263	23-36	.639	12	25	37	35.1	14	12	9	3	4	72	70.6
at Alabama	01/31/2023	44-101	L	36-61	.590	19-41	.463	10-14	.714	10	35	45	35.6	12	29	12	3	10	101	72.0
Ole Miss	02/04/2023	74-71	W	27-74	.365	10-26	.385	7-7	1.000	17	23	40	35.8	16	11	5	4	4	71	72.0
Tennessee	02/08/2023	66-65	W	28-60	.467	7-19	.368	2-3	.667	13	24	37	35.8	12	16	9	2	5	65	71.7
at Florida	02/11/2023	88-80	W	32-67	.478	2-20	.100	14-23	.609	6	30	36	35.8	17	11	3	3	4	80	72.0
at South Carolina	02/14/2023	75-64	W	21-58	.362	7-27	.259	15-18	.833	10	24	34	35.8	18	9	10	1	2	64	71.7
Auburn	02/18/2023	67-65	W	27-62	.435	6-19	.316	5-10	.500	10	25	35	35.7	18	13	9	2	6	65	71.4
at LSU	02/22/2023	77-84	L	27-60	.450	9-21	.429	21-27	.778	13	27	40	35.9	23	15	7	3	6	84	71.9
Florida	02/25/2023	88-72	W	27-63	.429	7-24	.292	11-19	.579	12	19	31	35.7	16	11	4	3	4	72	71.9
at Kentucky	03/01/2023	68-66	W	19-59	.322	3-19	.158	25-35	.714	18	30	48	36.1	12	6	11	3	5	66	71.7
Mississippi St.	03/04/2023	77-72	W	28-61	.459	4-17	.235	12-21	.571	23	22	45	36.4	17	10	14	2	4	72	71.7
vs LSU	03/09/2023	77-68	W	23-69	.333	6-23	.261	16-22	.727	20	22	42	36.6	21	11	8	1	4	68	71.6
vs Kentucky	03/10/2023	80-73	W	28-66	.424	6-25	.240	11-20	.550	21	22	43	36.8	18	11	13	2	9	73	71.6
vs Texas A&M	03/11/2023	75-87	L	31-52	.596	10-19	.526	15-25	.600	8	22	30	36.6	15	20	12	1	8	87	72.1
Yale	03/14/2023	71-62	W	24-66	.364	7-21	.333	7-12	.583	13	25	38	36.6	17	13	11	3	8	62	71.8
Michigan	03/18/2023	66-65	W	23-53	.434	3-12	.250	16-19	.842	10	29	39	36.7	15	6	15	2	3	65	71.6
Total		**2578**		**930-2155**	**.432**	**246-784**	**.314**	**472-676**	**.698**	**416**	**905**	**1321**	**36.7**	**631**	**465**	**371**	**95**	**202**	**2578**	**71.6**
Vanderbilt		2602		905-2112	.429	302-891	.339	490-685	.715	395	899	1294	35.9	589	420	390	160	180	2602	72.3

Opponents Averages

Games Played	Points/ game	FG Pct	3FG Pct	FT Pct	Rebounds/ game	Assists/ game	Turnovers/ game	Assist/Turnover ratio	Steals/ game	Blocks/ game
36	71.6	43.2	31.4	69.8	36.7	12.9	10.3	1.3	5.6	2.6

2022-23 Vanderbilt Men's Basketball
Combined Team Statistics
All games

as of Mar 18, 2023

Game Records

Record	Overall	Home	Away	Neutral
ALL GAMES	22-14	14-5	5-6	3-3
CONFERENCE	11-7	7-2	4-5	0-0
NON-CONFERENCE	11-7	7-3	1-1	3-3

Score by Periods

Team	1st	2nd	OT	TOT
Vanderbilt	1199	1373	30	2602
Opponents	1154	1401	23	2578

Team Box Score

No.	Player				Total		3-Point		F-Throw		Rebounds											
		GP-GS	MIN	AVG	FG-FGA	FG%	3FG-3FGA	3FG%	FT-FTA	FT%	OFF	DEF	TOT	AVG	PF	DQ	A	TO	BLK	STL	PTS	AVG
21	ROBBINS, Liam	26-15	598:19	23.0	123-244	.504	19-52	.365	125-171	.731	66	112	178	6.8	64	1	26	42	82	8	390	15.0
0	LAWRENCE, Tyrin	35-33	1010:44	28.9	162-320	.506	34-95	.358	104-139	.748	19	132	151	4.3	57	0	60	61	5	33	462	13.2
4	WRIGHT, Jordan	33-16	806:14	24.4	122-306	.399	37-120	.308	65-86	.756	37	128	165	5.0	70	0	70	60	8	37	346	10.5
5	MANJON, Ezra	36-24	1023:54	28.4	145-295	.492	9-32	.281	73-100	.730	23	76	99	2.8	68	1	136	51	8	33	372	10.3
10	STUTE, Myles	34-26	874:16	25.7	93-268	.347	74-205	.361	24-36	.667	29	127	156	4.6	79	1	19	45	4	19	284	8.4
12	THOMAS, Trey	32-17	744:42	23.3	62-197	.315	49-162	.302	16-17	.941	14	37	51	1.6	35	0	28	26	2	12	189	5.9
1	SMITH, Colin	35-15	581:26	16.6	53-131	.405	35-90	.389	29-41	.707	29	56	85	2.4	40	0	19	14	3	5	170	4.9
2	SHELBY, Noah	14-0	125:60	9.0	16-51	.314	14-45	.311	6-9	.667	1	6	7	0.5	9	0	3	1	0	1	52	3.7
42	MILLORA-BROWN, Quentin	35-26	641:10	18.3	45-91	.495	1-3	.333	31-52	.596	70	77	147	4.2	81	2	24	23	20	13	122	3.5
3	LEWIS, Paul	24-5	241:17	10.1	25-56	.446	14-34	.412	6-9	.667	6	16	22	0.9	12	0	21	14	0	9	70	2.9
20	ANSONG, Emmanuel	26-2	268:14	10.3	28-65	.431	5-15	.333	5-11	.455	23	26	49	1.9	22	0	5	7	10	4	66	2.5
23	DIA, Malik	19-0	159:21	8.4	17-59	.288	11-32	.344	1-2	.500	9	21	30	1.6	22	0	4	10	5	5	46	2.4
34	DORT, Lee	17-0	111:10	6.5	13-20	.650	0-0	.000	3-10	.300	16	20	36	2.1	25	0	3	10	12	0	29	1.7
25	KEEFFE, Miles	6-1	26:05	4.3	1-4	.250	0-3	.000	2-2	1.000	1	2	3	0.5	1	0	0	0	0	0	4	0.7
22	CALTON, Graham	6-0	30:16	5.0	0-4	.000	0-3	.000	0-0	.000	1	0	1	0.2	4	0	2	0	0	1	0	0.0
11	SAMUELS, Adrian	3-0	06:53	2.3	0-1	.000	0-0	.000	0-0	.000	0	0	0	0.0	0	0	0	0	1	0	0	0.0
Team											51	63	114					26				
Total		**36**	**7250**		**905-2112**	**.429**	**302-891**	**.339**	**490-685**	**.715**	**395**	**899**	**1294**	**35.9**	**589**	**5**	**420**	**390**	**160**	**180**	**2602**	**72.3**
Opponents		**36**	**7250**		**930-2155**	**.432**	**246-784**	**.314**	**472-676**	**.698**	**416**	**905**	**1321**	**36.7**	**631**	**21**	**465**	**371**	**95**	**202**	**2578**	**71.6**

Team Statistics

	VANDY	OPP
Scoring	**2602**	**2578**
Points per game	72.3	71.6
Scoring margin	+0.7	-
Field goals-att	**905-2112**	**930-2155**
Field goal pct	.429	.432
3 point fg-att	**302-891**	**246-784**
3-point FG pct	.339	.314
3-pt FG made per game	8.4	6.8
Free throws-att	**490-685**	**472-676**
Free throw pct	.715	.698
F-Throws made per game	13.6	13.1
Rebounds	**1294**	**1321**
Rebounds per game	35.9	36.7
Rebounding margin	-0.8	-
Assists	**420**	**465**
Assists per game	11.7	12.9
Turnovers	**390**	**371**
Turnovers per game	10.8	10.3
Turnover margin	-0.5	-
Assist/turnover ratio	1.1	1.3
Steals	**180**	**202**
Steals per game	5.0	5.6
Blocks	**160**	**95**
Blocks per game	4.4	2.6
Winning streak	**2**	**-**
Home win streak	7	-
Attendance	**151870**	**123701**
Home games-Avg/Game	19-7993	11-11246
Neutral site-Avg/Game	-	6-9797

Team Results

Date	Opponent		Score	Att.
11/07/2022	Memphis	L	67-76	10380
11/11/2022	Southern Miss.	L	48-60	6175
11/15/2022	at Temple	Wot	89-87	4491
11/18/2022	Morehead St.	W	76-43	5732
11/23/2022	vs Saint Mary's (CA)	L	65-75	2483
11/24/2022	vs Fresno St.	W	67-59	621
11/30/2022	at VCU	L	65-70	7117
12/03/2022	Wofford	W	65-62	5822
12/07/2022	Pittsburgh	W	75-74	5616
12/09/2022	Grambling	L	62-64	5236
12/17/2022	vs NC State	L	66-70	5578
12/22/2022	Alabama A&M	W	70-62	5010
12/30/2022	Southeastern La.	W	93-55	5384
01/03/2023	South Carolina	Wot	84-79	6344
01/07/2023	at Missouri	L	82-85	15061
01/10/2023	at Tennessee	L	68-77	16255
01/14/2023	Arkansas	W	97-84	9362
01/17/2023	Alabama	L	66-78	10517
01/21/2023	at Georgia	W	85-82	10523
01/24/2023	Kentucky	L	53-69	10238
01/28/2023	at Texas A&M	L	66-72	12646
01/31/2023	at Alabama	L	44-101	9513
02/04/2023	Ole Miss	W	74-71	7237
02/08/2023	Tennessee	W	66-65	10483
02/11/2023	at Florida	W	88-80	10024
02/14/2023	at South Carolina	W	75-64	8906
02/18/2023	Auburn	W	67-65	14030
02/22/2023	at LSU	L	77-84	8827
02/25/2023	Florida	W	88-72	10133
03/01/2023	at Kentucky	W	68-66	20338
03/04/2023	Mississippi St.	W	77-72	10544
03/09/2023	vs LSU	W	77-68	14583
03/10/2023	vs Kentucky	W	80-73	17989
03/11/2023	vs Texas A&M	L	75-87	17528
03/14/2023	Yale	W	71-62	5290
03/18/2023	Michigan	W	66-65	8337

2022-23 Vanderbilt Men's Basketball
Combined Team Statistics
In Conference games

as of Mar 07, 2023

Game Records

Record	Overall	Home	Away	Neutral
ALL GAMES	11-7	7-2	4-5	0-0
CONFERENCE	11-7	7-2	4-5	0-0
NON-CONFERENCE	0-0	0-0	0-0	0-0

Score by Periods

Team	1st	2nd	OT	TOT
Vanderbilt	613	695	17	1325
Opponents	609	745	12	1366

Team Box Score

No.	Player				Total		3-Point		F-Throw		Rebounds											
		GP-GS	MIN	AVG	FG-FGA	FG%	3FG-3FGA	3FG%	FT-FTA	FT%	OFF	DEF	TOT	AVG	PF	DQ	A	TO	BLK	STL	PTS	AVG
21	ROBBINS, Liam	13-8	337:49	26.0	68-139	.489	15-30	.500	84-116	.724	41	61	102	7.8	33	1	12	18	45	3	235	18.1
0	LAWRENCE, Tyrin	17-17	498:20	29.3	77-166	.464	17-47	.362	49-67	.731	12	70	82	4.8	25	0	31	20	2	14	220	12.9
4	WRIGHT, Jordan	17-4	382:43	22.5	61-148	.412	24-60	.400	34-44	.773	17	63	80	4.7	41	0	23	29	1	15	180	10.6
5	MANJON, Ezra	18-9	493:20	27.4	69-150	.460	2-14	.143	41-56	.732	10	36	46	2.6	32	0	80	16	4	11	181	10.1
10	STUTE, Myles	18-12	448:53	24.9	40-130	.308	32-103	.311	17-25	.680	17	68	85	4.7	42	0	12	21	2	10	129	7.2
12	THOMAS, Trey	18-13	444:03	24.7	37-113	.327	27-88	.307	14-15	.933	12	23	35	1.9	20	0	12	12	0	6	115	6.4
34	DORT, Lee	3-0	32:37	10.9	7-8	.875	0-0	.000	1-3	.333	7	5	12	4.0	4	0	1	1	3	0	15	5.0
1	SMITH, Colin	18-8	264:59	14.7	22-58	.379	15-40	.375	8-11	.727	16	19	35	1.9	20	0	8	5	1	3	67	3.7
42	MILLORA-BROWN, Quentin	18-12	296:02	16.4	23-42	.548	1-2	.500	15-25	.600	35	38	73	4.1	43	2	11	13	5	7	62	3.4
2	SHELBY, Noah	9-0	82:02	9.1	9-29	.310	7-23	.304	4-5	.800	1	3	4	0.4	4	0	0	1	0	1	29	3.2
20	ANSONG, Emmanuel	12-2	131:20	10.9	15-34	.441	2-8	.250	2-2	1.000	10	8	18	1.5	10	0	3	3	3	3	34	2.8
23	DIA, Malik	7-0	67:29	9.6	7-26	.269	5-11	.455	0-0	.000	5	4	9	1.3	10	0	0	5	4	4	19	2.7
3	LEWIS, Paul	14-4	134:33	9.6	14-32	.438	8-20	.400	1-3	.333	2	8	10	0.7	6	0	10	7	0	5	37	2.6
25	KEEFFE, Miles	2-1	12:32	6.3	0-2	.000	0-2	.000	2-2	1.000	0	0	0	0.0	0	0	0	0	0	0	2	1.0
22	CALTON, Graham	2-0	09:47	4.9	0-1	.000	0-1	.000	0-0	.000	1	0	1	0.5	1	0	0	0	0	0	0	0.0
11	SAMUELS, Adrian	1-0	02:32	2.5	0-0	.000	0-0	.000	0-0	.000	0	0	0	0.0	0	0	0	0	0	0	0	0.0
Team											27	35	62					14				
Total		**18**	**3639**		**449-1078**	**.417**	**155-449**	**.345**	**272-374**	**.727**	**213**	**441**	**654**	**36.3**	**291**	**3**	**203**	**165**	**70**	**82**	**1325**	**73.6**
Opponents		**18**	**3625**		**492-1102**	**.446**	**135-419**	**.322**	**247-345**	**.716**	**223**	**461**	**684**	**38.0**	**316**	**10**	**244**	**168**	**52**	**84**	**1366**	**75.9**

Team Statistics

	VANDY	OPP
Scoring	**1325**	**1366**
Points per game	73.6	75.9
Scoring margin	-2.3	-
Field goals-att	**449-1078**	**492-1102**
Field goal pct	.417	.446
3 point fg-att	**155-449**	**135-419**
3-point FG pct	.345	.322
3-pt FG made per game	8.6	7.5
Free throws-att	**272-374**	**247-345**
Free throw pct	.727	.716
F-Throws made per game	15.1	13.7
Rebounds	**654**	**684**
Rebounds per game	36.3	38.0
Rebounding margin	-1.7	-
Assists	**203**	**244**
Assists per game	11.3	13.6
Turnovers	**165**	**168**
Turnovers per game	9.2	9.3
Turnover margin	+0.2	-
Assist/turnover ratio	1.2	1.5
Steals	**82**	**84**
Steals per game	4.6	4.7
Blocks	**70**	**52**
Blocks per game	3.9	2.9
Winning streak	**3**	**-**
Home win streak	5	-
Attendance	**88888**	**112092**
Home games-Avg/Game	9-9876	9-12455
Neutral site-Avg/Game	-	0-0

Team Results

Date	Opponent		Score	Att.
01/03/2023	South Carolina	Wot	84-79	6344
01/07/2023	at Missouri	L	82-85	15061
01/10/2023	at Tennessee	L	68-77	16255
01/14/2023	Arkansas	W	97-84	9362
01/17/2023	Alabama	L	66-78	10517
01/21/2023	at Georgia	W	85-82	10523
01/24/2023	Kentucky	L	53-69	10238
01/28/2023	at Texas A&M	L	66-72	12646
01/31/2023	at Alabama	L	44-101	9513
02/04/2023	Ole Miss	W	74-71	7237
02/08/2023	Tennessee	W	66-65	10483
02/11/2023	at Florida	W	88-80	10024
02/14/2023	at South Carolina	W	75-64	8906
02/18/2023	Auburn	W	67-65	14030
02/22/2023	at LSU	L	77-84	8827
02/25/2023	Florida	W	88-72	10133
03/01/2023	at Kentucky	W	68-66	20337
03/04/2023	Mississippi St.	W	77-72	10544

TYRIN LAWRENCE

0 Junior // Guard
6'4" // 200
Monticello, Ga.
Sunrise Christian Acad. (Kan.)
TY-rin

COLIN SMITH

1 Freshman // Forward
6'8" // 215
Dallas, Texas
Compass Prep (Ariz.)

NOAH SHELBY

2 Freshman // Guard
6'3" // 180
McKinney, Texas
Greenhill School

PAUL LEWIS

3 Freshman // Guard
6'2" // 170
Woodbridge, Va.
Bishop O'Connell



JORDAN WRIGHT

4 Senior // G/F
6'6" // 220
Baton Rouge, La.
Dunham School

EZRA MANJON

5 Senior // Guard
6'0" // 170
Antioch, Calif.
UC Davis
mon-YOWN

ADRIAN SAMUELS

11 Freshman // Guard
6'5" // 170
Nashville, Tenn.
Univ. School of Nashville

TREY THOMAS

12 Junior // Guard
6'0" // 160
Durham, Ontario, Can.
Crestwood Prep

EMMANUEL ANSONG

20 5th-Yr. Sr. // Forward
6'4" // 195
Bordentown, N.J.
Wisconsin-Green Bay
AN-song

LIAM ROBBINS

21 5th-Yr. Sr. // Forward
7'0" // 250
Davenport, Iowa
Univ. of Minnesota

GRAHAM CALTON

22 Sophomore // Guard
6'6" // 205
Charlotte, N.C.
Charlotte Latin School
CALL-tin

MALIK DIA

23 Freshman // Forward
6'9" // 240
Murfreesboro, Tenn.
Ensworth School
DEE-uh

MILES KEEFFE

25 Freshman // Guard
6'5" // 185
Novato, Calif.
So. California Academy
KEEF

LEE DORT

34 Freshman // Forward
6'10" // 255
McKinney, Texas
Greenhill School

QUENTIN MILLORA-BROWN

42 5th-Yr. Sr. // Forward
6'10" // 245
Lorton, Va.
Rice University
mill-LORE-uh

JERRY STACKHOUSE

Head Coach
4th Season (UNC '99)

MICHAEL CURRY

Associate Head Coach
2nd Season (Georgia Southern '90)

ADAM MAZAREI

Associate Head Coach
4th Season (Redlands '06)
muh-ZAHR-ee (rhymes with Ferrari)

ANDY FOX

Associate Head Coach
4th Season (Cornell [Iowa] '04)