



NEW ORLEANS BASKETBALL

2024-2025 GAME NOTES

FOLLOW US! [f /PrivateersHoops](#) [X @PrivateersHoops](#) [@privateershops](#)
 Contact Chip Merritt Email clmerrit@uno.edu Phone (504) 722-9236

2024-2025 SCHEDULE

ALL TIMES CENTRAL AND SUBJECT TO CHANGE

OVERALL 2-10 | SOUTHLAND 0-2
 HOME 0-1 | AWAY 1-7 | NEUTRAL 1-2 | OVERTIME 1-0

OCTOBER

22 Southern Miss (exhibition) L, 102-105 (OT)

NOVEMBER (2-5)

5 @ Kansas State L, 65-89
 9 Troy L, 61-78
 14 vs. Lindenwood^ W, 82-74
 15 vs. Stonehill^ L, 54-80
 17 @ Robert Morris^ L, 62-73
 22 @ Tulane W, 93-87 (OT)
 27 @ #17 Baylor L, 60-91

DECEMBER (0-5, 0-2 SLC)

7 @ Nicholls* L, 70-73
 15 @ Iowa L, 57-104
 19 @ Texas L, 62-98
 22 @ LSU L, 70-86
 28 @ McNeese* L, 61-86
 30 @ Vanderbilt 6:00 p.m.

JANUARY

4 UTRGV* 5:00 p.m.
 6 Texas A&M-Corpus Christi* 6:30 p.m.
 11 Southeastern* 5:00 p.m.
 13 @ Lamar* 7:00 p.m.
 18 @ East Texas A&M* 2:15 p.m.
 20 @ Northwestern State* 6:30 p.m.
 25 HCU* 5:00 p.m.
 27 UIW* 6:30 p.m.

FEBRUARY

1 @ Southeastern* 3:30 p.m.
 3 Stephen F. Austin* 6:30 p.m.
 8 @ HCU* 3:30 p.m.
 10 @ UIW* 6:30 p.m.
 15 McNeese* 5:00 p.m.
 17 Nicholls* 3:30 p.m.
 22 Northwestern State* 5:00 p.m.
 24 East Texas A&M* 6:30 p.m.

MARCH

1 @ UTRGV* 4:30 p.m.
 3 @ Texas A&M-Corpus Christi* 7:00 p.m.
 9-12 vs. Southland Tournament* TBD

Home Game

* Southland Conference Game
 ^ Urban-Bennett Invitational Hosted by PR3 | hosted by Robert Morris



RECORD 2-10, 0-2 SLC
 NET RANKING 334*

HEAD COACH Stacy Hollowell
 11th Season
 St. Edwards '01 1st at UNO

CAREER RECORD
 Overall 168-88 (.656)
 at UNO 2-10 (.167)
 vs. SLC 0-2 (.000)
 vs. VU 0-0 (.000)



RECORD 11-1, 0-0 SEC
 NET RANKING 37*

HEAD COACH Mark Byington
 13th Season
 UNCW '98 1st at Vanderbilt

CAREER RECORD
 Overall 231-138 (.626)
 at VU 11-1 (.917)
 vs. SEC 0-0 (.000)
 vs. UNO 0-0 (.000)



RECORD 8-4, 1-1 SLC

NET RANKING 184*

WHEN / WHERE
 >> Sat, Jan. 4
 >> Lakefront Arena
 >> New Orleans, La.
 >> 5:00 p.m.

TV / VIDEO
 ESPN+

* as of 12/29/2024

ALL-TIME SERIES Vanderbilt leads 3-0

FOR MORE INFORMATION ON THE ALL-TIME SERIES SEE PAGE 4

NEW LOOK PRIVATEERS IN THE MIDST OF 55TH SEASON

>> The University of New Orleans men's basketball program plays its 55th season under the leadership of first-year head coach Stacy Hollowell - a 2021-2022 NAIA National Championship winner at Loyola New Orleans. Three of his four assistant coaches were part of his staff or played for him during his eight seasons at Loyola New Orleans - Trey Lindsey, Javan Felix, and Andrew Fava.

In addition to a new look coaching staff the Privateers return just three student-athletes from last year's squad - Jah Short, Omarion Henry, and Turk Vincent. Eight transfers (Luke Davis - Midland College, Theo Grant - Temple College, Dae Dae Hunter - Pearl River CC, JR Jacobs - Walters State CC, Grant Kemp - LSU-Alexandria, Kerwin Prince - South Plains College, James White - UAB) and four true freshmen (Leland Coleman, MJ Thomas, Kohan Rowbatham, and Jackson Sowards) fill out the remaining spots on the roster. The Privateers were picked 10th in the Southland poll, with no All-Conference preseason picks.

WHITE COLLECTS SECOND STRAIGHT DOUBLE-DOUBLE AT McNEESE

>> Senior **James White** recorded the fourth double-double of his collegiate career and his third this season on Saturday at McNeese. White finished with 20 points and 10 rebounds. It was his seventh game of 20 or more points this season. Saturday was the first time a Privateer had a double-double in back-to-back games since Turk Vincent in the opening two rounds of the 2023 Southland Conference Tournament.

When MJ Thomas grabbed his 10th rebound in the second half against McNeese, it marked the first time since season's trip to UIW where two Privateers had double-digit rebounding efforts. That afternoon in San Antonio, Tyson Jackson pulled down 13 rebounds, while Turk Vincent finished with 10.

PROJECTED STARTING FIVE (BASED ON LAST GAME)

JR JACOBS
 #1 GUARD

POINTS	5.7
REBOUNDS	1.6
ASSISTS	4.1
STEALS	1.1
MINUTES	29.8

JAH SHORT
 #2 GUARD

POINTS	11.5
REBOUNDS	4.5
ASSISTS	2.1
STEALS	1.6
MINUTES	34.6

JAMES WHITE
 #5 GUARD

POINTS	19.1
REBOUNDS	7.7
ASSISTS	1.6
STEALS	0.3
MINUTES	34.3

DAE DAE HUNTER
 #10 GUARD

POINTS	8.6
REBOUNDS	2.5
ASSISTS	0.5
STEALS	0.9
MINUTES	20.5

MJ THOMAS
 #23 FORWARD

POINTS	8.6
REBOUNDS	6.6
OFF. REBS	3.2
STEALS	1.0
MINUTES	23.4

COVERAGE INFORMATION

TELEVISION None

VIDEO STREAMING [ESPN+](#)
 Play-by-Play Jake Lyman
 Analyst Shan Foster
 Sideline None

RADIO / AUDIO [The Ticket 106.1 FM](#)
 Play-by-Play Jude Young

LIVE STATS [VandyStats.com](#)
 X/TWITTER [@PrivateersHoops](#)

Updated Coverage Information can be found on
 UNOPrivateers.com or on X/Twitter at @PrivateersHoops.



NEW ORLEANS BASKETBALL NEWS & NOTES

MR. EVERYTHING

>> Senior transfer **James White** brings over 50 games of mid major and high major basketball experience to the New Orleans locker room. The Conyers, Ga. native spent two seasons at Ole Miss, overlapping with Hollowell's time as an assistant coach, and made 47 appearances for Kermit Davis' squad. His best game as an Ole Miss Rebel was a double-double in the 2022 SEC Tournament - a win over South Carolina. He made seven appearances for Andy Kennedy's UAB Blazers in an injury riddled season last year, and tallied a double-double in his unofficial UNO debut on Oct. 22 - an exhibition game against Southern Miss.

White has scored in double figures in 11 of 12 games this season, including a league-leading seven games of 20 points or more. **His career-high 31-point outburst at Tulane makes him one of just five Southland Conference student-athletes with 30 or more points in a game this season.** Davion Bailey (UIW) scored 41 at Cal Baptist and 33 vs. Schreiner, Julian Mackey (HCU) scored 32 at ULM, Sincere Parker (McNeese) scored 31 against Longwood, and Addison Patterson (NSU) scored 33 vs. SUNO. **He currently leads the Southland in scoring at 19.2 points per game, good for 34th in the NCAA.**

White also leads the league in rebounding at 7.9 rebounds per game, as well as defensive rebounding per game at 6.58. James has pulled down at least eight rebounds in nine of UNO's 12 games this season. He has three games with double-digit rebounds, including 11 against both Lindenwood and LSU. **He currently ranks 28th in the NCAA in defensive rebounding per game and 84th in rebounds per game.**

His **back-to-back double-doubles against LSU and McNeese** were the first back-to-back double-doubles by a Privateer since Turk Vincent did so in the opening two rounds of the 2023 Southland Conference Tournament against HCU and UIW.

SUMMER OF JAH

>> After a productive offseason working on his shooting, **Jah Short** is shooting nearly 37% (14-of-38) from three in his sophomore campaign. That number is over 15% higher than last season.

UNO's second-leading scorer has made multiple threes in five games so far this season after attempting only 14 (and making three) last season in 33 games (17 starts) as a freshman.

HEAVY WORK LOAD

>> **Jah Short** and **James White** have both seen heavy minutes this season. Jah Short is averaging 34.4 minutes per contest, the most in the Southland and the **57th most minutes in the NCAA.** James White checks in right behind him at 34.1 minutes per contest - second in the Southland and **72nd in the NCAA.** Short has played 40+ minutes twice this season with an almost 43 minute shift against Tulane, while White has also played a pair of 40+ minute games, including 44+ minutes against Tulane.

A STEADY HAND

>> When the Privateers score points, **JR Jacobs** is usually involved. Jacobs is averaging 3.8 assists per contest. Jacobs has had five games of four or more assists this season. **His 12 assists against Troy were the most by a Privateer since Rarlensee Nelson had 14 against Bethune-Cookman in 2012,** and the second most in a game by a Southland student-athlete this season - both Omar Cooper (McNeese), and Jalin Anderson (UIW) managed 13 dimes against the College of Biblical Studies and Our Lady of the Lake respectively.

Jacobs is No. 2 in the Southland in assist to turnover ratio (2.25) and No. 5 in the Southland in assists per game (3.8).

SIZE DOESN'T MATTER

>> Despite being one of the shortest teams in the NCAA with an average height of just under 6-3, **New Orleans is the only school with two of the Southland's top five rebounders. The only other school with two in the top ten in the league is Nicholls.** James White is first in the league at 7.9 rebounds per contest, and in defensive rebounds per game at 6.58. Freshman **MJ Thomas is fourth in the league with 7.0 rebounds per game, and is first in the league with 3.42 offensive rebounds per game (25th in the NCAA).** The Privateers ranks No. 64 in the NCAA at 12.92 offensive rebounds per game.

AGAINST THE SOUTHEASTERN CONFERENCE

>> New Orleans holds an all-time record of 10-48 (172) against current members of the SEC. The Privateers last win against an SEC school was in 2001 at home against LSU, while the last road victory was in 1986 at LSU. UNO is currently 0-2 vs. the SEC this year with losses at Texas, and at LSU.

2024-2025 ROSTER

#	NAME	POS	HT	WT	CL	HOMETOWN	PREVIOUS SCHOOL
1	JR Jacobs	G	5-10	170	So.	Memphis, Ten.	Walters State CC
2	Jah Short	G	6-3	180	So.	Greenville, N.C.	Farmville HS
3	Theo Grant	G	6-3	170	Jr.	Schertz, Texas	Temple College
4	Omarion Henry	F	6-7	195	Jr.	St. Louis, Mo.	Link Year Prep
5	James White	G	6-5	202	Sr.	Conyers, Ga.	UAB
10	Dae Dae Hunter	G	5-11	170	Jr.	Como, Miss.	Pearl River CC
11	Leland Coleman	F	6-8	190	Fr.	Richmond, Va.	Hargrave Military Academy
13	Turk Vincent	G	6-4	215	Sr.	New Orleans, La.	LB Landry HS
15	Grant Kemp	G	5-9	165	Jr.	Madisonville, La.	LSU-Alexandria
20	Luke Davis	F	6-9	220	Sr.	Winterville, N.C.	Midland College
22	Kerwin Prince	F	6-8	225	Sr.	Waterbury, Conn.	South Plains College
23	MJ Thomas	F	6-8	205	Fr.	Denton, Texas	Link Year Prep
24	Kohen Rowbatham	G	6-0	200	Fr.	Metairie, La.	St. Thomas Aquinas HS
32	Jackson Sowards	F	6-7	185	Fr.	Tulsa, Okla.	Metro Christian HS

~~Strikethrough~~ - out indefinitely.

COACHES & STAFF

Head Coach	Stacy Hollowell	St. Edwards '01	1st Season at UNO
Ast. Coach / Recruiting Coordinator	Trey Lindsey	St. Edwards '17	1st Season at UNO
Ast. Coach / Player Relations	Javan Felix	Texas '16	2nd Season at UNO
Ast. Coach / Director of Operations	Andrew Fava	Loyola (N.O.) '22	1st Season at UNO
Ast. Coach	Silvey Dominguez	New Mexico '76	3rd Season at UNO
Graduate Assistant	Andrew Stagni	Loyola (N.O.) '23	1st Season at UNO
Athletic Trainer	Hannah Hampton	Southern Miss '19	2nd Season at UNO

PRONUNCIATIONS | PREFERRED NAMES

1	JR Jacobs	"J-R"
3	Jah Short	"Ja"
4	Omarion Henry	"O-Mah-Ree-Un" Goes by "Omar"
10	Dae Dae Hunter	"Day Day"
13	Jamond Vincent	"Jah-mond" Goes by "Turk"
24	Kohen Rowbatham	"Koe-en Row-bahth-am"
32	Jackson Sowards	"S-oww-ards"
Ast.	Javan Felix	"Juh-vahn" "Fuh-Leaks"

CLASSIFICATION

Seniors		Davis, Prince, Vincent, White
Juniors	4	Grant, Henry, Hunter, Kemp
Sophomores	2	Jacobs, Short
Freshmen	4	Coleman, Thomas, Rowbatham, Sowards
Div. I Transfers	1	White (UAB / Ole Miss)

YEARS IN THE PROGRAM

5th Year 0	None	
4th Year 1	Vincent	
3rd Year 1	Henry	
2nd Year 1	Short	
1st Year	11	Coleman, Davis, Grant, Hunter, Jacobs Kemp, Prince, Rowbatham, Sowards, Thomas, White

HOME STATE

Louisiana	3	Kemp, Rowbatham, Vincent
North Carolina	2	Davis, Short
Texas	2	Grant, Thomas
Conncticut	1	Prince
Georgia	1	White
Mississippi	1	Hunter
Missouri	1	Henry
Oklahoma	1	Sowards
Tennessee	1	Jacobs

BY HEIGHT

6-9	Luke Davis
6-8	Leland Coleman, MJ Thomas, Kerwin Prince
6-7	Omarion Henry, Jackson Sowards
6-5	James White
6-4	Jamond "Turk" Vincent
6-3	Theo Grant, Jah Short
6-0	Kohen Rowbatham
5-11	Dae Dae Hunter
5-10	JR Jacobs
5-9	Grant Kemp

NOTE - New Orleans' average height of just under 6-3 ranks 358th out of 364 Div. I programs, ahead of Prairie View A&M, Utah Tech, Purdue Fort Wayne, Army, Mercyhurst and Navy.



NEW ORLEANS BASKETBALL

THE PATH TO BECOMING PRIVATEERS / LAGNIAPPE

#1 JR JACOBS

2018-2020 Memphis East HS (Memphis, Tenn.)
2020-2022 Bartlett HS (Bartlett, Tenn.)
2022-2023 Southern Illinois (Redshirt)
2023-2024 Walters Community College (RS Freshman)
2024-2025 New Orleans (RS Sophomore)

MISC NOTES - First name is Terrence.

#2 JAH SHORT

2019-2023 Farmville Central HS (Greenville, N.C.)
2023-2024 New Orleans (Freshman)

MISC NOTES -Named All-State in '22-23 in high school.

#3 THEO GRANT

2018-2022 Samuel Clemmons HS (Schertz, TX.)
2022-2024 Temple College
2024-2025 New Orleans (Junior)

MISC NOTES -

#4 OMARION HENRY

2018-2021 Normandy HS (St. Louis, Mo.)
2021-2022 Link Year Prep Academy (Branson, Mo.)
2022-2023 New Orleans (Freshman)

MISC NOTES - Nicknamed "Omar." ... out indefinitely with an injury suffered during summer workouts.

#5 JAMES WHITE

2018-2021 Heritage HS (Conyers, Ga.)
2021-2023 Ole Miss
2023-2024 UAB
2024-2025 New Orleans (Junior)

MISC NOTES - 1st Team All-State twice ... 2021 Region 3 6A POTY ... Three seasons in Div. I before UNO: 3.3ppg, 1.61 rpg, 40.2 FG%, 21.95 3FG%, 44.83 FT%.

#10 DAE DAE HUNTER

2018-2021 North Panola HS (Sardis, Miss.)
2022-2023 Cal State Bakersfield
2023-2024 Pearl River Community College
2024-2025 New Orleans (Junior)

MISC NOTES - First name is Cedquavious ... 24.1 ppg, 30+ points 13 time as a senior at North Panola HS - career high 55 pts.

#11 LELAND COLEMAN

2019-2023 Trinity Episcopal HS (Richmond, Va.)
2023-2024 Hargrave Military Academy (Chatham, Va.)
2024-2025 New Orleans (Freshman)

MISC NOTES - Nicknamed "Boogie."

#13 TURK VINCENT

2017-2021 LB Landry HS (New Orleans, La.)
2021-2022 New Orleans (Freshman)

MISC NOTES - First name is Jamond ... high school known as "Landry Walker" when he was there goes by Turk because his grandmother thought he wobbled around like a turkey when he was a child.

#15 GRANT KEMP

2018-2022 Archbishop Hannan HS (Covington, La.)
2022-2023 Washington College
2023-2024 LSU Alexandria
2024-2025 New Orleans (Junior)

MISC NOTES -

#20 LUKE DAVIS

2017-2021 Moravian Prep (Hudson, N.C.)
2021-2023 Southwestern Illinois
2023-2024 Midland College
2024-2025 New Orleans (Senior)

MISC NOTES - Signed with Tarleton State as a member of the 2023-2024 class but transferred to Midland College without ever playing for Tarleton.

#22 KERWIN PRINCE

2016-2019 Crosby HS (Waterbury, CT)
2019-2020 Notre Dame West Haven Prep (West Haven, CT)
2020-2021 Mercy College
2021-2022 Dodge City Community College (Dodge City, Kan.)
2022-2023 Fairleigh Dickinson (did not play)
2023-2024 South Plains Community College (Levelland, Texas)
2024-2025 New Orleans (Senior)

MISC NOTES - Out indefinitely with an injury suffered during the second possession of the home opener against Troy ... did not play at Fairleigh Dickinson.

#23 MJ THOMAS

2019-2022 Calvert HS (Calvert, Texas)
2022-2023 Denton HS (Denton, Texas)
2023-2024 Link Year Prep Academy (Branson, Mo.)
2024-2025 New Orleans (Freshman)

MISC NOTES -

#24 KOHEN ROWBATHAM

2020-2023 Northshore HS (Hammond, La.)
2023-2024 St. Thomas Aquinas HS (Hammond, La.)
2024-2025 New Orleans (Freshman)

MISC NOTES -

#32 JACKSON SOWARDS

2020-2024 Metro Christian HS (Tulsa, Okla.)
2024-2025 New Orleans (Freshman)

MISC NOTES -

LAGNIAPPE NOTES

"lan-yap" - it's cajun french for a little extra!

ONE MORE BO SHOW

>> Former honorable mention All-American **Bo McCaleb**, who holds both the Privateers' all-time scoring record and the Sun Belt Conference scoring record with 2,679 points, returned to the Lakefront last Saturday to collect his degree in Interdisciplinary Studies - 16 years after he last played for the Privateers.

250 FOR HOLLOWELL

>> Coach Hollowell picked up **career victory No. 168 in his 250th game** as a collegiate head coach against the Tulane Green Wave. It was his second Div. I victory following a win over Lindenwood in the Urban-Bennett MTE. His career record after 250 games was 168-82 (.680) with a pair of conference tournament championships and the 2021-2022 NAIA National Championship while at Loyola New Orleans.

13 YEARS COMING

>> When Coach Hollowell took the floor at Kansas State it marked the first time in 13 years, 8 months and 4 days (4,998 days) that a head coach other than Mark Slessinger sat on the bench for the Privateers. The defeat at to the Wildcats left UNO coaches with a 6-7 all-time mark in their debuts, with the last by win Joe Pasternack - the man Mark Slessinger replaced.

WOLVES RUN IN PACKS

>> Stacy Hollowell's inaugural coaching staff on the Lakefront is full former Loyola connections. Lead assistant Trey Lindsey spent his 2021-2022 season helping Hollowell lead the Wolfpack to a National Championship as an assistant coach. Javan Felix helped the Wolfpack win back-to-back regular season and conference tournament titles in the two seasons after Stacy's departure. Andrew Fava played on Hollowell's national championship team - starting all 38 games that season averaging 9.5 points per game. Graduate assistant Andrew Stagni also played four years - three under Hollowell - at Loyola New Orleans and was a two-time SSSAC All-Academic selection.

1,600 GAMES LATER

>> Against Troy the Privateers played their 1,600th game in program history with a record of 881 wins and 719 losses in those games. The first New Orleans basketball game was a loss to Louisiana College on Dec. 1 1969 - 54 years, 9 months, and 8 days before game No. 1,600. **New Orleans will play its 750th home game on Feb. 22 against Northwestern State.** (including both the Human Performance Center and Lakefront Arena)

FREQUENT FYLER MILES

>> New Orleans will travel 3,657.3 miles during November and December with trips to Moon Township, Waco, Iowa City, Austin, Baton Rouge and Nashville for non conference matchups. **It is the first time in school history the team will play no home games in December.**

AGAINST THE AP TOP-25

>> New Orleans' game in Waco marked the 37th meeting between the Privateers and a member of the Associated Press Top 25. Overall, UNO is just 4-33 in those contests. Away from home against Top 25 teams, UNO is 2-22, with the last win against the top 25 coming at No. 21 NC State almost 20 years ago. TJ Worley hit a game-winning shot with three seconds left, giving UNO a 65-63 victory at the then-RBC Center (now Lenovo Center) in 2007.



NEW ORLEANS BASKETBALL

THE MATCHUP

NEW ORLEANS

SCORING

Total Points
Points Per Game
Scoring Margin

UNO

797
66.4
-18.5

OPPONENTS

1019
84.9
--

SHOOTING

FG: Made-Attempted
FG: Percentage
FG: Per Game
3PT: Made-Attempted
3PT: Percentage
3PT: Per Game
FT: Made-Attempted
FT: Percentage
FT: Per Game

286-738
.388
23.8
77-259
.297
6.4
148-233
.635
12.3

368-775
.475
30.7
117-335
.349
9.8
166-228
.728
13.8

REBOUNDING

Total
Per Game
Margin

434
36.2
-5.8

503
41.9
--

ASSISTS

Total
Per Game

141
11.8

209
17.4

TURNOVERS

Total
Per Game
Margin
Assist/Turnover Ratio
Points Off Turnovers

159
13.3
-1.8
0.9
13.3

138
11.5
--
1.5
15.8

STEALS

Total
Per Game

86
7.2

92
7.7

BLOCKS

Total
Per Game

29
2.4

64
5.3

VANDERBILT

SCORING

Total Points
Points Per Game
Scoring Margin

VANDERBILT

1025
85.4
18.5

OPPONENT

803
66.9
--

SHOOTING

FG: Made-Attempted
FG: Percentage
FG: Per Game
3PT: Made-Attempted
3PT: Percentage
3PT: Per Game
FT: Made-Attempted
FT: Percentage
FT: Per Game

363 - 736
0.493
30.3
100 - 306
0.327
8.3
199 - 271
0.734
16.6

287 - 685
0.419
23.9
84 - 244
0.344
7.0
145 - 212
0.684
12.1

REBOUNDING

Total
Per Game
Margin

439
36.6
2.7

407
33.9
--

ASSISTS

Total
Per Game

185
15.4

139
11.6

TURNOVERS

Total
Per Game
Margin
Assist/Turnover Ratio

115
9.6
--
1.6

191
15.9
6.3
0.7

STEALS

Total
Per Game

125
10.4

68
5.7

BLOCKS

Total
Per Game

54
4.5

40
3.3

ALL-TIME SERIES

OVERALL 0-3 | SOUTHLAND 0-0
HOME 0-0 | AWAY 0-3 | NEUTRAL 0-0 | OVERTIME 0-0

DATE	H/A	RESULT	SCORE
3/21/90	A/1	L	65-88
3/21/94	A/1	L	59-78
12/20/05	A	L	72-78

1 – National Invitational Tournament

FIRST MEETING

L, 65-88 in 1990

LAST MEETING

L, 72-78 in 2005

CURRENT STREAK

L3, current

LONGEST WINNING STREAK

Never won

LONGEST LOSING STREAK

3, current

LARGEST VICTORY

23, in 1990

LARGEST DEFEAT

37, in 2024

UNDER HOLLOWELL

Never met

INDIVIDUAL LEADERS

CATEGORY	NEW ORLEANS	VANDERBILT
Points Per Game	White 19.2	Edwards 18.9
Field Goal Percentage	Thomas .531	McGlockton .659
Three-Point Percentage	White .375	Edwards .394
Free-Throw Percentage	Vincent .786	Edwards .847
Rebounds Per Game	White 7.9	McGlockton 8.1
Off. Rebounds Per Game	Thomas 3.4	McGlockton 3.4
Assists Per Game	Jacobs 3.8	Hoggard 4.0
Steals Per Game	Short 1.6	Tanner 2.4
Blocks Per Game	Thomas, Vincent 0.6	McGlockton 1.6
Minutes Per Game	Short 34.7	Hoggard 24.0



NEW ORLEANS BASKETBALL

GAME BY GAME LEADERS / DOUBLE-FIGURES

GAME BY GAME LEADERS

DATE	OPPONENT	PTS	FGS	3FGS	FTS	REBS	ASSISTS	BLOCKS	STEALS	MINS
10/22	Southern Miss	White, 23	2 with 7	2 with 2	White, 10	White, 12	Jacobs, 7	3 with 1	Jacobs, 4	Jacobs, 38
11/5	@ Kansas State	Short, 19	Short, 7	Jacobs, 3	Short, 3	White, 8	2 with 4	3 with 1	2 with 2	White, 35
11/9	Troy	White, 23	White, 9	White, 3	2 with 2	Thomas, 11	Jacobs, 12	Thomas, 2	Short, 4	White, 30
11/14	vs. Lindenwood	White, 20	2 with 7	White, 4	Thomas, 5	White, 11	Jacobs, 6	2 with 2	Short, 4	Jacobs, 38
11/15	vs. Stonehill	Grant, 15	Grant, 5	Grant, 2	Grant, 3	White, 8	2 with 2	3 with 1	5 with 2	3 with 27
11/17	@ Robert Morris	White, 26	White, 9	White, 3	Short, 7	White, 8	2 with 3	2 with 1	Short, 3	2 with 40
11/22	@ Tulane	White, 31	White, 11	Hunter, 4	White, 7	Thomas, 9	Jacobs, 7	Vincent, 2	Thomas, 3	White, 44
11/27	@ #17 Baylor	Hunter, 18	Hunter, 6	Hunter, 6	White, 5	2 with 7	White, 5	2 with 1	2 with 1	Short, 33
12/7	@ Nicholls	Thomas, 16	2 with 6	2 with 2	Vincent, 5	2 with 9	Jacobs, 4	Vincent, 1	2 with 2	Short, 40
12/15	@ Iowa	White, 24	White, 11	Kemp, 2	Thomas, 2	Short, 11	Jacobs, 3	Thomas, 1	2 with 2	2 with 33
12/19	@ Texas	Hunter, 16	Hunter, 6	Hunter, 4	White, 8	Thomas, 9	Jacobs, 3	None	2 with 1	Short, 38
12/22	@ LSU	White, 24	White, 9	2 with 3	Thomas, 5	White, 11	Jacobs, 3	Short, 1	White, 3	White, 37
12/28	@ McNeese	White, 20	White, 8	2 with 2	Thomas, 3	Thomas, 11	Short, 4	2 with 1	Grant, 2	Short, 35
12/30	@ Vanderbilt									
1/4	UTRGV									
1/6	Texas A&M-Corpus Christi									
1/11	Southeastern									
1/13	@ Lamar									
1/18	@ East Texas A&M									
1/20	@ Northwestern State									
1/25	HCU									
1/27	UIW									
2/1	@ Southeastern									
2/3	Stephen F. Austin									
2/8	@ HCU									
2/10	@ UIW									
2/15	McNeese									
2/17	Nicholls									
2/24	East Texas A&M									
3/1	@ UTRGV									
3/3	@ Texas A&M-Corpus Christi									
3/9-12	vs. Southland Tournament									

NOTE - *Italics* denotes an exhibition game.

CAREER DOUBLE AND TRIPLE DOUBLES AT UNO

CAREER DOUBLE--DOUBLES

NAME	TOTALS	OPPONENT	DATE
Jah Short (1)	14 pts, 13 rebs.	SUNO	11/11/23
Turk Vincent (1)	10 pts, 13 rebs.	HCU	1/7/23
Turk Vincent (2)	12 pts, 12 rebs.	UIW	1/12/23
Turk Vincent (3)	20 pts, 11 rebs.	Nicholls	2/23/23
Turk Vincent (4)	18 pts, 13 rebs.	HCU	3/5/23*
Turk Vincent (5)	18 pts, 13 rebs.	Southeastern	3/6/23*
Turk Vincent (6)	14 pts, 12 rebs.	Birmingham Southern	12/13/23
Turk Vincent (7)	16 pts, 12 rebs.	Texas A&M-Commerce	1/8/24
Turk Vincent (8)	16 pts, 10 rebs.	UIW	3/2/24
James White (1)	20pts, 11 rebs.	Lindenwood	11/14/24
James White (2)	24 pts, 11 rebs.	LSU	12/22/24^
James White (3)	20 pts, 10 rebs.	McNeese	12/28/24^

* Southland Tournament

^ back-to-back games - first since Turk Vincent in the 2023 Southland Tournament.

CAREER TRIPLE-DOUBLES

#	NAME	POINTS	REBOUNDS	ASSISTS	STEALS
	None				

NOTE - The last Privateer triple-double was by Travin Thibodaux (10 points, 11 assists, and 10 rebound) against Florida College on Nov. 25, 2016, just the third in school history.

NOTE - Bold denotes this season.

CAREER DOUBLE-FIGURE GAMES AT UNO

POINTS	2024-25	2023-24	2022-23	2021-22	TOTAL	STREAK
Turk Vincent	0	12	10	0	22	None
Jah Short	7	8	-	-	15	None
James White	11	-	-	-	11	5
Omarion Henry	0	1	8	-	9	None
Dae Dae Hunter	6	-	-	-	6	None
MJ Thomas	5	-	-	-	5	None
JR Jacobs	3	-	-	-	3	None
Theo Grant	2	-	-	-	2	1
FIELD GOALS	2024-25	2023-24	2022-23	2021-22	TOTAL	STREAK
James White	2	-	-	-	2	None
FREE THROWS	2024-25	2023-24	2022-23	2021-22	TOTAL	STREAK
None	-	-	-	-	-	None
REBOUNDS	2024-25	2023-24	2022-23	2021-22	TOTAL	STREAK
Turk Vincent	0	3	5	0	8	None
James White	3	-	-	-	3	2
Jah Short	1	1	-	-	2	None
MJ Thomas	2	-	-	-	2	1
ASSISTS	2024-25	2023-24	2022-23	2021-22	TOTAL	STREAK
JR Jacobs	1	-	-	-	1	None

CAREER 20-POINT GAMES AT UNO

NAME	POINTS	OPPONENT	DATE
Turk Vincent (1)	20	Texas A&M-Comm.	2/16/23
Turk Vincent (2)	20	Nicholls	2/23/23
Turk Vincent (3)	22	Lamar	2/25/23
James White (1)	23	Troy	11/9/24
James White (2)	20	Lindenwood	11/14/24
James White (3)	26	Robert Morris	11/17/24
James White (4)	31	Tulane	11/22/24
James White (5)	24	Iowa	11/15/24
James White (6)	24	LSU	12/22/24
James White (7)	20	McNeese	12/28/24

NOTE - Bold denotes this season.



NEW ORLEANS BASKETBALL

FIRST BASKET / FIRST OFF THE BENCH / DUNK TRACKER

GAME BY GAME

DATE	OPPONENT	FIRST BASKET	TYPE	TIME	SCORE	FIRST OFF THE BENCH	REPLACED	TIME
10/22	Southern Miss	Prince	Layup	19:24	2-3	Hunter, Thomas	Prince, White	16:22
11/5	@ Kansas State	Jacobs	Three	19:28	3-0	Thomas	Prince	17:15
11/9	Troy	Prince	Layup	19:16	2-0	Davis	Prince	19:15
11/14	vs. Lindenwood	Jacobs	Jumper	17:54	2-0	Davis	Thomas	12:24
11/15	vs. Stonehill	Vincent	Three	16:56	3-5	Hunter	White	16:16
11/17	@ Robert Morris	White	Layup	19:02	2-0	Coleman	Davis	18:16
11/22	@ Tulane	Short	Layup	19:16	2-0	Davis	Thomas	15:41
11/27	@ #17 Baylor	Hunter	Three	17:59	3-6	Davis	Thomas	16:31
12/7	@ Nicholls	Thomas	Layup	19:39	2-0	Jacobs, Hunter	Vincent, Rowbatham	13:57
12/15	@ Iowa	Thomas	Layup	19:23	2-3	Thomas	Davis	15:57
12/19	@ Texas	Jacobs	Jumper	12:22	2-16	Kemp	Jacobs	17:53
12/22	@ LSU	Hunter	Free Throw	19:25	1-2	Davis	Thomas	7:26
12/28	@ McNeese	Grant	Three	15:39	3-10	Thomas	Davis	18:14
12/30	@ Vanderbilt							
1/4	UTRGV							
1/6	Texas A&M-Corpus Christi							
1/11	Southeastern							
1/13	@ Lamar							
1/18	@ East Texas A&M							
1/20	@ Northwestern State							
1/25	HCU							
1/27	UIW							
2/1	@ Southeastern							
2/3	Stephen F. Austin							
2/8	@ HCU							
2/10	@ UIW							
2/15	McNeese							
2/17	Nicholls							
2/24	East Texas A&M							
3/1	@ UTRGV							
3/3	@ Texas A&M-Corpus Christi							
3/9-12	vs. Southland Tournament							

NOTE - Italics denotes an exhibition game.

DUNK TRACKER (22)

OPPONENT	DUNKER	TYPE	WHEN
at Kansas State	Vincent (1)	RH in lane	2:03 1H
at Kansas State	White (1)	2H fastbreak*	0:10 2H
vs. Lindenwood	Thomas (1)	2H backdoor cut	14:03 1H
vs. Lindenwood	Short (1)	2H fastbreak*	13:37 2H
vs. Lindenwood	Short (2)	RH fastbreak*	12:25 2H
vs. Lindenwood	Short (3)	RH fastbreak*	11:28 2H
vs. Stonehill	Thomas (2)	2H in lane	15:25 1H
vs. Stonehill	Thomas (3)	2H in lane	11:54 1H
vs. Stonehill	Grant (1)	2H fastbreak	1:23 2H
vs. Stonehill	Grant (2)	2H fastbreak*	0:50 2H
at Robert Morris	White (2)	2H fastbreak	12:01 1H
at Robert Morris	Grant (3)	Alley-oop from White	2:12 1H
at Tulane	Grant (4)	2H fastbreak	3:58 1H
at Tulane	Grant (5)	2H fastbreak	0:01 1H
at Tulane	White (3)	2H fastbreak^	15:50 2H
at Tulane	Short (4)	RH in lane	2:40 OT
at #17 Baylor	Coleman (1)	2H under basket	11:37 2H
at Iowa	Thomas (4)	2H in lane	2:14 1H
at Iowa	Thomas (5)	2H in lane	18:02 2H
at Texas	Thomas (6)	2H in lane	14:29 2H
at McNeese	Grant (6)	2H backdoor cut	18:21 2H
at McNeese	Vincent (2)	Alley-oop from White	17:58 2H

MOST DUNKS

MJ Thomas	6
Theo Grant	6
Jah Short	4
James White	3
Leland Coleman	1
Turk Vincent	2

KEY

*directly off of a steal
 RH - right handed dunk
 LH - left handed dunk
 2H - two-handed dunk
 ^ - pass off the backboard from Dae Dae Hunter

NOTE - New Orleans is 22-of-27 on dunk attempts this season.



NEW ORLEANS BASKETBALL

SEASON STATISTICS

Game Records

Record	Overall	Home	Away	Neutral
ALL GAMES	2-10	0-1	1-8	1-1
CONFERENCE	0-2	0-0	0-2	0-0
NON-CONFERENCE	2-8	0-1	1-6	1-1

Score by Periods

Team	1st	2nd	OT	TOT
New Orleans	340	443	14	797
Opponents	490	521	8	1019

Team Box Score

No.	Player	Total			3-Point			F-Throw		Rebounds				PF DQ A TO BLK STL				PTS	AVG			
		GP-GS	MIN	AVG	FG-FGA	FG%	3FG-3FGA	3FG%	FT-FTA	FT%	OFF	DEF	TOT	AVG	P	D	A			T	B	S
5	WHITE, James	12-12	410:44	34.2	87-212	.410	21-56	.375	35-54	.648	16	79	95	7.9	12	0	21	30	3	8	230	19.2
2	SHORT, Jah	12-12	415:19	34.6	48-116	.414	14-38	.368	22-39	.564	16	36	52	4.3	14	0	27	28	5	19	132	11.0
23	THOMAS, MJ	12-8	290:04	24.2	34-64	.531	0-0	.000	32-46	.696	41	43	84	7.0	46	4	7	15	7	11	100	8.3
10	HUNTER, Dae Dae	12-7	240:25	20.0	29-83	.349	23-63	.365	17-22	.773	2	26	28	2.3	31	1	6	8	0	10	98	8.2
1	JACOBS, JR	12-12	338:56	28.2	22-77	.286	9-42	.214	10-14	.714	3	16	19	1.6	23	1	45	20	1	12	63	5.3
3	GRANT, Theo	11-0	107:05	9.7	18-39	.462	5-17	.294	8-18	.444	5	6	11	1.0	7	0	1	6	1	4	49	4.5
22	PRINCE, Kerwin	2-2	17:42	8.9	4-8	.500	0-0	.000	0-0	.000	2	3	5	2.5	3	0	1	1	0	0	8	4.0
13	VINCENT, Jamond	12-5	276:23	23.0	16-69	.232	3-26	.115	11-14	.786	16	26	42	3.5	11	0	19	17	7	11	46	3.8
20	DAVIS, Luke	12-2	145:07	12.1	9-27	.333	0-3	.000	8-15	.533	11	20	31	2.6	25	0	4	9	1	2	26	2.2
24	ROWBATHAM, Kohen	11-0	75:55	6.9	9-19	.474	0-4	.000	3-7	.429	2	3	5	0.5	11	0	8	10	0	3	21	1.9
15	KEMP, Grant	8-0	41:32	5.2	5-12	.417	2-8	.250	0-2	.000	3	2	5	0.6	6	0	2	2	0	3	12	1.5
11	COLEMAN, Leland	10-0	55:27	5.5	5-10	.500	0-2	.000	2-2	1.000	3	3	6	0.6	11	0	0	3	4	3	12	1.2
32	SOWARDS, Jackson	7-0	10:22	1.5	0-2	.000	0-0	.000	0-0	.000	1	0	1	0.1	0	0	0	0	0	0	0	0.0
Team											34	16	50				10					
Total		12	2425		286-738	.388	77-259	.297	148-233	.635	155	279	434	36.2	200	6	141	159	29	86	797	66.4
Opponents		12	2425		368-775	.475	117-335	.349	166-228	.728	166	337	503	41.9	201	3	209	138	64	92	1019	84.9

Team Statistics

	UNO	OPP
Scoring	797	1019
Points per game	66.4	84.9
Scoring margin	-18.5	-
Field goals-att	286-738	368-775
Field goal pct	.388	.475
3 point fg-att	77-259	117-335
3-point FG pct	.297	.349
3-pt FG made per game	6.4	9.8
Free throws-att	148-233	166-228
Free throw pct	.635	.728
F-Throws made per game	12.3	13.8
Rebounds	434	503
Rebounds per game	36.2	41.9
Rebounding margin	-5.8	-
Assists	141	209
Assists per game	11.8	17.4
Turnovers	159	138
Turnovers per game	13.3	11.5
Turnover margin	-1.8	-
Assist/turnover ratio	0.9	1.5
Steals	86	92
Steals per game	7.2	7.7
Blocks	29	64
Blocks per game	2.4	5.3
Winning streak	0	-
Home win streak	0	-
Attendance	1028	50451
Home games-Avg/Game	1-1028	9-5606
Neutral site-Avg/Game	-	2-0

Team Results

Date	Opponent		Score	Att.
11/05/2024	at Kansas St.	L	65-89	9155
11/09/2024	Troy	L	61-78	1028
11/14/2024	vs Lindenwood	W	82-74	0
11/15/2024	vs Stonehill	L	54-80	0
11/17/2024	at Robert Morris	L	62-73	576
11/22/2024	at Tulane	Wot	93-87	1293
11/27/2024	at Baylor	L	60-91	7500
12/07/2024	at Nicholls	L	70-73	544
12/15/2024	at Iowa	L	57-104	9410
12/19/2024	at Texas	L	62-98	10565
12/22/2024	at LSU	L	70-86	8278
12/28/2024	at McNeese	L	61-86	3130



NEW ORLEANS BASKETBALL

OVERALL SEASON / CAREER STATISTICS

Summary

Player	Season Statistics										Career Statistics									
	GP-GS	MIN/G	FG%	3FG%	FT%	R/G	A/G	STL	BLK	PTS/G	GP-GS	MIN/G	FG%	3FG%	FT%	R/G	A/G	STL	BLK	PTS/G
COLEMAN, Leland	10-0	5.5	.500	.000	1.000	0.6	0.0	3	4	1.2	10-0	5.5	.500	.000	1.000	0.6	0.0	3	4	1.2
DAVIS, Luke	12-2	12.1	.333	.000	.533	2.6	0.3	2	1	2.2	12-2	12.1	.333	.000	.533	2.6	0.3	2	1	2.2
GRANT, Theo	11-0	9.7	.462	.294	.444	1.0	0.1	4	1	4.5	11-0	9.7	.462	.294	.444	1.0	0.1	4	1	4.5
HUNTER, Dae Dae	12-7	20.0	.349	.365	.773	2.3	0.5	10	0	8.2	44-9	14.5	.326	.317	.750	1.4	0.4	23	1	4.4
JACOBS, JR	12-12	28.2	.286	.214	.714	1.6	3.8	12	1	5.3	12-12	28.2	.286	.214	.714	1.6	3.8	12	1	5.3
KEMP, Grant	8-0	5.2	.417	.250	.000	0.6	0.3	3	0	1.5	31-8	13.3	.330	.318	.628	2.2	1.4	25	0	3.2
PRINCE, Kerwin	2-2	8.9	.500	.000	.000	2.5	0.5	0	0	4.0	9-7	26.8	.570	.333	.704	9.4	1.6	11	9	16.1
ROWBATHAM, Kohen	11-0	6.9	.474	.000	.429	0.5	0.7	3	0	1.9	11-0	6.9	.474	.000	.429	0.5	0.7	3	0	1.9
SHORT, Jah	12-12	34.6	.414	.368	.564	4.3	2.3	19	5	11.0	45-29	26.1	.446	.327	.618	3.7	1.5	61	18	7.5
SOWARDS, Jackson	7-0	1.5	.000	.000	.000	0.1	0.0	0	0	0.0	7-0	1.5	.000	.000	.000	0.1	0.0	0	0	0.0
THOMAS, MJ	12-8	24.2	.531	.000	.696	7.0	0.6	11	7	8.3	12-8	24.2	.531	.000	.696	7.0	0.6	11	7	8.3
VINCENT, Jamond	12-5	23.0	.232	.115	.786	3.5	1.6	11	7	3.8	83-48	21.6	.412	.176	.684	4.6	1.2	55	42	6.4
WHITE, James	12-12	34.2	.410	.375	.648	7.9	1.8	8	3	19.2	66-23	15.3	.406	.309	.578	2.8	0.9	18	7	6.2

Scoring

Player	Season Statistics								Career Statistics							
	FG-FGA	FG%	3FG-3FGA	3FG%	FT-FTA	FT%	PTS	PTS/G	FG-FGA	FG%	3FG-3FGA	3FG%	FT-FTA	FT%	PTS	PTS/G
COLEMAN, Leland	5-10	.500	0-2	.000	2-2	1.000	12	1.2	5-10	.500	0-2	.000	2-2	1.000	12	1.2
DAVIS, Luke	9-27	.333	0-3	.000	8-15	.533	26	2.2	9-27	.333	0-3	.000	8-15	.533	26	2.2
GRANT, Theo	18-39	.462	5-17	.294	8-18	.444	49	4.5	18-39	.462	5-17	.294	8-18	.444	49	4.5
HUNTER, Dae Dae	29-83	.349	23-63	.365	17-22	.773	98	8.2	63-193	.326	39-123	.317	30-40	.750	195	4.4
JACOBS, JR	22-77	.286	9-42	.214	10-14	.714	63	5.3	22-77	.286	9-42	.214	10-14	.714	63	5.3
KEMP, Grant	5-12	.417	2-8	.250	0-2	.000	12	1.5	29-88	.330	14-44	.318	27-43	.628	99	3.2
PRINCE, Kerwin	4-8	.500	0-0	.000	0-0	.000	8	4.0	53-93	.570	1-3	.333	38-54	.704	145	16.1
ROWBATHAM, Kohen	9-19	.474	0-4	.000	3-7	.429	21	1.9	9-19	.474	0-4	.000	3-7	.429	21	1.9
SHORT, Jah	48-116	.414	14-38	.368	22-39	.564	132	11.0	127-285	.446	17-52	.327	68-110	.618	339	7.5
SOWARDS, Jackson	0-2	.000	0-0	.000	0-0	.000	0	0.0	0-2	.000	0-0	.000	0-0	.000	0	0.0
THOMAS, MJ	34-64	.531	0-0	.000	32-46	.696	100	8.3	34-64	.531	0-0	.000	32-46	.696	100	8.3
VINCENT, Jamond	16-69	.232	3-26	.115	11-14	.786	46	3.8	205-498	.412	19-108	.176	106-155	.684	535	6.4
WHITE, James	87-212	.410	21-56	.375	35-54	.648	230	19.2	165-406	.406	30-97	.309	48-83	.578	408	6.2

Totals

Player	Season Statistics									Career Statistics						
	O-REB	D-REB	TOTAL	PF	FO	A	TO	A/TO	O-REB	D-REB	TOTAL	PF	FO	A	TO	A/TO
COLEMAN, Leland	3	3	6	11	0	0	3	0.0	3	3	6	11	0	0	3	0.0
DAVIS, Luke	11	20	31	25	0	4	9	0.4	11	20	31	25	0	4	9	0.4
GRANT, Theo	5	6	11	7	0	1	6	0.2	5	6	11	7	0	1	6	0.2
HUNTER, Dae Dae	2	26	28	31	1	6	8	0.8	5	57	62	81	2	19	23	0.8
JACOBS, JR	3	16	19	23	1	45	20	2.3	3	16	19	23	1	45	20	2.3
KEMP, Grant	3	2	5	6	0	2	2	1.0	21	48	69	41	1	42	24	1.8
PRINCE, Kerwin	2	3	5	3	0	1	1	1.0	36	49	85	15	0	14	21	0.7
ROWBATHAM, Kohen	2	3	5	11	0	8	10	0.8	2	3	5	11	0	8	10	0.8
SHORT, Jah	16	36	52	14	0	27	28	1.0	69	99	168	73	1	69	52	1.3
SOWARDS, Jackson	1	0	1	0	0	0	0	0.0	1	0	1	0	0	0	0	0.0
THOMAS, MJ	41	43	84	46	4	7	15	0.5	41	43	84	46	4	7	15	0.5
VINCENT, Jamond	16	26	42	11	0	19	17	1.1	115	267	382	110	0	101	107	0.9
WHITE, James	16	79	95	12	0	21	30	0.7	33	149	182	57	0	57	56	1.0



NEW ORLEANS BASKETBALL

CONFERENCE ONLY SEASON / CAREER STATISTICS

Summary

Player	Season Statistics										Career Statistics									
	GP-GS	MIN/G	FG%	3FG%	FT%	R/G	A/G	STL	BLK	PTS/G	GP-GS	MIN/G	FG%	3FG%	FT%	R/G	A/G	STL	BLK	PTS/G
COLEMAN, Leland	2-0	3.5	1.000	.000	1.000	0.5	0.0	0	0	2.0	2-0	3.5	1.000	.000	1.000	0.5	0.0	0	0	2.0
DAVIS, Luke	2-1	6.9	.400	.000	.000	1.0	0.5	1	0	2.0	2-1	6.9	.400	.000	.000	1.0	0.5	1	0	2.0
GRANT, Theo	2-0	14.2	.500	.200	.000	0.5	0.0	2	0	6.5	2-0	14.2	.500	.200	.000	0.5	0.0	2	0	6.5
HUNTER, Dae Dae	2-2	18.3	.143	.200	.800	3.0	0.0	1	0	3.5	21-4	12.9	.308	.265	.647	1.4	0.2	10	0	2.9
JACOBS, JR	2-2	19.2	.500	.400	1.000	0.5	2.0	1	0	6.0	2-2	19.2	.500	.400	1.000	0.5	2.0	1	0	6.0
KEMP, Grant	1-0	4.2	.000	.000	.000	1.0	0.0	0	0	0.0	18-4	14.3	.231	.208	.632	2.8	1.4	12	0	2.9
ROWBATHAM, Kohen	2-0	9.8	.500	.000	.000	1.0	1.5	2	0	3.0	2-0	9.8	.500	.000	.000	1.0	1.5	2	0	3.0
SHORT, Jah	2-2	37.5	.353	.444	.400	3.0	2.5	1	0	9.0	20-17	29.8	.409	.304	.578	3.6	1.8	26	8	6.9
SOWARDS, Jackson	1-0	1.6	.000	.000	.000	0.0	0.0	0	0	0.0	1-0	1.6	.000	.000	.000	0.0	0.0	0	0	0.0
THOMAS, MJ	2-1	32.2	.583	.000	.636	10.0	0.5	1	1	10.5	2-1	32.2	.583	.000	.636	10.0	0.5	1	1	10.5
VINCENT, Jamond	2-0	24.5	.214	.000	.833	6.0	1.5	2	2	5.5	38-28	24.1	.454	.222	.711	5.2	1.5	26	23	7.9
WHITE, James	2-2	31.2	.452	.300	.571	7.5	2.0	0	0	17.5	28-7	12.9	.451	.306	.381	1.8	0.8	4	2	4.6

Scoring

Player	Season Statistics								Career Statistics							
	FG-FGA	FG%	3FG-3FGA	3FG%	FT-FTA	FT%	PTS	PTS/G	FG-FGA	FG%	3FG-3FGA	3FG%	FT-FTA	FT%	PTS	PTS/G
COLEMAN, Leland	1-1	1.000	0-0	.000	2-2	1.000	4	2.0	1-1	1.000	0-0	.000	2-2	1.000	4	2.0
DAVIS, Luke	2-5	.400	0-1	.000	0-0	.000	4	2.0	2-5	.400	0-1	.000	0-0	.000	4	2.0
GRANT, Theo	6-12	.500	1-5	.200	0-1	.000	13	6.5	6-12	.500	1-5	.200	0-1	.000	13	6.5
HUNTER, Dae Dae	1-7	.143	1-5	.200	4-5	.800	7	3.5	20-65	.308	9-34	.265	11-17	.647	60	2.9
JACOBS, JR	4-8	.500	2-5	.400	2-2	1.000	12	6.0	4-8	.500	2-5	.400	2-2	1.000	12	6.0
KEMP, Grant	0-0	.000	0-0	.000	0-1	.000	0	0.0	12-52	.231	5-24	.208	24-38	.632	53	2.9
ROWBATHAM, Kohen	3-6	.500	0-2	.000	0-0	.000	6	3.0	3-6	.500	0-2	.000	0-0	.000	6	3.0
SHORT, Jah	6-17	.353	4-9	.444	2-5	.400	18	9.0	52-127	.409	7-23	.304	26-45	.578	137	6.9
SOWARDS, Jackson	0-0	.000	0-0	.000	0-0	.000	0	0.0	0-0	.000	0-0	.000	0-0	.000	0	0.0
THOMAS, MJ	7-12	.583	0-0	.000	7-11	.636	21	10.5	7-12	.583	0-0	.000	7-11	.636	21	10.5
VINCENT, Jamond	3-14	.214	0-4	.000	5-6	.833	11	5.5	109-240	.454	12-54	.222	69-97	.711	299	7.9
WHITE, James	14-31	.452	3-10	.300	4-7	.571	35	17.5	55-122	.451	11-36	.306	8-21	.381	129	4.6

Totals

Player	Season Statistics									Career Statistics						
	O-REB	D-REB	TOTAL	PF	FO	A	TO	A/TO	O-REB	D-REB	TOTAL	PF	FO	A	TO	A/TO
COLEMAN, Leland	0	1	1	3	0	0	1	0.0	0	1	1	3	0	0	1	0.0
DAVIS, Luke	2	0	2	4	0	1	1	1.0	2	0	2	4	0	1	1	1.0
GRANT, Theo	1	0	1	1	0	0	1	0.0	1	0	1	1	0	0	1	0.0
HUNTER, Dae Dae	0	6	6	4	0	0	0	0.0	3	27	30	35	1	5	8	0.6
JACOBS, JR	0	1	1	2	0	4	3	1.3	0	1	1	2	0	4	3	1.3
KEMP, Grant	1	0	1	0	0	0	0	0.0	13	37	50	23	0	25	17	1.5
ROWBATHAM, Kohen	1	1	2	4	0	3	2	1.5	1	1	2	4	0	3	2	1.5
SHORT, Jah	1	5	6	4	0	5	7	0.7	31	40	71	44	0	36	21	1.7
SOWARDS, Jackson	0	0	0	0	0	0	0	0.0	0	0	0	0	0	0	0	0.0
THOMAS, MJ	8	12	20	9	1	1	3	0.3	8	12	20	9	1	1	3	0.3
VINCENT, Jamond	6	6	12	2	0	3	3	1.0	63	133	196	65	0	56	53	1.1
WHITE, James	2	13	15	1	0	4	5	0.8	7	42	49	26	0	22	20	1.1



NEW ORLEANS BASKETBALL

HOME SEASON / CAREER STATISTICS

Summary

Player	Season Statistics										Career Statistics									
	GP-GS	MIN/G	FG%	3FG%	FT%	R/G	A/G	STL	BLK	PTS/G	GP-GS	MIN/G	FG%	3FG%	FT%	R/G	A/G	STL	BLK	PTS/G
COLEMAN, Leland	1-0	10.2	1.000	.000	.000	1.0	0.0	1	1	2.0	1-0	10.2	1.000	.000	.000	1.0	0.0	1	1	2.0
DAVIS, Luke	1-0	16.7	.000	.000	.500	3.0	0.0	0	1	1.0	1-0	16.7	.000	.000	.500	3.0	0.0	0	1	1.0
GRANT, Theo	1-0	8.3	.500	.000	.500	0.0	0.0	0	0	3.0	1-0	8.3	.500	.000	.500	0.0	0.0	0	0	3.0
HUNTER, Dae Dae	1-0	11.7	.000	.000	1.000	0.0	1.0	0	0	2.0	14-1	12.0	.373	.300	.667	0.8	0.4	7	1	3.7
JACOBS, JR	1-1	36.9	.091	.000	.000	1.0	12.0	2	0	2.0	1-1	36.9	.091	.000	.000	1.0	12.0	2	0	2.0
KEMP, Grant	1-0	6.0	1.000	.000	.000	1.0	0.0	1	0	2.0	10-1	11.4	.385	.467	.542	2.3	1.4	6	0	4.0
PRINCE, Kerwin	1-1	0.8	1.000	.000	.000	0.0	0.0	0	0	2.0	5-5	26.0	.533	.000	.686	10.6	2.2	5	5	14.4
ROWBATHAM, Kohen	1-0	8.0	1.000	.000	.500	1.0	0.0	1	0	3.0	1-0	8.0	1.000	.000	.500	1.0	0.0	1	0	3.0
SHORT, Jah	1-1	22.1	.462	.333	.250	1.0	1.0	4	1	14.0	14-8	24.1	.476	.125	.526	3.5	1.5	21	6	7.1
SOWARDS, Jackson	1-0	0.9	.000	.000	.000	0.0	0.0	0	0	0.0	1-0	0.9	.000	.000	.000	0.0	0.0	0	0	0.0
THOMAS, MJ	1-0	21.9	.500	.000	.333	11.0	0.0	0	2	3.0	1-0	21.9	.500	.000	.333	11.0	0.0	0	2	3.0
VINCENT, Jamond	1-1	27.3	.250	.000	.000	3.0	0.0	0	0	4.0	31-18	22.2	.417	.188	.644	4.9	1.6	22	15	7.0
WHITE, James	1-1	29.3	.500	.600	.500	8.0	1.0	1	0	23.0	29-3	10.4	.386	.280	.588	1.7	0.8	5	1	3.6

Scoring

Player	Season Statistics								Career Statistics							
	FG-FGA	FG%	3FG-3FGA	3FG%	FT-FTA	FT%	PTS	PTS/G	FG-FGA	FG%	3FG-3FGA	3FG%	FT-FTA	FT%	PTS	PTS/G
COLEMAN, Leland	1-1	1.000	0-0	.000	0-0	.000	2	2.0	1-1	1.000	0-0	.000	0-0	.000	2	2.0
DAVIS, Luke	0-2	.000	0-1	.000	1-2	.500	1	1.0	0-2	.000	0-1	.000	1-2	.500	1	1.0
GRANT, Theo	1-2	.500	0-0	.000	1-2	.500	3	3.0	1-2	.500	0-0	.000	1-2	.500	3	3.0
HUNTER, Dae Dae	0-5	.000	0-3	.000	2-2	1.000	2	2.0	19-51	.373	6-20	.300	8-12	.667	52	3.7
JACOBS, JR	1-11	.091	0-5	.000	0-0	.000	2	2.0	1-11	.091	0-5	.000	0-0	.000	2	2.0
KEMP, Grant	1-1	1.000	0-0	.000	0-1	.000	2	2.0	10-26	.385	7-15	.467	13-24	.542	40	4.0
PRINCE, Kerwin	1-1	1.000	0-0	.000	0-0	.000	2	2.0	24-45	.533	0-1	.000	24-35	.686	72	14.4
ROWBATHAM, Kohen	1-1	1.000	0-0	.000	1-2	.500	3	3.0	1-1	1.000	0-0	.000	1-2	.500	3	3.0
SHORT, Jah	6-13	.462	1-3	.333	1-4	.250	14	14.0	39-82	.476	1-8	.125	20-38	.526	99	7.1
SOWARDS, Jackson	0-0	.000	0-0	.000	0-0	.000	0	0.0	0-0	.000	0-0	.000	0-0	.000	0	0.0
THOMAS, MJ	1-2	.500	0-0	.000	1-3	.333	3	3.0	1-2	.500	0-0	.000	1-3	.333	3	3.0
VINCENT, Jamond	2-8	.250	0-3	.000	0-0	.000	4	4.0	85-204	.417	9-48	.188	38-59	.644	217	7.0
WHITE, James	9-18	.500	3-5	.600	2-4	.500	23	23.0	44-114	.386	7-25	.280	10-17	.588	105	3.6

Totals

Player	Season Statistics										Career Statistics									
	O-REB	D-REB	TOTAL	PF	FO	A	TO	A/TO	O-REB	D-REB	TOTAL	PF	FO	A	TO	A/TO				
COLEMAN, Leland	0	1	1	3	0	0	1	0.0	0	1	1	3	0	0	1	0.0				
DAVIS, Luke	1	2	3	1	0	0	1	0.0	1	2	3	1	0	0	1	0.0				
GRANT, Theo	0	0	0	2	0	0	1	0.0	0	0	0	2	0	0	1	0.0				
HUNTER, Dae Dae	0	0	0	5	1	1	2	0.5	2	9	11	26	1	5	7	0.7				
JACOBS, JR	0	1	1	1	0	12	1	12.0	0	1	1	1	0	12	1	12.0				
KEMP, Grant	0	1	1	2	0	0	1	0.0	7	16	23	13	0	14	10	1.4				
PRINCE, Kerwin	0	0	0	0	0	0	0	0.0	19	34	53	9	0	11	10	1.1				
ROWBATHAM, Kohen	0	1	1	0	0	0	1	0.0	0	1	1	0	0	0	1	0.0				
SHORT, Jah	1	0	1	3	0	1	2	0.5	21	28	49	27	0	21	10	2.1				
SOWARDS, Jackson	0	0	0	0	0	0	0	0.0	0	0	0	0	0	0	0	0.0				
THOMAS, MJ	6	5	11	4	0	0	1	0.0	6	5	11	4	0	0	1	0.0				
VINCENT, Jamond	1	2	3	0	0	0	1	0.0	48	105	153	43	0	49	42	1.2				
WHITE, James	1	7	8	1	0	1	3	0.3	12	36	48	20	0	23	14	1.6				



NEW ORLEANS BASKETBALL

AWAY SEASON / CAREER STATISTICS

Summary

Player	Season Statistics										Career Statistics									
	GP-GS	MIN/G	FG%	3FG%	FT%	R/G	A/G	STL	BLK	PTS/G	GP-GS	MIN/G	FG%	3FG%	FT%	R/G	A/G	STL	BLK	PTS/G
COLEMAN, Leland	7-0	4.2	.667	.000	1.000	0.4	0.0	0	2	1.4	7-0	4.2	.667	.000	1.000	0.4	0.0	0	2	1.4
DAVIS, Luke	9-2	11.4	.450	.000	.455	2.4	0.4	2	0	2.6	9-2	11.4	.450	.000	.455	2.4	0.4	2	0	2.6
GRANT, Theo	8-0	9.9	.444	.250	.364	1.0	0.1	3	1	3.9	8-0	9.9	.444	.250	.364	1.0	0.1	3	1	3.9
HUNTER, Dae Dae	9-7	22.7	.373	.412	.722	2.9	0.6	7	0	9.3	24-8	16.0	.336	.368	.739	1.8	0.4	12	0	4.9
JACOBS, JR	9-9	26.4	.333	.304	.778	1.6	2.9	7	1	4.9	9-9	26.4	.333	.304	.778	1.6	2.9	7	1	4.9
KEMP, Grant	6-0	4.8	.364	.250	.000	0.7	0.3	1	0	1.7	19-6	14.0	.328	.259	.737	2.4	1.4	18	0	3.1
PRINCE, Kerwin	1-1	17.0	.429	.000	.000	5.0	1.0	0	0	6.0	4-2	27.7	.604	.500	.737	8.0	0.8	6	4	18.3
ROWBATHAM, Kohen	9-0	5.8	.429	.000	.333	0.3	0.8	2	0	1.4	9-0	5.8	.429	.000	.333	0.3	0.8	2	0	1.4
SHORT, Jah	9-9	37.0	.405	.367	.607	4.8	2.6	11	2	10.7	26-17	27.6	.421	.359	.661	3.9	1.7	34	8	7.8
SOWARDS, Jackson	5-0	1.5	.000	.000	.000	0.2	0.0	0	0	0.0	5-0	1.5	.000	.000	.000	0.2	0.0	0	0	0.0
THOMAS, MJ	9-6	25.9	.510	.000	.719	7.3	0.7	7	3	8.3	9-6	25.9	.510	.000	.719	7.3	0.7	7	3	8.3
VINCENT, Jamond	9-2	21.0	.239	.118	.875	3.0	1.3	9	5	3.4	42-22	20.3	.408	.176	.739	4.0	0.9	27	20	5.7
WHITE, James	9-9	34.6	.411	.317	.652	7.6	1.9	6	1	19.7	26-14	20.4	.432	.321	.586	3.8	1.0	10	4	9.6

Scoring

Player	Season Statistics									Career Statistics							
	FG-FGA	FG%	3FG-3FGA	3FG%	FT-FTA	FT%	PTS	PTS/G	FG-FGA	FG%	3FG-3FGA	3FG%	FT-FTA	FT%	PTS	PTS/G	
COLEMAN, Leland	4-6	.667	0-1	.000	2-2	1.000	10	1.4	4-6	.667	0-1	.000	2-2	1.000	10	1.4	
DAVIS, Luke	9-20	.450	0-1	.000	5-11	.455	23	2.6	9-20	.450	0-1	.000	5-11	.455	23	2.6	
GRANT, Theo	12-27	.444	3-12	.250	4-11	.364	31	3.9	12-27	.444	3-12	.250	4-11	.364	31	3.9	
HUNTER, Dae Dae	25-67	.373	21-51	.412	13-18	.722	84	9.3	36-107	.336	28-76	.368	17-23	.739	117	4.9	
JACOBS, JR	15-45	.333	7-23	.304	7-9	.778	44	4.9	15-45	.333	7-23	.304	7-9	.778	44	4.9	
KEMP, Grant	4-11	.364	2-8	.250	0-1	.000	10	1.7	19-58	.328	7-27	.259	14-19	.737	59	3.1	
PRINCE, Kerwin	3-7	.429	0-0	.000	0-0	.000	6	6.0	29-48	.604	1-2	.500	14-19	.737	73	18.3	
ROWBATHAM, Kohen	6-14	.429	0-4	.000	1-3	.333	13	1.4	6-14	.429	0-4	.000	1-3	.333	13	1.4	
SHORT, Jah	34-84	.405	11-30	.367	17-28	.607	96	10.7	75-178	.421	14-39	.359	39-59	.661	203	7.8	
SOWARDS, Jackson	0-1	.000	0-0	.000	0-0	.000	0	0.0	0-1	.000	0-0	.000	0-0	.000	0	0.0	
THOMAS, MJ	26-51	.510	0-0	.000	23-32	.719	75	8.3	26-51	.510	0-0	.000	23-32	.719	75	8.3	
VINCENT, Jamond	11-46	.239	2-17	.118	7-8	.875	31	3.4	89-218	.408	9-51	.176	51-69	.739	238	5.7	
WHITE, James	67-163	.411	13-41	.317	30-46	.652	177	19.7	99-229	.432	18-56	.321	34-58	.586	250	9.6	

Totals

Player	Season Statistics									Career Statistics						
	O-REB	D-REB	TOTAL	PF	FO	A	TO	A/TO	O-REB	D-REB	TOTAL	PF	FO	A	TO	A/TO
COLEMAN, Leland	1	2	3	6	0	0	2	0.0	1	2	3	6	0	0	2	0.0
DAVIS, Luke	8	14	22	21	0	4	6	0.7	8	14	22	21	0	4	6	0.7
GRANT, Theo	4	4	8	4	0	1	4	0.3	4	4	8	4	0	1	4	0.3
HUNTER, Dae Dae	2	24	26	20	0	5	4	1.3	3	39	42	44	1	10	13	0.8
JACOBS, JR	1	13	14	18	1	26	15	1.7	1	13	14	18	1	26	15	1.7
KEMP, Grant	3	1	4	3	0	2	1	2.0	14	32	46	22	0	27	14	1.9
PRINCE, Kerwin	2	3	5	3	0	1	1	1.0	17	15	32	6	0	3	11	0.3
ROWBATHAM, Kohen	2	1	3	8	0	7	9	0.8	2	1	3	8	0	7	9	0.8
SHORT, Jah	13	30	43	10	0	23	21	1.1	42	59	101	41	1	44	33	1.3
SOWARDS, Jackson	1	0	1	0	0	0	0	0.0	1	0	1	0	0	0	0	0.0
THOMAS, MJ	30	36	66	35	4	6	11	0.5	30	36	66	35	4	6	11	0.5
VINCENT, Jamond	11	16	27	6	0	12	13	0.9	49	118	167	54	0	38	48	0.8
WHITE, James	11	57	68	9	0	17	22	0.8	13	85	98	27	0	26	34	0.8



NEW ORLEANS BASKETBALL

NEUTRAL SITE SEASON / CAREER STATISTICS

Summary

Player	Season Statistics										Career Statistics									
	GP-GS	MIN/G	FG%	3FG%	FT%	R/G	A/G	STL	BLK	PTS/G	GP-GS	MIN/G	FG%	3FG%	FT%	R/G	A/G	STL	BLK	PTS/G
COLEMAN, Leland	2-0	8.1	.000	.000	.000	1.0	0.0	2	1	0.0	2-0	8.1	.000	.000	.000	1.0	0.0	2	1	0.0
DAVIS, Luke	2-0	13.0	.000	.000	1.000	3.0	0.0	0	0	1.0	2-0	13.0	.000	.000	1.000	3.0	0.0	0	0	1.0
GRANT, Theo	2-0	9.7	.500	.400	.600	1.5	0.0	1	0	7.5	2-0	9.7	.500	.400	.600	1.5	0.0	1	0	7.5
HUNTER, Dae Dae	2-0	12.0	.364	.222	1.000	1.0	0.0	3	0	6.0	6-0	14.4	.229	.185	1.000	1.5	0.7	4	0	4.3
JACOBS, JR	2-2	32.1	.286	.143	.600	2.0	3.5	3	0	8.5	2-2	32.1	.286	.143	.600	2.0	3.5	3	0	8.5
KEMP, Grant	1-0	7.0	.000	.000	.000	0.0	0.0	1	0	0.0	2-1	15.5	.000	.000	.000	0.0	0.5	1	0	0.0
ROWBATHAM, Kohen	1-0	15.3	.500	.000	.500	1.0	1.0	0	0	5.0	1-0	15.3	.500	.000	.500	1.0	1.0	0	0	5.0
SHORT, Jah	2-2	30.2	.421	.400	.571	4.0	1.5	4	2	11.0	5-4	24.0	.520	.400	.692	3.6	0.8	6	4	7.4
SOWARDS, Jackson	1-0	2.2	.000	.000	.000	0.0	0.0	0	0	0.0	1-0	2.2	.000	.000	.000	0.0	0.0	0	0	0.0
THOMAS, MJ	2-2	17.6	.636	.000	.727	3.5	0.5	4	2	11.0	2-2	17.6	.636	.000	.727	3.5	0.5	4	2	11.0
VINCENT, Jamond	2-2	30.0	.200	.167	.667	6.0	3.5	2	2	5.5	10-8	25.1	.408	.111	.630	6.2	1.4	6	7	8.0
WHITE, James	2-2	35.0	.355	.500	.750	9.5	1.5	1	2	15.0	11-6	16.3	.349	.313	.500	3.3	0.7	3	2	4.8

Scoring

Player	Season Statistics								Career Statistics							
	FG-FGA	FG%	3FG-3FGA	3FG%	FT-FTA	FT%	PTS	PTS/G	FG-FGA	FG%	3FG-3FGA	3FG%	FT-FTA	FT%	PTS	PTS/G
COLEMAN, Leland	0-3	.000	0-1	.000	0-0	.000	0	0.0	0-3	.000	0-1	.000	0-0	.000	0	0.0
DAVIS, Luke	0-5	.000	0-1	.000	2-2	1.000	2	1.0	0-5	.000	0-1	.000	2-2	1.000	2	1.0
GRANT, Theo	5-10	.500	2-5	.400	3-5	.600	15	7.5	5-10	.500	2-5	.400	3-5	.600	15	7.5
HUNTER, Dae Dae	4-11	.364	2-9	.222	2-2	1.000	12	6.0	8-35	.229	5-27	.185	5-5	1.000	26	4.3
JACOBS, JR	6-21	.286	2-14	.143	3-5	.600	17	8.5	6-21	.286	2-14	.143	3-5	.600	17	8.5
KEMP, Grant	0-0	.000	0-0	.000	0-0	.000	0	0.0	0-4	.000	0-2	.000	0-0	.000	0	0.0
ROWBATHAM, Kohen	2-4	.500	0-0	.000	1-2	.500	5	5.0	2-4	.500	0-0	.000	1-2	.500	5	5.0
SHORT, Jah	8-19	.421	2-5	.400	4-7	.571	22	11.0	13-25	.520	2-5	.400	9-13	.692	37	7.4
SOWARDS, Jackson	0-1	.000	0-0	.000	0-0	.000	0	0.0	0-1	.000	0-0	.000	0-0	.000	0	0.0
THOMAS, MJ	7-11	.636	0-0	.000	8-11	.727	22	11.0	7-11	.636	0-0	.000	8-11	.727	22	11.0
VINCENT, Jamond	3-15	.200	1-6	.167	4-6	.667	11	5.5	31-76	.408	1-9	.111	17-27	.630	80	8.0
WHITE, James	11-31	.355	5-10	.500	3-4	.750	30	15.0	22-63	.349	5-16	.313	4-8	.500	53	4.8

Totals

Player	Season Statistics										Career Statistics									
	O-REB	D-REB	TOTAL	PF	FO	A	TO	A/TO	O-REB	D-REB	TOTAL	PF	FO	A	TO	A/TO				
COLEMAN, Leland	2	0	2	2	0	0	0	0.0	2	0	2	2	0	0	0	0.0				
DAVIS, Luke	2	4	6	3	0	0	2	0.0	2	4	6	3	0	0	2	0.0				
GRANT, Theo	1	2	3	1	0	0	1	0.0	1	2	3	1	0	0	1	0.0				
HUNTER, Dae Dae	0	2	2	6	0	0	2	0.0	0	9	9	11	0	4	3	1.3				
JACOBS, JR	2	2	4	4	0	7	4	1.8	2	2	4	4	0	7	4	1.8				
KEMP, Grant	0	0	0	1	0	0	0	0.0	0	0	0	6	1	1	0	0.0				
ROWBATHAM, Kohen	0	1	1	3	0	1	0	0.0	0	1	1	3	0	1	0	0.0				
SHORT, Jah	2	6	8	1	0	3	5	0.6	6	12	18	5	0	4	9	0.4				
SOWARDS, Jackson	0	0	0	0	0	0	0	0.0	0	0	0	0	0	0	0	0.0				
THOMAS, MJ	5	2	7	7	0	1	3	0.3	5	2	7	7	0	1	3	0.3				
VINCENT, Jamond	4	8	12	5	0	7	3	2.3	18	44	62	13	0	14	17	0.8				
WHITE, James	4	15	19	2	0	3	5	0.6	8	28	36	10	0	8	8	1.0				



NEW ORLEANS BASKETBALL

NEW ORLEANS TEAM HIGHS

New Orleans - Game Highs

POINTS	93	at Tulane (11/22/2024)
	82	vs Lindenwood (N) (11/14/2024)
	70	at LSU (12/22/2024)
	70	at Nicholls (12/07/2024)
	65	at Kansas St. (11/05/2024)
FIELD GOALS MADE	31	at Tulane (11/22/2024)
	27	vs Lindenwood (N) (11/14/2024)
FIELD GOAL ATTEMPTS	74	vs Stonehill (N) (11/15/2024)
	68	at LSU (12/22/2024)
FIELD GOAL PERCENTAGE	.500 (31-62)	at Tulane (11/22/2024)
	.474 (27-57)	vs Lindenwood (N) (11/14/2024)
3 PT FG MADE	10	at Tulane (11/22/2024)
	9	at Baylor (11/27/2024)
	9	vs Lindenwood (N) (11/14/2024)
	9	at Kansas St. (11/05/2024)
3 PT FG ATTEMPTS	26	at Tulane (11/22/2024)
	26	vs Stonehill (N) (11/15/2024)
3 PT FG PERCENTAGE	.450 (9-20)	at Kansas St. (11/05/2024)
	.409 (9-22)	at Baylor (11/27/2024)
FREE THROWS MADE	21	at Tulane (11/22/2024)
	19	at Nicholls (12/07/2024)
	19	at Robert Morris (11/17/2024)
	19	vs Lindenwood (N) (11/14/2024)
FREE THROW ATTEMPTS	31	at Tulane (11/22/2024)
	28	vs Lindenwood (N) (11/14/2024)
FREE THROW PERCENTAGE	.857 (6-7)	at Kansas St. (11/05/2024)
	.760 (19-25)	at Nicholls (12/07/2024)
REBOUNDS	40	vs Stonehill (N) (11/15/2024)
	40	vs Lindenwood (N) (11/14/2024)
ASSISTS	17	at Tulane (11/22/2024)
	16	at Iowa (12/15/2024)
STEALS	12	vs Stonehill (N) (11/15/2024)
	10	at Tulane (11/22/2024)
	10	at Robert Morris (11/17/2024)
	10	Troy (11/09/2024)
BLOCKED SHOTS	6	vs Lindenwood (N) (11/14/2024)
	5	Troy (11/09/2024)
TURNOVERS	17	vs Lindenwood (N) (11/14/2024)
	16	at McNeese (12/28/2024)
	16	at Baylor (11/27/2024)
	16	Troy (11/09/2024)
FOULS	22	at Robert Morris (11/17/2024)
	22	Troy (11/09/2024)



NEW ORLEANS BASKETBALL

NEW ORLEANS TEAM LOWS

New Orleans - Game Lows

POINTS	54		vs Stonehill (N) (11/15/2024)
	57		at Iowa (12/15/2024)
	60		at Baylor (11/27/2024)
	61		at McNeese (12/28/2024)
	61		Troy (11/09/2024)
FIELD GOALS MADE	19		vs Stonehill (N) (11/15/2024)
	20		at Baylor (11/27/2024)
	20		at Robert Morris (11/17/2024)
FIELD GOAL ATTEMPTS	50		at Robert Morris (11/17/2024)
	52		at Baylor (11/27/2024)
FIELD GOAL PERCENTAGE	.257	(19-74)	vs Stonehill (N) (11/15/2024)
	.348	(23-66)	at Texas (12/19/2024)
3 PT FG MADE	3		at Robert Morris (11/17/2024)
	4		at Iowa (12/15/2024)
	4		Troy (11/09/2024)
3 PT FG ATTEMPTS	13		at Robert Morris (11/17/2024)
	17		at Nicholls (12/07/2024)
3 PT FG PERCENTAGE	.167	(4-24)	at Iowa (12/15/2024)
	.192	(5-26)	vs Stonehill (N) (11/15/2024)
FREE THROWS MADE	3		at Iowa (12/15/2024)
	6		at Kansas St. (11/05/2024)
FREE THROW ATTEMPTS	5		at Iowa (12/15/2024)
	7		at Kansas St. (11/05/2024)
FREE THROW PERCENTAGE	.429	(9-21)	at Texas (12/19/2024)
	.450	(9-20)	Troy (11/09/2024)
REBOUNDS	27		at Robert Morris (11/17/2024)
	34		at Iowa (12/15/2024)
ASSISTS	7		at LSU (12/22/2024)
	7		vs Stonehill (N) (11/15/2024)
STEALS	2		at Texas (12/19/2024)
	2		at Baylor (11/27/2024)
BLOCKED SHOTS	0		at Texas (12/19/2024)
	1		at LSU (12/22/2024)
	1		at Iowa (12/15/2024)
	1		at Nicholls (12/07/2024)
TURNOVERS	8		at Texas (12/19/2024)
	9		at LSU (12/22/2024)
	9		vs Stonehill (N) (11/15/2024)
FOULS	7		at Iowa (12/15/2024)
	10		at Baylor (11/27/2024)



NEW ORLEANS BASKETBALL

OPPONENT TEAM HIGHS

Opponent - Game Highs

POINTS	104		at Iowa (12/15/2024)
	98		at Texas (12/19/2024)
	91		at Baylor (11/27/2024)
	89		at Kansas St. (11/05/2024)
	87		at Tulane (11/22/2024)
FIELD GOALS MADE	42		at Iowa (12/15/2024)
	35		at Baylor (11/27/2024)
FIELD GOAL ATTEMPTS	73		at Kansas St. (11/05/2024)
	72		at Baylor (11/27/2024)
FIELD GOAL PERCENTAGE	.627	(42-67)	at Iowa (12/15/2024)
	.548	(34-62)	at Texas (12/19/2024)
3 PT FG MADE	15		at Baylor (11/27/2024)
	14		at Iowa (12/15/2024)
3 PT FG ATTEMPTS	37		at Baylor (11/27/2024)
	34		at Kansas St. (11/05/2024)
3 PT FG PERCENTAGE	.520	(13-25)	at Texas (12/19/2024)
	.483	(14-29)	at Iowa (12/15/2024)
FREE THROWS MADE	26		at Tulane (11/22/2024)
	20		at Robert Morris (11/17/2024)
FREE THROW ATTEMPTS	33		at Tulane (11/22/2024)
	28		at Robert Morris (11/17/2024)
FREE THROW PERCENTAGE	.857	(6-7)	at Baylor (11/27/2024)
	.846	(11-13)	at McNeese (12/28/2024)
REBOUNDS	50		at LSU (12/22/2024)
	49		Troy (11/09/2024)
ASSISTS	28		at Iowa (12/15/2024)
	24		at Kansas St. (11/05/2024)
STEALS	11		Troy (11/09/2024)
	10		at Nicholls (12/07/2024)
	10		at Baylor (11/27/2024)
BLOCKED SHOTS	11		at Iowa (12/15/2024)
	9		at Texas (12/19/2024)
TURNOVERS	21		Troy (11/09/2024)
	20		at Robert Morris (11/17/2024)
FOULS	24		at Tulane (11/22/2024)
	22		at Robert Morris (11/17/2024)
	22		vs Lindenwood (N) (11/14/2024)



NEW ORLEANS BASKETBALL

OPPONENT TEAM LOWS

Opponent - Game Lows

POINTS	73		at Nicholls (12/07/2024)
	73		at Robert Morris (11/17/2024)
	74		vs Lindenwood (N) (11/14/2024)
	78		Troy (11/09/2024)
	80		vs Stonehill (N) (11/15/2024)
FIELD GOALS MADE	22		at Robert Morris (11/17/2024)
	25		vs Stonehill (N) (11/15/2024)
FIELD GOAL ATTEMPTS	49		vs Stonehill (N) (11/15/2024)
	52		at Robert Morris (11/17/2024)
FIELD GOAL PERCENTAGE	.403	(27-67)	at Tulane (11/22/2024)
	.423	(22-52)	at Robert Morris (11/17/2024)
3 PT FG MADE	4		at Nicholls (12/07/2024)
	6		vs Lindenwood (N) (11/14/2024)
3 PT FG ATTEMPTS	20		at Nicholls (12/07/2024)
	23		Troy (11/09/2024)
3 PT FG PERCENTAGE	.200	(4-20)	at Nicholls (12/07/2024)
	.222	(6-27)	vs Lindenwood (N) (11/14/2024)
FREE THROWS MADE	6		at Iowa (12/15/2024)
	6		at Baylor (11/27/2024)
FREE THROW ATTEMPTS	7		at Baylor (11/27/2024)
	9		at Iowa (12/15/2024)
FREE THROW PERCENTAGE	.615	(8-13)	vs Lindenwood (N) (11/14/2024)
	.619	(13-21)	at Nicholls (12/07/2024)
REBOUNDS	35		at McNeese (12/28/2024)
	35		at Iowa (12/15/2024)
ASSISTS	12		at Nicholls (12/07/2024)
	13		at Tulane (11/22/2024)
STEALS	5		at LSU (12/22/2024)
	5		at Robert Morris (11/17/2024)
	5		vs Stonehill (N) (11/15/2024)
BLOCKED SHOTS	2		vs Stonehill (N) (11/15/2024)
	3		at Robert Morris (11/17/2024)
	3		vs Lindenwood (N) (11/14/2024)
TURNOVERS	6		at McNeese (12/28/2024)
	6		at Texas (12/19/2024)
	6		at Iowa (12/15/2024)
	6		at Baylor (11/27/2024)
FOULS	7		at Iowa (12/15/2024)
	12		at Kansas St. (11/05/2024)



NEW ORLEANS BASKETBALL

NEW ORLEANS PLAYER HIGHS

New Orleans - Individual Game Highs

POINTS	31	James White at Tulane (11/22/2024)
	26	James White at Robert Morris (11/17/2024)
	24	James White at LSU (12/22/2024)
	24	James White at Iowa (12/15/2024)
	23	James White vs Troy (11/09/2024)
FIELD GOALS MADE	11	James White at Iowa (12/15/2024)
	11	James White at Tulane (11/22/2024)
FIELD GOAL ATTEMPTS	22	James White at LSU (12/22/2024)
	21	James White at Tulane (11/22/2024)
FIELD GOAL PERCENTAGE (min 5 made)	.667 (6-9)	MJ Thomas at Nicholls (12/07/2024)
	.600 (6-10)	Theo Grant at McNeese (12/28/2024)
	.600 (6-10)	Dae Dae Hunter at Texas (12/19/2024)
	.600 (6-10)	MJ Thomas at Iowa (12/15/2024)
3 PT FG MADE	6	Dae Dae Hunter at Baylor (11/27/2024)
	4	Dae Dae Hunter at Texas (12/19/2024)
	4	Dae Dae Hunter at Tulane (11/22/2024)
	4	James White vs Lindenwood (N) (11/14/2024)
3 PT FG ATTEMPTS	11	Dae Dae Hunter at LSU (12/22/2024)
	10	Dae Dae Hunter at Baylor (11/27/2024)
3 PT FG PERCENTAGE (min 2 made)	.750 (3-4)	JR Jacobs at Kansas St. (11/05/2024)
	.600 (6-10)	Dae Dae Hunter at Baylor (11/27/2024)
	.600 (3-5)	James White at LSU (12/22/2024)
	.600 (3-5)	James White vs Troy (11/09/2024)
FREE THROWS MADE	7	James White at Tulane (11/22/2024)
	7	Jah Short at Robert Morris (11/17/2024)
FREE THROW ATTEMPTS	10	James White at Tulane (11/22/2024)
	10	Jah Short at Robert Morris (11/17/2024)
FREE THROW PERCENTAGE (min 3 made)	1.000 (5-5)	MJ Thomas at LSU (12/22/2024)
	1.000 (3-3)	MJ Thomas vs Stonehill (N) (11/15/2024)
REBOUNDS	11	MJ Thomas at McNeese (12/28/2024)
	11	James White at LSU (12/22/2024)
	11	Jah Short at Iowa (12/15/2024)
	11	James White vs Lindenwood (N) (11/14/2024)
	11	MJ Thomas vs Troy (11/09/2024)
ASSISTS	12	JR Jacobs vs Troy (11/09/2024)
	7	JR Jacobs at Tulane (11/22/2024)
STEALS	4	Jah Short vs Lindenwood (N) (11/14/2024)
	4	Jah Short vs Troy (11/09/2024)
BLOCKED SHOTS	2	Jamond Vincent at Tulane (11/22/2024)
	2	James White vs Lindenwood (N) (11/14/2024)
	2	Jah Short vs Lindenwood (N) (11/14/2024)
	2	MJ Thomas vs Troy (11/09/2024)
TURNOVERS	5	Jah Short at Nicholls (12/07/2024)
	4	Kohen Rowbatham at Iowa (12/15/2024)
	4	James White at Baylor (11/27/2024)
	4	JR Jacobs at Baylor (11/27/2024)
	4	JR Jacobs at Tulane (11/22/2024)
	4	James White at Robert Morris (11/17/2024)
	4	Jamond Vincent at Robert Morris (11/17/2024)
FOULS	5	MJ Thomas at LSU (12/22/2024)
	5	MJ Thomas at Nicholls (12/07/2024)
	5	MJ Thomas at Tulane (11/22/2024)
	5	JR Jacobs at Robert Morris (11/17/2024)
	5	MJ Thomas at Robert Morris (11/17/2024)
	5	Dae Dae Hunter vs Troy (11/09/2024)



NEW ORLEANS BASKETBALL

OPPONENT PLAYER HIGHS

Opponent - Individual Game Highs

POINTS	42	Jordan Pope at Texas (12/19/2024)
	23	Jayden Nunn at Baylor (11/27/2024)
	22	Owen Freeman at Iowa (12/15/2024)
	22	Byron Ireland at Nicholls (12/07/2024)
	21	DJ Richards at McNeese (12/28/2024)
	21	David N'Guessan at Kansas St. (11/05/2024)
FIELD GOALS MADE	15	Jordan Pope at Texas (12/19/2024)
	10	Owen Freeman at Iowa (12/15/2024)
	10	David N'Guessan at Kansas St. (11/05/2024)
FIELD GOAL ATTEMPTS	21	Jordan Pope at Texas (12/19/2024)
	20	Byron Ireland at Nicholls (12/07/2024)
FIELD GOAL PERCENTAGE (min 5 made)	.857 (6-7)	Corey Chest at LSU (12/22/2024)
	.833 (10-12)	Owen Freeman at Iowa (12/15/2024)
	.833 (5-6)	Brock Harding at Iowa (12/15/2024)
3 PT FG MADE	8	Jordan Pope at Texas (12/19/2024)
	7	DJ Richards at McNeese (12/28/2024)
	7	Jayden Nunn at Baylor (11/27/2024)
3 PT FG ATTEMPTS	15	DJ Richards at McNeese (12/28/2024)
	12	Jordan Pope at Texas (12/19/2024)
3 PT FG PERCENTAGE (min 2 made)	1.000 (3-3)	Brock Harding at Iowa (12/15/2024)
	1.000 (2-2)	Arthur Kaluma at Texas (12/19/2024)
	1.000 (2-2)	Marcus Rigsby Jr. vs Troy (11/09/2024)
FREE THROWS MADE	13	Kaleb Banks at Tulane (11/22/2024)
	7	Asher Woods at Tulane (11/22/2024)
	7	Jackson Fields vs Troy (11/09/2024)
FREE THROW ATTEMPTS	13	Kaleb Banks at Tulane (11/22/2024)
	11	Byron Ireland at Nicholls (12/07/2024)
FREE THROW PERCENTAGE (min 3 made)	1.000 (13-13)	Kaleb Banks at Tulane (11/22/2024)
	1.000 (6-6)	Javohn Garcia at McNeese (12/28/2024)
	1.000 (6-6)	Myles Rigsby vs Troy (11/09/2024)
	1.000 (4-4)	Alex Bates IV vs Stonehill (N) (11/15/2024)
	1.000 (4-4)	Todd Brogna vs Stonehill (N) (11/15/2024)
	1.000 (3-3)	Arthur Kaluma at Texas (12/19/2024)
	1.000 (3-3)	Chendall Weaver at Texas (12/19/2024)
	1.000 (3-3)	Rob Brown III at Nicholls (12/07/2024)
	1.000 (3-3)	Brendan Hausen at Kansas St. (11/05/2024)
REBOUNDS	15	David N'Guessan at Kansas St. (11/05/2024)
	13	Norchad Omier at Baylor (11/27/2024)
	13	Alvaro Folgueiras at Robert Morris (11/17/2024)
ASSISTS	10	Quadir Copeland at McNeese (12/28/2024)
	8	Jeremy Roach at Baylor (11/27/2024)
	8	Dug McDaniel at Kansas St. (11/05/2024)
STEALS	4	Kam Williams at Tulane (11/22/2024)
	3	Emarion Ellis at Nicholls (12/07/2024)
	3	Michael Eley at Tulane (11/22/2024)
	3	Jordan Wildy vs Lindenwood (N) (11/14/2024)
BLOCKED SHOTS	3	Robert Miller III at LSU (12/22/2024)
	3	Kadin Shedrick at Texas (12/19/2024)
	3	Owen Freeman at Iowa (12/15/2024)
	3	Amarion Dickerson at Robert Morris (11/17/2024)
TURNOVERS	7	Markeith Browning II vs Lindenwood (N) (11/14/2024)
	6	D.J. Smith at Robert Morris (11/17/2024)
FOULS	5	T'Johnn Brown at McNeese (12/28/2024)
	5	Robert Miller III at LSU (12/22/2024)
	5	Josh Omojafo at Robert Morris (11/17/2024)



NEW ORLEANS BASKETBALL

LAST TIME ON THE FLOOR

New Orleans (2-10,0-2 Southland) -vs- McNeese (7-5,1-0 Southland)
 12/28/24 at Legacy Center, Lake Charles, LA

Date: 12/28/24
 Time: 4:00 PM
 Attendance: 3,130
 Site: Legacy Center, Lake Charles, LA
 Referees: Kevin Montz, Garrett Theriot, Rodrick Dickson

Score By Period	1	2	Total
New Orleans	23	38	61
McNeese	46	40	86

New Orleans 61

#	Player	GS	MIN	FG	3PT	FT	ORB-DRB	REB	PF	A	TO	BLK	STL	PTS	
05	White,James	*	33	8-19	2-8	2-5	2-8	10	0	3	2	0	0	20	
02	Short,Jah	*	35	2-5	2-5	0-0	0-2	2	2	4	2	0	1	6	
20	Davis,Luke	*	12	2-5	0-1	0-0	2-0	2	1	1	1	0	1	4	
10	Hunter,Dae Dae	*	14	1-4	1-3	0-0	0-1	1	1	0	0	0	0	3	
01	Jacobs,JR	*	11	0-1	0-1	0-0	0-1	1	0	0	2	0	0	0	
03	Grant,Theo		22	6-10	1-4	0-1	1-0	1	1	0	1	0	2	13	
23	Thomas,MJ		28	1-3	0-0	3-6	6-5	11	4	0	2	1	0	5	
24	Rowbatham,Kohen		8	2-3	0-0	0-0	1-0	1	2	0	2	0	0	4	
11	Coleman,Leland		6	1-1	0-0	2-2	0-1	1	2	0	0	0	0	4	
13	Vincent,Jamond		25	1-7	0-2	0-0	2-1	3	1	3	2	1	0	2	
15	Kemp,Grant		4	0-0	0-0	0-1	1-0	1	0	0	0	0	0	0	
32	Sowards,Jackson		2	0-0	0-0	0-0	0-0	0	0	0	0	0	0	0	
TM	TEAM		0	0-0	0-0	0-0	2-3	5	0	0	2	0	0	0	
Totals			-	200	24-58	6-24	7-15	17-22	39	14	11	16	2	4	61

Team Summary	FG	3PT	FT
First Half	9-26 34.62%	4-14 28.57%	1-2 50.00%
Second Half	15-32 46.88%	2-10 20.00%	6-13 46.15%
Total	24-58 41.4%	6-24 25.0%	7-15 46.7%

Technical Fouls: none Second Chance Points: 18 Scores Tied: 0 times(s) Points in the Paint: 28 Fast Break Points: 7
 Lead Changed: 0 times(s) Points off Turnovers: 11 Bench Points: 28 Largest Lead: 0 0

McNeese 86

#	Player	GS	MIN	FG	3PT	FT	ORB-DRB	REB	PF	A	TO	BLK	STL	PTS	
02	Richards,DJ	*	27	7-15	7-15	0-0	1-3	4	2	1	1	0	1	21	
06	Garcia,Javohn	*	31	5-13	2-8	6-6	0-2	2	1	2	0	0	2	18	
05	Charles,Joe	*	30	6-9	1-4	0-0	2-3	5	0	1	1	1	1	13	
11	Copeland,Quadir	*	31	4-9	0-1	3-4	2-3	5	3	10	1	2	1	11	
24	Shumate,Christian	*	33	2-4	0-1	0-0	2-4	6	2	1	0	1	0	4	
09	Selebangué,Bryant		17	5-7	0-0	2-3	3-1	4	2	1	0	0	1	12	
00	Brown,T'Johnn		16	3-6	1-2	0-0	1-1	2	5	2	1	0	0	7	
21	Parker,Sincere		11	0-3	0-0	0-0	1-2	3	0	1	0	0	1	0	
14	Villarreal,Erik		2	0-0	0-0	0-0	0-0	0	0	0	1	0	0	0	
33	Evans IV,Lamont		2	0-0	0-0	0-0	0-0	0	0	0	1	0	0	0	
TM	TEAM		0	0-0	0-0	0-0	2-2	4	0	0	0	0	0	0	
Totals			-	200	32-66	11-31	11-13	14-21	35	15	19	6	4	7	86

Team Summary	FG	3PT	FT
First Half	18-33 54.55%	7-16 43.75%	3-4 75.00%
Second Half	14-33 42.42%	4-15 26.67%	8-9 88.89%
Total	32-66 48.5%	11-31 35.5%	11-13 84.6%

Technical Fouls: none Second Chance Points: 18 Scores Tied: 0 times(s) Points in the Paint: 42 Fast Break Points: 11
 Lead Changed: 0 times(s) Points off Turnovers: 13 Bench Points: 19 Largest Lead: 0 0



NEW ORLEANS BASKETBALL

LAST TIME AGAINST VANDERBILT



Official Basketball Box Score -- Game Totals -- Final Statistics

New Orleans vs Vanderbilt
12/20/05 8:00 pm at Memorial Gym, Nashville, TN



New Orleans 72 • 2-7

#	Player	f	Total			3-Ptr			Rebounds			PF	TP	A	TO	Blk	Stl	Min
			FG-FGA	FG-FGA	FT-FTA	FG-FGA	FG-FGA	FT-FTA	Off	Def	Tot							
22	Malloy, Shawn	f	3-7	0-0	1-2				2	6	8	2	7	0	3	2	0	25
31	Daney, Earnest	f	2-3	0-0	1-2				2	7	9	0	5	0	4	0	0	23
10	Parlow, James	g	6-15	6-12	0-1				1	5	6	2	18	1	1	1	4	35
14	McNeilly, Jamie	g	3-6	2-4	0-0				0	1	1	2	8	10	6	1	0	35
23	Williams, Wayne	g	5-12	1-6	6-8				0	3	3	5	17	3	2	0	0	30
15	Manning, Jacob		0-1	0-0	0-0				0	0	0	1	0	0	0	1	0	12
2	Driggs, Dusty		0-0	0-0	0-0				0	0	0	0	0	0	1	0	0	9
24	Badawi, Sami		0-0	0-0	0-0				0	0	0	1	0	0	0	0	0	1
44	Parker, Nathaniel		7-11	0-0	3-5				6	5	11	2	17	1	1	1	1	30
Team									2	3	5							
Totals			26-55	9-22	11-18				13	30	43	15	72	15	18	6	5	200

FG % 1st Half: 9-23 39.1% 2nd half: 17-32 53.1% Game: 26-55 47.3%
 3FG % 1st Half: 3-8 37.5% 2nd half: 6-14 42.9% Game: 9-22 40.9%
 FT % 1st Half: 8-10 80.0% 2nd half: 3-8 37.5% Game: 11-18 61.1%

Deadball
Rebounds
4

Vanderbilt 78 • 7-1

#	Player	f	Total			3-Ptr			Rebounds			PF	TP	A	TO	Blk	Stl	Min
			FG-FGA	FG-FGA	FT-FTA	FG-FGA	FG-FGA	FT-FTA	Off	Def	Tot							
32	Foster, Shan	f	8-18	6-12	5-6				1	2	3	1	27	1	2	0	0	37
33	Terrell, Julian	f	6-12	0-0	1-4				8	4	12	2	13	4	1	1	3	30
54	Skuchas, Ted	c	3-5	0-0	0-0				1	0	1	5	6	1	0	1	1	19
3	Gordon, Alex	g	0-5	0-2	0-0				0	0	0	1	0	1	0	0	0	16
4	Byars, Derrick	g	2-6	0-2	5-7				3	4	7	3	9	5	0	0	2	24
1	Moore, Mario		5-14	2-6	2-2				1	2	3	0	14	2	1	0	1	30
11	Metcalfe, Alan		0-1	0-0	0-0				0	0	0	1	0	0	0	0	0	5
20	Cage, Dan		1-2	0-1	0-0				1	1	2	4	2	1	2	0	3	7
22	Carroll, DeMarre		3-7	0-1	1-3				1	6	7	2	7	1	0	1	1	27
42	Nwankwo, Davis		0-0	0-0	0-0				0	0	0	0	0	0	0	0	0	5
Team									1	0	1							
Totals			28-70	8-24	14-22				17	19	36	19	78	16	6	3	11	200

FG % 1st Half: 18-40 45.0% 2nd half: 10-30 33.3% Game: 28-70 40.0%
 3FG % 1st Half: 3-12 25.0% 2nd half: 5-12 41.7% Game: 8-24 33.3%
 FT % 1st Half: 5-6 83.3% 2nd half: 9-16 56.3% Game: 14-22 63.6%

Deadball
Rebounds
3

Officials: Mike Stuart, John Cahill, Joe Lindsay
 Technical fouls: New Orleans-None. Vanderbilt-None.
 Attendance: 10696

Score by periods	1st	2nd	Total
New Orleans	29	43	72
Vanderbilt	44	34	78

Points	In	Off	2nd	Fast	Bench
ORLEANS	30	7	9	10	17
VU	26	21	15	6	23

Last FG - ORLEANS 2nd-00:29, VU 2nd-02:26.
 Largest lead - ORLEANS by 3 1st-19:14, VU by 17 2nd-19:36.
 ORLEANS led for 01:50. VU led for 33:37. Game was tied for 04:33.

Score tied - 3 times.
 Lead changed - 1 time.



NEW ORLEANS BASKETBALL TRENDS AND STARTING LINEUPS

STARTING LINEUPS THIS SEASON

DATE	OPPONENT	G	G	G/F	G/F	F/C
10/22	<i>Southern Miss</i>	Jacobs	White	Short	Vincent	Prince
11/5	@ Kansas State	Jacobs	White	Short	Vincent	Prince
11/9	Troy	Jacobs	White	Short	Vincent	Prince
11/14	vs. Lindenwood	Jacobs	White	Short	Vincent	Thomas
11/15	vs. Stonehill	Jacobs	White	Short	Vincent	Thomas
11/17	@ Robert Morris	Jacobs	White	Short	Vincent	Davis
11/22	@ Tulane	Jacobs	White	Short	Hunter	Thomas
11/27	@ 17 Baylor	Jacobs	White	Short	Hunter	Thomas
12/7	@ Nicholls	Jacobs	White	Short	Hunter	Thomas
12/15	@ Iowa	Jacobs	White	Short	Hunter	Thomas
12/19	@ Texas	Jacobs	White	Short	Hunter	Thomas
12/22	@ LSU	Jacobs	White	Short	Hunter	Thomas
12/28	@ McNeese	Jacobs	White	Short	Hunter	Davis
12/30	@ Vanderbilt					
1/4	UTRGV					
1/6	Texas A&M-Corpus Christi					
1/11	Southeastern					
1/13	@ Lamar					
1/18	@ East Texas A&M					
1/20	@ Northwestern State					
1/25	HCU					
1/27	UIW					
2/1	@ Southeastern					
2/3	Stephen F. Austin					
2/8	@ HCU.					
2/10	@ UIW					
2/15	McNeese					
2/17	Nicholls					
2/24	East Texas A&M					
3/1	@ UTRGV					
3/3	@ Texas A&M-Corpus Christi					
3/9-12	vs. Southland Tournament					

NOTE - Italics denotes an exhibition game.

RECORDS BY STARTING LINEUP

#	STARTERS (ALPHABETICAL ORDER)	RECORD	HOME	AWAY	NEUTRAL
1	Jacobs, Prince, Short, Vincent, White	0-2	0-1	0-1	0-0
2	Jacobs, Short, Vincent, Thomas, White	1-1	0-0	0-0	1-1
3	Davis, Jacobs, Short, Vincent, White	0-2	0-0	0-1	0-1
4	Hunter, Jacobs, Short, Thomas, White	1-5	0-0	1-5	0-0

NOTE - Italics denotes an exhibition game.

SEASON TRENDS

LOCATION	OVERALL	SLC
At Home	0-1	0-0
On The Road	1-7	0-7
At Neutral Site	1-2	0-0
AT HALFTIME		
Leads At Halftime	2-0	0-0
Trails At Halftime	0-10	0-2
Tied At Halftime	0-0	0-0
WITH TWO-MINUTES LEFT		
Leads With 2:00	2-0	0-0
Trails With 2:00	0-10	0-2
Tied With 2:00	0-0	0-0
FIELD GOAL PERCENTAGE		
Shoots Higher FG Pct	2-0	0-0
Opp. Shoots Higher FG Pct	0-10	0-2
FG Pct. Is Tied	0-0	0-0
Hits Less Than 40% Of FGs	0-6	0-0
Hits 40-49.9% Of FGs	1-4	0-2
Hits 50-59.9% Of FGs	1-0	0-0
Hits 60% Or Better FGs	0-0	0-0
Opp. Hits Less Than 40% Of FGs	0-0	0-0
Opp. Hits 40-49.9% Of FGs	2-7	0-2
Opp. Hits 50-59.9% Of FGs	0-2	0-0
Opp. Hits 60% Or Better FGs	0-1	0-0
FIELD GOALS MADE		
Has More FGs	1-0	0-0
Opp. Has More FGs	1-10	0-2
FGs Are Tied	0-0	0-0
FREE THROWS		
Shoots Higher FT Pct	1-3	0-1
Opp. Shoots Higher FT Pct	1-7	0-1
FT Pct. Is Tied	0-0	0-0
Shoots More FTs	1-3	0-2
Opp. Shoots More FTs	1-6	0-0
FTs Are Tied	0-1	0-0
FREE THROWS MADE		
Makes More FTs	1-3	0-1
Opp. Makes More FTs	1-7	0-1
FTs Made Are Tied	0-0	0-0
At Least 70% From FT Line	0-3	0-1
50-69% From FT Line	2-4	0-0
Below 50% From FT Line	0-3	0-1
THREE POINT FIELD GOALS		
Makes More 3FGs	2-1	0-1
Opp. Makes More 3FGs	0-9	0-1
3FGs Are Tied	0-0	0-0
REBOUNDING		
Has More Rebounds	1-0	0-0
Opp. Has More Rebounds	1-10	0-2
Rebounds Are Tied	0-0	0-0
ASSISTS		
Has More Assists	1-0	0-0
Opp. Has More Assists	0-10	0-2
Assists Are Tied	1-0	0-0
STEALS		
Has More Steals	1-3	0-0
Opp. Has More Steals	0-6	0-2
Steals Are Tied	1-1	0-0
BLOCKS		
Has More Blocks	1-2	0-0
Opp. Has More Blocks	1-8	0-2
Blocks Are Tied	0-0	0-0
PLAYERS IN DOUBLE-FIGURES		
1 Player Scores 10-Plus	0-1	0-0
2 Players Score 10-Plus	0-5	0-1
3 Players Score 10-Plus	0-2	0-0
4 Players Score 10-Plus	1-2	0-1
5 Players Score 10-Plus	1-0	0-0
6 Players Score 10-Plus	0-0	0-0
7 Players Score 10-Plus	0-0	0-0
POINTS SCORED		
Scores 40-49 Points	0-0	0-0
Scores 50-59 Points	0-2	0-0
Scores 60-69 Points	0-7	0-1
Scores 70-79 Points	0-1	0-1
Scores 80-89 Points	1-0	0-0
Scores 90-99 Points	1-0	0-0
Scores 100+ Points	0-0	0-0
DAY/NIGHT/WEEKDAY/WEEKEND		
Plays At Night	1-2	0-0
Plays During The Day	1-8	0-2
Plays On Weekdays	2-4	0-0
Plays On Weekends	0-6	0-2
UNIFORMS		
In Royal Blue	0-8	0-2
In Navy Blue	0-0	0-0
In Silver	0-0	0-0
In White	2-2	0-0
In Mardi Gras	0-0	0-0



NEW ORLEANS BASKETBALL

NCAA TEAM RANKINGS

GAMES THROUGH 12/29/2024

Statistic	National Rank	Conference Rank	Value	National Leader	Value	Conference Leader	Value
Assist/Turnover Ratio (355 ranked)	316	10	0.89	Auburn	2.15	UTRGV	1.41
Assists Per Game (355 ranked)	309	10	11.8	Utah	21.3	UTRGV	18.2
Bench Points per game (355 ranked)	334	11	14.83	Missouri	42.67	A&M-Corpus Christi	39.31
Blocks Per Game (355 ranked)	297	10	2.4	UConn	6.8	Lamar University	5.1
Effective FG pct (355 ranked)	350	11	0.440	Liberty	0.610	UIW	0.576
Fastbreak Points (355 ranked)	240	8	9.17	UAB	20.92	UTRGV	16.33
Field Goal Percentage (355 ranked)	347	11	38.8	UNI	52.0	A&M-Corpus Christi	50.4
Field Goal Percentage Defense (355 ranked)	339	10	47.5	Houston	34.1	SFA	38.6
Fouls Per Game (355 ranked)	158	4	16.7	Creighton	10.8	Houston Christian	14.3
Free Throw Attempts Per Game (355 ranked)	171	3	19.4	Winthrop	32.1	A&M-Corpus Christi	21.9
Free Throw Percentage (355 ranked)	343	9	63.5	Wisconsin	85.1	Southeastern La.	74.9
Free Throws Made Per Game (355 ranked)	261	5	12.3	Missouri	21.7	McNeese	14.6
Rebound Margin (355 ranked)	333	11	-5.8	Idaho St.	13.8	SFA	8.2
Rebounds (Defensive) Per Game (355 ranked)	301	9	23.25	Illinois	32.00	UTRGV	26.83
Rebounds (Offensive) Per Game (355 ranked)	64	4	12.92	Texas A&M	17.08	SFA	15.25
Rebounds Per Game (355 ranked)	193	6	36.17	Florida	45.42	SFA	41.50
Scoring Defense (355 ranked)	352	11	84.9	Houston	55.3	SFA	63.0
Scoring Margin (355 ranked)	349	11	-18.5	Maryland	26.2	A&M-Corpus Christi	11.3
Scoring Offense (355 ranked)	327	9	66.4	Kentucky	89.1	UTRGV	82.4
Steals Per Game (355 ranked)	169	11	7.2	UTEP	11.5	Nicholls	9.3
Three Point Attempts Per Game (355 ranked)	241	6	21.6	North Florida	37.1	UTRGV	34.8
Three Point Percentage (355 ranked)	320	9	29.7	Bradley	45.7	UIW	41.6
Three Point Percentage Defense (355 ranked)	264	9	34.9	Tennessee	24.9	Nicholls	28.3
Three Pointers Per Game (355 ranked)	302	9	6.4	North Florida	13.2	UTRGV	11.4
Turnover Margin (355 ranked)	289	10	-1.8	UC San Diego	8.1	McNeese	3.6
Turnovers Forced Per Game (355 ranked)	261	11	11.50	UTEP	19.15	SFA	15.33
Turnovers Per Game (355 ranked)	273	9	13.3	Purdue Fort Wayne	8.6	Nicholls	10.9
Winning Percentage (352 ranked)	342	11	16.7	4 teams tied	100.0	UTRGV	66.7



NEW ORLEANS BASKETBALL

NCAA INDIVIDUAL RANKINGS

GAMES THROUGH 12/29/2024

Statistic	Player	National Rank	Conference Rank	Value	National Leader	Value	Conference Leader	Value
Assist/Turnover Ratio (350 ranked)	JR Jacobs	112	2	2.25	Josh Hubbard, Mississippi St.	5.00	Jalin Anderson, UIW	2.41
Assists (343 ranked)	JR Jacobs	210	5	45	Ryan Nembhard, Gonzaga	130	Jalin Anderson, UIW	77
Assists Per Game (346 ranked)	JR Jacobs	186	5	3.8	Ryan Nembhard, Gonzaga	10.0	Jalin Anderson, UIW	6.4
Blocks (343 ranked)					Gabe Dynes, Youngstown St.	42	Jerald Colonel, Northwestern St.	28
Blocks Per Game (339 ranked)					Jayden Quaintance, Arizona St.	3.45	Jerald Colonel, Northwestern St.	2.80
Double Doubles (289 ranked)	James White	74	1	3	Maxime Raynaud, Stanford	10	4 players tied	3
Field Goal Attempts (335 ranked)	James White	12	1	212	Terrence Brown, FDU	257	James White, New Orleans	212
Field Goal Percentage (347 ranked)	James White	315	7	41.0	Daniel Batcho, Louisiana Tech	74.6	Garry Clark, A&M-Corpus Christi	61.9
Field Goals (341 ranked)	James White	37	1	87	Terrence Brown, FDU	117	James White, New Orleans	87
Free Throw Attempts (337 ranked)	James White	260	3	54	Ketron Shaw, UMES	130	Julian Mackey, Houston Christian	58
Free Throw Percentage (345 ranked)					Steven Ashworth, Creighton	98.0	Sincere Parker, McNeese	88.1
Free Throws (342 ranked)					PJ Haggerty, Memphis	102	Julian Mackey, Houston Christian	48
Minutes Per Game (350 ranked)	Jah Short James White	57 72	1 2	34:37 34:14	Luke Barrett, Saint Mary's (CA)	37:41	Jah Short, New Orleans	34:37
Points (348 ranked)	James White	62	1	230	Terrence Brown, FDU	317	James White, New Orleans	230
Points Per Game (990 ranked)	James White Jah Short	34 817	1 23	19.2 11.0	Eric Dixon, Villanova	25.8	James White, New Orleans	19.2
Rebounds (342 ranked)	James White MJ Thomas	101 192	1 4	95 84	Jamichael Stillwell, Milwaukee	155	James White, New Orleans	95
Rebounds (Defensive) Per Game (347 ranked)	James White	28	1	6.58	Nique Clifford, Colorado St.	8.92	James White, New Orleans	6.58
Rebounds (Offensive) Per Game (347 ranked)	MJ Thomas	25	1	3.42	Zuby Ejiofor, St. John's (NY)	4.46	MJ Thomas, New Orleans	3.42
Rebounds Per Game (349 ranked)	James White MJ Thomas	84 162	1 4	7.9 7.0	Carson Towt, Northern Ariz.	12.2	James White, New Orleans	7.9
Steals (342 ranked)	Jah Short	220	3	19	Hayden Gray, UC San Diego	53	Matt Hayman, SFA	25
Steals Per Game (335 ranked)	Jah Short	211	5	1.58	Hayden Gray, UC San Diego	3.79	Matt Hayman, SFA	2.08
Three Point Attempts (345 ranked)					Tyler McGhie, UC San Diego	131	Cliff Davis, UTRGV	113
Three Point Percentage (133 ranked)					Ahamad Bynum, UTEP	60.8	Davion Bailey, UIW	45.0
Three Pointers Per Game (345 ranked)	Dae Dae Hunter	345	10	1.92	Anthony Roy, Green Bay	4.36	Cliff Davis, UTRGV	3.83
Total 3-point FGM (316 ranked)					Tyler McGhie, UC San Diego	58	Cliff Davis, UTRGV	46
Triple Doubles (2 ranked)					Sean Smith, Western Ill.	2	Sheldon Williams, A&M-Corpus Christi	1



NEW ORLEANS BASKETBALL

SOUTHLAND RANKINGS AT A GLANCE

GAMES THROUGH 12/29/2024

Team	Offense				Defense			
	Scoring	FG Pct	3FG Pct	Rebounds	Scoring	FG Pct	3FG Pct	Rebounds
A&M-Corpus Christi	2	1	5	5	4	3	5	2
East Texas A&M	12	9	9	12	11	12	12	7
Houston Christian	11	11	11	11	8	11	7	10
Lamar University	5	6	3	4	6	5	6	8
McNeese	4	3	7	9	2	4	8	3
New Orleans	9	12	10	6	12	10	9	12
Nicholls	6	10	8	2	7	2	1	11
Northwestern St.	8	7	2	10	9	8	11	6
SFA	10	8	12	1	1	1	2	4
Southeastern La.	7	5	4	6	3	6	3	5
UIW	3	2	1	8	5	7	10	1
UTRGV	1	4	6	3	10	9	4	9

Team	FT Pct.	3FGs	Blocks	Steals	Assists	Scoring Margin	Rebound Margin	Turnover Margin	Ast/TO Ratio
A&M-Corpus Christi	11	11	5	1	2	1	3	2	2
East Texas A&M	8	3	7	8	9	11	10	12	11
Houston Christian	4	7	9	7	12	10	11	7	9
Lamar University	7	5	1	6	3	5	4	6	3
McNeese	3	9	8	3	7	3	7	1	6
New Orleans	10	10	11	12	11	12	12	10	10
Nicholls	9	4	6	2	8	6	8	3	5
Northwestern St.	5	6	2	10	5	9	9	9	7
SFA	12	12	3	5	9	8	1	11	12
Southeastern La.	1	8	10	9	6	7	6	8	8
UIW	6	2	4	11	4	2	2	4	4
UTRGV	2	1	12	4	1	4	5	5	1

Team	G	PF-PA	Avg score	Margin	FG-FGA	Pct.	3FG-FGA	Pct.	FT-FTA	Pct.	RebF	RebA	Margin
A&M-Corpus Christi	14	1150-944	82.1-67.4	+14.71	437-859	.509	86-254	.339	190-304	.625	528	448	+5.71
East Texas A&M	13	833-1028	64.1-79.1	-15.00	293-698	.420	103-341	.302	144-221	.652	397	448	-3.92
Houston Christian	13	850-928	65.4-71.4	-6.00	296-722	.410	89-314	.283	169-242	.698	398	469	-5.46
Lamar University	12	899-823	74.9-68.6	+6.33	336-751	.447	84-243	.346	143-214	.668	464	427	+3.08
McNeese	12	917-795	76.4-66.3	+10.17	331-688	.481	80-262	.305	175-239	.732	412	388	+2.00
New Orleans	12	797-1019	66.4-84.9	-18.50	286-738	.388	77-259	.297	148-233	.635	434	503	-5.75
Nicholls	12	892-832	74.3-69.3	+5.00	331-789	.420	89-292	.305	141-217	.650	479	464	+1.25
Northwestern St.	12	824-858	68.7-71.5	-2.83	306-687	.445	83-239	.347	129-192	.672	406	411	-0.42
SFA	12	787-756	65.6-63.0	+2.58	297-688	.432	64-232	.276	129-219	.589	498	400	+8.17
Southeastern La.	12	865-808	72.1-67.3	+4.75	317-705	.450	82-241	.340	149-199	.749	434	405	+2.42
UIW	13	1048-886	80.6-68.2	+12.46	388-770	.504	125-294	.425	147-219	.671	465	382	+6.38
UTRGV	12	989-882	82.4-73.5	+8.92	363-798	.455	137-418	.328	126-170	.741	465	432	+2.75



NEW ORLEANS BASKETBALL

SOUTHLAND RANKINGS IN DEPTH I

GAMES THROUGH 12/29/2024

Scoring Offense

	Team	G	W-L	Pts	AVG
1.	UTRGV	12	8-4	989	82.42
2.	A&M-Corpus Christi	14	8-6	1150	82.14
3.	UIW	13	8-5	1048	80.62
4.	McNeese	12	7-5	917	76.42
5.	Lamar University	12	6-6	899	74.92
6.	Nicholls	12	7-5	892	74.33
7.	Southeastern La.	12	6-6	865	72.08
8.	Northwestern St.	12	5-7	824	68.67
9.	New Orleans	12	2-10	797	66.42
10.	SFA	12	6-6	787	65.58
11.	Houston Christian	13	4-9	850	65.38
12.	East Texas A&M	13	2-11	833	64.08

Scoring Defense

	Team	G	Pts	AVG
1.	SFA	12	756	63.00
2.	McNeese	12	795	66.25
3.	Southeastern La.	12	808	67.33
4.	A&M-Corpus Christi	14	944	67.43
5.	UIW	13	886	68.15
6.	Lamar University	12	823	68.58
7.	Nicholls	12	832	69.33
8.	Houston Christian	13	928	71.38
9.	Northwestern St.	12	858	71.50
10.	UTRGV	12	882	73.50
11.	East Texas A&M	13	1028	79.08
12.	New Orleans	12	1019	84.92

Scoring Margin

	Team	G	Off	Def	Margin
1.	A&M-Corpus Christi	14	82.14	67.43	+14.71
2.	UIW	13	80.62	68.15	+12.46
3.	McNeese	12	76.42	66.25	+10.17
4.	UTRGV	12	82.42	73.50	+8.92
5.	Lamar University	12	74.92	68.58	+6.33
6.	Nicholls	12	74.33	69.33	+5.00
7.	Southeastern La.	12	72.08	67.33	+4.75
8.	SFA	12	65.58	63.00	+2.58
9.	Northwestern St.	12	68.67	71.50	-2.83
10.	Houston Christian	13	65.38	71.38	-6.00
11.	East Texas A&M	13	64.08	79.08	-15.00
12.	New Orleans	12	66.42	84.92	-18.50

Free Throw Percentage

	Team	G	FTM	FTA	Pct.
1.	Southeastern La.	12	149	199	.749
2.	UTRGV	12	126	170	.741
3.	McNeese	12	175	239	.732
4.	Houston Christian	13	169	242	.698
5.	Northwestern St.	12	129	192	.672
6.	UIW	13	147	219	.671
7.	Lamar University	12	143	214	.668
8.	East Texas A&M	13	144	221	.652
9.	Nicholls	12	141	217	.650
10.	New Orleans	12	148	233	.635
11.	A&M-Corpus Christi	14	190	304	.625
12.	SFA	12	129	219	.589

Field Goal Percentage

	Team	G	FGM	FGA	Pct.
1.	A&M-Corpus Christi	14	437	859	.509
2.	UIW	13	388	770	.504
3.	McNeese	12	331	688	.481
4.	UTRGV	12	363	798	.455
5.	Southeastern La.	12	317	705	.450
6.	Lamar University	12	336	751	.447
7.	Northwestern St.	12	306	687	.445
8.	SFA	12	297	688	.432
9.	East Texas A&M	13	293	698	.420
10.	Nicholls	12	331	789	.420
11.	Houston Christian	13	296	722	.410
12.	New Orleans	12	286	738	.388

Field Goal Percentage Defense

	Team	G	FGM	FGA	Pct.
1.	SFA	12	264	684	.386
2.	Nicholls	12	287	702	.409
3.	A&M-Corpus Christi	14	321	780	.412
4.	McNeese	12	268	649	.413
5.	Lamar University	12	287	692	.415
6.	Southeastern La.	12	282	677	.417
7.	UIW	13	294	700	.420
8.	Northwestern St.	12	297	675	.440
9.	UTRGV	12	322	725	.444
10.	New Orleans	12	368	775	.475
11.	Houston Christian	13	353	726	.486
12.	East Texas A&M	13	364	737	.494



NEW ORLEANS BASKETBALL

SOUTHLAND RANKINGS IN DEPTH II

GAMES THROUGH 12/29/2024

3-Point FG Percentage

	Team	G	3FG	3FGA	Pct.
1.	UIW	13	125	294	.425
2.	Northwestern St.	12	83	239	.347
3.	Lamar University	12	84	243	.346
4.	Southeastern La.	12	82	241	.340
5.	A&M-Corpus Christi	14	86	254	.339
6.	UTRGV	12	137	418	.328
7.	McNeese	12	80	262	.305
8.	Nicholls	12	89	292	.305
9.	East Texas A&M	13	103	341	.302
10.	New Orleans	12	77	259	.297
11.	Houston Christian	13	89	314	.283
12.	SFA	12	64	232	.276

3-Point FG Percentage Defense

	Team	G	3FG	3FGA	Pct.
1.	Nicholls	12	79	279	.283
2.	SFA	12	75	262	.286
3.	Southeastern La.	12	88	306	.288
4.	UTRGV	12	76	253	.300
5.	A&M-Corpus Christi	14	96	312	.308
6.	Lamar University	12	82	258	.318
7.	Houston Christian	13	76	233	.326
8.	McNeese	12	101	304	.332
9.	New Orleans	12	117	335	.349
10.	UIW	13	103	288	.358
11.	Northwestern St.	12	99	275	.360
12.	East Texas A&M	13	107	284	.377

Rebounding Offense

	Team	G	Rebounds	AVG
1.	SFA	12	498	41.50
2.	Nicholls	12	479	39.92
3.	UTRGV	12	465	38.75
4.	Lamar University	12	464	38.67
5.	A&M-Corpus Christi	14	528	37.71
6.	Southeastern La.	12	434	36.17
	New Orleans	12	434	36.17
8.	UIW	13	465	35.77
9.	McNeese	12	412	34.33
10.	Northwestern St.	12	406	33.83
11.	Houston Christian	13	398	30.62
12.	East Texas A&M	13	397	30.54

Rebounding Defense

	Team	G	Rebounds	AVG
1.	UIW	13	382	29.38
2.	A&M-Corpus Christi	14	448	32.00
3.	McNeese	12	388	32.33
4.	SFA	12	400	33.33
5.	Southeastern La.	12	405	33.75
6.	Northwestern St.	12	411	34.25
7.	East Texas A&M	13	448	34.46
8.	Lamar University	12	427	35.58
9.	UTRGV	12	432	36.00
10.	Houston Christian	13	469	36.08
11.	Nicholls	12	464	38.67
12.	New Orleans	12	503	41.92

Rebounding Margin

	Team	G	Team	AVG	Opp.	AVG	Margin
1.	SFA	12	498	41.50	400	33.33	+8.17
2.	UIW	13	465	35.77	382	29.38	+6.38
3.	A&M-Corpus Christi	14	528	37.71	448	32.00	+5.71
4.	Lamar University	12	464	38.67	427	35.58	+3.08
5.	UTRGV	12	465	38.75	432	36.00	+2.75
6.	Southeastern La.	12	434	36.17	405	33.75	+2.42
7.	McNeese	12	412	34.33	388	32.33	+2.00
8.	Nicholls	12	479	39.92	464	38.67	+1.25
9.	Northwestern St.	12	406	33.83	411	34.25	-0.42
10.	East Texas A&M	13	397	30.54	448	34.46	-3.92
11.	Houston Christian	13	398	30.62	469	36.08	-5.46
12.	New Orleans	12	434	36.17	503	41.92	-5.75

Blocked Shots

	Team	G	No.	AVG
1.	Lamar University	12	61	5.08
2.	Northwestern St.	12	55	4.58
3.	SFA	12	52	4.33
4.	UIW	13	55	4.23
5.	A&M-Corpus Christi	14	55	3.93
6.	Nicholls	12	46	3.83
7.	East Texas A&M	13	43	3.31
8.	McNeese	12	37	3.08
9.	Houston Christian	13	38	2.92
10.	Southeastern La.	12	31	2.58
11.	New Orleans	12	29	2.42
12.	UTRGV	12	17	1.42



NEW ORLEANS BASKETBALL

SOUTHLAND RANKINGS IN DEPTH III

GAMES THROUGH 12/29/2024

Assists

	Team	G	No.	AVG
1.	UTRGV	12	218	18.17
2.	A&M-Corpus Christi	14	244	17.43
3.	Lamar University	12	192	16.00
4.	UIW	13	180	13.85
5.	Northwestern St.	12	164	13.67
6.	Southeastern La.	12	157	13.08
7.	McNeese	12	149	12.42
8.	Nicholls	12	147	12.25
9.	East Texas A&M	13	156	12.00
	SFA	12	144	12.00
11.	New Orleans	12	141	11.75
12.	Houston Christian	13	136	10.46

Steals

	Team	G	No.	AVG
1.	A&M-Corpus Christi	14	134	9.57
2.	Nicholls	12	112	9.33
3.	McNeese	12	108	9.00
4.	UTRGV	12	104	8.67
5.	SFA	12	102	8.50
6.	Lamar University	12	98	8.17
7.	Houston Christian	13	105	8.08
8.	East Texas A&M	13	102	7.85
9.	Southeastern La.	12	92	7.67
10.	Northwestern St.	12	90	7.50
11.	UIW	13	95	7.31
12.	New Orleans	12	86	7.17

Turnover Margin

	Team	G	Team	AVG	Opp.	AVG	Margin
1.	McNeese	12	134	11.17	177	14.75	+3.58
2.	A&M-Corpus Christi	14	175	12.50	225	16.07	+3.57
3.	Nicholls	12	131	10.92	161	13.42	+2.50
4.	UIW	13	146	11.23	166	12.77	+1.54
5.	UTRGV	12	155	12.92	173	14.42	+1.50
6.	Lamar University	12	154	12.83	171	14.25	+1.42
7.	Houston Christian	13	145	11.15	160	12.31	+1.15
8.	Southeastern La.	12	166	13.83	168	14.00	+0.17
9.	Northwestern St.	12	150	12.50	150	12.50	0.00
10.	New Orleans	12	159	13.25	138	11.50	-1.75
11.	SFA	12	220	18.33	184	15.33	-3.00
12.	East Texas A&M	13	229	17.62	174	13.38	-4.23

Assist/Turnover Ratio

	Team	G	Ast	AVG	T/O	AVG	Ratio
1.	UTRGV	12	218	18.17	155	12.92	1.41
2.	A&M-Corpus Christi	14	244	17.43	175	12.50	1.39
3.	Lamar University	12	192	16.00	154	12.83	1.25
4.	UIW	13	180	13.85	146	11.23	1.23
5.	Nicholls	12	147	12.25	131	10.92	1.12
6.	McNeese	12	149	12.42	134	11.17	1.11
7.	Northwestern St.	12	164	13.67	150	12.50	1.09
8.	Southeastern La.	12	157	13.08	166	13.83	0.95
9.	Houston Christian	13	136	10.46	145	11.15	0.94
10.	New Orleans	12	141	11.75	159	13.25	0.89
11.	East Texas A&M	13	156	12.00	229	17.62	0.68
12.	SFA	12	144	12.00	220	18.33	0.65

Offensive Rebounds Per Game

	Team	G	No.	AVG
1.	SFA	12	183	15.25
2.	Lamar University	12	161	13.42
3.	Nicholls	12	159	13.25
4.	New Orleans	12	155	12.92
5.	A&M-Corpus Christi	14	170	12.14
6.	UTRGV	12	143	11.92
7.	UIW	13	150	11.54
8.	Northwestern St.	12	132	11.00
9.	McNeese	12	130	10.83
10.	Southeastern La.	12	122	10.17
11.	Houston Christian	13	127	9.77
12.	East Texas A&M	13	123	9.46

Defensive Rebounds Per Game

	Team	G	No.	AVG
1.	UTRGV	12	322	26.83
2.	Nicholls	12	320	26.67
3.	SFA	12	315	26.25
4.	Southeastern La.	12	312	26.00
5.	A&M-Corpus Christi	14	358	25.57
6.	Lamar University	12	303	25.25
7.	UIW	13	315	24.23
8.	McNeese	12	282	23.50
9.	New Orleans	12	279	23.25
10.	Northwestern St.	12	274	22.83
11.	East Texas A&M	13	274	21.08
12.	Houston Christian	13	271	20.85



NEW ORLEANS BASKETBALL

HEAD COACH STACY HOLLOWELL



QUICK INFORMATION

- Birthdate: August 1, 1975.
- Born in Shreveport, La. Grew up in Mandeville, La.
- Family includes: Wife - Nicole, four children - Aaron, Emma, Jax Jett.
- Named the 13th Head Coach in program history on April 25, 2024.
- Coached Loyola New Orleans to the 2022 NAIA Championship.
- 166-78 (90-51) record in eight seasons at Loyola (New Orleans).
- 2 conference tournament, 1 regular season championship at Loyola (New Orleans).

BIOGRAPHY

Stacy Hollowell enters his first season on the Lakefront after being named the 13th men's basketball coach in school history last April. He replaced Mark Slessinger who spent 13 seasons as Privateers head coach and tallied the most wins in school history.

Hollowell comes to New Orleans after spending last season at Texas Southern as an assistant coach under Johnny Jones. During his one season Hollowell helped the Tigers to a 12-6 mark in the SWAC and a run to the SWAC tournament finals.

During the 2023-24 season Hollowell joined Kermit Davis' staff at Ole Miss as the Associate Athletic Director for Men's Basketball. During his time in Oxford, Hollowell oversaw day to day operations of the program with a focus on development and mentorship of student-athletes. He also helped the program achieve a top-12 recruiting class that season according to ESPN's rankings.

It was at Loyola (New Orleans) where Hollowell wrote his name into Louisiana folk lore. Hollowell left Loyola (New Orleans) after the 2021-22 season as the second winningest coach in school history and a national champion. During his eight seasons in charge of the Wolfpack he compiled a record of 166-78 (.680) and 90-51 (.638) record in conference play. His final team uptown won the 2022 NAIA National Championship - the second in school history and the first since 1945. His national championship team set a Loyola record with 37 wins that season, and the record for winning percentage at .974. That squad also set school records for points in a game (143) and the largest winning margin in school history (78). In an ironic twist of fate Hollowell beat UNO at Lakefront Arena in an exhibition game to start his run to the national title.

While at Loyola (New Orleans) Hollowell won 20+ games five times, won a pair of conference tournaments (2019, 2021) along with a regular season championship (2021). Prior to being named the head coach at Loyola he served as an assistant on the Wolfpack coaching staff starting in 2009 where he was part of another 20-win campaign. In total Hollowell has been part of six of the schools' ten total 20+ win seasons. He coached 19 All-Conference selections, and individual student athletes to Conference Player of the Year, Conference Defensive Player of the Year, Conference Newcomer of the Year and Conference Freshman of the Year status.

Hollowell was instrumental in the recruitment and development of two of Loyola New Orleans' best ever players - Zach Wrightsil and Myles Burns. Wrightsil was named both the 2021-2022 NAIA National Player of the Year, and Southern States Athletic Conference Player of the Year following the national championship. He is the program's all-time scoring leader, and first all time in assists, and second all-time in rebounds and steals. He also owns both the most points and rebounds in a single season in school Wolfpack.

Burns was named a three-time Southern States Athletic Conference Defensive player of the year. He ranks No. 1 in Wolfpack history in career rebounds, and holds both the single season record, and single season number two mark for rebounding in program history. Burns also finished his career with the most steals in program history, and the second most points.

Both Wrightsil (Marquette) and Burns (Ole Miss) transferred to Div. I schools after the national championship - a testament to Hollowell's ability to develop talent. Burns spent last season playing in the NBA G-League for Raptors 905.

Hollowell's career also boasts extensive international experience - having coached abroad in over 30 countries. Before first joining the Loyola staff as an assistant coach in 2011, Hollowell gained international experience coaching professionally in Qatar, Lithuania, Bahrain, and China. As assistant coach for the Qatar National Team under former New Orleans men's basketball coach Joey Stiebing, Hollowell helped the team qualify for the 2006 FIBA World Championship, the only world championship appearance in Qatar's history.

Hollowell was born in Shreveport, La. and raised in Mandeville, La. He was a four-year basketball player at Mandeville High School. He and his wife Nicole have three children, Emma, Jett and Jax, and stepson Aaron Traub.


AWARDS AND HONORS

- 2021-22 NAIA National Coach of the Year
- 2021-22 Don Meyer NAIA Coach of the Year
- 2021-22 HoopDirt.com NAIA National Coach of the Year
- 2021-22 NABC NAIA National Coach of the Year
- 2021-22 LABC Louisiana Small College Coach of the Year
- 2021-22 Southern States Athletic Conference Coach of the Year
- 2021-22 Allstage Sugar Bowl Coach of the Year for Louisiana
- 2021-22 Louisiana Coach of the Year (Louisiana Sports Writers Association)

HEAD COACHING RECORD YEAR-BY-YEAR

YEAR	SCHOOL	OVERALL	CONFERENCE	CONF. TOURNAMENT	POSTSEASON
2014-15	Loyola (NAIA)	14-13 (.519)	8-10 (.444)	1st Round	
2015-16	Loyola (NAIA)	17-13 (.567)	10-8 (.555)	Semifinals	
2016-17	Loyola (NAIA)	22-10 (.688)	14-6 (.700)	Semifinals	1st Round
2017-18	Loyola (NAIA)	16-13 (.552)	11-6 (.647)	Semifinals	
2018-19	Loyola (NAIA)	22-12 (.647)	13-9 (.590)	Champions	2nd Round
2019-20	Loyola (NAIA)	23-10 (.697)	11-7 (.611)	Finalists	Canceled due to COVID-19
2020-21	Loyola (NAIA)	15-6 (.714)	6-4 (.600)	Semifinals	Quarterfinals
2021-22	Loyola (NAIA)	37-1 (.974)	17-1 (.944)	Champions	National Champions
2024-25	New Orleans	2-4 (.333)	0-0 (.000)	tbd	tbd
UNO	0+ SEASONS	2-10 (.167)	0-2 (.000)	0-0 (.000)	0-0 (.000)
CAREER	9+ SEASONS	168-88 (.656)	90-54 (.625)	13-6 (.684)	9-3 (.750)

2024-2025 COACHING STAFF



TREY LINDSEY

ASSISTANT COACH / RECRUITING COORDINATOR

1ST SEASON AT UNO

Joins the team after two seasons as the head coach at his alma mater, Bowie High School. Lindsey spent one season on Head Coach Stacy Hollowell's staff at Loyola. He played a pivotal role in recruiting Zach Wrightsil and Myles Burns, who went on to become three-time All-Americans. Trey Played collegiately both at St. Edwards and ULM.




JAVAN FELIX

ASSISTANT COACH / DIR. OF PLAYER RELATIONS

2ND SEASON AT UNO

Came to New Orleans last season after assisting under Hollowell at Loyola the prior two seasons. Helped guide the Wolfpack to two regular season and conference tournament championships as well as the 2022 National Championship. Javan spent four seasons playing professional basketball both in Croatia and the G-League from 2016-2020. Felix played in 132 games for Texas under Rick Barnes and Shaka Smart, and was named All Big-12 in 2014. A New Orleans native, he played Basketball for the St. Augustin Purple Knights winning both a State Championship and Player of the Year award.




SILVY DOMINGUEZ

ASSISTANT COACH

3RD SEASON AT UNO

Dominguez enters his second season as an assistant coach at New Orleans and his third overall after originally serving as a consultant and analyst during the 2019-2020 campaign. Silvy has over three decades of coaching experience to help guide Hollowell's young staff. Silvy has coached at 13 different schools during his career. Highlights during that time include serving as the lead assistant for Rick Majerus at Utah, and Elite Eight appearance while at USC, and coaching with Ernie Kent while at St. Mary's and Boyd Grant while at Colorado State where they reached the NIT semifinals.



ANDREW FAVA

ASSISTANT COACH / DIR. OF OPERATIONS

1ST SEASON AT UNO

Andrew joins Coach Hollowell's staff after one season as an assistant at Belmont Abbey College. Two years ago he began coaching as a volunteer assistant at his alma mater Loyola (New Orleans) and helped guide the team to its second consecutive regular season and conference tournament championships. Andrew transferred to Loyola in 2019 from the University of Florida. Fava started all 38 games during Hollowell's National Championship season earning SSAC All-Conference second team honors during 2021-2022. As a walk on Fava made 13 appearances in two seasons while at in Gainesville between 2017-2018.

WHAT THEY ARE SAYING

Tim Floyd

New Orleans Athletics Hall of Famer

Former UNO, Iowa State, USC, UTEP and Chicago Bulls Head Coach

"The neighborhood kid down the street who I drove to our basketball camps in the eighties. I have followed his career path with great interest and pride. He has succeeded at every level. His national title at Loyola speaks for itself. Stacy has taken no short cuts to get to his dream job. He is ready for this, and I look forward to watching UNO's future success."

Johnny Jones

Current Texas Southern Head Coach

"Coach Stacy Hollowell epitomizes the essence of coaching excellence. His knowledge, dedication and passion for the game is always on display. The ability to form, establish and maintain relationships is a gift he has that's second to none. With a magnetic personality, strong family values and a proven track record as both a recruiter and winner will allow him to be a tremendous asset to any organization and community in which he represents."

Kermit Davis

Former Ole Miss and Middle Tennessee State Head Coach

"Stacy is fantastic. He has a great grasp on the city of New Orleans and would be a great fit at UNO. He's a really good recruiter and a really good coach. He has a great family and a good understanding of how to recruit to New Orleans."

Brett Simpson

Loyola New Orleans Athletic Director

"Stacy is fantastic. He would do a great job at UNO, and they'd be lucky to have him. Stacy is one of those special people you occasionally get a chance to work with in college athletics. He's great in the community and is a great connector of people. He brought in several donors during his time with us."



NEW ORLEANS BASKETBALL

2024-2025 QUICK FACTS

2024-2025 MEDIA INFORMATION

POSTGAME INTERVIEWS

New Orleans head coach Stacy Hollowell and requested student-athletes will be available to the media after each game following a customary 10-minute cooling down period. The Privateer locker room will not be open to the media. Each visiting team will set its own post-game policy.

INTERVIEW REQUESTS

New Orleans student-athletes and coaches will be available throughout the 2024-2025 season for interviews with members of the media before or after practice and by **APPOINTMENT ONLY** through the Athletic Communications Office.

It is important, however, that all requests for interviews be made through the New Orleans Athletic Communications Office via Chip Merritt, at (504) 722-9236 or clmerri1@uno.edu. This policy allows us to arrange a time that will not interfere with a student-athlete's academic schedule, which has top priority. **NO STUDENT-ATHLETE'S HOME PHONE NUMBER OR CELL PHONE NUMBER WILL BE RELEASED TO ENSURE EACH STUDENT-ATHLETE'S PRIVACY AWAY FROM THE COURT.**

CREDENTIALS

For a work credential for all home men's basketball games at Lakefront Arena, please email Chip Merritt (clmerri1@uno.edu) with your name and affiliation. Please note: we reserve the right to deny a credential.

SOCIAL MEDIA

The official Privateers men's basketball accounts will have up to the minute coverage of men's hoops throughout the season. Please contact Queliz if you have any questions.

Facebook /PrivateersHoops
Twitter @PrivateersHoops
Instagram @privateershops
YouTube /PrivateerAthletics

PHOTOS

All photos will be available by contacting the Athletic Communications office. Please reach out to Chip Merritt (clmerri1@uno.edu) or Emmanuel Pepis for any photo requests.

PARKING

Parking for media members is located behind the arena in the loading dock area. Please part in the shell lot across from the loading dock. Parking passes are available to working members of the media upon request. Please contact Chip Merritt or Emmanuel Pepis to arrange for a parking pass.

DIRECTIONS TO LAKEFRONT ARENA

6801 Franklin Ave., New Orleans, La.

>> **From the East (Slidell, Mississippi)**
Take I-10 West towards New Orleans and take the Franklin Avenue exit (238A). The arena is located on the corner of Franklin Avenue and Lake Pontchartrain.

>> **From the West (Metairie, Kenner, Baton Rouge)**
Take I-10 East to I-610 towards Slidell. Take the Franklin Avenue exit (4) and turn left at the light. The arena is located on the corner of Franklin Avenue and Lake Pontchartrain.

>> **From Downtown New Orleans**
Take I-10 East to Slidell and take the Elysian Fields exit (237). Follow Elysian Fields Avenue approximately 4 miles and turn right onto Leon C. Simon Blvd. Follow Leon C. Simon Blvd.

ATHLETIC COMMUNICATIONS

MBB Contact Chip Merritt
Office Room 209, Human Performance Center
Cell Phone (504) 722-9236
Email clmerri1@uno.edu
Office Phone (504) 280-6284
Office Fax (504) 280-3977

X @UNOPrivateers
Instagram @unoprivateers
Facebook /UNOPrivateers
Website UNOPrivateers.com

CLASSIFICATION & CONFERENCE HISTORY

YEARS	DIVISION	CONFERENCE
1969-1975	Div. II (Small College)	Independent
1975	Div. I	Independent
1976-1979	Div. I	Sun Belt
1980-1987	Div. I	Independent
1988-1991	Div. I	American South
1992-2010	Div. I	Sun Belt
2010-2011	Div. I (trans. to Div. III)	Independent
2011-2012	Div. I (trans. to Div. II)	Independent
2012-2013	Div. I	Independent
2013-Present	Div. I	Southland

NOTES - The Privateers **NEVER OFFICIALLY LEFT DIV. I** during the early 2010s. UNO was an affiliate member of the Gulf South Conference for tennis in 2011-12, and the Southland in 2012-13.

THE UNIVERSITY

Location	New Orleans, Louisiana
Enrollment	6,488
Founded	1958
Nickname	Privateers
Colors	Royal Blue & Silver
Affiliation	NCAA Division I
Conference	Southland
President	Dr. Kathy Johnson
>> Alma Mater	University of Massachusetts Amherst. '87

ATHLETIC DEPARTMENT

Interim Athletic Director	Vince Granito
>> Alma Mater	Youngstown State '83
Athletic Department Address	Human Performance Center 2000 Lakeshore Dr. New Orleans, La. 70148
Athletic Department Phone	(504) 280-6102
Athletic Department Fax	(504) 280-3977

MEN'S BASKETBALL HISTORY

First Season	1969-70
All-Time Record	883-727 (.548)
Conf. Season Championships	8
>> American South	4 - 1988, 1989, 1990, 1991
>> Sun Belt	3 - 1993, 1996, 1997
>> Southland	1 - 2017
Conf. Tournament Championships	4
>> Sun Belt	2 - 1978, 1996
>> American South	1 - 1990
>> Southland	1 - 2017
NCAA Appearances	5 - 1987, 1991, 1993, 1996, 2017
NIT Appearances	6 - 1983, 1988, 1989, 1990, 1994, 1997
CBI Appearances	1 - 2018
CIT Appearances	1 - 2019
Basketball Classic Appearances	1 - 2022

ON THE LAKEFRONT (LAKEFRONT ARENA & HUMAN PERFORMANCE CENTER)

Year Opened	1983 (LFA), 1969 (HPC)
Capacity	8,785 (LFA), 1,760 (HPC)
Press Row Phone	(504) 722-9236
Home Record	554-189 (.746)
>> Lakefront Arena	354-210 (.628)
>> Record under Hollowell	0-1 (.000)

BASKETBALL STAFF

Head Coach	Stacy Hollowell	
>> Alma Mater	St. Edwards '01	
>> Record at UNO	2-10 (.167)	1st Season
>> Career Record	168-87 (.658)	9th Season
Assistant Coach / Recruiting Coordinator	Trey Lindsey	1st Season
>> Alma Mater	St. Edwards '17	
Assistant Coach / Dir. of Player Relations	Javan Felix	2nd Season
>> Alma Mater	Texas '16	
Assistant Coach / Dir. of Operations	Andrew Fava	1st Season
>> Alma Mater	Loyola New Orleans '22	
Assistant Coach / Dir. of Operations	Silvy Dominguez	3rd Season
>> Alma Mater	New Mexico '76	
Graduate Assistant	Andrew Stagni	1st Season
>> Alma Mater	Loyola New Orleans '23	
Athletic Trainer	Hannah Hampton	2nd Season
>> Alma Mater	Southern Miss '19	

LAST SEASON

Overall Record	10-23
Southland Record (Finish)	4-14 (8th Place)
Final Ranking	Not Ranked
Postseason	None

2024-2025 TEAM INFORMATION

Starters Returning/Lost	3/2	(R) Short, Vincent (L) Johnson, Jackson, Wilson-Rouse
Lettermen Returning/Lost	3/11	(R) Short, Henry, Vincent (L) Bell, Booker, Glisson, Hart, Hill, Jackson, Jenkins Johnson, Jones, Washington, Wilson-Rouse Coleman, Davis, Grant, Hunter, Jacobs, Kemp, Rowbatham, Sowards, Thomas, White
Newcomers	10	
Prince		
Fr. / So. / Jr. / Sr.		4 / 2 / 4 / 4



NEW ORLEANS BASKETBALL

THE LAST TIME IT HAPPENED

THE LAST TIME THE PRIVATEERS...

SCORED 100 POINTS	W, 106-67 vs. SUNO	11/11/23
ALLOWED 100 POINTS	L, 104-57 at Iowa	12/22/24
SCORED < 60 POINTS	L, 104-57 at Iowa	12/22/24
ALLOWED < 60 POINTS	W, 82-59 vs. HCU	1/7/23
WON BY 30 POINTS	W, 91-51 vs. Birmingham Southern	12/14/23
LOST BY 30 POINTS	L, 98-62 at Texas	12/19/24
WON BY 20 POINTS	W, 84-58 vs. HCU	2/5/24
LOST BY 20 POINTS	L, 98-62 at Texas	12/19/24
SHOT 55% FROM FIELD	56.3 % vs. Texas A&M-Corpus Christi	1/13/24
MADE 20 FREE THROWS	21 at Tulane	11/22/24
MADE 10 3FG	10 at Tulane	11/22/24
HAD 50 REBOUNDS	53 vs. Birmingham Southern	12/14/23
HAD 20 ASSISTS	24 vs. HCU	2/5/24
HAD 10 STEALS	10 at Tulane	11/22/24
HAD < 10 TURNOVERS	9 at LSU	12/22/24
FORCED 20 TURNOVERS	20 at Robert Morriss	11/17/24
PLAYED OVERTIME	W, 93-87 at Tulane	11/22/24
PLAYED DOUBLE OVERTIME	L, 82-92 vs. McNeese	1/8/22
PLAYED TRIPLE OVERTIME	W, 96-94 vs. NJIT	1/21/14
BEAT A RANKED TEAM (AP)	W, 65-63 at #21 NC State	11/18/07
ALL STARTERS SCORE 10+	W, 86-78 vs. Central Arkansas	1/8/20
NO OPPONENTS STARTERS SCORE 10+	W, 74-53 vs. Nicholls	2/1/16

THE LAST TIME A PRIVATEER...

SCORED 25 POINTS			
HOME	Jordan Johnson	29	Belhaven
AWAY	James White	31	at Tulane
NEUTRAL	Jordan Johnson	29	vs. HCU#
	<i># Southland Conference Tournament - Lake Charles, La.</i>		
SCORED 30 POINTS			
HOME	Jordan Johnson	36	Tex. A&M-Commerce
AWAY	James White	31	at Tulane
NEUTRAL	Jordan Johnson	34	vs. SLU
SCORED 40 POINTS			
HOME	Jordan Johnson	40	Tex. A&M-CC
AWAY	Ledell Eackles	45	at Florida International
NEUTRAL	Never Accomplished		
GRABBED 15 REBOUNDS			
HOME	Travin Thibodeaux	15	Southeastern
AWAY	Erik Thomas	15	at Texas A&M-Corpus Christi
NEUTRAL	James Douglas	20	vs. Louisiana^
	<i>^ SBC Tournament - Little Rock</i>		
GRABBED 20 REBOUNDS			
HOME	Ervin Johnson	24	Jacksonville
AWAY	DeWaune Wesley	20	at Texas-Pan American (UTRGV)
NEUTRAL	Ernest Stackhouse	20	vs. Southern
	<i>^ NCAA Tournament - Nashville</i>		
GRABBED 25 REBOUNDS			
HOME	Lloyd Terry	25	Georgia State^
AWAY	Ervin Johnson	27	at Lamar
NEUTRAL	Never Accomplished		
	<i>^ Home record set at Mercedes-Benz Superdome.</i>		
HAD 10 ASSISTS			
HOME	JR Jacobs	12	Troy
AWAY	Rarlenesee Nelson	10	at Duquesne
NEUTRAL	Rico Weaver	10	vs. Centenary^
	<i>^ Mercedes-Benz Superdome</i>		
HAD 15 ASSISTS			
HOME	Jordan Crump	15	Wabash^
AWAY	Jordan Crump	17	at Savannah State
NEUTRAL	Never Accomplished		
	<i>^ Home record set at the Human Performance Center (Physical Education Building.)</i>		
DOUBLE-DOUBLES			
HOME	Carlos Hart	10 pts, 10 rebs	McNeesee
AWAY	James White	20 pts, 10 rebs	at McNeese
NEUTRAL	James White	20 pts, 11 rebs	vs. Lindenwood^
	<i>^ UMPC Events Center (home of Robert Morris) Urban-Bennett MTE</i>		
TRIPLE-DOUBLES - ALL HOME			
#1	Ervin Johnson	16 pts, 12 blks, 10 rebs	Texas A&M
#2	Carl Blair	13 pts, 11 asts, 10 rebs	HBU
#3	Travin Thibodeaux	11 asts, 10 pts, 10 rebs	Florida College

NOTE - Bold denotes this season.



NEW ORLEANS BASKETBALL

SINGLE GAME RECORDS

TEAM RECORDS

Points in a Game	131	vs. Marian	12/4/74
Points in a Game vs. Div. I	101*	at Nicholls	2/27/21
<i>* overtime game</i>			
Field Goals Made	57	vs. Marian	12/4/74
Field Goals Attempted	108	vs. Lewis	1/5/74
Field Goal Percentage	.765 (26-of-34)	vs. Wisconsin-Green Bay	11/28/98
Three-Pointers Made	15	vs. North Texas	2/14/01
Three-Pointers Attempted	33	vs. Texas Southern	3/20/19
Three-Point Percentage*	.750 (9-of-12)	vs. Abilene Christian	2/28/15
	.750 (6-of-8)	at UC-Irvine	12/14/87
<i>*minimum six made three-pointers</i>			
Free Throws Made	42	at Nicholls	1/2/14
	42	vs. West Florida	12/18/69
Free Throws Attempted	61	at Nicholls	1/2/14
Free Throw Percentage*	1.000 (14-of-14)	at Southern Illinois	12/19/14
	1.000 (16-of-16)	at Champion Baptist	11/13/10
	1.000 (14-of-14)	vs. St. Xavier	1/2/75
<i>*minimum 14 made free throws</i>			
Rebounds	83	vs. Georgia Satate	12/20/71
Assists	39	vs. Marian	12/4/74
Blocks	17	vs. Texas A&M	12/29/92
Steals	23	vs. Southwestern (Kan.)	11/27/85
Turnovers	38	vs. LSU	3/16/83
Fouls	35	at Massachusetts	12/16/15

INDIVIDUAL RECORDS

Points	48	Butch Webster vs. Ball State	12/5/70
Field Goals Made	20	Butch Webster vs. Ball State	12/15/70
Field Goals Attempted	38	Butch Webster vs. Ball State	12/15/70
Field Goal Percentage*	1.000 (9-of-9)	Oscar Taylor vs. Pomona-Pizer	11/28/81
	1.000 (9-of-9)	Ledell Eackles vs. Lamar	2/4/88
	1.000 (9-of-9)	Ervin Johnson vs. Coppin State	1/6/91
<i>*minimum nine field goal attempts</i>			
Three-Pointers Made	9	Bryson Robinson at Central Arkansas	1/23/19
	9	James Parlow vs. Florida State	1/4/07
Three-Pointers Attempted	16	James Parlow vs. Florida State	1/4/07
Three-Point Percentage*	1.000 (6-of-6)	James Parlow vs. Troy	1/17/07
	1.000 (5-of-5)	A.J Meredith vs. North Texas	2/21/02
<i>*minimum five three-pointers made</i>			
Free Throws Made	18	Terry Gill vs. Texas A&M-Corpus Christi	12/18/71
Free Throws Attempted	21	John Hamilton vs. Georgia Southern	2/26/72
Free Throw Percentage*	1.000 (18-of-18)	Terry Gill vs. Texas A&M-Corpus Christi	12/18/71
<i>*the most makes without a miss in school history</i>			
Total Rebounds	27	Ervin Johnson at Lamar	2/18/93
Offensive Rebounds	15	James Douglas vs. Louisiana	3/3/96
Assists	18	Jordan Crump vs. Savannah State	11/30/74
Blocks	12	Ervin Johnson vs. Texas A&M	12/29/92
Steals	9	Generra Varmall at Rice	11/12/11
Turnovers	14	Terry Gill at Texas A&M-Corpus Christi	12/6/71
Minutes Played*	59	Mark Edwards vs. South Florida	2/8/79
<i>* four overtimes</i>			



NEW ORLEANS BASKETBALL

LAST 5 GAMES / LAST 10 GAMES




#1 • JR JACOBS • G • 5'10" • 170 lbs • SO

	GP-GS	MIN	FG%	3P%	FT%	PTS	REB	AST	TO	STL	BLK	PF
All	12-12	28.2	28.6%	21.4%	71.4%	5.2	1.6	3.8	1.7	1.0	0.1	1.9
Conf.	2-2	19.2	50.0%	40.0%	100.0%	6.0	0.5	2.0	1.5	0.5	0.0	1.0
Last 5	5-5	25.1	24.0%	18.2%	80.0%	3.6	1.8	2.6	1.2	0.8	0.0	1.2
Last 10	10-10	27.9	30.0%	18.2%	71.4%	5.2	1.6	2.9	1.8	0.9	0.1	2.0



#2 • JAH SHORT • G • 6'3" • 180 lbs • SO

	GP-GS	MIN	FG%	3P%	FT%	PTS	REB	AST	TO	STL	BLK	PF
All	12-12	34.6	41.4%	36.8%	56.4%	11.0	4.3	2.2	2.3	1.6	0.4	1.2
Conf.	2-2	37.5	35.3%	44.4%	40.0%	9.0	3.0	2.5	3.5	0.5	0.0	2.0
Last 5	5-5	36.5	33.3%	36.8%	40.0%	8.2	5.2	2.2	2.6	0.6	0.2	1.0
Last 10	10-10	35.9	38.5%	35.5%	58.1%	9.9	4.8	2.2	2.3	1.3	0.4	1.1



#3 • THEO GRANT • G • 6'3" • 170 lbs • JR

	GP-GS	MIN	FG%	3P%	FT%	PTS	REB	AST	TO	STL	BLK	PF
All	11-0	9.7	46.2%	29.4%	44.4%	4.5	1.0	0.1	0.5	0.4	0.1	0.6
Conf.	2-0	14.2	50.0%	20.0%	0.0%	6.5	0.5	0.0	0.5	1.0	0.0	0.5
Last 5	4-0	8.5	46.2%	16.7%	0.0%	3.2	0.2	0.0	0.2	0.5	0.0	0.2
Last 10	9-0	10.3	47.2%	29.4%	43.8%	5.1	1.0	0.1	0.6	0.4	0.1	0.4



#4 • OMARION HENRY • F • 6'7" • 195 lbs • JR

	GP-GS	MIN	FG%	3P%	FT%	PTS	REB	AST	TO	STL	BLK	PF
All	-	-	-	-	-	-	-	-	-	-	-	-
Conf.	-	-	-	-	-	-	-	-	-	-	-	-
Last 5	-	-	-	-	-	-	-	-	-	-	-	-
Last 10	-	-	-	-	-	-	-	-	-	-	-	-



#5 • JAMES WHITE • G • 6'5" • 202 lbs • SR

	GP-GS	MIN	FG%	3P%	FT%	PTS	REB	AST	TO	STL	BLK	PF
All	12-12	34.2	41.0%	37.5%	64.8%	19.2	7.9	1.8	2.5	0.7	0.2	1.0
Conf.	2-2	31.1	45.2%	30.0%	57.1%	17.5	7.5	2.0	2.5	0.0	0.0	0.5
Last 5	5-5	32.1	42.9%	35.0%	52.2%	19.4	8.0	1.6	2.0	0.6	0.0	0.8
Last 10	10-10	34.6	41.4%	37.0%	65.3%	19.3	7.9	1.9	2.5	0.7	0.3	1.1



#10 • DAE DAE HUNTER • G • 5'11" • 170 lbs • JR

	GP-GS	MIN	FG%	3P%	FT%	PTS	REB	AST	TO	STL	BLK	PF
All	12-7	20.0	34.9%	36.5%	77.3%	8.2	2.3	0.5	0.7	0.8	0.0	2.6
Conf.	2-2	18.3	14.3%	20.0%	80.0%	3.5	3.0	0.0	0.0	0.5	0.0	2.0
Last 5	5-5	24.3	32.4%	31.0%	70.0%	8.0	2.6	0.6	0.6	1.0	0.0	2.6
Last 10	10-7	21.3	36.1%	37.5%	72.2%	8.6	2.6	0.4	0.6	1.0	0.0	2.6



#11 • LELAND COLEMAN • F • 6'8" • 190 lbs • FR

	GP-GS	MIN	FG%	3P%	FT%	PTS	REB	AST	TO	STL	BLK	PF
All	10-0	5.5	50.0%	0.0%	100.0%	1.2	0.6	0.0	0.3	0.3	0.4	1.1
Conf.	2-0	3.5	100.0%	-	100.0%	2.0	0.5	0.0	0.5	0.0	0.0	1.5
Last 5	4-0	4.2	75.0%	-	100.0%	2.0	0.5	0.0	0.2	0.0	0.0	1.0
Last 10	8-0	5.3	44.4%	0.0%	100.0%	1.2	0.6	0.0	0.1	0.2	0.2	0.9




#13 • JAMOND "TURK" VINCENT • G • 6'4" • 215 lbs • SR

	GP-GS	MIN	FG%	3P%	FT%	PTS	REB	AST	TO	STL	BLK	PF
All	12-5	23.0	23.2%	11.5%	78.6%	3.8	3.5	1.6	1.4	0.9	0.6	0.9
Conf.	2-0	24.5	21.4%	0.0%	83.3%	5.5	6.0	1.5	1.5	1.0	1.0	1.0
Last 5	5-0	19.6	18.5%	0.0%	83.3%	3.0	3.4	1.4	0.8	0.8	0.4	0.6
Last 10	10-3	22.0	21.8%	10.0%	78.6%	3.7	3.5	1.8	1.4	0.9	0.6	1.0




#15 • GRANT KEMP • G • 5'9" • 165 lbs • JR

	GP-GS	MIN	FG%	3P%	FT%	PTS	REB	AST	TO	STL	BLK	PF
All	8-0	5.2	41.7%	25.0%	0.0%	1.5	0.6	0.2	0.2	0.4	0.0	0.8
Conf.	1-0	4.2	-	-	0.0%	0.0	1.0	0.0	0.0	0.0	0.0	0.0
Last 5	4-0	6.3	33.3%	28.6%	0.0%	2.0	0.8	0.2	0.2	0.0	0.0	0.8
Last 10	6-0	5.7	36.4%	25.0%	0.0%	1.7	0.5	0.2	0.2	0.2	0.0	0.7



#20 • LUKE DAVIS • F • 6'9" • 220 lbs • SR

	GP-GS	MIN	FG%	3P%	FT%	PTS	REB	AST	TO	STL	BLK	PF
All	12-2	12.1	33.3%	0.0%	53.3%	2.2	2.6	0.3	0.8	0.2	0.1	2.1
Conf.	2-1	6.9	40.0%	0.0%	-	2.0	1.0	0.5	0.5	0.5	0.0	2.0
Last 5	5-1	10.5	41.7%	0.0%	25.0%	2.2	2.0	0.2	0.6	0.2	0.0	2.6
Last 10	10-2	12.2	36.0%	0.0%	53.8%	2.5	2.8	0.4	0.7	0.2	0.0	2.2



#22 • KERWIN PRINCE • F • 6'8" • 225 lbs • SR

	GP-GS	MIN	FG%	3P%	FT%	PTS	REB	AST	TO	STL	BLK	PF
All	2-2	8.8	50.0%	-	-	4.0	2.5	0.5	0.5	0.0	0.0	1.5
Conf.	-	-	-	-	-	-	-	-	-	-	-	-
Last 5	-	-	-	-	-	-	-	-	-	-	-	-
Last 10	-	-	-	-	-	-	-	-	-	-	-	-



#23 • MJ THOMAS • F • 6'8" • 205 lbs • FR

	GP-GS	MIN	FG%	3P%	FT%	PTS	REB	AST	TO	STL	BLK	PF
All	12-8	24.2	53.1%	-	69.6%	8.3	7.0	0.6	1.2	0.9	0.6	3.8
Conf.	2-1	32.2	58.3%	-	63.6%	10.5	10.0	0.5	1.5	0.5	0.5	4.5
Last 5	5-4	28.0	52.6%	-	70.8%	11.4	7.6	0.8	1.6	0.4	0.4	3.8
Last 10	10-8	24.5	56.1%	-	72.1%	9.5	6.7	0.7	1.4	1.0	0.4	3.9



NEW ORLEANS BASKETBALL BROADCAST ROSTER

NOTE - CAREER HIGH ARE DIV. I ONLY / MISC NOTES AVAILABLE ON PAGE 3

1 JR JACOBS "J-R"

SO. GUARD | 5-10 | 170 | MEMPHIS, TN. | WALTERS STATE CC

2024-2025 AVERAGES

GP/GS MIN PTS FG% 3FG% FT% REBS AST TO RATIO STL BLK
12/12 28.2 5.3 28.6 21.4 7.4 1.6 3.8 1.7 2.3 1.0 0.1

SEASON HIGHS CAREER HIGHS

PTS.....12, 12/17/24 PTS.....12, 12/17/24
REBS.....4, 12/19/24 REBS.....4, 12/19/24
ASTS.....12, 11/9/24 ASTS.....12, 11/9/24
STLS...2 (4x), 12/22/24 STLS...2 (4x), 12/22/24
BLKS.....1, 11/22/24 BLKS.....1, 11/22/24
MIN...38, (2x) 11/22/24 MIN 38, (2x) 11/22/24

NEWS AND NOTES

- 12 assists vs. Troy most by Privateer since 2012.
- No. 2/112 in SLC/NCAA in ast/to ratio, No. 5 in SLC in app.
- Four or more assists in 5 game this year.
- No. 2 in NJCAA in app '23-24.
- MVP of '22 Tenn. NJCAA tournament.
- 2022 McDonalds All-American Candidate, 1,000+ pts in HS.

2 JAH SHORT "JAH"

SO. GUARD | 6-3 | 180 | GREENVILLE, N.C. | FARMVILLE HS

2024-2025 AVERAGES

GP/GS MIN PTS FG% 3FG% FT% REBS AST TO RATIO STL BLK
12/12 34.6 11.0 41.4 36.8 56.4 4.3 2.3 2.3 1.0 1.6 0.4

SEASON HIGHS CAREER HIGHS

PTS.....19, 11/5/24 PTS.....19, 11/5/24
REBS.....11, 12/5/24 REBS.....13, 11/11/23
ASTS.....4, 11/5/24 ASTS...4 (3x), 11/5/24
STLS...4 (2x), 11/14/24 STLS...5, 2/19/24
BLKS.....2, 11/14/24 BLKS...2 (2x), 11/14/24
MIN.....42, 11/22/24 MIN.....42, 11/22/24

NEWS AND NOTES

- No 1 in SLC, No. 57 in NCAA in minutes played per game.
- Tied for 5th in Southland in steals per game.
- 1+ sts in 8 of 12 games this year, two games with four steals.
- Career-high 19 points at Kansas State. Had 11 rebs. at Iowa.
- Final three years at Farmville HS: won 2-of-3 state titles.
- 2x State finals Most Outstanding Player.

3 THEO GRANT

JR. GUARD | 6-3 | 170 | SCHERTZ, TEXAS | TEMPLE COLLEGE

2024-2025 AVERAGES

GP/GS MIN PTS FG% 3FG% FT% REBS AST TO RATIO STL BLK
11/0 9.7 4.5 46.2 29.4 44.4 1.0 0.1 0.5 0.2 0.4 0.1

SEASON HIGHS CAREER HIGHS

PTS.....15, 11/15/24 PTS.....15, 11/15/24
REBS...3 (2x), 11/27/24 REBS...3 (2x), 11/27/24
ASTS.....1, 11/22/24 ASTS.....1, 11/22/24
STLS.....2, 12/28/24 STLS.....2, 12/28/24
BLKS.....2, 11/17/24 BLKS.....2, 11/17/24
MIN.....21, 12/28/24 MIN.....21, 12/28/24

NEWS AND NOTES

- Career-high 15 pts vs. Stonehill, scored 13 at McNeese.
- Tied with MJ thomas for the team lead in dunks with 6.
- 8.5 ppg, 4.4 rpg, 53% fg, 35% 3fg, 77% ft in 28 starts at Temple last season.
- NTJAC Player of the Week last March after back-to-back 30+ point games. Once scored 44 points vs Delgado CC.

5 JAMES WHITE

SR. GUARD | 6-5 | 202 | CONYERS, GA. | OLE MISS → UAB → UNO

2024-2025 AVERAGES

GP/GS MIN PTS FG% 3FG% FT% REBS AST TO RATIO STL BLK
12/12 34.2 19.2 41.0 37.5 64.8 7.9 1.8 2.5 0.7 0.7 0.3

SEASON HIGHS CAREER HIGHS

PTS.....31, 11/22/24 PTS.....31, 11/22/24
REBS...11 (2x), 12/22/24 REBS...11 (2x), 12/22/24
ASTS.....5, 11/27/24 ASTS.....5, 11/27/24
STLS.....3, 12/22/24 STLS.....3, 12/22/24
BLKS.....2, 11/14/24 BLKS.....2, 11/14/24
MIN.....44, 11/22/24 MIN.....44, 11/22/24

NEWS AND NOTES

- No. 1 in SLC in ppg, rpg, 20+pt games, def. rpg (6.58).
- No. 28 in NCAA in def. rpg, No. 34 in in ppg, No. 72 in mpg, per game, No. 84 in rpg.
- Scored in double figures in 11 of 12 games, 7 games of 20+.
- Combined 54 games / 11 starts for UAB ('23-24) and Ole Miss. ('21-23) prior to UNO.
- As a recruit ranked No. 135 in USA / No. 9 in Georgia.

10 DAE DAE HUNTER "DAY DAY" * while at Cal State Bakersfield

JR. GUARD | 5-11 | 170 | COMO, MISS. | CSB → PEARL RIVER CC → UNO

2024-2025 AVERAGES

GP/GS MIN PTS FG% 3FG% FT% REBS AST TO RATIO STL BLK
11/0 20.6 8.6 35.4 36.7 77.3 2.5 0.5 0.7 0.8 0.9 0.0

SEASON HIGHS CAREER HIGHS

PTS.....18, 11/27/24 PTS.....18, 11/27/24
REBS.....7, 11/27/24 REBS.....7, 11/27/24
ASTS.....2, 12/15/24 ASTS...2 (3x), 12/15/24
STLS...2 (2x), 12/15/24 STLS...3, 1/5/23*
BLKS.....None BLKS.....1, 11/7/22*
MIN.....35, 12/22/24 MIN.....35, 12/22/24

NEWS AND NOTES

- Scored 16 pts on 6-of-10 shooting at Texas. Four 3-pointers.
- Career highs in pts (18), rebs (7) at Baylor. 6-of-10 3FG
- 30 games, 14.2ppg, 92.9% FT, 2.8 rpg, 1.5 spg, 1.4 apg with 22 games in dbl-fig last season - 30pts at Delgado (12-15fg) ... 32 games, 2 starts, 3.0 ppg, 1.1 rpg, 0.4 spg, 12.5 mpg, 30.9% FG, 26.7% 3FG, 72.2% FT CSB in 22-23.
- 1 of 25 named to MaxPrep's Small Town All-American in '22.

11 LELAND COLEMAN "LEE-LAND"

FR. FOWARD | 6-8 | 190 | RICHMOND, VA. | HARGRAVE MILITARY ACADEMY

2024-2025 AVERAGES

GP/GS MIN PTS FG% 3FG% FT% REBS AST TO RATIO STL BLK
10/0 5.5 1.2 50.0 0.0 100.0 0.6 0.0 0.3 0.0 0.3 0.4

SEASON HIGHS CAREER HIGHS

PTS...4 (2x), 12/28/24 PTS...4 (2x), 12/28/24
REBS.....2, 11/15/24 REBS.....2, 11/15/24
ASTS.....None ASTS.....None
STLS.....2, 11/15/24 STLS.....2, 11/15/24
BLKS...1 (4x), 11/17/24 BLKS...1 (4x), 11/17/24
MIN.....15, 11/15/24 MIN.....15, 11/15/24

NEWS AND NOTES

- Has a block in four of 10 appearances this season.
- 12.2 ppg, and 7.3 rpg last season at Hargrave Academy.
- Named a potential "late steal" prospect by Phenom Hoop Report in January.
- Older brother, Henry, played at Texas A&M and is one of just five in Aggie history with 1k+ pts, 600+ rebs, and 100+ steals.

13 TURK VINCENT

SR. GUARD | 215 | NEW ORLEANS, LA. | L.B. LANDRY HS

2024-2025 AVERAGES

GP/GS MIN PTS FG% 3FG% FT% REBS AST TO RATIO STL BLK
12/5 23.0 3.8 23.2 11.5 78.6 3.5 1.6 1.4 1.1 0.9 0.6

SEASON HIGHS CAREER HIGHS

PTS.....9, 12/17/24 PTS.....22, 2/25/23
REBS...9 (2x), 12/17/24 REBS.....14, 3/5/23
ASTS.....5, 11/14/24 ASTS.....6, 11/6/23
STLS...2 (4x), 12/17/24 STLS.....3, 1/13/24
BLKS.....2, 11/22/24 BLKS.....3, 3/6/23
MIN.....37, 11/17/24 MIN.....40, 3/6/23

NEWS AND NOTES

- Season best 9pts/9reb in conference opener at Nicholls.
- 8.4 ppg, 5.7 rpg, 1.2 apg, 42.7 FG%, and 71.2 FT%. in 23'-24.
- Vicious dunker - ESPN SC Top-10 twice - both vs. HCU (one last season, one in the 2023 Southland Tournament.)
- 8 dbl-dbls, 23 games in double-figures, and three 20 point games in his career.

15 GRANT KEMP

JR. GUARD | 5-9 | 165 | MADISONVILLE, LA. | WCU → LSU-A → UNO

2024-2025 AVERAGES

GP/GS MIN PTS FG% 3FG% FT% REBS AST TO RATIO STL BLK
8/0 5.2 1.5 41.7 25.0 0.0 0.6 0.3 0.3 1.0 0.4 0.0

SEASON HIGHS CAREER HIGHS

PTS.....6, 12/15/24 PTS.....6, 12/15/24
REBS...2, 12/19/24 REBS.....2, 12/19/24
ASTS...1 (2x), 12/15/24 ASTS...1 (2x), 12/15/24
STLS...1 (3x), 11/15/24 STLS...1 (3x), 11/15/24
BLKS.....None BLKS.....None
MIN.....13, 12/15/24 MIN.....13, 12/15/24

NEWS AND NOTES

- Career Highs 6 pts & 13 min. at Iowa, 2 rebs at Texas.
- Washington College in 22-23 (Div. III), LSU-Alexandria in 23-24. Averaged 1.9ppg, 2.1apg, 2.3 rpg, 30% FG, & 51.6% FT in 24 games/16 starts last season.
- Led Archbishop Hannan HS to their first state championship as a senior. Finished his high school career with 1,000+pts, 500+asts, and 500+reb. Once cut from 8th grade team.

20 LUKE DAVIS

SR. FORWARD | 6-9 | 220 | WINTERVILLE, N.C. | SWI → MC → UNO

2024-2025 AVERAGES

GP/GS MIN PTS FG% 3FG% FT% REBS AST TO RATIO STL BLK
12/2 12.1 2.2 33.3 0.0 53.3 2.6 0.3 0.8 0.4 0.2 0.1

SEASON HIGHS CAREER HIGHS

PTS.....6, 11/22/24 PTS.....6, 11/22/24
REBS.....8, 11/22/24 REBS.....8, 11/22/24
ASTS.....3, 11/22/24 ASTS.....3, 11/22/24
STLS...1 (2x), 12/28/24 STLS...1 (2x), 12/28/24
BLKS.....2, 11/9/24 BLKS.....1, 11/9/24
MIN.....20 (2x), 11/22/24 MIN.....20 (2x), 11/22/24

NEWS AND NOTES

- Career-high 7 points in 14 minutes off the bench vs. LSU.
- 6 pts, 8 rebs in 20 min off the bench vs. Tulane.
- In 10 games for Midland College last season, 3.9ppg & 6.7rpg on 50.8 FG%, and 74.3 FT%. JUCO All-American at Southwestern Illinois in '21-22 after averaging 13ppg and 11rpg.
- Four-year varsity player at Moravian Prep - led the Lions to a 2020 NC Carolina State Championship while averaging 11pts / 5rebs.

23 MJ THOMAS

FR. FORWARD | 6-8 | 205 | DENTON, TEXAS | LINK YEAR PREP

2024-2025 AVERAGES

GP/GS MIN PTS FG% 3FG% FT% REBS AST TO RATIO STL BLK
12/8 24.2 8.3 53.1 0.0 69.6 7.0 0.6 1.3 0.5 0.9 0.6

SEASON HIGHS CAREER HIGHS

PTS.....16, 12/17/24 PTS.....16, 12/17/24
REBS.....11, 11/5/24 REBS.....11, 11/5/24
ASTS.....3, 12/15/24 ASTS.....2, 12/15/24
STLS...3, 11/22/24 STLS...3, 11/22/24
BLKS.....2, 11/9/24 BLKS.....2, 11/9/24
MIN.....36, 12/17/24 MIN.....36, 12/17/24

NEWS AND NOTES

- 1st in SLC / 25th in NCAA in off. rpg (3.18), 4th in SLC in rpg.
- 11 rebs vs. Lindenwood and McNeese. 8 games w/ 6+ rebs.
- Sr. season at Denton HS: 17.0 ppg and 13.4rpg.
- As a Jr. led Calvert HS to the state championship game, was named All-State, MVP, and ESPN Texas Top-25.
- Between Denton & Calvert HS scored 2,323 pts & grabbed 1,500+ reb - coached by father Michael Thomas all four years.

24 KOHEN ROWBATHAM "KOE-EN ROW-BATH-AM"

FR. GUARD | 6-0 | 200 | METAIRIE, LA. | ST. THOMAS AQUINAS HS

2024-2025 AVERAGES

GP/GS MIN PTS FG% 3FG% FT% REBS AST TO RATIO STL BLK
11/0 6.9 1.9 47.4 0.0 42.9 0.5 0.7 0.9 0.8 0.3 0.0

SEASON HIGHS CAREER HIGHS

PTS.....5, 11/15/24 PTS.....5, 11/15/24
REBS...1 (5x), 12/28/24 REBS...1 (5x), 12/28/24
ASTS.....3, 12/17/24 ASTS.....3, 12/17/24
STLS...2, 12/17/24 STLS...2, 12/17/24
BLKS.....None BLKS.....None
MIN.....15, 11/15/24 MIN.....15, 11/15/24

NEWS AND NOTES

- Played his first three years of high school basketball at Northshore HS in Mandeville, and his final year at St. Thomas Aquinas.
- As a junior led Northshore to the state championship game.
- As a senior led the Panthers to the state quarter finals, averaging 23 points per game.
- Named All-State by the LHSAA all four years HS career.

32 JACKSON SOWARDS "S-OWW-ARDS"

FR. FORWARD | 6-7 | 185 | TULSA, OKLA. | METRO CHRISTIAN HS

2024-2025 AVERAGES

GP/GS MIN PTS FG% 3FG% FT% REBS AST TO RATIO STL BLK
7/0 1.5 0.0 0.0 0.0 0.0 0.1 0.0 0.0 0.0 0.0 0.0

SEASON HIGHS CAREER HIGHS

PTS.....None PTS.....None
REBS.....1, 12/15/24 REBS.....1, 12/15/24
ASTS.....None ASTS.....None
STLS.....None STLS.....None
BLKS.....None BLKS.....None
MIN.....2, 11/15/24 MIN.....2, 11/15/24

NEWS AND NOTES

- Pulled down first career rebound at Iowa.
- Averaged 15.6 ppg, with 6.6 rpg during his high school career. Shot 49% from the floor and 69% from the line.
- Scored over 1,000 points at Metro Christian HS.
- Was a 2023-2024 All-Pinnacle Conference Team member as a senior.



NEW ORLEANS BASKETBALL

PHOTO ROSTER

2024-2025 STUDENT-ATHLETES



1
JR JACOBS
SOPHOMORE GUARD
5-10 | 170 | Memphis, Tenn.



2
JAH SHORT
SOPHOMORE GUARD
6-4 | 180 | Greenville, N.C.



3
THEO GRANT
JUNIOR GUARD
6-3 | 170 | Schertz, Texas



4
OMARION HENRY
JUNIOR FORWARD
6-7 | 195 | St. Louis, Mo.



5
JAMES WHITE
SENIOR GUARD
6-5 | 202 | Conyers, Ga.



10
DAE DAE HUNTER
JUNIOR GUARD
6-11 | 170 | Como, Miss.




11
LELAND COLEMAN
FRESHMAN FORWARD
6-8 | 190 | Richmond, Va..



13
JAMOND "TURK" VINCENT
RS-SENIOR GUARD
6-4 | 215 | New Orleans, La.



15
GRANT KEMP
JUNIOR GUARD
5-9 | 165 | Madisonville, La.



20
LUKE DAVIS
SENIOR FORWARD
6-9 | 220 | Winterville, N.C.



22
KERWIN PRINCE
SENIOR FORWARD
6-8 | 225 | Waterbury, Conn.



23
MJ THOMAS
FRESHMAN FORWARD
6-8 | 205 | Denton, Texas



24
KOHEN ROWBATHAM
FRESHMAN GUARD
6-0 | 200 | Metairie, La.




32
JACKSON SOWARDS
FRESHMAN FORWARD
6-7 | 185 | Tulsa, Okla.

2024-2025 COACHING STAFF




STACY HOLLOWELL
HEAD COACH
1st Season at UNO




TREY LINDSEY
ASSISTANT COACH /
RECRUITING COORDINATOR
1st Season at UNO



JAVAN FELIX
ASSISTANT COACH /
DIR. OF PLAYER RELATIONS
2nd Season at UNO



SILVEY DOMINGUEZ
ASSISTANT COACH
3rd Season at UNO



ANDREW FAVA
ASSISTANT COACH
DIR. OF OPERATIONS
1st Season at UNO