



# KENTUCKY

## MEN'S BASKETBALL

# 24 25

8 NATIONAL CHAMPIONSHIPS | 49 SEC TITLES | 31 SEC TOURNAMENT CHAMPIONSHIPS | 57 ALL-AMERICANS | 143 NBA DRAFT PICKS

### SCHEDULE

#### NOVEMBER

4	23/23	-/	WRIGHT STATE	ESPNU	W, 103-62
9	23/23	-/	BUCKNELL	SECN+	W, 100-72
12	19/18	6/6	vs. Duke <sup>1</sup>	ESPN	W, 77-72
19	9/11	-/	LIPSCOMB <sup>2</sup>	SECN+	W, 97-68
22	9/11	-/	JACKSON STATE <sup>3</sup>	SECN+	W, 108-59
26	8/8	-/	WKU <sup>2</sup>	ESPNU	W, 87-68
29	8/8	-/	GEORGIA STATE	SECN	W, 105-76

#### DECEMBER

3	4/6	RV/RV	at Clemson <sup>4</sup>	ESPN	L, 70-66
7	4/6	7/8	vs. Gonzaga <sup>5</sup>	ESPN2	W, 90-89 <sup>OT</sup>
11	5/5	-/	COLGATE	ESPN2	W, 78-67
14	5/5	-/	LOUISVILLE	ESPN	W, 93-85
21	4/4	-/	vs. Ohio State <sup>6</sup>	CBS	L, 85-65
31	10/11	-/	BROWN	ESPNU	W, 88-54

#### JANUARY

4	10/11	6/5	FLORIDA*	ESPN	W, 106-100
7	6/7	RV/RV	at Georgia*	SECN	L, 82-69
11	6/7	14/13	at Mississippi State*	SECN	W, 95-90
14	8/9	11/11	TEXAS A&M*	ESPN2	W, 81-69
18	8/9	4/5	ALABAMA*	ESPN	L, 102-97
25	9/9	RV/RV	at Vanderbilt*	ESPN	L, 74-69
28	12/12	8/8	at Tennessee*	ESPN	W, 78-73

#### FEBRUARY

1	12/12	-/	ARKANSAS*	ESPN	L, 89-79
4	14/14	25/rv	at Ole Miss*	ESPN	L, 98-84
8	14/14	-/	SOUTH CAROLINA*	ESPN2	W, 80-57
11	15/18	5/4	TENNESSEE*	ESPN	W, 75-64
15	15/18	-/	at Texas*	ESPN	L, 82-78
19	17/21	-/	VANDERBILT*	SECN	7 p.m.
22	17/21	4/4	at Alabama*	ESPN	6 p.m.
26	-/	-/	at Oklahoma*	SECN	9 p.m.

#### MARCH

1	-/	-/	AUBURN*	ABC/ESPN	1/4 p.m.
4	-/	-/	LSU*	ESPN2/U	7/9 p.m.
8	-/	-/	at Missouri*	ESPN/SECN	Noon

All times Eastern | \*SEC conference game | HOME GAMES IN CAPS  
<sup>1</sup> Champions Classic (State Farm Arena | Atlanta)  
<sup>2</sup> BBN Invitational (Rupp Arena | Lexington, Ky.)  
<sup>3</sup> BBN Invitational and Unity Series (Rupp Arena | Lexington, Ky.)  
<sup>4</sup> SEC/ACC Challenge (Littlejohn Coliseum | Clemson, S.C.)  
<sup>5</sup> Battle in Seattle | (Climate Pledge Arena | Seattle)  
<sup>6</sup> CBS Sports Classic (Madison Square Garden | New York)

### BROADCAST INFO

#### TELEVISION

Play-by-play: Roy Philpott  
 Analyst: Daymeon Fishback



#### UK RADIO

Play-by-play: Tom Leach  
 Analyst: Jack Givens



#### SATELLITE RADIO

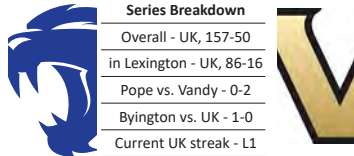
UK Radio on Sirius: - 84



## Vanderbilt (17-8, 5-7) at #17/21 KENTUCKY (17-8, 6-6)

Wednesday, Feb. 19 • 7 p.m. ET • Rupp Arena at Central Bank Center (20,500) • Lexington, Ky.  
 #GoBigBlue • #WeAreUK • @KentuckyMBB

### THE MATCHUP



#### Series Breakdown

Overall - UK, 157-50  
 in Lexington - UK, 86-16  
 Pope vs. Vandy - 0-2  
 Byington vs. UK - 1-0  
 Current UK streak - L1

#### Mark Pope

Overall Record: 204-116

Record at Kentucky: 17-8

Overall Seasons: 10th

at Kentucky: 1st

#### Mark Byington

Overall Record: 237-145

Record at Vandy: 17-8

Overall Seasons: 12th

at Vanderbilt: 1st

### TALE OF THE TAPE

UK	STATISTIC	OPP.
85.9	Points Per Game	80.4
39.6	Rebounds PG	35.0
17.4	Assists PG	14.2
4.2	Blocks PG	4.0
6.2	Steals PG	9.2
10.5	Turnovers PG	10.0
.483	FG Pct.	.459
.379	3-Pt FG Pct.	.330
.731	FT Pct.	.745
+1.7	Assist-to-TO Ratio	+1.4

### STAT LEADERS

POINTS PER GAME		
UK	Otega Oweh	16.0
VU	Jason Edwards	17.6
REBOUNDS PER GAME		
UK	Amari Williams	8.8
VU	Devin McGlockton	7.8
ASSISTS PER GAME		
UK	Lamont Butler	4.6
VU	A.J. Hoggard	4.6
STEALS PER GAME		
UK	Lamont Butler	1.8
VU	Tyler Tanner	2.0
BLOCKS PER GAME		
UK	Amari Williams	1.3
VU	Devin McGlockton	1.2
3-POINTERS		
UK	Koby Brea	63
VU	Tyler Nickel	57
FIELD-GOAL PERCENTAGE (min. 100 att.)		
UK	Amari Williams	.577
VU	Devin McGlockton	.602
FREE-THROW PERCENTAGE (min. 25 att.)		
UK	Ansley Almonor	.900
VU	Jason Edwards	.835

### NEED TO KNOW

Otega Oweh is the only player in the SEC to reach double-figure scoring in every game and one of 11 players in Division I to do so. He is the first Kentucky player since Malik Monk in 2017 to score in double figures in 25 straight games. He is posting career bests in points per game (16.0), free-throw percentage (.759), rebounds per game (4.6), assists per game (1.5) and steals per game (1.5). Oweh scored a career-high 24 points vs. Ole Miss and has seven games with 20 or points this season, the most on the team.

The Wildcats have been stung by the injury bug this season. UK has played just seven games at full strength this season. Kerr Kriisa has missed every game since Dec. 11, while starters Lamont Butler, Andrew Carr and Jaxson Robinson have also missed time.

Mark Pope has made an impression in year one at UK. His seven AP top-25 wins are already the fifth most among current SEC coaches during their first three years with the program. Dennis Gates of Missouri leads the way with 10 top-25 wins, now in his third year.

Amari Williams posted his eighth double-double of the season at Texas, the second most of any player in the SEC behind Johni Broome. Williams is averaging 41.0 PAR/40 min, the fifth most in Division I. That total is the third most by a UK player dating back to 1996-97, and the fifth-highest by an SEC player during that same time span.

Kentucky was selected as the No. 10 overall team in the NCAA Bracket Preview Show on Feb. 15. The Cats were projected as a No. 3 seed with one month to go until Selection Sunday.

### BY THE NUMBERS

<b>.759</b>	Nation's all-time best winning percentage
<b>25</b>	Double-figure games by Oweh in 2024-25
<b>7</b>	Wins against AP top-15 teams this season
<b>.545</b>	Trent Noah's 3-point FG% against SEC teams

### PREVIOUS GAME'S STARTERS



	Pos.	Ht.	Yr.	Hometown	PPG	RPG	APG	SPG	BPG	3PG	FG%	3FG%	FT%
00	G	6-4	Jr.	Newark, N.J.	16.0	4.6	1.6	1.5	0.5	0.8	48.8%	33.3%	75.9%
4	G	6-7	Gr.	Washington Heights, N.Y.	10.5	3.1	1.0	0.5	0.4	2.5	45.7%	44.1%	85.7%
11	G	6-1	Fr.	Eddyville, Ky.	2.1	0.7	0.5	0.2	0.0	0.5	34.9%	40.0%	71.4%
15	F	6-7	Sr.	Spring Valley, N.Y.	6.3	1.9	0.4	0.2	0.1	1.3	52.1%	43.8%	90.0%
22	C	7-0	Gr.	Nottingham, England	10.5	8.8	3.0	0.4	1.3	0.0	57.7%	33.3%	61.8%

#### OFF THE BENCH

1	Lamont Butler	G	6-2	Gr.	Moreno Valley, Calif.	12.5	2.8	4.6	1.8	0.3	1.1	50.9%	38.5%	69.2%
2	Jaxson Robinson	G	6-6	Gr.	Ada, Okla.	13.3	3.7	1.7	0.5	0.5	2.7	43.2%	38.1%	76.3%
5	Collin Chandler	G	6-5	Fr.	Farmington, Utah	1.2	0.5	0.5	0.5	0.1	0.2	26.7%	15.0%	75.0%
7	Andrew Carr	F	6-11	Gr.	West Chester, Pa.	9.5	4.8	1.9	0.5	0.5	0.5	52.7%	28.2%	80.0%
9	Trent Noah	F	6-5	Fr.	Harlan, Ky.	3.2	1.6	0.3	0.2	0.1	0.8	56.0%	52.6%	1.000%
10	Brandon Garrison	F	6-10	So.	Oklahoma City	5.9	4.3	2.2	0.6	0.6	0.3	53.0%	30.4%	54.2%
77	Kerr Kriisa	G	6-3	Sr.	Tartu, Estonia	4.4	2.4	3.8	0.4	0.2	1.1	27.9%	26.3%	85.7%




# TV/RADIO CHART



**00 OTEGA OWEH**

**Junior Guard**  
6-4 | 215  
Newark, N.J.  
Oklahoma  
*(oh-TEG-uh OH-way)*



**1 LAMONT BUTLER**

**Graduate Student Guard**  
6-2 | 208  
Moreno Valley, Calif.  
San Diego State




**2 JAXSON ROBINSON**

**Graduate Student Guard**  
6-6 | 192  
Ada, Okla.  
BYU




**4 KOBAY BREA**

**Graduate Student Guard**  
6-7 | 215  
Washington Heights, N.Y.  
Dayton  
*(BRAY-ah)*



**5 COLLIN CHANDLER**

**Freshman Guard**  
6-5 | 202  
Farmington, Utah  
Farmington HS



**7 ANDREW CARR**

**Graduate Student Forward**  
6-11 | 235  
West Chester, Pa.  
Wake Forest



**9 TRENT NOAH**

**Freshman Forward**  
6-5 | 220  
Harlan, Ky.  
Harlan County HS



**10 BRANDON GARRISON**

**Sophomore Forward**  
6-10 | 250  
Oklahoma City  
Oklahoma State



**11 TRAVIS PERRY**

**Freshman Guard**  
6-1 | 188  
Eddyville, Ky.  
Lyon County HS



**13 GRANT DARBYSHIRE**

**Junior Guard**  
6-2 | 188  
Cincinnati  
Sycamore HS



**15 ANSLEY ALMONOR**

**Senior Forward**  
6-7 | 244  
Spring Valley, N.Y.  
Fairleigh Dickinson  
*(ANS-lee ALL-mah-nor)*




**21 WALKER HORN**

**Junior Guard**  
6-3 | 185  
Austin, Texas  
Westlake HS



**22 AMARI WILLIAMS**

**Graduate Student Center**  
7-0 | 262  
Nottingham, England  
Drexel



**77 KERR KRIISA**

**Fifth Year Senior Guard**  
6-3 | 185  
Tartu, Estonia  
West Virginia  
*(KREE-suh)*



**MARK POPE**

**Head Coach**  
First Season



**ALVIN BROOKS III**

**Associate Head Coach**  
First Season



**MARK FOX**

**Associate Coach**  
First Season



**CODY FUEGER**

**Assistant Coach**  
First Season  
*(FEE-gurr)*



**JASON HART**

**Assistant Coach**  
First Season



**MIKHAIL MCLEAN**

**Assistant Coach**  
First Season  
*(MICK-hail MUH-clean)*



**NICK ROBINSON**

**Director of Operations**  
First Season



# ROSTER

## NUMERICAL

No.	NAME	Pos.	Ht.	Wt.	Cl.	HOMETOWN (PREVIOUS SCHOOL)	INSTAGRAM   X
00	Otega Oweh	G	6-4	215	Jr.	Newark, N.J. (Oklahoma)	otegaoweh   otegaoweh
1	Lamont Butler	G	6-2	208	Gr.	Moreno Valley, Calif. (San Diego State)	lamont.butler1   lamont_butler1
2	Jaxson Robinson	G	6-6	192	Gr.	Ada, Okla. (BYU)	j4xsonn   robinsonjaxx
4	Koby Brea	G	6-7	215	Gr.	Washington Heights, N.Y. (Dayton)	kobybrea   kobybrea
5	Collin Chandler	G	6-5	202	Fr.	Farmington, Utah (Farmington HS)	collinxchandler   collinchand13r
7	Andrew Carr	F	6-11	235	Gr.	West Chester, Pa. (Wake Forest)	andrewpcarr   apc_andrew
9	Trent Noah	F	6-5	220	Fr.	Harlan, Ky. (Harlan County HS)	trentnoah2   trentnoah2_
10	Brandon Garrison	F	6-10	250	So.	Oklahoma City (Oklahoma State)	brando2wavvy   brandonGarriso
11	Travis Perry	G	6-1	188	Fr.	Eddyville, Ky. (Lyon County HS)	tjp_11   travis_perry11
13	Grant Darbyshire	G	6-2	188	Jr.	Cincinnati (Sycamore HS)	grant_d_13   grantdarbyshire
15	Ansley Almonor	F	6-7	244	Sr.	Spring Valley, N.Y. (Fairleigh Dickinson)	ansleyalmonor   ansleyalmonor
20	Zach Tow	F	6-5	215	Jr.	Madisonville, Ky. (North Hopkins HS)	z_tow12   z_tow12
21	Walker Horn	G	6-3	185	Jr.	Austin, Texas (Westlake HS)	walkerhorn_   walkerhorn_
22	Amari Williams	C	7-0	262	Gr.	Nottingham, England (Drexel)	amariwillixms   amxriwillixms
77	Kerr Kriisa	G	6-3	185	Sr.	Tartu, Estonia (West Virginia)	kkriisa   kerrkriisa

## ALPHABETICAL

No.	NAME	Pos.	Ht.	Wt.	Cl.	HOMETOWN (PREVIOUS SCHOOL)	PRONUNCIATIONS
15	Ansley Almonor	F	6-7	244	Sr.	Spring Valley, N.Y. (Fairleigh Dickinson)	ANS-lee ALL-mah-nor
4	Koby Brea	G	6-7	215	Gr.	Washington Heights, N.Y. (Dayton)	BRAY-uh
1	Lamont Butler	G	6-2	208	Gr.	Moreno Valley, Calif. (San Diego State)	
7	Andrew Carr	F	6-11	235	Gr.	West Chester, Pa. (Wake Forest)	
5	Collin Chandler	G	6-5	202	Fr.	Farmington, Utah (Farmington HS)	
13	Grant Darbyshire	G	6-2	188	Jr.	Cincinnati (Sycamore HS)	
10	Brandon Garrison	F	6-10	250	So.	Oklahoma City (Oklahoma State)	
21	Walker Horn	G	6-3	185	Jr.	Austin, Texas (Westlake HS)	
77	Kerr Kriisa	G	6-3	185	Sr.	Tartu, Estonia (West Virginia)	KREE-suh
9	Trent Noah	F	6-5	220	Fr.	Harlan, Ky. (Harlan County HS)	
00	Otega Oweh	G	6-4	215	Jr.	Newark, N.J. (Oklahoma)	oh-TEG-uh OH-way
11	Travis Perry	G	6-1	188	Fr.	Eddyville, Ky. (Lyon County HS)	
2	Jaxson Robinson	G	6-6	192	Gr.	Ada, Okla. (BYU)	
20	Zach Tow	F	6-5	215	Jr.	Madisonville, Ky. (North Hopkins HS)	rhymes with HOW
22	Amari Williams	C	7-0	262	Gr.	Nottingham, England (Drexel)	

### Head Coach:

Mark Pope (Kentucky, 1996)

### Associate Head Coach:

Alvin Brooks III (Idaho State, 2002)

### Associate Coach:

Mark Fox (Eastern New Mexico, 1991)

### Assistant Coaches:

Cody Fueger (Utah, 2006)

FEE-gurr

Jason Hart (Syracuse, 2000)

Mikhail McLean (Houston, 2015)

MICK-hail MUH-clean

### Director of Operations:

Nick Robinson (Stanford, 2005)

### Strength and Conditioning Coach:

Randy Towner (Utah, 2016)

### Head Athletic Trainer:

Brandon Wells (Wisconsin-Stevens Point, 2007)

### Graduate Assistants:

Brian Fitzpatrick, Austin Pope, Leander Ridgeway



# POLLS, STATS, MEDIA INFO

## Weekly Media Schedule

all times ET unless indicated otherwise

19 Wed.	20 Thu.	21 Fri.	22 Sat.	23 Sun.	24 Mon.	25 Tue.
vs. Vanderbilt Lexington, Ky.   ESPN 7 p.m.		Mark Pope media availability Noon   Historic Memorial Coliseum Media Room	at Alabama Tuscaloosa, Ala.   ESPN   6 p.m.		UK Health Care Mark Pope Show   6 p.m.	UK players media availability TBD   Historic Memorial Coliseum Media Room
Mark Pope and UK players postgame media availability		Depart for Tuscaloosa	Mark Pope and UK players postgame media availability			

### Communications & PR Staff



#### Deb Moore

Senior Associate Director  
Cell - 859.559.5781  
Email - deb.moore@uky.edu



#### Greg Welsh

Assistant Director  
Cell - 215.990.0199  
Email - gregory.welsh@uky.edu

### Media Information

#### CREDENTIAL REQUESTS

Requests for single-game credentials are now open and the window to apply will close **three** days prior to game day online at [sportssystem.com/Kentucky](http://sportssystem.com/Kentucky).

#### CREDENTIAL CRITERIA

The University of Kentucky's decision to issue credentials to a media outlet for the purposes of covering a UK basketball home or away event is determined by a variety of factors. They include the following:

- Priority is given to outlets based on circulation size/ household reach/unique site visitors
- Additional consideration is based on amount of original content generated, number of full-time employees of the outlet, length of existence of the outlet and the journalist experience of the reporter(s)
- Attendance at Kentucky media sessions, including Olympic sport opportunities and the intention/ability to cover all sports at Kentucky both at home and on the road, also is considered
- Professionalism, which includes is not limited to conduct at games, press conferences, practices, on social media, etc.

Being granted credentials at another institution/event does not equate to meeting the criteria for the University of Kentucky. Being granted credentials for one UK event does not guarantee approval for other UK events. The University of Kentucky has the right to deny or revoke credentials under its own discretion. Credentialing also is dependent on space availability.

#### INTERVIEW POLICIES-GENERAL

All interviews with University of Kentucky basketball players or staff members must be arranged through the Communications and Public Relations office. Media should never contact a player or coach directly.

The Wildcat Coal Lodge, dormitories, team locker rooms and other team quarters are private team areas. Media members are not permitted in these areas unless accompanied by appropriate university personnel.

#### PRACTICE/PRESS CONFERENCES

Other than announced exceptions, UK basketball practices are closed to the media.

Player interviews are conducted pregame weekly and will be available to all UK media. UK will accept requests for player interviews, but they must be submitted 24 hours prior to the scheduled availability.

Coach Mark Pope will meet with members of the media at least once a week in the Memorial Coliseum Media Room.

Game-day shoot-arounds are closed to the media.

#### TELEPHONE PLAYER INTERVIEWS

Telephone interviews are available to the media on a call-back basis. Individual player and coach telephone numbers will not be given to members of the media.

Players are instructed not to conduct interviews when contacted directly by telephone. The Communications and Public Relations office will arrange for telephone interviews at a time most convenient for the student-athlete.

Other special requests are handled on a case-by-case basis.

#### POSTGAME INTERVIEWS

Following each game, there is a cooling-off period, during which time the players shower and dress. Approximately 10 minutes after the game ends, Coach Pope conducts his postgame press conference while a player speaks to the UK Sports Network.

Following Coach Pope's press conference in the Rupp Arena interview room and the cooling-off period, selected UK players are available in the interview room.

### The Polls

#### Associated Press Top 25 Feb. 17

1. Auburn (59)
2. Florida (1)
3. Duke
4. Alabama
5. Houston
6. Tennessee
7. Texas A&M
8. Iowa State
9. Texas Tech
10. St. John's
11. Wisconsin
12. Michigan
13. Purdue
14. Michigan State
15. Missouri
16. Marquette
17. **Kentucky**
18. Clemson
19. Arizona
20. Maryland
21. Mississippi State
22. Memphis
23. Kansas
24. Ole Miss
25. Louisville

Receiving Votes: New Mexico, Saint Mary's, UCLA, Creighton, Illinois, UConn, George Mason, Gonzaga, High Point

#### USA Today Coaches Poll Feb. 17

1. Auburn (31)
2. Florida
3. Duke
4. Alabama
5. Houston
6. Tennessee
7. Texas A&M
8. Iowa State
9. St. John's
10. Texas Tech
11. Wisconsin
12. Michigan
13. Michigan State
14. Purdue
15. Marquette
16. Missouri
17. Clemson
18. Arizona
19. Memphis
20. Maryland
21. **Kentucky**
22. Louisville
23. Mississippi State
24. Saint Mary's
25. Kansas

Receiving Votes: Ole Miss, UCLA, New Mexico, Creighton, Gonzaga, UConn, Illinois, UC San Diego, VCU, George Mason

### SEC Standings (as of Feb. 15)

Team	SEC Record	Overall Record
Auburn	11-1 (.917)	23-2 (.920)
Alabama	10-2 (.833)	21-4 (.840)
Florida	9-3 (.750)	22-3 (.880)
Texas A&M	9-3 (.750)	20-5 (.800)
Missouri	8-4 (.667)	19-6 (.760)
Ole Miss	8-5 (.615)	19-7 (.731)
Tennessee	8-5 (.615)	21-5 (.808)
<b>Kentucky</b>	<b>6-6 (.500)</b>	<b>17-8 (.680)</b>
Mississippi State	6-6 (.500)	18-7 (.720)
Vanderbilt	5-7 (.417)	17-8 (.680)
Texas	5-8 (.385)	16-10 (.615)
Arkansas	4-8 (.333)	15-10 (.600)
Georgia	4-9 (.308)	16-10 (.615)
Oklahoma	3-9 (.250)	16-9 (.640)
LSU	2-10 (.182)	13-12 (.520)
South Carolina	0-11 (.000)	10-15 (.400)

### UK in the Rankings (as of Feb. 15)

#### Team Rankings

Category	Stat	SEC [NCAA]
Assist-to-TO Ratio	1.65	3rd [10th]
Assists Per Game	17.4	1st [12th]
Bench Points Per Game	24.16	7th [82nd]
Blocks Per Game	4.2	12th [69th]
Effective FG Percentage	0.563	1st [20th]
Fastbreak Points	14.72	2nd [19th]
Field-Goal Percentage	.483	2nd [30th]
FG Percentage Defense	.424	12th [104th]
Fouls Per Game	17.2	11th [211th]
Free-Throw Attempts	21.2	8th [78th]
Free-Throw Percentage	.731	7th [130th]
Free Throws Per Game	15.5	8th [76th]
Rebound Margin	+4.0	7th [73rd]
Rebs (Defensive) PG	28.96	2nd [5th]
Rebs (Offensive) PG	10.68	11th [174th]
Rebounds Per Game	39.64	4th [23rd]
Scoring Defense	76.3	15th [295th]
Scoring Margin	+9.6	6th [43rd]
Scoring Offense	85.9	2nd [3rd]
Steals Per Game	6.2	14th [243rd]
3-Point Attempts/Game	26.4	3rd [58th]
3-Point Percentage	-.379	1st [23rd]
3-Point Defense	-.294	4th [15th]
3-Pointers Per Game	10.0	2nd [26th]
Turnover Margin	-0.7	13th [250th]
TO Forced Per Game	9.80	16th [332nd]
Turnovers Per Game	10.5	5th [54th]

#### Individual Rankings

Category/Player	Stat	SEC [NCAA]
Asst-TO-Ratio/Butler	2.32	5th [75th]
Assists Per Game/Butler	4.6	3rd [81st]
Blocks Per Game/Williams	1.29	12th [143rd]
Double-Doubles/Williams	8	2nd [39th]
Double-Doubles/Carr	2	15th [327th]
FG Percentage/Oweh	.488	6th [130th]
Free-Throw Percentage/Carr	.800	19th [197th]
Free-Throw Percentage/Oweh	.759	20th [315th]
Points Per Game/Oweh	16.0	10th [165th]
Points Per Game/Robinson	13.3	21st [461st]
Def. Rebs. Per Game/Williams	6.64	2nd [19th]
Off. Rebs. Per Game/Williams	2.20	17th [223rd]
Rebounds Per Game/Williams	8.8	2nd [36th]
Steals Per Game/Butler	1.79	9th [89th]
Steals Per Game/Oweh	1.48	19th [231st]
3-Point Percentage/Brea	.441	2nd [15th]
3-Point Percentage/Robinson	.381	5th [79th]
3-Point FG Per Game/Robinson	2.65	5th [85th]
3-Point FG Per Game/Brea	2.52	7th [111th]
Triple Doubles/Williams	1	1st [2nd]

### Upcoming in the SEC

Feb. 19 -Feb. 22 (all times ET)

Contest	Time	TV Network
<b>Wednesday, Feb. 19</b> <b>Vanderbilt at Kentucky</b>		
Arkansas at Auburn	7 p.m.	SEC Network
Alabama at Missouri	9 p.m.	ESPN
	9 p.m.	SEC Network
<b>Saturday, Feb. 22</b> Tennessee at Texas A&M	Noon	ESPN
Mississippi State at Oklahoma	1 p.m.	SEC Network
Ole Miss at Vanderbilt	3:30 p.m.	SEC Network
Georgia at Auburn	4 p.m.	ESPN/2
Florida at LSU	6 p.m.	SEC Network
<b>Kentucky at Alabama</b>	<b>6 p.m.</b>	<b>ESPN</b>
Missouri at Arkansas	8 p.m.	ESPN/2
Texas at South Carolina	8:30 p.m.	SEC Network
<b>Tuesday, Feb. 25</b> Florida at Georgia	7 p.m.	SEC Network
Tennessee at LSU	9 p.m.	SEC Network
Mississippi State at Alabama	9 p.m.	ESPN2/U
South Carolina at Missouri	9 p.m.	ESPN2/U
<b>Wednesday, Feb. 26</b> Vanderbilt at Texas A&M	7 p.m.	SEC Network
Ole Miss at Auburn	7 p.m.	ESPN2/U
<b>Kentucky at Oklahoma</b>	<b>9 p.m.</b>	<b>SEC Network</b>
Texas at Arkansas	9 p.m.	ESPN2/U



# NOTES

## Honoring the Cats

### Koby Brea

- SEC Co-Player of the Week (Jan. 6)

### Lamont Butler

- Naismith Defensive Player of the Year Watch List
- Oscar Robertson Trophy Midseason Watch List
- The Sporting News Midseason All-America Second Team selection
- USBWA National Player of the Week (Dec. 17)
- SEC Co-Player of the Week (Dec. 16)

### Andrew Carr

- SEC Player of the Week (Nov. 18)

### Otega Oweh

- Oscar Robertson Trophy Midseason Watch List

### Jaxson Robinson

- Julius Erving Award Midseason Watch List
- Preseason All-SEC Third Team (media and coaches)
- Naismith Player of the Year Watch List
- Julius Erving Award Preseason Watch List
- Wooden Award Watch List preseason
- Lute Olson Early-Season Watch List

### Amari Williams

- Kareem-Abdul-Jabbar Award Preseason Watch List

## Quick Facts

### GENERAL INFORMATION

**Location:** Lexington, Ky.

**Enrollment:** 36,161

**Founded:** 1865

**Colors:** Blue and White

**Nickname:** Wildcats

**Conference:** Southeastern Conference

**All-Time Record:** 2,415-766-1 (75.9%)

**Arena:** Rupp Arena (20,500)

**Rupp Arena Record:** 674-87 (88.6%) - 49th season

**NCAA Championships:** 8 (1948, '49, '51, '58, '78, '96, '98, 2012)

**NCAA Runners-Up:** 4 (1966, '75, '97, 2014)

**NCAA Tournament Record:** 130-55 (70.3%)

**Last NCAAT Appearance:** 2024, First Round

**President:** Dr. Eli Capilouto (Alabama, 1971)

**Athletics Director:** Mitch Barnhart (Ottawa, 1981)

**MBB Administrators:** Marc Hill (Iowa Wesleyan, 1993), Ray Oliver (Kansas, 1985)

**Head Coach:** Mark Pope (Kentucky, 1996)

**Pope Overall Record:** 204-116 (63.8%)

**Pope UK Record:** 17-8 (68.0%)

**Athletics Phone Number:** 859.257.8000

**Starters Returning/Lost:** 0/5

**Players Returning/Lost:** 2/14

## Kentucky Clipped at Texas on Saturday

Amari Williams had his eighth double-double of the season with 18 points and 12 rebounds, but No. 15 Kentucky lost at Texas, 82-78 on Saturday night in Austin.

Otega Oweh continued his streak of double-digit scoring efforts with 20 points. Oweh has scored in double figures in all 25 games this season, the first Kentucky player to score in double-digits in 25 consecutive games since Malik Monk during the 2016-17 season.

UK played without two starters as Lamont Butler and Jaxson Robinson missed the game due to injury.

The Wildcats began the game hot, sprinting out to a 9-2 lead in the early stages. Texas fought back and the first half would feature five ties and two lead changes. The Cats scored the last four points of the half to take a 41-37 lead to the locker room.

Kentucky matched its largest lead of the game early in the second half at 48-41, before a 13-3 run by the Longhorns put Texas back ahead, 54-51.

With the Wildcats leading 69-64 with 3:51 to play, UT surged with a 16-3 spurt to take control of the contest. Oweh hit a three at the buzzer to make the final, 82-78 for the Longhorns.

### Some additional notes from the game:

- Kentucky limited Texas to 21.7 percent from beyond the arc. UK is 11-1 this season when the opponent makes less than 25 percent from deep. The Cats are holding opponents to 19 percent from 3-point range over the last three games
- Amari Williams now has six double-doubles in his last 10 games
- Williams' 18-12-3 line is the eighth time in the last ten seasons a Wildcat has totaled at least 18 points, 12 rebounds and three assists in a game
- Ansel Almonor had 11 points, his 10th game of the season in double-figures
- Travis Perry made his first collegiate start and finished with six points and a career-high three assists
- With Lamont Butler, Jaxson Robinson and Kerr Kriisa out, UK has played only seven games this season at full strength.

## A Look at Kentucky's Résumé

Under the direction of Mark Pope, Kentucky has produced as impressive of a résumé as any team in the country. The Wildcats are 8-7 in Quad 1 games. Only Auburn (14) has more victories against Q1 foes, but UK has some of the most impressive wins of the year. It's even more impressive when you consider that UK has only been at full strength in seven games -- and just twice in its Q1 outings.

Here's a snapshot of Kentucky's Q1 contests. It includes a breakdown of where the teams were ranked at the time of the game, and where those teams are currently ranked, making some of the Cats' wins even more impressive.

The first column indicates where the team was ranked at the time of the game, in parenthesis is where the team is ranked as of Feb. 15.

Opponent	AP	Coaches	KP	NET
Duke (W)	6 (3)	6 (5)	3 (2)	N/A (2)
Clemson (L)	RV (23)	RV (19)	25 (26)	13 (27)
Gonzaga (W)	7 (RV)	8 (RV)	4 (11)	3 (14)
Louisville (W)	NR (RV)	NR (RV)	60 (29)	58 (29)
Ohio State (L)	NR (NR)	NR (NR)	38 (28)	22 (28)
Florida (W)	6 (3)	5 (3)	6 (4)	8 (4)
Georgia (L)	RV (NR)	RV (NR)	50 (40)	29 (35)
Mississippi St. (W)	14 (22)	13 (RV)	17 (31)	16 (30)
Texas A&M (W)	11 (8)	11 (9)	16 (13)	19 (12)
(H) Alabama (L)	4 (2)	5 (1)	9 (6)	7 (6)
(A) Vanderbilt (L)	RV (NR)	RV (NR)	48 (46)	37 (42)
(A) Tennessee (W)	8 (5)	8 (4)	6 (5)	4 (5)
Ole Miss (L)	25 (19)	RV (23)	21 (20)	23 (21)
(H) Tennessee (W)	5 (5)	4 (4)	4 (5)	4 (5)
Texas (L)	NR (NR)	NR (NR)	35 (34)	33 (31)

## Injury Bug

The Wildcats are 17-8 and have a 7-1 record against Associated Press Top 15 ranked opponents. The seven wins tops the 2002-03

(6) team for the most regular-season victories against top 15 foes in program history.

Kentucky is doing this despite only having a full roster for just seven games this season.

*UK's absences this season due to injury:*

Lamont Butler - 6 games (Gonzaga, Colgate, at Tennessee, Arkansas, at Ole Miss, at Texas)

Andrew Carr - 1 game (at Vanderbilt)

Jaxson Robinson - 2 game (home vs. Tennessee, at Texas)

Brandon Garrison - 1 game (Georgia State)

Kerr Kriisa - Has not been available since Dec. 7 at Gonzaga

## Kentucky Basketball Chapter XXIII: The Pope Era

Coaches around the country and the SEC likely heard the tune of Taylor Swift's "I knew you were trouble when you walked in ..." the moment Mark Pope stepped off the bus carrying him alongside more than 50 other UK men's basketball alumni on April 14, 2024. It was the date of his introduction as the 23rd men's basketball coach of the most storied program in college basketball in front of a filled Rupp Arena. And he's in fact, been nothing but trouble for opponents in 2024-25.

Pope has been a thorn in the side of seven Associated Press Top 15 teams thus far, including five ranked in the top 10.

- The seven wins against AP Top 15 teams in the regular season is a program record, bettering the 2002-03 team who earned six wins.
- Five of those have come against top-10 teams, which is also a program record.
- With a win over No. 6 Florida on Jan. 4, he joined Adolph Rupp as the only coaches in program history to win each of their first three matchups vs. AP Top-10 teams.
- He's done it in dramatic fashion as well. Pope and his squad overcame a 16-point halftime deficit to outlast No. 7 Gonzaga on Dec. 7, 2024. It matched the largest halftime hole overcome in program history.
- Making the mark even more impressive, the squad has captured only one win over a top-15 team at full strength. Lamont Butler missed the Gonzaga game, and Kerr Kriisa suffered an injury during the game with the Zags and has not played since. Only the 77-72 win over No. 6 Duke on Nov. 12, 2024.

Pope is already climbing the charts among league coaches with the seven wins over AP ranked teams. A breakdown of AP Top-25 wins among coaches at their respective SEC schools who coached their first three seasons at that program, while playing in the SEC. Porter Moser (Oklahoma) and Rodney Terry (Texas) are not included because they did not start their tenure at their respective schools as a member of the SEC.

*Dennis Gates (Missouri) - 10*

*Todd Golden (Florida) - 9*

*Chris Jans (Mississippi State) - 9*

*Nate Oats (Alabama) - 8*

***Mark Pope (Kentucky) - 7***

*Rick Barnes (Tennessee) - 6*

## Last Time vs. Vanderbilt

Kentucky fell on the road to the Commodores, 74-69, in the first meeting between the teams this season on Jan. 25. The Cats erased a 14-point halftime deficit to lead by as many as seven points in the second half, but ultimately Vanderbilt would pull ahead down the stretch.

Otega Oweh had 21 points and a career-high 12 rebounds to post his first double-double as a Wildcat and the second of his career.

Ansel Almonor made his first start of the season on that day and totaled 12 points on 4-of-5 shooting from 3-point range.

Jason Edwards led Vanderbilt in the contest with 18 points. Devin McGlockton has 14 points and six rebounds, while AJ Hoggard finished with six assists.

Since its win over the Cats, Vanderbilt has gone just 1-4, most recently relinquishing a 13-point halftime lead to lose at Tennessee.



# NOTES

## 2024-25 Lead-Deficit Comparison

Opponent	Biggest Lead	Biggest Deficit	Biggest Run	Changes	Ties	Led	Trailed	Result
WRIGHT STATE	44	-	14-0	0	1	39:44	0:00	W, 103-62
BUCKNELL	29	2	9-0	2	1	38:09	0:15	W, 100-72
vs. Duke	6	10	7-0	9	7	7:10	27:40	W, 77-72
LIPSCOMB	40	-	9-0	0	1	38:57	0:00	W, 97-68
JACKSON STATE	51	2	12-0	2	1	38:04	0:16	W, 108-59
WKU	21	3	8-0	2	2	36:38	1:39	W, 87-68
GEORGIA STATE	35	3	13-0	1	0	37:35	1:50	W, 105-76
at Clemson	6	8	9-0	13	4	14:21	23:15	L, 70-66
vs. Gonzaga	7	18	13-0	7	1	6:38	36:34	W, 90-89 <sup>OT</sup>
COLGATE	18	3	17-0	6	0	36:29	2:56	W, 78-67
LOUISVILLE	12	1	8-0	2	0	39:22	0:10	W, 93-85
vs. Ohio State	4	20	6-0	8	2	5:33	31:34	L, 85-65
BROWN	36	2	10-0	2	2	37:09	0:18	W, 88-54
FLORIDA*	11	11	16-0	1	2	27:40	10:50	W, 106-100
at Georgia*	4	14	6-0	5	3	8:09	29:55	L, 82-69
at Mississippi St.*	14	6	9-0	13	7	29:06	8:52	W, 95-90
TEXAS A&M*	14	7	13-0	4	3	26:49	10:07	W, 81-69
ALABAMA*	6	9	7-0	6	6	13:29	23:34	L, 102-97
at Vanderbilt*	7	14	11-0	17	4	10:37	26:08	L, 74-69
at Tennessee*	11	3	6-0	2	3	35:23	1:23	W, 78-73
ARKANSAS*	6	14	7-0	6	3	12:57	26:10	L, 89-79
at Ole Miss*	-	27	8-0	0	0	0:00	39:44	L, 98-84
SOUTH CAROLINA*	26	3	11-0	1	2	31:50	6:15	W, 80-57
TENNESSEE*	11	3	7-0	4	4	35:27	2:25	W, 75-64
at Texas*	7	8	7-0	7	9	22:46	13:12	L, 82-78
VANDERBILT*								
at Alabama*								
at Oklahoma*								
AUBURN								
LSU								
at Missouri*								
<b>BIGGEST/MOST</b>	<b>51</b>	<b>27</b>	<b>17-0</b>	<b>17</b>	<b>9</b>	<b>39:44</b>	<b>39:44</b>	
<b>TOTALS</b>						<b>628:43</b>	<b>324:52</b>	

## Division I Basketball Committee Top 16

One month from Selection Sunday, the Division I Men's Basketball Committee unveiled its top 16 teams on Feb. 15, listing Kentucky as the No. 10 team overall and a projected No. 3 seed in the west region. The SEC features six of the top 16 teams including three of the four projected No. 1 seeds. Since the bracket preview show debuted in 2017, only eight No. 3 seeds failed to stay in the top four lines on Selection Sunday. Overall, 84 percent of teams unveiled on the show remained on the top four lines when the final bracket was revealed.

## It Takes All of Us

Injuries to several Kentucky starters presented the opportunity for others to step in and fill the void, particularly during SEC play. And there's been no shortage of big moments for a number of Wildcats.

- Perhaps no player has "answered" that call than Ansley Almonor. In the six games from Jan. 11 to Feb. 1, the Spring Valley, N.Y. native averaged 22 minutes per game and 10.5 points. He was 17-28 from 3-point range during that span, good for 60.7 percent. He drained three or more triples in four of the games and scored in double figures five times. In the two victories over Tennessee, Almonor averaged 12.5 points and made 6 of 10 from distance. He poured in a team-high-tying 13 points vs. the Volunteers at home in 22 minutes of action. He has started the last seven games for the Cats.
- Big-man Brandon Garrison has a knack for arising in big moments. Against Duke, Garrison had eight points, all coming in the second half as UK mounted its comeback. He then came up big with 10 points and nine rebounds in 17 minutes in the biggest comeback effort of the season against Gonzaga. With UK guards Lamont Butler and Jaxson Robinson playing through pain, Garrison charted a season-high 15 points against South Carolina in a must-win game for the Cats.
- Affectionately referred to as the "Mountain Mamba," Trent Noah began to make an impact at Vanderbilt before breaking through with five points and a rebound in nine tough minutes on the road at Tennessee. He then scored five points and had a career-best five boards at home vs. the Gamecocks, but it was a breakout performance against the Volunteers at home that solidified his growing affection from Big Blue Nation. Noah poured in a career-best 11 points, including draining a pair of 3s to open up a lead in the first half, while sinking clutch free throws down the stretch for the season sweep. He is just the third player in program history to come off the bench and make at least three 3s against a top-5 AP ranked team. He joins Reed Sheppard (at #4 Tennessee) and Tyrese Maxey (vs. #1 Michigan State). Noah hails from Harlan County, which is nearby to the Tennessee border, making the win that much sweeter. Noah grabbed a career-high six rebounds at Texas, while also tallying seven points
- Travis Perry, the state of Kentucky's all-time leading high school basketball scorer, has been thrust into a more prominent role beginning with Kerr Kriisa's injury at Gonzaga. Perry quickly grabbed an offensive board and sunk a no-hesitation 3 early in the opening half against Mississippi State to help UK earn a much-needed road win. Against Texas A&M, two second-half 3s propelled UK to another top 15 victory. He then broke out for a career-best eight points, including a pair of 3s in the upset of No. 5 Tennessee at home. Perry made his first collegiate start at Texas and scored six points while dishing out three assists in 28 minutes of action. Wildcat fans are still deciding on a nickname for one of the state's all-time greats, with Lyon King rising as an early favorite.

## When There's a Will, There's an Oweh

Kentucky's junior guard Otega Oweh is Mr. Consistency for the Wildcats this season. Oweh is the only player to score in double figures in all of UK's 24 games. He the only SEC player to score in double figures in every game he has played this season. He is UK's leading scorer at 16.0 points per game, and leads the team with 37 steals.

- Oweh had team highs in points (13), rebounds (6) and blocks (2) in the upset of No. 5 Tennessee at home
- He scored 15 of his game-high 17 points in the second half vs. South Carolina to lead Kentucky to its largest margin of



# NOTES

- victory in SEC play
- Oweh scored 20 points in back-to-back games for the first time in his collegiate career. He tallied 21 points against Alabama on Jan. 18, and followed that up with another 21 on Jan. 25 at Vanderbilt
- On the road at Vanderbilt, Oweh posted the second double-double of his career and his first this season, finishing with 21 points and a career-high 12 rebounds
- In the home win against No. 6 Florida, Oweh scored 16 points, including 10 during a key 16-0 run in the first half that took Kentucky from 11 points down to a five-point advantage
- Oweh was stellar down the stretch in Kentucky's upset of Duke. In the final minute of action, he was 4 of 4 from the line, while generating a game-changing steal and an offensive rebound
- Against Louisville, he scored nine of his 17 points over the final two minutes of action
- All 11 of his points came after halftime in the win over Texas A&M. He also had three steals
- He is logging career bests in points per game (16.0), rebounds per game (4.6), free-throw percentage (.759), assists per game (1.6) and steals per game (1.5)
- Prior to this season, Oweh had only scored in double figures 22 times in his two-year career at Oklahoma
- He's at his best after the break. In first halves of games this season, Oweh is averaging 5.8 points per game on 42.9% shooting, while after halftime he is totaling a team-high 10.2 points per game and shooting at a 53.5% rate. He's also made 14 of 35 (40.0%) of his 3-point shots in the second frame
- Oweh has multiple steals in 13 games
- In a loss to Ohio State, Oweh was a perfect 13 of 13 from the free-throw line. That tied for the fifth-best single-game performance in program history. Four players have gone 14 of 14 from the charity stripe
- He poured in a career-high 24 points in the road game at Ole Miss. Oweh also chipped in with six rebounds and was a perfect 6 of 6 from the line

## Double Figures for Double "0"

Otega Oweh has scored in double figures in all 25 of Kentucky's games this season. Oweh is one of 11 players in Division I to score in double figures in each of their games this season and one of three "high major" players to do so. He is the only player in the SEC to accomplish the feat.

"High Major" players to score in double figures in each of their team's games this season as of Feb. 15:

- Trey Kaufman-Renn (Purdue) - 26 games

- Otega Oweh (Kentucky) - 25 games
- Kam Jones (Marquette) - 25 games

## Amari Williams: Mr. Triple Double

Kentucky center Amari Williams, who hails from Nottingham, England, etched his name in UK allure on Feb. 4 when he became just the fourth player in program history to register a triple-double.

Williams accounted for 12 points, 11 rebounds and a career-high 10 assists against Ole Miss. He is the only 7-footer in the last 20 years to have a points-rebounds-assists triple-double and the tallest player in program history to turn the trick.

Furthermore, Williams' 10 assists are the most ever by a 7-footer. Previously Sam Bowie (6) and Dakari Johnson (6) held the record.

For the season, he is averaging 10.5 points and a team-high 8.8 rebounds per game. He has led the Cats in rebounding in 17 of 25 games and has snared 10 or more in 12 outings.

Williams' eight double-doubles this season ranks second in the SEC, behind only Auburn's Johni Broome. In league play, Williams is boasting averages of 11.0 points, 9.3 rebounds and 3.8 assists per game, while shooting 58.8% from the field.

Williams has stuffed the stat sheet all season long and is currently averaging 41.0 points-rebounds-assists per 40 minutes, a number which ranks fifth in the country as of Feb. 15.

Dating back to 1996-97, Williams' PAR per 40 minutes total is the third highest by a Kentucky player behind only Demarcus Cousins in 2009-10 (44.3) and Oscar Tshiebwe in 2021-22 (42.2). During that same time span, Williams owns the fifth highest PAR/40 by an SEC player. The top five are below.

- 2024-25 Johni Broome: 45.4
- 2009-10 DeMarcus Cousins: 44.3
- 2023-24 Johni Broome: 44.0
- 2021-22 Oscar Tshiebwe: 42.2
- 2024-25 Amari Williams: 41.0

Among Williams' other notable accomplishments this season:

- At Mississippi State, he became just the second Kentucky player to have at least 10 points, 12 rebound, six assists and two blocks against an SEC opponent, joining Reggie Hanson
- He snared 12+ rebounds vs. both No. 14 Mississippi State and No. 11 Texas A&M, becoming the first UK player since Johnny Cox to snare 12 or more boards in consecutive games vs. AP Top 15 opponents
- He scored a season-high 22 points against Arkansas while snatching 11 rebounds and leading the team with three assists. He was the first UK player to lead the team in points/rebounds and assists in a game this season
- Williams was a catalyst for the upset of No. 8 Tennessee finishing with 10 points, 15

## UK's Record vs. AP Ranked Opponents and as an AP Ranked Opponent All-Time

Kentucky (RK)	Opponent Rank																									RV	NR	TOTAL	
	1	2	3	4	5	6	7	8	9	10	11	12	13	14	15	16	17	18	19	20	21	22	23	24	25				
1	-	3-1	0-2	6-1	4-1	2-1	2-0	3-0	5-1	0-1	1-2	0-1	2-0	2-0	0-0	3-0	1-0	3-0	2-0	1-0	4-1	1-0	0-0	0-0	0-1	1-0	175-18	221-31	
2	3-2	-	4-2	0-2	3-2	2-1	3-1	2-2	4-1	1-0	2-1	4-0	2-0	0-1	2-0	3-0	1-0	2-0	2-1	2-1	1-0	1-0	0-0	0-0	0-0	0-0	0-0	157-10	201-27
3	0-1	1-3	-	4-0	2-2	1-3	1-1	0-0	3-1	0-0	0-1	1-0	0-0	2-0	0-0	1-0	0-0	2-0	0-1	3-2	0-0	0-0	0-0	0-0	0-0	0-0	133-18	154-33	
4	0-0	0-2	0-1	-	0-0	0-1	2-2	0-2	0-0	1-0	0-0	0-0	1-0	2-2	0-0	0-1	0-0	0-0	0-0	0-0	0-0	1-0	0-1	1-0	3-0	1-2	73-18	85-32	
5	3-0	2-0	2-0	2-0	-	0-1	1-0	1-1	0-2	3-0	2-1	1-0	3-0	0-0	0-1	2-0	0-0	0-0	2-1	1-0	1-0	0-0	0-0	1-0	0-0	2-0	92-9	121-16	
6	1-1	1-0	1-0	0-0	1-1	-	1-0	1-0	1-0	0-0	1-2	0-0	0-0	1-0	2-0	0-0	1-0	1-0	0-1	0-0	1-0	0-0	1-0	0-0	1-0	0-0	2-1	63-12	80-18
7	0-1	0-0	0-0	1-2	2-0	3-0	-	0-0	0-0	0-0	2-0	0-0	1-1	1-2	2-1	1-0	0-0	3-1	2-0	1-1	0-1	0-0	1-0	0-0	0-0	0-0	48-15	68-25	
8	0-1	0-3	0-0	0-2	1-0	0-0	1-2	-	1-2	1-0	1-0	2-0	2-2	1-1	2-0	0-0	1-0	0-0	0-0	0-0	1-0	2-0	1-0	1-1	1-0	3-0	67-13	89-27	
9	0-0	1-0	0-0	0-2	1-0	0-0	1-2	1-0	-	0-0	0-0	0-0	2-0	0-0	0-0	1-0	1-0	1-0	1-0	0-0	1-0	0-0	1-0	1-0	1-0	0-1	65-12	79-17	
10	1-0	0-0	0-1	0-0	2-2	1-0	1-0	0-1	0-1	-	0-0	0-1	1-1	0-0	0-0	1-0	0-0	1-0	0-0	0-1	0-0	0-1	0-0	0-0	0-0	0-0	3-1	55-11	65-21
11	1-0	0-0	0-0	0-0	1-0	0-0	1-0	2-1	0-1	0-0	-	0-1	1-1	0-0	0-0	0-0	0-1	1-1	0-0	0-0	0-0	2-0	0-0	1-0	0-1	0-0	35-6	45-13	
12	0-0	0-2	0-0	0-0	2-0	0-0	0-0	2-0	0-0	2-0	0-0	-	0-0	1-0	0-0	1-0	1-1	0-0	0-0	0-0	0-1	0-0	0-0	0-1	0-0	1-0	28-8	38-13	
13	0-0	1-0	1-1	0-0	0-0	0-0	0-0	0-0	0-0	0-0	0-1	0-0	0-0	-	0-0	1-0	0-1	0-1	0-0	0-0	0-0	0-0	0-0	0-1	1-0	0-0	1-0	23-6	28-11
14	0-1	0-0	0-1	1-0	0-0	1-0	0-0	0-0	2-0	0-0	0-0	0-0	0-0	-	0-0	1-0	0-0	0-0	0-0	0-0	0-0	1-0	0-0	0-0	0-1	0-1	18-3	24-7	
15	0-0	0-0	0-1	1-0	1-0	0-1	0-0	0-0	1-0	0-0	0-0	1-0	0-0	1-0	-	0-0	0-0	1-2	0-0	1-0	0-0	0-0	0-0	0-0	0-0	0-0	0-0	22-3	29-7
16	0-0	0-0	0-0	0-1	0-0	0-1	0-0	0-0	0-0	1-0	0-0	0-0	0-0	1-0	0-0	-	1-0	0-0	0-0	0-0	0-0	0-1	0-0	0-0	0-0	0-0	3-0	22-2	28-5
17	0-1	0-0	0-0	0-0	0-0	0-1	0-0	0-0	0-0	0-0	0-0	0-0	2-0	0-0	0-0	0-0	-	0-0	1-0	0-0	1-0	0-0	1-0	0-0	0-1	0-0	13-5	18-9	
18	0-0	0-0	0-0	0-0	0-0	2-1	1-1	0-0	0-0	0-1	0-0	1-0	0-0	0-0	0-0	0-0	0-0	-	0-0	1-0	0-0	1-0	1-0	0-0	0-0	2-1	22-4	31-8	
19	0-0	0-0	1-0	0-0	0-0	1-0	0-0	0-0	1-0	0-0	0-0	0-0	0-0	0-0	0-0	0-0	1-1	0-0	0-0	-	0-0	0-0	0-0	0-0	0-0	1-1	18-1	23-3	
20	0-1	0-0	0-0	0-2	1-1	0-0	0-1	0-0	0-0	0-0	0-0	0-1	0-0	0-0	0-0	0-0	0-0	0-0	1-0	0-0	-	1-0	0-0	0-0	0-0	0-1	14-5	18-12	
21	0-0	0-0	0-0	0-0	0-0	0-0	0-0	0-0	0-0	0-0	0-0	0-0	0-0	0-0	0-0	0-0	0-0	0-0	0-0	0-0	0-0	0-0	0-0	0-0	0-0	2-0	2-1	4-1	-
22	0-0	0-0	0-0	0-0	0-0	0-0	0-0	1-0	0-0	0-0	0-0	0-0	2-0	0-0	1-0	0-0	0-0	0-0	0-0	0-0	0-0	0-0	0-0	-	0-0	0-0	2-0	10-2	16-2
23	0-0	0-0	0-0	1-0	0-0	0-0	0-0	0-0	0-0	0-0	0-0	0-0	0-0	0-0	0-0	0-0	0-0	0-0	0-0	0-0	0-0	0-0	0-1	0-0	-	0-0	1-2	6-1	8-4
24	0-0	0-0	0-0	0-0	0-0	0-0	0-0	0-0	0-0	0-0	0-0	0-0	0-0	0-0	0-0	0-0	0-0	0-0	0-0	0-0	0-0	0-0	0-0	0-0	-	0-0	0-0	0-2	0-2
25	0-1	0-0	0-0	0-0	0-0	0-0	0-1	0-0	0-0	0-1	0-0	0-0	0-0	0-0	0-0	0-1	0-0	0-0	0-0	0-0	0-0	0-0	0-0	0-0	0-0	0-0	0-0	5-3	5-7
RV	0-1	1-0	0-0	0-0	1-0	0-0	2-1	0-0	0-1	0-1	0-0	1-0	1-0	0-0	0-1	0-0	0-0	0-1	0-0	0-0	0-0	0-0	0-0	0-0	0-0	0-0	-	-	-
NR	0-5	0-4	1-2	2-2	3-1	2-2	0-3	2-7	5-4	1-2	2-3	2-0	1-0	0-4	0-1	2-1	1-4	3-6	3-1	2-2	0-2	0-1	0-0	1-3	4-1	-	-	-	
TOTAL	9-16	10-15	10-11	18-14	25-10	15-13	17-15	15-14	22-14	11-9	10-8	13-3	21-5	14-11	8-5	17-5	9-7	17-12	13-5	13-6	10-8	10-1	5-3	8-5	9-5	-	-	1,478-351	329-220



# NOTES

rebounds and four assists. The Cats were plus-20 with him on the floor

- Williams was a bright spot in a road loss at Texas, finishing with 18 points, 12 rebounds and 3 assists. It was just the eighth 18-12-3 game by a Kentucky player in the last 10 seasons.

## Three Wildcats on Midseason Watch Lists

Three Wildcats, Lamont Butler, Otega Oweh and Jaxson Robinson are on various midseason watch lists following stellar starts to the season.

Butler and Oweh are both on the USBWA Oscar Robertson Trophy Midseason Watch List. Butler is also on the Naismith Defensive Player of the Year Top 15 list, while he was also picked as a midseason second-team All-American by The Sporting News.

Robinson was selected to the top 10 midseason list of the Julius Erving Small Forward of the Year list.

Butler has proven to be one of UK's most important players this season. He was the USBWA National Player of the Week after pouring in 33 points in the win over Louisville.

Defensively, he is leading the team with 1.8 steals per game. UK is 14-5 with him on the court and is yielding 74.2 points per game, a 41.3% field-goal clip and a 28.4% 3-point rate to its opponents. In the six games he has missed, UK is 3-3 and giving up 83.0 points per game, 45.8% from the field and 32.2% from 3-point range.

Oweh is UK's leading scorer at 16.0 points per game. He has topped double figures in all 25 games and is the only player in the SEC to achieve the feat. Oweh is best after the break, logging a team-best 10.2 points per game after halftime.

Robinson has been steady during SEC action. He is posting 15.1 points per game and shooting 47.4% from distance against league foes.

## Toppling the Top 10

Kentucky started the Mark Pope era 3-0 against Associated Press Top 10 teams, and all three victories saw UK comeback from double-digit deficits. Pope is the first Kentucky coach to face a top 10 AP foe in each of his first three matchups against a ranked opponent. He is just the second UK coach to win his first three AP Top 10 matchups, joining Adolph Rupp. Pope and the Cats added a fourth top-10 win on the road against Tennessee.

Kentucky got its first marquee win, upending No. 6 Duke, 77-72, in the Champions Classic in Atlanta.

Trailing 46-37 at the half, Kentucky outscored the Blue Devils, 40-26 in the final 20 minutes to earn its first victory against an AP Top 25 ranked opponent under Pope.

Andrew Carr was the leading scorer for the Wildcats with 17 points, while Otega Oweh had 15 and Amari Williams had 10. Those three players have scored in double figures in all three games this season.

The Wildcats led for just 7:10 in the contest. After leading 24-23 with 8:47 to go in the first half, UK would not lead again until holding a 69-67 edge with 2:40 left in the game. A steal and two free throws from Oweh with 10 seconds to go put UK ahead for good as a Blue Devils' turnover, paired with a made free throw by Lamont Butler and an offensive rebound by Oweh, closed the deal for the Cats.

### Some additional notes from the win:

- Kentucky earned its first win in the Champions Classic since 2019, snapping a four-game skid in the event and improving to 6-8 in the showcase all time
- The victory was the first for Kentucky when trailing by at least nine points at the half since March 7, 2020 vs. Florida when the Cats rallied from 10 down at the break to win by one. UK was 0-12 dating back to that game when down by nine or more points at the intermission
- Kentucky is now 3-0 to start the season for the first time since 2016-17
- For Mark Pope, No. 6 Duke marked the second-highest ranked opponent he has beaten during his coaching career. Pope's BYU squad defeated No. 2 Gonzaga on Feb. 22, 2020

No. 4 Kentucky matched the largest halftime deficit overcome in program history, rallying from 16 down at the break, and 18 behind early in the second half, to defeat No. 7 Gonzaga in overtime, 90-89.

Andrew Carr, who led the Wildcats with 19 points on the night, and Jaxson Robinson, who finished with 18 of his own, took over in the second half and overtime for Kentucky, sparking the rally. The duo combined to shoot 12-14 from the field in the second half plus the extra session, scoring 28 points during that stretch. They also played a combined 16:11 minutes of game time with four fouls.

Trailing 56-39 with 18 minutes to go in the second half, Kentucky went on a 13-0 run over three and a half minutes to close to within four.

The Bulldogs kept their nose in front until Carr hit a game-tying jumper with just 1:01 left in regulation, sending the game to overtime tied at 79.

In the extra session, UK scored the first seven points to lead 86-79, before the Zags ripped off the next six. Carr and Robinson both hit field goals down the stretch to keep the Cats in front, but a 3-pointer from Gonzaga's Nolan Hickman pulled GU within one at 90-89 with just five seconds remaining.

Carr was fouled, but missed both free throw attempts. However, the grad transfer got back on defense and was able to disrupt the Gonzaga fast break and prevent the Bulldogs from getting off a final attempt before the buzzer.

The Wildcats pulled off the improbable comeback despite starting point guard Lamont Butler missing the game with an injury and backup point guard Kerr Kriisa exiting in the second half.

### Some additional notes from the win:

- Kentucky is 2-0 against AP top 10 opponents this season. It is the quickest (nine games) into a season that the Cats have two victories over AP top 10 opponents since 2014-15 (eight games)
- Mark Pope becomes just the second head coach in program history to win his first two games against AP top 10 opponents, joining Adolph Rupp
- UK is now 104-72 all-time in matchups involving two AP top 10 teams
- The Wildcats snapped Gonzaga's streak of 175 games won when leading by 10 or more points at the half
- Kentucky was outrebounded 25-16 in the first half but ended up winning the battle on the boards, 43-42
- Win marked the first overtime victory for Kentucky since Nov. 20, 2023 vs. St. Joe's

No. 10 Kentucky won its third game over an AP Top 10 opponent this season, taking its SEC opener, 106-100, over No. 6 Florida. Six Wildcats scored in double figures, led by a career-high 23 points from Koby Brea who connected on seven 3-pointers in the contest.

Lamont Butler scored 19 points and set a new career benchmark with eight assists, while Otega Oweh had 16 points and Amari Williams posted 15 points and eight rebounds.

## Points Per Possession

Game	Off. PPP	Def. PPP
WRIGHT STATE	1.39	0.84
BUCKNELL	1.27	0.91
vs. Duke	1.04	0.97
LIPSCOMB	1.37	0.96
JACKSON STATE	1.32	0.72
WKU	1.16	0.91
GEORGIA STATE	1.33	0.96
at Clemson	0.94	1.08
vs. Gonzaga	1.22	1.20
COLGATE	1.18	1.02
LOUISVILLE	1.27	1.16
vs. Ohio State	0.96	1.25
BROWN	1.40	0.81
FLORIDA	1.47	1.39
at Georgia	0.96	1.12
at Mississippi State	1.28	1.22
TEXAS A&M	1.11	0.97
ALABAMA	1.24	1.31
at Vanderbilt	1.03	1.10
at Tennessee	1.24	1.14
ARKANSAS	1.08	1.22
at Ole Miss	1.20	1.42
SOUTH CAROLINA	1.14	0.81
TENNESSEE	1.23	1.03
at Texas	1.07	1.23
VANDERBILT		
at Alabama		
at Oklahoma		
AUBURN		
LSU		
at Missouri		

## Overall

UK offensive high - 1.47 (FLORIDA)  
 UK offensive SEC high - 1.47 (FLORIDA)  
 UK offensive postseason high -  
 UK offensive low - 0.94 (at Clemson)  
 UK offensive SEC low - 0.96 (at Georgia)  
 UK offensive postseason low -  
 Opp. offensive high - 1.42 (at Ole Miss)  
 Opp. SEC high - 1.42 (at Ole Miss)  
 Opp. postseason high -  
 Opp. offensive low - 0.72 (JACKSON STATE)  
 Opp. SEC low - 0.81 (SOUTH CAROLINA)  
 Opp. postseason low -



# NOTES

UK was powered by three separate runs of at least 10 points, including a 16-0 spurt in the first half that took the Cats from down by 11 points, to up by five. Another 10-0 run just prior to halftime gave Kentucky a 52-42 edge at the break.

When Florida pulled within one at 70-69 with 12:08 to play, UK made its third push, embarking on a 10-0 spurt to bring the lead back to 11. The Gators got back within two at 89-87, but Lamont Butler scored the next five points to help hold off the rally.

## Some additional notes from the win:

- The game was the first time UK has opened SEC play with a matchup between two teams ranked in the AP Top 10
- Kentucky's three wins over top 10 opponents are the most in college basketball this season
- Kentucky is 3-0 against AP top 10 opponents this season. It is the quickest (14 games) into a season that the Cats have three victories over AP top 10 opponents since 2014-15 (13 games)
- Kentucky posted a 4.2:1 assist to turnover ratio in the win, its best against an SEC opponent since 2012 vs. South Carolina (5.7:1)
- UK improves to 5-0 against the Gators when both teams are ranked in the top 10
- The 106 points were the second most for Kentucky ever against Florida (110 in 1970), it's third most ever against an AP Top 10 opponent, and UK's fourth most in an SEC opener
- The win snapped Florida's 13-0 start to the season. Only two teams had entered Rupp Arena with better records - Auburn (17-0, 1998-99) and Vanderbilt (16-0, 2007-08). Kentucky won all three of those games
- Six Wildcats scored at least 14 points for just the second time in program history (Dec. 28, 1974 vs. Notre Dame)
- The 14 made 3-pointers were the fourth most in program history against an AP Top 10 opponent
- Koby Brea's seven made 3s were tied for the second most in program history against an AP Top 10 opponent, trailing only Malik Monk's eight against UNC in 2016

No. 12 Kentucky placed five players in double figures and the Cats upset eighth-ranked Tennessee 78-73 for its fourth win over a top-10 foe.

Koby Brea led the Cats with 18 points, making all three of his three-point attempts. Jaxson Robinson, who started at point guard, had 17 points and made four threes. Otega Oweh had 14 points and six rebounds, while Ansley Almonor made four threes on his way to 12 points. Amari Williams had a double-double with 10 points and a season-high 15 rebounds. Williams also had a team-high four assists.

The Cats, who played without starter Lamont Butler and saw another starter, Andrew Carr, play just two minutes, made half of their three-point shots in the game, connecting on 12 of 24. Meanwhile, Tennessee made 11 threes on 45 attempts.

## Some additional notes from the win:

- The Cats improved to 4-1 against AP Top-10 opponents
- Kentucky's 78 points are the most Tennessee has yielded this season.
- UK scored 1.24 points per possession, an excellent mark against one of the nation's best defensive teams.
- Kentucky shot 50 percent from the field, 25 of 50, and the Wildcats are 10-0 this season when hitting at least half their shots.
- Kentucky made 12 of 24 on 3-pointers. The Wildcats are 11-1 this season when making at least 10 long balls in a game.
- UK is 3-0 this season when shooting at least 50 percent on 3-pointers.
- The Wildcats did not have a great night at the foul line, but with the verdict in the balance, made 7 of their last 8 free throws.
- All five starters scored in double figures. UK is 10-1 this season when at least five players hit double digits.
- Kentucky limited Tennessee to 34.7 percent from the field (25 of 72). It is UK's third-best defensive percentage of the season, best vs. an SEC opponent.
- Kentucky limited Tennessee to 24.4 percent on 3-pointers (11 of 45). UK is 9-0 this season when keeping the opponent under 25 percent from long range.
- Kentucky played, basically, without two starters as Lamont Butler did not play and Andrew Carr managed only 1:29 of action.

Kentucky earned the regular season sweep over Tennessee by notching another top-10 victory at home against the Vols. Ansley Almonor and Otega Oweh each scored 13 points as No. 15 Kentucky topped fifth-ranked Tennessee 75-64 at Rupp Arena.

Koby Brea, starting in place of the injured Jaxson Robinson, scored 11 points and Trent Noah came off the bench to score 11 as well. Kentucky (17-7, 6-5 Southeastern Conference) made 12 of 24 from beyond the arc, while the Vols made just 3 of 18 (16.7 percent) of their long-distance shots.

UK's bench accounted for 26 points, including 11 from Noah and eight from Travis Perry.

## Some additional notes from the game:

- This was Kentucky's eighth game this season against a team ranked in The Associated Press top 15. UK is now 7-1 in those games, setting the school record for most top-15 wins in the regular season. The previous record was six top-15 wins in the regular season by the 2002-03 team.
- UK now owns five wins against AP top 10 teams this season, the most in Division I
- Kentucky limited Tennessee to 16.7 percent on 3-point shooting, making 3 of 18. UK is 11-0 this season when the opponent makes less than 25 percent.
- Kentucky had balanced scoring with nine players hitting the scoring column, eight of whom scored at least five points.
- The leading scorers, Ansley Almonor and Otega Oweh, had 13 points. The 13 points is the lowest high scorer in a game for UK this season. The previous "low" high scorer was Andrew Carr's 14 points in the win over Brown.
- Kentucky made 50 percent from the field, 26 of 52. The Wildcats are 11-1 this season making at least half their shots. It was the first time UK has shot 50% or better from the field in both regular-season meetings with Tennessee for the first time since 2008-09
- Kentucky made 50 percent from long range, 12 of 24. The Wildcats are 4-0 this season when making at least half of their 3-point tries.
- UK is 7-0 this season when making at least 12 triples.
- With Jaxson Robinson and Kerr Kriisa out, UK has played only seven games this season at full strength.

## Who's in the House Tonight? UK!

Opposing coaches have praised UK's offensive versatility, flow and pace all season long. Buzz Williams of Texas A&M emphasized the enjoyment he had scouting the Cats and indicated UK's offense could lead Kentucky into contention for a national title.

Part of the Wildcats' success has been the fact that it could be any one player's night that night. The only common theme is that UK will show up in the biggest of moments.

Otega Oweh is UK's leading scorer and is the only Wildcat to score in double figures in every contest, however, he has only been Kentucky's leading scorer in one its marquee victories.

## The Power of #BBN

Game	Attendance	TV Viewers
WRIGHT STATE	19,635	93,137
BUCKNELL	20,048	Not Rated
vs. Duke	16,107	2,157,000
LIPSCOMB	19,314	Not Rated
JACKSON STATE	19,961	Not Rated
WKU	20,049	62,152
GEORGIA STATE	19,914	Not Rated
at Clemson	9,000	629,000
vs. Gonzaga	17,846	1,340,000
COLGATE	19,646	628,000
LOUISVILLE	21,093	1,318,000
vs. Ohio State	19,812	672,000
BROWN	20,042	89,707
FLORIDA	21,098	932,000
at Georgia	10,523	Not Rated
at Mississippi State	9,551	Not Rated
TEXAS A&M	20,039	308,000
ALABAMA	21,108	436,000
at Vanderbilt	14,316	1,200,000
at Tennessee	22,272	1,400,000
ARKANSAS	21,266	1,900,000
at Ole Miss	9,128	684,000
SOUTH CAROLINA	20,003	1,140,000
TENNESSEE	20,076	1,500,000
at Texas	11,060	TBA
VANDERBILT		Not Rated
at Alabama		
at Oklahoma		Not Rated
AUBURN		
LSU		
at Missouri		

**HOME GAMES: 303,022**

**Away Games: 85,850**

**Neutral Site Games: 53,765**

**Postseason:**

**Total Fans in Attendance: 442,632**

**Total Tracked Viewers: 16,488,996**



# NOTES

A snapshot of UK's highlights in the biggest wins of the year:

- #6 Duke: (Andrew Carr: 17 points, six rebounds, three assists, one block; Otega Oweh: 15 points, six boards, three assists, two steals; Amari Williams 10 points, eight rebounds, two blocks)
- #7 Gonzaga (Andrew Carr: 19 points, seven rebounds, three assists, one block; Jaxson Robinson: 18 points, three rebounds, five assists; Brandon Garrison: 10 points, nine rebounds)
- Louisville (Lamont Butler: 33 points, six assists, was 10 for 10 from the field; Andrew Carr: 10 points, nine rebounds, two blocks)
- #6 Florida (Koby Brea: 23 points, seven 3-pointers; Lamont Butler: 19 points, eight assists, three steals; Amari Williams: 15 points, eight rebounds, one block)
- #14 Mississippi State (Jaxson Robinson: 27 points, three rebounds, two assists; Otega Oweh: 15 points, eight rebounds, two assists, two steals; Ansley Almonor: 11 points, three 3-pointers in second half)
- #11 Texas A&M (Jaxson Robinson; 22 points, eight rebounds, two assists; Amari Williams: eight points, 12 rebounds, four assists; Travis Perry: six points, all in the second half)
- at #8 Tennessee (Koby Brea: 18 points, 5-of-5 shooting; Amari Williams 10 points, 15 rebounds, four assists; Jaxson Robinson: 17 points, four 3s)
- home vs. #5 Tennessee (Ansley Almonor: 13 points, 4-of-5 shooting; Otega Oweh: 13 points, six rebounds, two blocks; Trent Noah: 11 points, three 3s)

## Dynamic Duo from Distance

Kentucky guard Jaxson Robinson was named to several preseason watch lists and teams. Robinson was a selection on the All-Southeastern Conference Third Team by both the league's coaches and media, he was also among 20 early season candidates for the Julius Erving award honoring the nation's best small forward, and he was also among the Naismith Trophy's preseason list for the national player of the year honor as well as the preseason Wooden Award watch list, while Koby Brea finished as the nation's leading 3-point shooter a year ago, and has picked up right where he left off in 2024-25.

Robinson and Brea have combined for 124 3-pointers through 25 games, Brea having hit 63 and Robinson with 61. That mark already ranks tied for the 17th most by a duo in program history. It is the ninth time in program history that UK has had two players make at least 60 3-pointers. The record is 168, set by Jamal Murray (113) and Tyler Ullis (55) in 2015-16. Brea averages 2.52 makes from distance per game, while Robinson is logging 2.65.

The UK record for most made 3s in a single season is 117 by Jodie Meeks in 2009. Only four players have made 100 3s in a single-season at UK.

Brea and Robinson are just the fourth pair of Kentucky teammates to make at least seven 3-pointers in a single game in the same season.

- Koby Brea and Jaxson Robinson (2024-25)
- Jamal Murray and Derek Willis (2015-16)
- Tony Delk and Travis Ford (1993-94)
- Jeff Brassow and Derrick Miller (1989-90)

## Jaxson Robinson

- Robinson is logging 13.3 points per game and shooting a career-best .381 percent from long range
- In SEC contests, Robinson is posting 15.1 points per outing and is shooting .474 from distance with an average of 3.6 makes per game
- The Ada, Oklahoma, native broke out for 27 points on 9-of-12 shooting on the road at Mississippi State. The seven made 3s tied Dontaie Allen (2021) for the most ever by a Wildcat against the Bulldogs
- Robinson enjoyed a stretch of seven games with three or more makes from distance beginning with the game vs. Mississippi State

## Koby Brea

- Brea is averaging 10.5 points per contest and shooting an incredible .441 percent from 3-point range. Following a career-high 23-point performance in the win over No. 6 Florida, Brea was named the Southeastern Conference Co-Player of the Week
- Brea's 44.1 percent make rate from beyond the arc ranks 15th in Division I as of Feb. 15
- Brea has made multiple 3-pointers in 18 games this season, and has drained five or more in four games
- Inside Rupp Arena, Brea is 48-93 (.516) from beyond the arc this season and has made three or more 3s in eight of 14 games

## The Long Ball

A staple Mark Pope team is known for shooting the long ball. Pope has discussed the desire to average 35 3-point attempts per game for the 2024-25 season. Entering the season, Pope's veterans had combined to make 1,033 3-pointers at a 37.0% rate.

Through 25 games, the Wildcats are averaging 10.0 made 3s per game on 26.4 attempts per game. The Cats are hitting at a 37.9% clip. UK has made 250 3-pointers thus far. Kentucky made 10 or more 3s in each of the first five games of the season for the first time in program history, and has topped double-digit makes in 15 games. UK is 12-3 when it makes double-digit treys. The Wildcats have shot at least 50% from deep in four games (Louisville, at Mississippi State, at Tennessee, home vs. Tennessee). Nine players have drained 10 or more 3s, paced by Jaxson Robinson (61) and Koby Brea (63).

Should the Cats take and make 3s like Pope intends, some notable UK records will be on watch:

Total 3's Made in a Season	Avg. 3s Made Per Game	3-Point FG%
1. 1992-93 (340)	1. 1989-90 (10.04)	1. 2023-24 (.409%)
2. 2003-24 (327)	2. 1992-93 (10.0)	2. 1995-96 (.397%)
3. 1991-92 (317)	3. 2023-24 (9.91)	3. 2010-11 (.397%)
4. 1993-94 (301)	4. 1993-94 (8.85)	4. 1992-93 (.394%)
5. 1996-97 (287)	5. 1991-92 (8.81)	5. 2011-12 (.378%)

## S-E-C! S-E-C! S-E-C!

Kentucky is the Southeastern Conference's gold standard. Since the SEC's inception in 1932-33, the Wildcats are the most dominant team in the league, recording a 1,065-314 mark (77.2%) in regular-season conference play. Only Alabama and Tennessee have won more than 800 regular-season SEC games and no other team owns a better winning percentage.

- UK has averaged 11.8 wins and only 3.4 losses per season in 91 seasons in the SEC
- Kentucky has won 49 SEC regular-season titles and 31 SEC Tournament championships
- UK won its 1,000th game in SEC regular-season action vs. Alabama on Jan. 11, 2020. Kansas has won 1,000 conference games when combining its records in the Big 6, Big 7, Big 8 and Big 12, but no other team in the country had won 1,000 or more regular-season league games in one conference alone
- Eight teams made the 2024 NCAA Tournament field, tied for the most among any conference
- The SEC has had 51 NCAA Tournament selections over the last seven tournaments
- The league has advanced at least one team to the Elite Eight in 11 of the last 14 tournaments

## It REALLY Just Means More in 2024-25

- SEC teams won 88.8% (183-23) of their games this season prior to the start of conference play. That tops the nine-team ACC in 2003-04 which had an 88.2% winning percentage (75-10) in games before New Year's Day
- SEC teams are 21-7 against nonconference teams ranked in the Associated Press Top 25, including a 6-2 mark against teams ranked inside of the top 10. The SEC's 21 nonconference wins against the AP 25 are eight more than any other league has ever had in a single season (per former ESPN researcher Jared Berson)
- The Feb. 17, 2025 AP Top 25, has a nation-leading nine SEC teams ranked
  - On Dec. 9, five SEC teams were ranked inside the top 10 in the AP poll for the first time in league history
  - On Jan. 6, six SEC teams were ranked inside of the top 10, topping its own record previously set earlier in the season
  - On Feb. 10, the SEC had four of the top five ranked teams for the first time in history
- The SEC's 10 teams ranked in the Dec. 23, 30 and Jan. 27 polls are the most by a conference since the AP began compiling a weekly poll during the 1948-49 season
- Fourteen of the 16 teams have been ranked for at least one week in the AP poll, breaking a new league record
- The SEC dominated this year's SEC-ACC Challenge, going 14-2 against the Atlantic Coast Conference and winning 11 of those games by double digits and five by 20-plus points
- Through games on Feb. 15, the SEC has four teams in the top 10 of the NET, eight teams in the top 25, 13 in the top 50 and all 16 teams inside the top 100
- The SEC is the highest rated conference in the country by KenPom, which ranks conferences by net rating of team expected to go .500 in conference play
- Per ESPN's BPI which calculates a team's strength of schedule, the 16 teams with the toughest remaining schedules entering play on Jan. 4 are all from the SEC. Kentucky is considered to have the sixth-toughest remaining schedule at the start of league play

## The Butler is In: Don't Forget to Say Thank You

Lamont Butler came to Kentucky after enjoying a prolific career at San Diego State where he helped the Aztecs to the 2023 National Championship game. Butler finished his career ranking fifth in all-time in steals (183), sixth in conference victories (52), ninth in total victories (100) and 10th in assists (338). He was a two-time Mountain West Defensive Player of the Year and sank one of the most memorable shots in Final Four history, and easily the most important shot of San Diego State's allure.

To say he is an accomplished collegiate player would be an understatement. But what he is doing in year five in the best league in the country, might be even more impressive.

- After missing the games at Tennessee, vs. Arkansas and at Ole Miss, Butler returned from injury vs. South Carolina before exiting the home win vs. Tennessee early after falling on his left shoulder
- Butler is logging 12.5 points, 4.6 assists, 2.8 rebounds and 1.8 steals per game, while tallying a 2.3 assist-to-turnover ratio for the season
- The point guard was selected to The Sporting News Midseason All-America Second Team, he's an Oscar Robertson Trophy midseason watch list selection and a among 15 players being considered for the Naismith Defensive Player of the Year honor
- He has scored in double figures in 11 games, including pouring in a career-high 33 points



# NOTES

highlighted by a career-best six 3-pointers in the win over Louisville

- Prior to this season, Butler's best per game averages for his career were (9.3 points, 2.7 rebounds, 3.0 assists and 2.21 assist-to-turnover ratio)
- He is also shooting career bests from the field (.509) and from 3-point range (.385)
- In the nine games Butler has played against teams either ranked or receiving votes, he is posting 12.1 points per game. He's connecting on 46.3% from the floor and 35.7% from distance. He is also pitching in 5.4 assists, 1.9 steals and 2.7 rebounds per game. *Kentucky has played in 12 such games. Butler has missed outings with Gonzaga, at Tennessee and at Ole Miss. He also missed parts of the Clemson, at Vanderbilt and home vs. Tennessee outings.*
- In eight SEC games thus far in which he's appeared, Butler is tallying 11.5 points, 2.5 rebounds, 5.4 assists and 2.125 steals per game. He's connecting on 44.3% of his attempts from the field and 33.3% from distance.

## Big Blue Carr Show

Not only does the team refer to Andrew Carr as the "team dad," but Carr has provided his best performances in Kentucky's biggest games, despite fending off a nagging back injury since the start of conference play.

- For the season Carr is averaging 9.5 points, 4.9 rebounds and 1.9 assists per game, while connecting on 52.7% of his field goals
- He has scored in double figures in 14 games
- Carr has a pair of double-doubles on the year
- Carr ranks 50th in overall offensive rating per KenPom
- After leading Kentucky with 17 points in a come-from-behind upset over No. 6 Duke, UK forward Andrew Carr was declared the Southeastern Conference Player of the Week on Nov. 18.
- Carr set season highs in both points (17) and rebounds (6), while also adding three assists and a blocked shot as Kentucky erased a nine-point halftime deficit to upend the Blue Devils, 77-72.
- The West Chester, Pa. native made a big impact down the stretch for the Wildcats, beginning with an "and one" with 3:57 to go which tied the game at 67 and pulled UK even for the first time since there was 8:23 on the clock in the first half. Carr then assisted on an Otega Oweh layup that gave the Cats a 69-67 lead, their first advantage since holding a 24-23 edge. After Duke reclaimed the lead 70-69, Carr converted another traditional 3-point play the old-fashioned way, hitting a layup plus a foul shot to put Kentucky in front 72-70.
- Carr's 17 points came on an efficient 5-of-8 performance from the field and included two made 3s on just three attempts.

## Share the Rock

In the win over Jackson State, the Wildcats had four players (Kerr Kriisa, Brandon Garrison, Lamont Butler, Andrew Carr) tally five or more assists in a game for only the third time in program history. UK also achieved the feat in 2012-13 against LIU Brooklyn, as well as in the first round of the NCAA Tournament vs. San Jose State during its run to the 1996 National Championship game. In that first-round game, the Wildcats also set a single-game record with 35 assists, a record that still stands.

Through 25 games, Kentucky is averaging 17.4 assists per game and dishing out an assist with a rate of 57.6% on made baskets. The Wildcats assists per game average ranks 12th in the nation as of Feb. 15.

UK has seven players who have generated 34 or more assists thus far, led by Lamont Butler's 4.6 per game. The Cats are 10th in the nation in assist-to-turnover ratio at 1.71 per game.

## Balanced Attack

The Wildcats are 17-7 in large part thanks to their veteran experience. But it has been the balance of attack, both offensively and defensively that has aided UK's season.

- Kentucky has had seven different leading scorers through 24 games (Oweh - 9, Brea - 5, Carr - 4, Robinson - 4, Butler - 2, Almonor - 1, Williams - 1)
- Five players are averaging double-figure points through 24 games, with a sixth logging 9.6 per game. No UK team has ever finished the season with six players averaging double-figure points

## Need for Speed

Mark Pope has preached the desire for an up-tempo offense that generates as many possessions per game as possible. Through 24 games:

- Kentucky is averaging 14.92 fastbreak points per game, the 15th most in the country
- UK's average offensive possession length is 16.2 seconds
- Tempo rating of 70.4 (possessions per 40 minutes)

## The Century "Mark"

Kentucky's offense has ambushed opponents in the early season, particularly in the friendly confines of Rupp Arena. UK is averaging 85.9 points per game, the third most in the nation as of Feb. 15. The Cats are scoring 91.8 points per game at home and have eclipsed the century mark in five games this season.

## Historic Rally

The 16-point halftime deficit for Kentucky vs. Gonzaga matched the largest halftime hole overcome by UK in program history. It marks the third time the Cats have gone on to win after being down by 16 points at the intermission.

- vs. *Gonzaga* (Dec. 7, 2024)
- at *Louisville* (Dec. 18, 2004)
- at *LSU* (Feb. 15 1994)

## Butler Goes Bonkers, Named National Player of the Week

Lamont Butler had the game of his life as Kentucky defeated rival Louisville on Dec. 14, scoring a career-high 33 points while shooting a perfect 10 of 10 from the field and 6 of 6 from 3-point range.

## Clutch Free Throws

Free throws during a two-possession game (six points or less) at any point with 3:00 or less to play or overtime:

Player	FTs	Pct.
Trent Noah	2-2	1.000
Otega Oweh	15-18	.833
Jaxson Robinson	5-6	.833
Andrew Carr	5-7	.714
Lamont Butler	11-16	.688
Amari Williams	3-5	.600
<b>Kentucky</b>	<b>41-54</b>	<b>.759</b>

## All-Time Winningest Schools

SCHOOL	WINS
1. <i>Kentucky</i>	2,415
2. Kansas	2,410
3. North Carolina	2,387
4. Duke	2,321
5. UCLA	2,021
6. Temple	2,007
7. Syracuse	2,004
8. Notre Dame	1,974
9. St. John's	1,963
10. Purdue	1,948

*\*through games played on Feb. 15, 2025*

## Week-by-Week Rankings

Week	AP	Coaches	NET	KenPom
Nov. 4	23	23	-	43
Nov. 11	19	18	-	31
Nov. 18	9	11	-	22
Nov. 25	8	8	-	13
Dec. 2	4	6	9	12
Dec. 9	5	5	5	9
Dec. 16	4	4	7	8
Dec. 23	10	10	19	26
Dec. 30	10	11	24	26
Jan. 6	6	7	12	19
Jan. 13	8	9	13	21
Jan. 20	9	9	11	20
Jan. 27	12	12	14	22
Feb. 3	14	14	19	22
Feb. 10	15	18	17	23
Feb. 17	17	21	17	19
Feb. 24				
M. 3				
M. 10				
M. 17				



# NOTES

The point guard, who had missed the two games prior to Louisville due to injury, bettered his previous career-high by 10 points and also set a new personal benchmark for made 3s in a game with six.

He was selected as the game's Most Valuable Player by the Bluegrass Sports Commission, and also hauled in USBWA National Player of the Week and SEC Player of the Week honors.

## Some additional notes on the performance:

- Butler's 33 points were the most by a Wildcat this season
- It's the second-most for a Wildcat vs. Louisville, Derrick Miller scored 34 on Dec. 30, 1989
- His 10-of-10 shooting night tied for the third-best shooting performance in school history
  - Rodney Dent 12 of 12 vs. Morehead State (Dec. 1993)
  - Kenny Walker 11 of 11 vs. WKU (March, 1986)
  - Justin Edwards 10 of 10 vs. Alabama (Feb, 2024)
- His 6-of-6 3-pointers are the second-best 3-point performance in school history. Wenyen Gabriel hit all seven 3s he attempted against Alabama on March 10, 2018
- The six made 3s tied Jeff Brassow (Dec. 29, 1990) for the most by a UK player vs. Louisville
- Butler is only the second SEC player in the last 20 years to finish with 30 or more points on 100% field-goal shooting
- As of Feb. 8, he is the only player in Division I this season to score at least 30 points on 100% shooting from the field
- Since 1996-97, Butler is the only Division I player to make all of his shots, score at least 33 points and have at least six assists

## The Mark Pope Era Begins

When his alma mater came calling, Mark Pope knew there was no place like home.

Pope, a captain of the University of Kentucky's 1996 National Championship team, returned to Lexington as the 23rd head coach of Kentucky's storied men's basketball program on April 12.

- A nine-year coaching veteran with stops at Utah Valley and BYU
- Owns a career record of 204-116
- UK is 7-1 against AP Top 15 opponents in Pope's first season
- With a 75-64 win over No. 5 Tennessee, Kentucky earned its seventh win over an AP Top 15 ranked squad in a single season. It surpassed the 2002-03 (6) team for most wins over top-15 teams in program history
- Pope picked up his 200th career win as Kentucky defeated Mississippi State on Jan. 11. It also marked his first win in a "true" road game as head coach of the Wildcats
- With his win over No. 6 Florida on Jan. 4, Pope became just the second Kentucky head coach to win their first three matchups against AP Top 10 opponents. He joins Adolph Rupp who won his first seven such games from 1948-51.
- Pope was victorious in his first Kentucky vs. Louisville showdown as head coach, earning a 93-85 win over the Cards. The scoreline was the same as Rick Pitino's first win over Louisville at UK back in 1990
- Kentucky matched the largest halftime deficit overcome in program history when rallying from 16 down at the intermission to eventually beat No. 7 Gonzaga in overtime. Pope joined Adolph Rupp as the only two coaches in program history to win their first two games against AP top 10 ranked opponents
- UK set a single-game program record by connecting on 80.5% of its 2-point attempts in a win over Georgia State on Nov. 29. The previous record was 78.1% set vs. Lamar on Dec. 13, 1986
- The Wildcats connected on 10 or more 3s in each of the first five games of the season for the first time in program history
- Came back from a nine-point halftime deficit to down No. 6 Duke in the Champions Classic in just his third game as UK's head coach, the quickest coach at Kentucky to win a game against an AP Top 10 opponent
- Coached UK to a season-opening win by a 103-62 win, a 41-point margin. The 103 points were the most for a Kentucky coach in a debut game. The previous high was 88 points vs. Morehead State in Tubby Smith's first game in 1997
- His squads have won 20 or more games in six of the last seven seasons
- He's advanced teams to six postseason appearances. Another squad, his 2020 BYU team, would have been in the NCAA Tournament had the COVID pandemic not canceled postseason play
- Pope was 110-52 (67.9%) at BYU where three of his five teams ranked among the top 20 of the Ken Pomeroy efficiency rankings
- Pope is coming off a 23-11 season in 2023-24. It was BYU's first season in the Big 12 Conference and the Cougars' 10-8 league record featured victories over No. 7 Kansas, No. 11 Baylor and No. 24 Iowa State

- The Cougars ranked third in the country with 11.1 made 3-pointers per game in 2023-24, and also ranked in the top 10 in assists per game (3rd) and assist-to-turnover ratio (6th)
- BYU led the Big 12 in scoring at 81.4 points per game
- BYU was ranked as high as No. 12 in the AP Poll after going 12-1 in nonconference action
- Pope began his collegiate playing career at the University of Washington, where he was tabbed the 1992 Pac-10 Freshman of the Year
- Transferred to Kentucky after his sophomore season, where he appeared in every game of his two-year career with the Wildcats
- UK won the 1995 and '96 regular-season Southeastern Conference championships, the '95 SEC Tournament title and the 1996 NCAA Tournament
- Pope averaged 7.9 points and 5.7 rebounds per game in 69 career games
- He was named to the All-SEC Tournament Team in 1995, behind a pair of double-doubles in three games, including one in the title game that went to overtime.
- Pope was selected in the second round of the 1996 NBA Draft by the Indiana Pacers
- He played professional basketball from 1997-2005, including stints with Indiana, Milwaukee Bucks, New York Knicks and Denver Nuggets
- In 2000-01, he started 45 games and helped the Bucks reach the Eastern Conference Finals

## From Lex, to the League, and Back Again

Mark Pope brings a unique background and experience to Kentucky as the 23rd head coach of the men's basketball program.

- Mark Pope is one of 49 head coaches at the NCAA Division I level that is the head coach at his alma mater
- Mark Pope is one of 19 head coaches at the NCAA Division I level that played in the NBA
- Mark Pope is one of just five head coaches at the NCAA Division I level who played at their alma mater, played in the NBA, and now coach at their alma mater (Hubert Davis - UNC, Penny Hardaway - Memphis, Mike Woodson - Indiana, Speedy Claxton - Hofstra)

## 1K Wildcats

With Jaxson Robinson reaching 1,000 career points during the home win against Florida, Kentucky now has seven players (Ansley Almonor, Koby Brea, Lamont Butler, Andrew Carr, Kerr Kriisa and Amari Williams) who have all eclipsed the 1,000-point plateau for their collegiate careers. Otega Oweh is next in line to chase the century mark. He has scored 899 career points and is now 101 shy of achieving the feat.

## Old But New

Mark Pope's inaugural roster features a bevy of experience led by six players in their fifth year of collegiate basketball. The roster also has a senior, a junior and sophomore, and three freshmen.

The roster is one of the most experienced in the country, but not a single player enters the season having appeared in a game for Kentucky.

Entering the 2024-25 campaign, UK's veteran lineup had played in 845 career games, played 20,741 minutes, made 586 starts, scored 7,900 points and sunk 1,033 3-pointers at a 37.0% rate.

That was more than any team in the history of Kentucky basketball entering a season (minutes statistics available through the 1964-65 season).

Kentucky's other most-veteran squads were the 2021-22 squad which played 13,385 total minutes and scored 5,203 career points. Pope's 1996 team -- hailed as one of the greatest college basketball teams of all time -- had career point totals of 5,232. The 2002-03 squad had 559 games to its roster.

Conversely, Kentucky is returning 0.0% of its scoring, rebounding, assists, steals or blocks production from a season ago. It is the first time in the history of the program there has not been a single returning contributor. The fewest returning points scored from one season to another in program history occurred in the midst of World War II where the 1943-44 roster had a squad with team members who had combined to score just 19 points the season before.

- In a preseason survey of other men's basketball programs, Kentucky's six fifth-year players are tied for the third-most in college basketball among the power conferences. Only Oklahoma State (8) and Louisville (7) have more
- In a different survey of men's basketball programs throughout the country, Kentucky's 12 newcomers are tied for the fifth-most among power conferences trailing only Cal (16), Louisville (16), Oklahoma State (13) and Vanderbilt (13)
- The Wildcats join only Louisville as a major-conference team that is not returning any production from last year's roster

## Early Signing Period Splash

The November signing period has been fruitful for Kentucky as the Wildcats added three prospects from the class of 2025 who are all part of the Naismith High School Preseason Player

## Wins vs. Losses in 2024-25

Result	FG%	Opp. FG%	3-Pt. FG%	Opp 3-Pt. FG%	FT%	RPG	APG	TOPG	BPG	SPG	PPG	Opp PPG
Wins	.508	.403	.400	.266	.737	40.6	19.5	9.8	4.5	6.6	90.6	72.1
Losses	.428	.472	.328	.361	.718	37.6	12.9	12.1	3.8	5.5	75.9	85.3



# NOTES

of the Year watch list.

- **Jasper Johnson (Lexington, Ky.):** Consensus top 20 recruit. | 2025 Nike Hoop Summit Team USA selection | Iverson Classic selection | Began career at Woodford County HS before transferring to Link Academy and now Overtime Elite | Combo guard. | Played for Team Thad on the EYBL AAU circuit | Won a gold medal with USA Basketball at the FIBA U18 AmeriCup this past June | Father, Dennis, played football at UK and in the NFL | Uncle, Derrick, played football at Kentucky | Grandfather, Alvis, worked eight years in athletics administration at UK.
- **Acaden Lewis (Washington D.C.):** Four-star point guard from Sidwell Friends School | 2023-24 Gatorade District of Columbia Boys Basketball Player of the Year | Two-time DCSAA Class AA tournament champion with high school team | Played for Team Durant on the Nike grassroots circuit | Participated in the NBPA Top 100 camp
- **Malachi Moreno (Georgetown, Ky.):** One of the top centers in the class and a four-star prospect | Attends Great Crossing High School, helping Warhawks reach the semifinals of the KHSAA Sweet 16 last season | 2025 McDonalds All American | 2025 Nike Hoop Summit Team USA selection | Played for Indiana Elite on the AAU circuit, the same program that was home to current UK freshman, Travis Perry | Participated in Adidas Eurocamp, the NBPA Top 100 camp and the Under Armour Elite 24 Showcase | Brother, Micheal, played at ECU where he became the first player in school history to score at least 1,500 points and grab 900 rebounds

## **SGA, KAT Named 2025 NBA All-Star Starters; Davis and Herro Added as Reserves**

Kentucky products Shai Gilgeous-Alexander and Karl-Anthony Towns were each tabbed as starters for the 2025 NBA All-Star game, while Anthony Davis and Tyler Herro earned a spot in the NBA All-Star Game as reserves.

The reimaged NBA All-Star event will take place on Feb. 16 at the Chase Center, home of the Golden State Warriors, and feature a mini tournament with four teams and three games.

Gilgeous-Alexander earns his third all-star selection overall and his second-consecutive starting nod. In Lexington for the 2017-18 season, Gilgeous-Alexander averaged 14.4 points and 5.1 assists. He was named the MVP of the Southeastern Conference Tournament, helping the Wildcats to the title with a win over Tennessee in the championship game. That year, Gilgeous-Alexander was an All-SEC Second Team selection and an All-SEC Freshman Team honoree.

In his first season with the New York Knicks, Towns is putting together one of the best campaigns of his 10-year NBA career. This year's all-star nod is Towns' fifth selection to the festivities and marks his first time receiving starting honors.

Towns was a part of Kentucky's historic 2014-15 squad which won its first 38 games en route to the Final Four. He was a consensus Second Team All-American and the SEC Freshman of the Year, averaging 13.9 points and 6.7 rebounds per game.

For Davis, this year's selection marks his 10th to the NBA All-Star game, the most ever by a Kentucky men's basketball alumni. He was the 2017 NBA All-Star Game MVP while playing with the New Orleans Pelicans.

Davis was named the National Player of the Year and the 2012 NCAA Final Four Most Outstanding Player after leading Kentucky to the 2012 national championship. He started all 40 games for the Wildcats that season, leading the team in both points per game (14.2) and rebounds per game (10.4), while also breaking the UK single-season blocks record with 186 swats.

Herro, a star on the 2018-19 Kentucky Wildcats team, earns his first career all-star selection in what is his sixth NBA season for the Miami Heat.

At Kentucky, Herro was an All-Southeastern Conference Second Team and All-Freshman Team selection, starting all 37 games and averaging 14.0 points, 4.5 rebounds and 2.5 assists as the Cats reached the Elite Eight in the NCAA Tournament.

Kentucky has had 20 players combine for 58 NBA All-Star selections all time. This year's four selections come on the heels of Kentucky's record-breaking seven all-stars last season.

Last season, a record-breaking seven Kentucky men's basketball alumni were chosen as all-stars, breaking the previous All-Star Game record of four players chosen from one collegiate program.

## **Kentucky Boasts Nation-Leading 29 Players on NBA Opening-Day Rosters**

The Kentucky men's basketball program finds itself in familiar territory with a nation-leading 29 players on NBA opening-day rosters. It marks the 13th consecutive season in which the Wildcats have paced the nation in terms of their alumni contingent in the league. The total of 29 players is paced off the NBA's official opening-day roster list and includes all two-way and inactive players.

Duke (24 players) is the only other school with at least 20 representatives on a roster heading into the 2024-25 season. The Southeastern Conference leads all collegiate conferences with 100 players on opening day rosters. The Big Ten is second with 89.

Of the 30 NBA franchises, 20 feature at least one player out of Kentucky, while eight have multiple Wildcats. The Sacramento Kings lead the league with three UK products on their roster, while the 76ers, Heat, Knicks, Lakers, Pelicans, Suns and Thunder each have two.

A group of four Cats from last year's Kentucky team join the NBA ranks this season, led by top-10 draft picks Reed Sheppard and Rob Dillingham.

Kentucky's NBA contingent enters the 2024-25 season with significant momentum. Last year, a record-breaking seven UK players earned NBA All-Star nods, while three were selected

to All-NBA teams. Shai Gilgeous-Alexander finished as the runner up for the league's Most Valuable Player award, while Tyrese Maxey was named the KIA Most Improved Player. Maxey also received the NBA's Sportsmanship Award and Karl-Anthony Towns was chosen as the recipient of the Kareem Abdul-Jabbar Social Justice Champion Award.

## **Wildcats in the NBA (30)**

Bam Adebayo – Miami Heat

Keion Brooks Jr – New Orleans Pelicans

Anthony Davis – Dallas Mavericks

Justin Edwards – Philadelphia 76ers

Shai Gilgeous-Alexander – Oklahoma City Thunder

Isaiah Jackson – Indiana Pacers

Chris Livingston – Milwaukee Bucks

Tyrese Maxey – Philadelphia 76ers

Jamal Murray – Denver Nuggets

Julius Randle – Minnesota Timberwolves

Nick Richards – Phoenix Suns

Reed Sheppard – Houston Rockets

Karl-Anthony Towns – New York Knicks

Jarred Vanderbilt – Los Angeles Lakers

PJ Washington – Dallas Mavericks

Brandon Boston Jr. – New Orleans Pelicans

Devin Booker – Phoenix Suns

Rob Dillingham – Minnesota Timberwolves

De'Aaron Fox – San Antonio Spurs

Tyler Herro – Miami Heat

Keldon Johnson – San Antonio Spurs

Trey Lyles – Sacramento Kings

Malik Monk – Sacramento Kings

Immanuel Quickley – Toronto Raptors

Antonio Reeves – New Orleans Pelicans

Shaedon Sharpe – Portland Trail Blazers

Jacob Toppin – San Antonio Spurs

Oscar Tshiebwe – Utah Jazz

Cason Wallace – Oklahoma City Thunder

TyTy Washington Jr. – Phoenix Suns

## **Noteable nuggets about UK's NBA stars:**

- **Tyler Herro (Heat)** won the 2025 Starry 3-Point Contest, becoming the third UK player to win the event alongside Devin Booker and Karl-Anthony Towns
- In his first half with the Dallas Mavericks, **Anthony Davis (Mavericks)** became the first player in franchise history to record 20+ points, 10+ rebounds and 5+ assists in any half
- **Cason Wallace (Thunder)** and **Reed Sheppard (Rockets)** were selected for the Rising Stars Game at the 2025 NBA All-Star Weekend festivities
- **Devin Booker (Suns)** became the franchise's all-time leading scorer on Feb. 3, eclipsing
- A pair of Wildcats were involved in blockbuster NBA trades prior to the deadline as **Anthony Davis** is headed to the Dallas Mavericks as part of a deal involving Luka Doncic, while **De'Aaron Fox** is on the move to the San Antonio Spurs
- **Shai Gilgeous-Alexander (Thunder)** and **Karl-Anthony Towns (Knicks)** were both named starters for the 2025 All-Star Game. It marks the second-consecutive starting nod for Gilgeous-Alexander and the first of Towns' career. **Anthony Davis (Mavericks)** and **Tyler Herro (Heat)** join them as reserves.
- **Jamal Murray (Nuggets)** tallied 45 points, six assists and two steals on Jan. 14. It was the most points he has scored in a game since 2021.
- On Jan. 2, **Shai Gilgeous-Alexander (Thunder)** and **Karl-Anthony Towns (Knicks)** were named the NBA Players of the Month for the month of December. Gilgeous-Alexander led the Thunder to a 12-1 record on the month and averaged an NBA-best 33.3 points on 56.3% shooting. Towns' Knicks went 12-2 in December with the big man scoring 23.2 points per game and adding 14.6 rebounds per outing. Gilgeous-Alexander has now won NBA Player of the Month in the Western Conference in back-to-back months
- A total of seven Kentucky Wildcats took the floor for the NBA's Christmas Day games this year. **Tyrese Maxey (76ers)** was the star of the day, scoring 33 points and adding 12 assists to help the Sixers defeated the Boston Celtics.
- **De'Aaron Fox (Kings):** Fox set a Kings' franchise record by scoring a career-high 60 points against the Minnesota Timberwolves on Nov. 15, before dropping 49 points the very next day against the Utah Jazz. The 109 points on consecutive nights are the second-most in the last 50 years of NBA history, trailing only Kobe Bryant who once has 110 back in 2017. He was named the Western Conference Player of the Week on Nov. 18 for his efforts
- **Shai Gilgeous-Alexander (Thunder):** Scored a career-high 45 points in OKC's win over the LA Clippers on Nov. 11, going 13-of-21 from the field and 4-of-8 from beyond the arc. He matched that career-high with another 45-point outing vs. Indiana on Dec. 26.
- **Karl-Anthony Towns (Knicks):** Towns has scored over 40 points twice thus far. He poured in 44 points in a win over Miami on Oct. 30, the most points scored by a New York Knicks' center since Patrick Ewing had 41 in 1996. Towns then topped that total with a season-high 46-point outing against the Chicago Bulls on Nov. 13. Towns enjoyed an 18-game streak of games with a double-double and at least one made 3-pointer from Nov. 12 through Dec. 23. It was the longest such streak in NBA history, besting the previous record of 12 games by Nikola Jokic and Giannis Antetokounmpo.
- **Devin Booker (Suns):** Topped 15,000 career points on Dec. 3, becoming the ninth youngest player in NBA history to achieve the feat. Booker is also the fourth youngest guard to reach the mark, behind Kobe Bryant, Michael Jordan and Tracy McGrady. Booker was named the NBA Western Conference's Player of the Week on Nov. 4 after a week which saw the Phoenix star average 33.7 points over three Suns' wins
- **Anthony Davis (Lakers):** Davis was named the NBA Western Conference's Player of the Week following the opening week of the season. He became just the third player in NBA history to have multiple season openers with at least 35 points and at least 15 rebounds, joining only Elgin Baylor and Wilt Chamberlain as the other players to turn the trick. He had his first 40-point outing of the season on Nov. 15 in a win over the San Antonio Spurs
- **Julius Randle (Timberwolves):** Randle hit a buzzer-beating 3-pointer on Nov. 17 to push the Wolves past Devin Booker and the Suns. Randle had a season-high 36 points and seven assists, and his game-winner spoiled a 44-point game from Booker
- **Antonio Reeves (Pelicans):** On his 24th birthday, Reeves scored a career-high 34 points



# NOTES

against the Cavaliers. As of Nov. 20, it was the second-highest scoring performance by a rookie in 2024-25

- On Dec. 1, **Keldon Johnson (Spurs)** became the third-fastest player in franchise history to score 5,000 career points. Only Tim Duncan and David Robinson achieved the feat faster.
- **Tyler Herro (Heat)** was selected as the Eastern Conference Player of the Week on Dec. 9 after averaging 25.3 points, 6.0 rebounds and 5.5 assists during a four-game week for the Miami Heat in which the team went 3-1
- **Tyrese Maxey (76ers)** scored 40 points to lead the Sixers to a 121-108 win over Charlotte on Dec. 16. It was Maxey's second 40-point outing of the season. He scored 45 in an overtime win against the Pacers on Oct. 27.
- **Chris Livingston (Bucks)** captured the 2024 NBA Cup with a win over the OKC Thunder on Dec. 17. Three Wildcats (Livingston, Shai Gilgeous-Alexander, Cason Wallace) played in the Championship game.

## A Flying Start to the Pope Era

Kentucky won big in its first regular-season contest under head coach Mark Pope, taking down Wright State, 103-62, to begin the 2024-25 campaign.

Six Wildcats scored in double figures in the contest, led by 21 points from Otega Oweh and 18 from Koby Brea. Kentucky saw six players finish with at least three assists in the victory, while three had five assists.

UK shot 60 percent from the field and assisted on 30 of 39 made field goals, a 76.9 percent assist rate.

### *Some nuggets from the Pope opener*

- The 41-point margin of victory in Pope's debut is the same as his jersey #41 from his playing days at UK
- 103 points are the most for a Kentucky coach in his debut game. The previous high was 88 points vs. Morehead State in Tubby Smith's first game in 1997
- 103 points are the most in a season opener for the Wildcats since Nov. 11, 2011 when Kentucky scored 108 vs. Marist
- The Cats are 8-0 in a head coach's debut dating back to Adolph Rupp's first game in 1930
- It was the seventh season-opening win in a row for Mark Pope dating back to his final season at Utah Valley
- Kentucky improves to 101-21 in season openers all-time and 106-16 in home openers

## Associated Press Poll All-Time Leader

Not only is Kentucky the nation's all-time wins leader and the team with the best all-time winning percentage, it has been ranked in the Associated Press more than any other program.

Kentucky has been ranked in the AP poll during 985 weeks in the poll's 76-year history. North Carolina (961), Duke (908), Kansas (875) and UCLA (743) round out the top five.

The Wildcats were ranked No. 1 for the first time in the second month of the poll in Feb. 1949. UK has played a total of 252 games as the nation's top-ranked team.

The Nov. 18, 2024 jump from No. 19 to No. 9 was the largest single-week rise for Kentucky in program history (10 spots). The previous record was a nine-spot jump accomplished in February of 2001.

## Assistants Snapshot

In addition to putting together a roster from scratch, Mark Pope also had to assemble a staff upon his hiring as head coach of the Wildcats. Pope constructed what he considers to be the best in the country.

- **Alvin Brooks III (associated head coach)**: Brooks coached eight seasons at Baylor, serving as both an assistant and associate head coach. The Bears went 194-72 during Brooks' tenure, including a 94-46 record in Big 12 action, won the 2021 NCAA Tournament, went 12-5 in NCAA Tournament games and 22-15 against Associated Press top-10 ranked foes. A Houston native, Brooks began his coaching career at the junior college level. He spent two seasons at Arkansas-Forth Smith, helping the Lions to the 2006 NJCAA Division I championship. He then joined the staff at Midland, where he again was on staff for an NJCAA title team in 2007.
- **Mark Fox (associate coach)**: Has been a head coach at the NCAA Division I level for 18 years and has a career record of 324-263. Fox has directed teams to four regular-season conference titles, five NCAA Tournament appearances and 10 total postseason appearances during his collegiate coaching tenure. Fox and Pope reunite in Lexington, after Fox hired Pope for his first collegiate basketball position. Pope served as the Director of Basketball Operations at Georgia in 2009-10, coincidentally Fox's first season with the Bulldogs.
- **Cody Fueger (assistant coach)**: Fueger has been a nine-year member of Mark Pope's staffs, first serving as an assistant coach at Utah Valley and then transitioning to BYU. The connection began when they were on the BYU staff together when Pope was an assistant coach and Fueger served as the director of basketball operations. Fueger began his career as a student assistant coach and video coordinator at Utah under Rick Majerus. Named one of the most impactful mid-major assistant coaches in Division I men's basketball by Silver Waves Media in 2022 and 2023, Fueger has been instrumental for Pope's squads.
- **Jason Hart (assistant coach)**: Hart is a nine-year NBA veteran with extensive coaching experience at the high school, collegiate and professional levels. Hart most recently served as the head coach of the NBA's G-League Ignite squad, coaching the likes of Jaden Hardy, Scoot Henderson, Matas Buzelis and Ron Holland. He is a member of Syracuse's All-Century Team, which honored the top 25 players in the program's history. He was picked in the

second round of the 2000 NBA Draft by the Milwaukee Bucks, where he was teammates with Pope for one season.

- **Mikhail McLean (assistant coach)**: McLean spent the last three seasons on staff with Lamar as an assistant coach where the Cardinals have steadily improved year-to-year, culminating in a record-breaking 19-14 season in 2023-24. The Cardinals' 19 wins were their most in NCAA Division I since the 2011-12 season and the second most since the 1987-88 campaign. In addition to his collegiate coaching career, McLean is a native of The Bahamas and serves as the associate head coach on the Bahamian National Team staff. He has been a part of the program since 2021 and is the squad's defensive coordinator. A former standout player for Houston, he joined the Cougars' staff for six seasons.

## Two Assistants Selected for Elite 75 Future Head Coach Power Lunch

Kentucky assistant coaches Cody Fueger and Jason Hart were selected for the Silver Waves Elite 75 Future Head Coach Power Lunch. These 75 coaches have distinguished themselves in the basketball space and are recognized as potential DI head coaches to come. The Silver Waves Media Future Head Coach Power Lunch will be held at the Final Four in San Antonio.



# KENTUCKY BY THE NUMBERS

Date	Opponent	Result	Points	Rebounds	Assists	Steals	Blocks
N. 4	<b>WRIGHT STATE</b>	W, 103-62	Oweh - 21^	Williams-13^	Three with - 5^	Two with - 3^	Four with - 1^
N. 9	<b>BUCKNELL</b>	W, 100-72	Brea - 20^	Williams - 14^	Kriisa - 12^	Three with - 2^	Almonor - 2^
N. 12	vs. Duke <sup>1</sup>	W, 77-72	Carr - 17	Williams - 8	Butler - 4^	Oweh - 2	Three with - 2^
N. 19	<b>LIPSCOMB</b> <sup>2</sup>	W, 97-68	Robinson - 20^	Williams - 11^	Two with - 2	Three with - 1	Three with - 2^
N. 22	<b>JACKSON STATE</b> <sup>3</sup>	W, 108-59	Brea - 22^	Two with - 8^	Kriisa - 7^	Three with - 3^	Garrison - 3^
N. 26	<b>WKU</b> <sup>2</sup>	W, 87-68	Two with - 18^	Two with - 10^	Two with - 4^	Five with - 1	Williams - 4^
N. 29	<b>GEORGIA STATE</b>	W, 105-76	Robinson - 19	Carr - 8^	Butler - 6^	Butler - 3^	Two with - 1^
D. 3	at Clemson <sup>4</sup>	L, 70-66	Oweh - 17^	Williams - 11	Butler - 5^	Almonor - 2	Williams - 3
D. 7	vs. Gonzaga <sup>5</sup>	W, 91-89 <sup>OT</sup>	Carr - 19	Garrison - 9	Robinson - 5	Robinson - 1^	Williams - 2^
D. 11	<b>COLGATE</b>	W, 78-67	Brea - 17^	Carr - 10^	Oweh - 4	Two with - 2^	Robinson - 2^
D. 14	<b>LOUISVILLE</b>	W, 93-85	Butler - 33^	Carr - 9	Butler - 6^	Two with - 2^	Carr - 2^
D. 21	vs. Ohio State <sup>6</sup>	L, 85-65	Oweh - 21	Williams - 8^	Butler - 5^	Butler - 2^	Three with - 1^
D. 31	<b>BROWN</b>	W, 88-54	Carr - 14	Two with - 5	Garrison - 4^	Oweh - 4^	Williams - 3^
J. 4	<b>FLORIDA</b> <sup>*</sup>	W, 106-100	Brea - 23	Williams - 8	Butler - 8^	Butler - 3^	Two with - 1
J. 7	at Georgia <sup>*</sup>	L, 82-69	Butler - 20^	Oweh - 7	Butler - 3^	Butler - 4^	Two with - 2^
J. 11	at Mississippi State <sup>*</sup>	W, 95-90	Robinson - 27^	Williams - 12^	Butler - 8^	Oweh - 2	Williams - 2^
J. 14	<b>TEXAS A&amp;M</b> <sup>*</sup>	W, 81-69	Robinson - 22^	Williams - 12^	Butler - 7^	Two with - 3^	Four with - 1
J. 18	<b>ALABAMA</b> <sup>*</sup>	L, 102-97	Oweh - 21	Williams - 11^	Butler - 8	Oweh - 2^	Brea - 3^
J. 25	at Vanderbilt <sup>*</sup>	L, 74-69	Oweh - 21^	Oweh - 12^	Williams - 4	Four with - 1	Williams - 2^
J. 28	at Tennessee <sup>*</sup>	W, 78-73	Brea - 18	Williams - 15^	Williams - 4	Three with - 1	Three with - 1
F. 1	<b>ARKANSAS</b> <sup>*</sup>	L, 89-79	Williams - 22^	Williams - 11^	Williams - 3	Two with - 1	Carr - 1^
F. 4	at Ole Miss <sup>*</sup>	L, 98-84	Oweh - 24^	Williams - 11^	Williams - 10^	Robinson - 1^	Perry - 1
F. 8	<b>SOUTH CAROLINA</b> <sup>*</sup>	W, 80-57	Oweh - 17^	Williams - 6	Brea - 6^	Oweh - 2^	Garrison - 2^
F. 11	<b>TENNESSEE</b> <sup>*</sup>	W, 75-64	Two with - 13	Oweh - 6	Butler - 4	Butler - 3^	Oweh - 2^
F. 15	at Texas <sup>*</sup>	L, 82-78	Oweh - 20	Williams - 12^	Two with - 3^	Brea - 3^	Two with - 1
F. 19	<b>VANDERBILT</b> <sup>*</sup>						
F. 22	at Alabama <sup>*</sup>						
F. 26	at Oklahoma <sup>*</sup>						
M. 1	<b>AUBURN</b> <sup>*</sup>						
M. 4	<b>LSU</b> <sup>*</sup>						
M. 8	at Missouri <sup>*</sup>						

All home games in **BOLD CAPS**

\*SEC game, ^game high

- 1 - Champions Classic (State Farm Arena | Atlanta)
- 2 - BBN Invitational (Rupp Arena | Lexington, Ky.)
- 3 - BBN Invitational/Unity Series (Rupp Arena | Lexington)
- 4 - SEC/ACC Challenge (Littlejohn Coliseum | Clemson, S.C.)
- 5 - Battle in Seattle (Climate Pledge Arena | Seattle)
- 6 - CBS Sports Classic (Madison Square Garden | New York)

## Times Led

Oweh - 10  
Brea - 5  
Carr - 4  
Robinson - 4  
Butler - 2  
Almonor - 1  
Williams - 1

## Times Led

Williams - 17  
Carr - 5  
Garrison - 3  
Oweh - 3

## Times Led

Butler - 13  
Williams - 6  
Kriisa - 4  
Robinson - 2  
Garrison - 2  
Brea - 1  
Oweh - 1  
Perry - 1

## Times Led

Oweh - 12  
Butler - 11  
Robinson - 5  
Brea - 4  
Chandler - 4  
Garrison - 4  
Almonor - 1  
Carr - 1  
Kriisa - 1  
Noah - 1  
Williams - 1

## Times Led

Williams - 13  
Oweh - 7  
Garrison - 6  
Robinson - 6  
Carr - 4  
Brea - 3  
Butler - 2  
Almonor - 1  
Perry - 1



# MISCELLANEOUS STATS

Game Leaders							Games With ...							
No.	Name	Points	Rebounds	Blocks	Assists	Steals	10+ Pts	20+ Pts	10+ Rebs	3+ Assts	3+ Blks	3+ Stls	3+ 3s	Double-Double
00	Otega Oweh*	10 (14)	3 (5)	7 (17)	1 (1)	12 (41)	25 (47)	7 (10)	1 (2)	7 (9)	0 (0)	4 (15)	1 (1)	1 (2)
1	Lamont Butler*	2 (10)	0 (2)	2 (8)	13 (56)	11 (60)	11 (54)	2 (4)	0 (1)	16 (84)	0 (0)	8 (30)	2 (9)	0 (1)
2	Jaxson Robinson*	4 (20)	0 (4)	6 (23)	2 (7)	5 (17)	17 (59)	5 (10)	0 (0)	5 (22)	0 (1)	0 (4)	9 (35)	0 (0)
4	Koby Brea*	5 (11)	0 (8)	3 (11)	1 (5)	4 (15)	14 (52)	3 (6)	0 (1)	3 (14)	1 (1)	1 (3)	9 (42)	0 (1)
5	Collin Chandler	0 (0)	0 (0)	0 (0)	0 (0)	4 (4)	0 (0)	0 (0)	0 (0)	1 (1)	0 (0)	0 (0)	0 (0)	0 (0)
7	Andrew Carr*	4 (16)	5 (42)	4 (63)	0 (8)	1 (20)	14 (82)	0 (10)	2 (17)	10 (28)	0 (19)	1 (8)	0 (6)	2 (13)
9	Trent Noah	0 (0)	0 (0)	0 (0)	0 (0)	1 (1)	1 (1)	0 (0)	0 (0)	0 (0)	0 (0)	0 (0)	1 (1)	0 (0)
10	Brandon Garrison*	0 (2)	3 (15)	6 (25)	2 (5)	4 (13)	4 (14)	0 (3)	0 (2)	8 (13)	1 (9)	1 (2)	0 (0)	0 (1)
11	Travis Perry	0 (0)	0 (0)	1 (1)	1 (1)	0 (0)	0 (0)	0 (0)	0 (0)	1 (1)	0 (0)	0 (0)	0 (0)	0 (0)
13	Grant Darbyshire	0 (0)	0 (0)	0 (0)	0 (0)	0 (0)	0 (0)	0 (0)	0 (0)	0 (0)	0 (0)	0 (0)	0 (0)	0 (0)
15	Ansley Almonor*	1 (27)	0 (12)	1 (35)	0 (8)	1 (5)	10 (63)	0 (18)	0 (1)	1 (16)	0 (3)	0 (0)	4 (38)	0 (0)
20	Zach Tow	0 (0)	0 (0)	0 (0)	0 (0)	0 (0)	0 (0)	0 (0)	0 (0)	0 (0)	0 (0)	0 (0)	0 (0)	0 (0)
21	Walker Horn	0 (0)	0 (0)	0 (0)	0 (0)	0 (0)	0 (0)	0 (0)	0 (0)	0 (0)	0 (0)	0 (0)	0 (0)	0 (0)
22	Amari Williams*	1 (28)	17 (79)	13 (89)	6 (22)	1 (36)	15 (78)	1 (8)	12 (42)	13 (40)	2 (31)	0 (6)	0 (0)	8 (32)
77	Kerr Kriisa*	0 (10)	0 (3)	0 (0)	4 (62)	1 (23)	0 (47)	0 (8)	0 (2)	5 (80)	0 (0)	0 (5)	0 (42)	0 (4)

Career total in (parentheses); \*includes pre-UK career

Starting Lineups						
Guard	Guard	G/F	Forward	Forward	Games	W-L
Butler	Oweh	Robinson	Carr	Williams	16	12-4
Robinson	Brea	Oweh	Almonor	Williams	3	1-2
Butler	Oweh	Robinson	Almonor	Williams	2	1-1
Butler	Brea	Oweh	Almonor	Williams	1	1-0
Kriisa	Oweh	Robinson	Carr	Williams	1	1-0
Robinson	Brea	Oweh	Carr	Williams	1	1-0
Perry	Oweh	Brea	Almonor	Williams	1	0-1

Kentucky's Record When ...		
<b>KENTUCKY RECORD</b>	<b>ALL</b>	<b>SEC</b>
Leading at halftime:	14-1	5-1
Tied at the half:	0-0	0-0
Trailing at halftime:	3-7	1-5
Shoot 50% or better:	11-1	4-1
Shoot less than 50%:	6-7	2-5
Shoot higher % than opp.:	16-3	6-2
Shoot lower % than opp.:	1-5	0-4
Opp. shoot worse than 40%:	9-1	3-0
Opp. shoot 40% or higher:	8-7	3-6
Score less than 60 points:	0-0	0-0
Score 60-69 points:	0-4	0-2
Score 70-79 points:	4-2	2-2
Score 80-89 points:	4-1	2-1
Score 90-99 points:	4-1	1-1
Score 100+ points:	5-0	1-0
Opp. score less than 60 pts.:	3-0	1-0
Opp. score 60-69 pts.:	6-0	2-0
Opp. score 70-79 pts.:	4-2	1-1
Opp. score 80-89 points:	2-4	0-3
Opp. score 90-99 points:	1-1	1-1
Opp. score 100+ points:	1-1	1-1
Outrebounded opponent:	12-3	3-3
Outrebounded by opponent:	5-4	3-3
Equal number of rebounds:	0-1	0-0
Fewer turnovers than opp.:	7-2	2-2
Same turnovers as opp.:	2-0	1-0
More turnovers than opp.:	8-6	3-4
Make 10 or more 3-pointers:	12-3	4-3
Make 9 or fewer 3-pointers:	5-5	2-3
Games decided by 5 or fewer:	4-4	2-3
Overtime games:	1-0	0-0

KENTUCKY RECORD		
On CBS:	0-1	0-0
On ABC:	0-0	0-0
On ESPN/ESPN2/ESPNU:	12-6	5-5
On SEC Network:	2-1	1-1
On ESPN+/SEC Network+:	3-0	0-0
Games vs. AP ranked opp.:	7-2	5-2
Games following a loss:	5-2	3-2
More points in the paint:	13-5	3-4
Fewer or same points in the paint:	4-3	3-2
More bench points than opp.:	11-4	4-4
Fewer or same bench pts.:	6-4	2-2
More second-chance points:	9-7	2-5
Fewer or same second-chance pts.:	8-1	4-1
More points off TOs:	9-2	4-1
Fewer or same points off TOs:	8-6	2-5
On Monday:	1-0	0-0
On Tuesday:	7-3	3-2
On Wednesday:	1-0	0-0
On Thursday:	0-0	0-0
On Friday:	2-0	0-0
On Saturday:	6-5	3-4
On Sunday:	0-0	0-0
In November:	7-0	0-0
In December:	4-2	0-0
In January:	4-3	4-3
In February:	2-3	2-3
In March:	0-0	0-0
In April:	0-0	0-0
In White Uniforms:	13-2	3-2
In Blue Uniforms:	3-5	2-3
In White Alternates:	1-1	1-1

Streaks		Miscellaneous	
Overall	Lost 1	<b>Charges Drawn</b>	Kerr Kriisa - 3
Unranked AP teams anywhere	Lost 1		Collin Chandler - 2
Ranked AP teams anywhere	Won 1		Koby Brea - 1
Home	Won 2		Lamont Butler - 1
Home AP ranked teams	Won 1	<b>First Sub</b>	Brandon Garrison - 16
Home AP unranked teams	Won 1		Koby Brea - 13
Home SEC	Won 2		Travis Perry - 6
Home nonconference	Won 9		Ansley Almonor - 3
Home AP ranked SEC	Won 1		Andrew Carr - 3
Home AP unranked SEC	Won 1		Trent Noah - 2
Home AP ranked nonconference	Won 1		Kerr Kriisa - 1
Home AP unranked nonconference	Won 9	<b>5-Second Violations</b>	Kentucky - 0
Road	Lost 2		Opponent - 0
Road AP ranked teams	Lost 1	<b>10-Second Violations</b>	Kentucky - 2
Road AP unranked teams	Lost 4		Opponent - 0
Road SEC	Lost 2	<b>Shot-Clock Violations</b>	Kentucky - 9
Road nonconference	Lost 1		Opponent - 12
Road AP ranked SEC	Lost 1	<b>Tipoffs (including OT)</b>	Kentucky - 16
Road AP unranked SEC	Lost 3		Opponent - 10
Road AP ranked nonconference	Lost 1	<b>3-Point Plays</b>	Andrew Carr - 13
Road AP unranked nonconference	Lost 1		Amari Williams - 8
Neutral	Lost 1		Lamont Butler - 7
Neutral AP ranked teams	Won 3		Otega Oweh - 5
Neutral AP unranked teams	Lost 3		Jaxson Robinson - 2
Neutral SEC Tournament	Lost 3		Ansley Almonor - 1
Neutral nonconference	Lost 1		Collin Chandler - 1
Neutral AP ranked SEC Tournament	Lost 3		Brandon Garrison - 1
Neutral AP unranked SEC Tournament	Lost 2	<b>4-Point Plays</b>	Ansley Almonor - 1
Neutral AP ranked nonconference	Won 3		Jaxson Robinson - 1
Neutral AP unranked nonconference	Lost 2		
<b>Active Consecutive Made Career Starts (UK)</b>			
Amari Williams	88 (25)		
Lamont Butler	65 (19)		
Otega Oweh	26 (25)		
Jaxson Robinson	23		
Ansley Almonor	7		
Koby Brea	2		
Kerr Kriisa	1		
Travis Perry	1		
<b>Active Consecutive Made Free Throws</b>			
Ansley Almonor	15		
Andrew Carr	8		
Koby Brea	6		
Trent Noah	4		
Lamont Butler	3		
Otega Oweh	2		
Travis Perry	2		
Jaxson Robinson	1		
Brandon Garrison	1		
<b>Active Consecutive Games Played with a 3-Pointer (UK)</b>			
Jaxson Robinson	20		
Otega Oweh	4		
Trent Noah	3		
Ansley Almonor	2		
Travis Perry	2		
Kerr Kriisa	1		
Amari Williams	1		

Dunk Tracker		
<b>Player</b>	<b>Dunks in 2024-25</b>	<b>Dunks in Career</b>
Amari Williams	26	114
Andrew Carr	10	98
Otega Oweh	36	68
Brandon Garrison	19	41
Lamont Butler	5	29
Jaxson Robinson	5	16
Koby Brea	8	13
Ansley Almonor	0	6

Fast Facts	
Shooting Percentage	.483
Avg. Assists Per Game	17.4
Points Off Turnovers	13.4
Second-Chance Points	11.7
Points in the Paint	37.7
Fast Break Points	14.7
Bench Points	24.2
Points Per Possession	1.185
Avg. Time of Possession	16.2

First Points of the Game				
<b>Player</b>	<b>Dunk/Layup</b>	<b>Jumper</b>	<b>3PT</b>	<b>FT</b>
Lamont Butler	3			
Andrew Carr	3			1
Kerr Kriisa			1	
Otega Oweh	3			1
Jaxson Robinson			5	
Amari Williams	4	1		2
Koby Brea			1	



# THE LAST TIME UK ...

## INDIVIDUALS

### SCORING

**Scored 25 points:** Jaxson Robinson (27), at Mississippi State, 1/11/25

**Scored 30 points:** Lamont Butler (33), vs. LOUISVILLE, 12/14/24

**Scored 35 Points:** Rob Dillingham (35) vs. TENNESSEE, 2/3/24

**Scored 40 points:** Malik Monk (47) vs. North Carolina, 12/17/16

**Scored 45 points:** Malik Monk (47) vs. North Carolina, 12/17/16

**Scored 50 points:** Jodie Meeks (54) at Tennessee, 1/13/09

**Scored 55 points:** Never

**Two players had 20 points:** Amari Williams (22), Jaxson Robinson (20) vs. ARKANSAS, 2/1/25

**Three players had 20 points:** Tre Mitchell (22), D.J. Wagner (22) and Antonio Reeves (20) vs. SAINT JOSEPH'S, 11/20/23

**Two players had 30 points:** Patrick Patterson (33) and Jodie Meeks (32) vs. TENNESSEE STATE, 12/22/08

**Scored 20 points in two straight games:** Otega Owheh (2), 1/18/25-1/25/25

**Scored 20 points in three straight games:** Antonio Reeves (7), 2/17/24-3/9/24

**Scored 20 points in four straight games:** Antonio Reeves (7), 2/17/24-3/9/24

**Scored 20 points in five straight games:** Antonio Reeves (7), 2/17/24-3/9/24

**Scored 20 points in six straight games:** Antonio Reeves (7), 2/17/24-3/9/24

**Scored 20 points in seven straight games:** Antonio Reeves (7), 2/17/24-3/9/24

**Scored 20 points in eight straight games:** Jamal Murray (12), 2/2/16 - 3/12/16

**Scored 20 points in nine straight games:** Jamal Murray (12), 2/2/16 - 3/12/16

**Scored 20 points in 10 straight games:** Jamal Murray (12), 2/2/16 - 3/12/16

**Scored 20 points in 11 straight games:** Jamal Murray (12), 2/2/16 - 3/12/16

**Scored 20 points in 12 straight games:** Jamal Murray (12), 2/2/16 - 3/12/16

**Scored 20 points in 15 straight games:** Dan Issel (18), 12/1/69 - 2/7/70

**Scored 25 points in two straight games:** Antonio Reeves (2) 12/23/23 - 12/29/23

**Scored 25 points in three straight games:** Tayshaun Prince (3), 3/11/01-3/17/01

**Scored 30 points in two straight games:** Jodie Meeks vs. Appalachian State (46), 12/20/08; vs. TENNESSEE STATE (32), 12/22/08

**Scored 30 points in three straight games:** Dan Issel (6) 2/14/70 - 3/2/70

**Scored in double figures in 10 straight games:** Otega Owheh (25), 11/4/24-2/15/25

**Scored in double figures in 15 straight games:** Otega Owheh (25), 11/4/24-2/15/25

**Scored in double figures in 20 straight games:** Otega Owheh (25), 11/4/24-2/15/25

**Scored in double figures in 25 straight games:** Otega Owheh (25), 11/4/24-2/15/25

**Scored in double figures in 30 straight games:** Malik Monk (30), 11/11/16-2/28/17

**Scored in double figures in 33 straight games:** Jamal Murray (34), 11/17/15 - 3/19/16

**Scored in double figures in 34 straight games:** Jamal Murray (34), 11/17/15 - 3/19/16

**Scored in double figures in 35 straight games:** Kenny Walker (36), 11/14/85 - 3/22/86

**Five players scored in double figures:** Otega Owheh (24), Jaxson Robinson (18), Amari Williams (12), Koby Brea (10), Andrew Carr (10) at Ole Miss, 2/4/25

**Six players scored in double figures:** Otega Owheh (21), Lamont Butler (17), Amari Williams (13), Jaxson Robinson (11), Brandon Garrison (11), Koby Brea (10), Ansley Almonor (10), ALABAMA, 1/18/25

**Seven players scored in double figures:** Otega Owheh (21), Lamont Butler (17), Amari Williams (13), Jaxson Robinson (11), Brandon Garrison (11), Koby Brea (10), Ansley Almonor (10), ALABAMA, 1/18/25

**Four players with 15 or more points:** Koby Brea (23), Lamont Butler (19), Otega Owheh (16), Amari Williams (15), FLORIDA, 1/4/25

### DOUBLE-DOUBLES

**Double-double:** Amari Williams (18 points, 12 rebounds) at Texas, 2/15/25

**Triple-double:** Amari Williams (22 points, 11 rebounds, 10 assists), at Ole Miss, 2/4/25

**20-10 (rebs) game:** Amari Williams (22 points, 11 rebounds), ARKANSAS, 2/1/25

**20-10 (assts) game:** De'Aaron Fox (24 points, 10 assists) vs.

North Carolina, 12/17/16

**20-15 game:** Oscar Tshiebwe (25 points, 18 rebounds) vs. Kansas State, 3/19/23

**20-20 game:** Oscar Tshiebwe (21 points, 20 rebounds), vs. VANDERBILT, 3/1/23

**30-10 game:** Oscar Tshiebwe (37 points, 24 rebounds) vs. GEORGIA, 1/17/23

**30-15 game:** Oscar Tshiebwe (37 points, 24 rebounds) vs. GEORGIA, 1/17/23

**30-20 game:** Oscar Tshiebwe (37 points, 24 rebounds) vs. GEORGIA, 1/17/23

**40-30 game:** Bill Spivey (40 points, 34 rebounds) vs. XAVIER, 2/13/51

**Back-to-back 20-10 games:** Oscar Tshiebwe (22 p, 17 r) vs. AUBURN, 2/25/23; (21 p, 20 r) vs. VANDERBILT, 1/3/23

**Three straight 20-10 games:** Julius Randle (23 p, 16 r) vs. UNC ASHEVILLE, 11/8/13; (22 p, 14 r) vs. NORTHERN KENTUCKY, 11/10/13; (27 p, 13 r) vs. Michigan State, 11/12/13

**Double-double in points and rebs.:** Amari Williams (18 points, 12 rebounds) at Texas, 2/15/25

**Double-double in points and assists:** Amari Williams (22 points, 11 rebounds, 10 assists), at Ole Miss, 2/4/25

**Double-double in points and blocks:** Never

**Double-double in points and steals:** Never

**Double-double in two consecutive games:** Amari Williams (3) 1/28/25-2/4/25

**Double-double in three consecutive games:** Amari Williams (3) 1/28/25-2/4/25

**Double-double in four consecutive games:** Oscar Tshiebwe (4) 2/25/23-3/10/23

**Double-double in five consecutive games:** Oscar Tshiebwe (17) 1/19/22-11/15/22

**Double-double in 10 consecutive games:** Oscar Tshiebwe (17) 1/19/22-11/15/22

**Double-double in 15 consecutive games:** Oscar Tshiebwe (17) 1/19/22-11/15/22

**Two players record double-doubles:** Tre Mitchell (18 points, 12 rebounds), Reed Sheppard (11 points, 11 assists) at Louisville, 12/21/23

**Three players record double-doubles:** PJ Washington (20 points, 13 rebounds), Reid Travis (18 points, 12 rebounds), Keldon Johnson (15 points, 10 rebounds) vs. KANSAS, 1/26/19

**Four players record double-doubles:** Jack Givens (30 pts, 13 rebs), Kyle Macy (16 pts, 10 assts), Mike Phillips (22 pts, 18 rebs), Rick Robey (23 pts, 13 rebs) vs. SMU 11/26/77

**Five players record double-doubles:** Never

### FIELD GOALS

**Made 12 FG in a game:** Rob Dillingham (14) vs. TENNESSEE, 2/3/24

**Made 15 FG in a game:** Malik Monk (18) vs. North Carolina, 12/17/16

**Made 16 FG in a game:** Malik Monk (18) vs. North Carolina, 12/17/16

**Made 17 FG in a game:** Malik Monk (18) vs. North Carolina, 12/17/16

**Made 18 FG in a game:** Malik Monk (18) vs. North Carolina, 12/17/16

**Made 19 FG in a game:** Dan Issel (19) at Alabama, 2/23/70

**Made 20 FG in a game:** Dan Issel (23) at Ole Miss, 2/7/70

**Made 21 FG in a game:** Dan Issel (23) at Ole Miss, 2/7/70

**Made 22 FG in a game:** Dan Issel (23) at Ole Miss, 2/7/70

**Made 23 FG in a game:** Dan Issel (23) at Ole Miss, 2/7/70

**Made 24 FG in a game:** Never

**Attempted 17 FG in a game:** Otega Owheh (18) at Texas, 2/15/25

**Attempted 18 FG in a game:** Otega Owheh (18) at Texas, 2/15/25

**Attempted 19 FG in a game:** Rob Dillingham (19) vs. Texas A&M, 3/15/24

**Attempted 20 FG in a game:** Antonio Reeves (20) at Auburn, 2/17/24

**Attempted 25 FG in a game:** Antonio Reeves (25) vs. Kansas, 11/14/23

**Attempted 30 FG in a game:** Kevin Grevey (30) vs. UCLA, 3/31/75

**Attempted 40 FG in a game:** Bill Spivey (41) XAVIER, 2/13/51

### 3-POINTERS

**Made 5 3-pointers in a game:** Jaxson Robinson (5), at Ole Miss (2/4/25)

**Made 6 3-pointers in a game:** Jaxson Robinson (7), at Mississippi State, 1/11/25

**Made 7 3-pointers in a game:** Jaxson Robinson (7), at Mississippi State, 1/11/25

**Made 8 3-pointers in a game:** Immanuel Quickley (8) at Texas A&M, 2/25/20

**Made 9 3-pointers in a game:** Jodie Meeks (10) at Tennessee, 1/13/09

**Made 10 3-pointers in a game:** Jodie Meeks (10) at Tennessee, 1/13/09

**Made 11 3-pointers in a game:** Never

**Two players made at least 5 3-pointers in a game:** Davion Mintz (6), Brandon Boston Jr. (6) vs. SOUTH CAROLINA, 3/6/21

**Two players made at least 6 3-pointers in a game:** Davion Mintz (6), Brandon Boston Jr. (6) vs. SOUTH CAROLINA, 3/6/21

**Two players made at least 7 3-pointers in a game:** Never

**Attempted 10 3-pointers in a game:** Jaxson Robinson (10), at Ole Miss, 2/4/25

**Attempted 15 3-pointers in a game:** Antonio Reeves (17) vs. Kansas, 11/14/23

**Attempted 16 3-pointers in a game:** Antonio Reeves (17) vs. Kansas, 11/14/23

**Attempted 17 3-pointers in a game:** Antonio Reeves (17) vs. Kansas, 11/14/23

**Attempted 18 3-pointers in a game:** Derrick Miller (19) at Kansas 12/9/89

**Attempted 19 3-pointers in a game:** Derrick Miller (19) at Kansas 12/9/89

**Attempted 20 3-pointers in a game:** Never

**Made a 3-pointer in 10 straight games:** Koby Brea (24), 11/4/24-2/11/25; Jaxson Robinson (20), 11/19/24-2/8/25

**Made a 3-pointer in 15 straight games:** Koby Brea (24), 11/4/24-2/11/25; Jaxson Robinson (20), 11/19/24-2/8/25

**Made a 3-pointer in 20 straight games:** Koby Brea (24), 11/4/24-2/11/25; Jaxson Robinson (20), 11/19/24-2/8/25

**Made a 3-pointer in 30 straight games:** Jamal Murray (36), 11/13/15-3/19/16

**Made two 3-pointers in 10 straight games:** Jamal Murray (17), 1/23/16-3/17/16

**Made three 3-pointers in 10 straight games:** Gerald Fitch (20), 1/14/03-3/23/03

**Made three 3-pointers in 15 straight games:** Gerald Fitch (20), 1/14/03-3/23/03

**Made three 3-pointers in 20 straight games:** Gerald Fitch (20), 1/14/03-3/23/03

**Made three 3-pointers in 25 straight games:** Keith Bogans (29), 3/14/02-2/26/03

### FREE THROWS

**Made 8 FT in a game:** Otega Owheh (13), vs. Ohio State, 12/21/24

**Made 9 FT in a game:** Otega Owheh (13), vs. Ohio State, 12/21/24

**Made 10 FT in a game:** Otega Owheh (13), vs. Ohio State, 12/21/24

**Made 11 FT in a game:** Otega Owheh (13), vs. Ohio State, 12/21/24

**Made 12 FT in a game:** Otega Owheh (13), vs. Ohio State, 12/21/24

**Made 13 FT in a game:** Otega Owheh (13), vs. Ohio State, 12/21/24

**Made 14 FT in a game:** Olivier Sarr (14) vs. VANDERBILT, 1/5/21

**Made 15 FT in a game:** Rodrick Rhodes (16) vs. Ole Miss, 1/18/95

**Made 16 FT in a game:** Rodrick Rhodes (16) vs. Ole Miss, 1/18/95

**Made 17 FT in a game:** Dwight Anderson (18) vs. MISSISSIPPI STATE, 2/12/79

**Made 18 FT in a game:** Dwight Anderson (18) vs. MISSISSIPPI STATE, 2/12/79

**Made 19 FT in a game:** Never

**Attempted 10 FT in a game:** Amari Williams (11), at Texas, 2/15/25

**Attempted 15 FT in a game:** Oscar Tshiebwe (15) vs. VANDERBILT, 3/1/23

**Attempted 20 FT in a game:** PJ Washington (20) vs. Kansas State, 3/22/18

**Attempted 25 FT in a game:** Never

**Made 20 Straight FT:** Antonio Reeves (23), 1/14/23-2/7/23

**Made 30 Straight FT:** Tyler Herro (38), 2/16/19-3/29/19

### REBOUNDS

**15 Rebs:** Amari Williams (15) at Tennessee, 1/28/25

**20 Rebs:** Oscar Tshiebwe (25) vs. Providence, 3/17/23

**25 Rebs:** Oscar Tshiebwe (25) vs. Providence, 3/17/23

**26 Rebs:** Oscar Tshiebwe (28) vs. WESTERN KENTUCKY, 12/22/21

**27 Rebs:** Oscar Tshiebwe (28) vs. WESTERN KENTUCKY, 12/22/21

**28 Rebs:** Oscar Tshiebwe (28) vs. WESTERN KENTUCKY, 12/22/21

**30 Rebs:** Cotton Nash (30) vs. OLE MISS, 2/8/64

**34 Rebs:** Bob Burrow (34) vs. TEMPLE, 12/10/55

**35 Rebs:** Never

**20+ Rebs in two consecutive games:** Oscar Tshiebwe (2), 12/22/21-12/29/21

**10+ Rebs in three consecutive games:** Amari Williams (3), 1/28/25-2/4/25

**10+ Rebs in four consecutive games:** Tre Mitchell (5), 12/21/23-1/13/24

**10+ Rebs in five consecutive games:** Tre Mitchell (5),



# THE LAST TIME UK ...

12/21/23-1/13/24

**10+ rebs in 10 consecutive games:** Oscar Tshiebwe (22), 1/4/22-11/15/22

**10+ rebs in 15 consecutive games:** Oscar Tshiebwe (22), 1/4/22-11/15/22

**10+ rebs in 20 consecutive games:** Oscar Tshiebwe (22), 1/4/22-11/15/22

**10+ rebs in 25 consecutive games:** Never

**Two players had 10 rebounds:** Andrew Carr (10), Amari Williams (10) WKU, 11/26/24

**Three players had 10 rebounds:** Oscar Tshiebwe (15), Jacob Toppin (10), Ugonna Onyenso (10) vs. NORTH FLORIDA, 11/23/22

## ASSISTS

**6 assists:** Koby Brea (6) SOUTH CAROLINA, 2/8/25

**7 assists:** Amari Williams (10) at Ole Miss, 2/4/25

**8 assists:** Amari Williams (10) at Ole Miss, 2/4/25

**9 assists:** Amari Williams (10) at Ole Miss, 2/4/25

**10 assists:** Amari Williams (10) at Ole Miss, 2/4/25

**11 assists:** Kerr Kriisa (12) BUCKNELL, 11/9/24

**12 assists:** Kerr Kriisa (12) BUCKNELL, 11/9/24

**13 assists:** TyTy Washington Jr. (17) vs. GEORGIA, 1/8/22

**14 assists:** TyTy Washington Jr. (17) vs. GEORGIA, 1/8/22

**15 assists:** TyTy Washington Jr. (17) vs. GEORGIA, 1/8/22

**16 assists:** TyTy Washington Jr. (17) vs. GEORGIA, 1/8/22

**17 assists:** TyTy Washington Jr. (17) vs. GEORGIA, 1/8/22

**18 assists:** Never

**5+ assists in four consecutive games:** Lamont Butler (4), 11/29/24-12/21/24

**8+ assists in two consecutive games:** Rob Dillingham (2), 11/24/23-11/28/23

## BLOCKS

**4 blocks:** Amari Williams (4) WKU, 11/26/24

**5 blocks:** Ugonna Onyenso (5) vs. Oakland, 3/21/24

**6 blocks:** Ugonna Onyenso (10) vs. OLE MISS, 2/13/24

**7 blocks:** Ugonna Onyenso (10) vs. OLE MISS, 2/13/24

**8 blocks:** Ugonna Onyenso (10) vs. OLE MISS, 2/13/24

**9 blocks:** Ugonna Onyenso (10) vs. OLE MISS, 2/13/24

**10 blocks:** Ugonna Onyenso (10) vs. OLE MISS, 2/13/24

**11 blocks:** Nerlens Noel (12) at Ole Miss, 1/29/13

**12 blocks:** Nerlens Noel (12) at Ole Miss, 1/29/13

**13 blocks:** Never

## STEALS

**4 steals:** Lamont Butler (4) at Georgia, 1/7/25

**5 steals:** Reed Sheppard (5) at LSU, 2/21/24

**6 steals:** Cason Wallace (8) vs. Michigan State, 11/15/22

**7 steals:** Cason Wallace (8) vs. Michigan State, 11/15/22

**8 steals:** Cason Wallace (8) vs. Michigan State, 11/15/22

**9 steals:** Never

**3+ steals in five consecutive games:** Ashton Hagans (7), 12/22/18 - 1/19/19

**3+ steals in 10 consecutive games:** Never

**5+ steals in 3 consecutive games:** Reed Sheppard (3), 2/13/24-2/21/24

## MINUTES

**Played every minute:** Reed Sheppard (45) vs. FLORIDA, 1/31/24

**Played 40+ minutes:** Reed Sheppard (45) vs. FLORIDA, 1/31/24

**Played more than 50 minutes:** Patrick Patterson (50) vs. VANDERBILT, 1/12/08

## FOULS

**Fouled out:** Andrew Carr at Texas, 2/15/25

**Two players fouled out:** Amari Williams, Otega Oweh vs. ALABAMA, 1/18/25

**Three players fouled out:** Terrence Clarke, Isaiah Jackson, Olivier Sarr, Lance Ware vs. North Carolina, 12/19/20

**Four players fouled out:** Terrence Clarke, Isaiah Jackson, Olivier Sarr, Lance Ware vs. North Carolina, 12/19/20

**Technical foul:** Brandon Garrison, SOUTH CAROLINA, 2/8/25

## TEAM

### WINS/LOSSES

**Won 10 straight games:** 10, 1/8/19-2/9/19

**Won 20 straight games:** 38, 11/14/14-3/28/15

**Won 30 straight games:** 38, 11/14/14-3/28/15

**Won 40 straight games:** Never

**Lost consecutive games:** 2, 2/1/25-2/4/25

**Lost three straight games:** 4, 1/26/21-2/9/21

**Lost four straight games:** 4, 1/26/21-2/9/21

**Lost five straight games:** 6, 11/29/20-12/26/20

**Lost six straight games:** 6, 11/29/20-12/26/20

**Lost 10 straight games:** Never

## STARTS

**Started four freshmen:** Devin Askew, Brandon Boston Jr., Terrence Clarke, Isaiah Jackson vs. Georgia Tech, 12/6/20

**Started five freshmen:** Hamidou Diallo, Shai Gilgeous-Alexander, Kevin Knox, Nick Richards, PJ Washington vs. Kansas State, 3/22/17

## SCORING

**Scored 90 or more points:** 97, ALABAMA, 1/18/25 (L, 102-97)  
**Scored 90 or more points (SEC game):** 97, ALABAMA, 1/18/25 (L, 102-97)

**Scored 100 or more points:** 106, FLORIDA, 1/4/25 (W, 106-100)

**Scored 100 or more points (SEC game):** 106, FLORIDA, 1/4/25 (W, 106-100)

**Scored 110 or more points:** 111, ARKANSAS, 3/2/24 (W, 111-102)

**Scored 110 or more points (SEC game):** 111, ARKANSAS, 3/2/24 (W, 111-102)

**Scored 120 or more points:** 120 at Vanderbilt, 2/7/96 (W, 120-81)

**Scored 120 or more points (SEC game):** 120 at Vanderbilt, 2/7/96 (W, 120-81)

**Scored 130 or more points:** 143 vs. Georgia, 2/27/56 (W, 143-66)

**Scored 140 or more points:** 143 vs. Georgia, 2/27/56 (W, 143-66)

**Scored 150 or more points:** Never

**Scored less than 50 points:** 48 vs. Vanderbilt, 3/15/13 (L, 64-48)

**Scored 100 points in two consecutive games:** vs. WRIGHT STATE (11/4/24), vs. BUCKNELL (11/9/24)

**Scored 100 points in three consecutive games:** vs. CLEVELAND STATE (11/23/16), vs. UT MARTIN (11/25/16), vs. Arizona State (11/28/16)

**Scored 100 points in consecutive SEC games:** 2/27/56 - 3/3/56

## SHOOTING PERCENTAGES

**Shot 70% from the field:** .722 (39-54) vs. MISSISSIPPI STATE, 2/15/86

**Shot 65% from the field:** .679 (38-56) vs. TENNESSEE, 1/15/22

**Shot 30% or less from the field:** .298 (17-57) vs. Ohio State, 12/21/24

**Allowed 50% shooting:** .547 (35-64) at Ole Miss, 2/4/25

**Allowed 60% shooting:** .627 (32-51) ARKANSAS, 2/7/23

**Allowed 30% or less shooting:** .281 (18-64) at Alabama, 2/5/22

**Allowed 20% or less shooting:** .197 (12-61) vs. MONTANA STATE, 11/23/14

## FREE THROWS

**Shot 90% or better from FT line:** .923 (12-13) SOUTH CAROLINA, 2/8/25

**Shot 100% from FT Line:** 1.000 (12-12) at LSU, 2/21/24

**Shot 50% or less from FT line:** .500 (9-18) ARKANSAS, 2/1/25

**Attempted 40 FT:** 42 (29-42) WKU, 11/26/24

**Attempted five or less FT:** 2 (1-2) at Vanderbilt, 1/24/23

**Made 30 FT:** 34 (34-42) vs. ARKANSAS, 3/2/24

## 3-POINTERS

**Hit 0 3-pointers:** 0 (0-10) vs. RICHMOND, 11/29/20

**Hit 10 3-pointers:** 12 (12-24) TENNESSEE, 2/11/25

**Hit 11 3-pointers:** 12 (12-24) TENNESSEE, 2/11/25

**Hit 12 3-pointers:** 12 (12-24) TENNESSEE, 2/11/25

**Hit 13 3-pointers:** 16 (16-32) at Mississippi St., 1/11/25

**Hit 14 3-pointers:** 16 (16-32) at Mississippi St., 1/11/25

**Hit 15 3-pointers:** 16 (16-32) at Mississippi St., 1/11/25

**Hit 16 3-pointers:** 16 (16-32) at Mississippi St., 1/11/25

**Hit 17 3-pointers:** 17 (17-39) vs. JACKSON STATE, 11/22/24

**Hit 18 3-pointers:** 20 (20-35) vs. LSU, 3/4/95

**Hit 19 3-pointers:** 20 (20-35) vs. LSU, 3/4/95

**Hit 20 3-pointers:** 20 (20-35) vs. LSU, 3/4/95

**Hit 21 3-pointers:** 21 (21-48) vs. North Carolina, 12/27/89

**Hit 22 3-pointers:** Never

## SCORING MARGINS

**Won game by 50 points or more:** 58 vs. MONTANA STATE (W, 86-28), 11/23/14

**Won game by 60 points or more:** 62 vs. VANDERBILT (W, 106-44), 3/5/03

**Won game by 70 points or more:** 74 vs. UT MARTIN (W, 124-50), 11/26/94

**Lost game by 20 points or more:** 20 vs. Ohio State (L, 85-65), 12/21/24

**Lost game by 30 points or more:** 34 vs. Duke (L, 118-84), 11/6/18

**Lost game by 40 points or more:** 41 at Vanderbilt (L, 93-52), 2/12/08

**Lost game by 50 points or more:** 55 at Kansas (L, 150-95), 12/9/89

**Lost game by 60 points or more:** 70 at Central (L, 87-17), 1/28/1910

**Lost game by 70 points or more:** 70 at Central (L, 87-17), 1/28/1910

**Game decided by one point:** vs. Gonzaga, (W, 90-89 - OT), 12/7/24

**Game decided by two or fewer points:** vs. Gonzaga, (W, 90-89 - OT), 12/7/24

**Game decided by three or fewer points:** vs. Gonzaga, (W, 90-89 - OT), 12/7/24

**Two consecutive games decided by one point:** vs. NORTH CAROLINA (W, 73-72), 12/3/11; at Indiana (L, 73-72), 12/10/11

**Three consecutive games decided by one point:** Never

**Two consecutive games decided by two or fewer points:** Arkansas (L, 81-80), 2/9/21; Auburn (W, 82-80), 2/13/21

**Three consecutive games decided by three or fewer points:** at Auburn (L, 99-97 OT), 2/11/74, vs. TENNESSEE (W, 61-58), 2/16/74 and at Ole Miss (L, 61-60), 2/18/74

## COMEBACKS

**Came back from 10-point deficit for win:** 106-100, FLORIDA (1/4/25); trailed by 11 at 26-15 (11:13 in 1st)

**Came back from 11-point deficit for win:** 106-100, FLORIDA (1/4/25); trailed by 11 at 26-15 (11:13 in 1st)

**Came back from 12-point deficit for win:** 90-89 (OT) vs. Gonzaga (12/7/24); Trailed by 18 at 52-34 (19:19 in 2nd)

**Came back from 13-point deficit for win:** 90-89 (OT) vs. Gonzaga (12/7/24); Trailed by 18 at 52-34 (19:19 in 2nd)

**Came back from 14-point deficit for win:** 90-89 (OT) vs. Gonzaga (12/7/24); Trailed by 18 at 52-34 (19:19 in 2nd)

**Came back from 15-point deficit for win:** 90-89 (OT) vs. Gonzaga (12/7/24); Trailed by 18 at 52-34 (19:19 in 2nd)

**Came back from 16-point deficit for win:** 90-89 (OT) vs. Gonzaga (12/7/24); Trailed by 18 at 52-34 (19:19 in 2nd)

**Came back from 17-point deficit for win:** 90-89 (OT) vs. Gonzaga (12/7/24); Trailed by 18 at 52-34 (19:19 in 2nd)

**Came back from 18-point deficit for win:** 90-89 (OT) vs. Gonzaga (12/7/24); Trailed by 18 at 52-34 (19:19 in 2nd)

**Came back from 19-point deficit for win:** 73-67 vs. Vanderbilt (2/28/17); Trailed by 19 at 25-6 (8:03 in 1st)

**Came back from 20-point deficit for win:** 82-79 at Vanderbilt (2/22/97); Trailed by 22 at 40-18 (3:51 in 1st)

**Came back from 30-point deficit for win:** 99-95 at LSU (2/15/94); Trailed by 31 at 68-37 (15:34 in 2nd)

**Came back from 31-point deficit for win:** 99-95 at LSU (2/15/94); Trailed by 31 at 68-37 (15:34 in 2nd)

## REBOUNDS

**Pulled down 50 rebounds:** 54 (16-38) WKU, 11/26/24

**Pulled down 55 rebounds:** 57 (22-35) BUCKNELL, 11/9/24

**Pulled down 60 rebounds:** 62 (19-43) vs. Morehead State, 12/16/95

## OVERTIME GAMES

**Played an overtime game:** vs. Gonzaga, 12/7/24 (W, 90-89 OT)

**Won an overtime game:** vs. Gonzaga, 12/7/24 (W, 90-89 OT)

**Lost an overtime game:** vs. FLORIDA, 1/31/24 (L, 94-91 OT)

**Played an SEC overtime game:** vs. FLORIDA, 1/31/24 (L, 94-91 OT)

**Won an SEC overtime game:** MISSISSIPPI STATE, 1/25/22 (W, 82-74 OT)

**Lost an SEC overtime game:** vs. FLORIDA, 1/31/24 (L, 94-91 OT)

**Played an overtime game in SEC Tournament:** vs. Texas A&M, 3/13/16 (W, 82-77 OT)

**Won an overtime game in SEC Tournament:** vs. Texas A&M, 3/13/16 (W, 82-77 OT)

**Played an overtime game in NCAA Tournament:** vs. Saint Peter's, 3/17/22 (L, 85-79 OT)

**Won an overtime game in NCAA Tournament:** vs. St. Bonaventure, 3/16/00 (W, 85-80 2OT)

**Lost an overtime game in NCAA Tournament:** vs. Saint Peter's, 3/17/22 (L, 85-79 OT)

**Played two overtimes:** vs. Michigan State, 11/15/22 (L, 86-77 2OT)

**Played three overtimes:** vs. TEMPLE 12/7/57 (W, 85-83)

**Played four or more overtimes:** Never

**Played two consecutive overtime games:** 1/6/15 vs. OLE MISS (W, 89-86) and 1/10/15 at Texas A&M (70-64)

**Played three consecutive overtime games:** Never



# THE LAST TIME A UK OPPONENT ...

## INDIVIDUALS

### SCORING

Scored 25 points: Tre Johnson (32), Tramon Mark (26), at Texas, 2/15/25

Scored 30 points: Tre Johnson (32), at Texas, 2/15/25

Scored 35 points: Dalton Knecht (40), at Tennessee, 3/9/24

Scored 40 points: Dalton Knecht (40), at Tennessee, 3/9/24

Scored 45 points: David Robinson (45), Navy, 1/25/87

Scored 50 points: Austin Carr (50), Notre Dame, 12/29/79

Scored 60 points: Pete Maravich (64), LSU, 2/21/70

Scored 65 points: Never

Two players had 20 points: Grant Nelson (25), Mark Sears

(24), ALABAMA, 1/18/25

Three players had 20 points: Tre Johnson (32), Tramon Mark

(26), at Texas, 2/15/25

Two players had 30 points: Ronnie Henderson (36) and Claren

Cesar (32), LSU, 2/15/94

Five players scored in double figures: at Ole Miss, 2/4/25

Six players scored in double figures: ALABAMA, 2/24/24

### FIELD GOALS

Made 15 FG in a game: David Robinson (17), NAVY, 1/25/87

Made 16 FG in a game: David Robinson (17), NAVY, 1/25/87

Made 17 FG in a game: David Robinson (17), NAVY, 1/25/87

Made 18 FG in a game: Steve Downing (19), Indiana, 12/11/71

Made 19 FG in a game: Steve Downing (19), Indiana, 12/11/71

Made 20 FG in a game: Johnny Neumann (20), Ole Miss,

1/2/71

Made 21 FG in a game: Austin Carr (21), Notre Dame,

12/29/70

Made 22 FG in a game: Austin Carr (22), Notre Dame, 3/12/70

Made 23 FG in a game: Pete Maravich (23), LSU, 2/21/70

Made 24 FG in a game: Never

Attempted 17 FG in a game: Tre Johnson (26), at Texas,

2/15/25

Attempted 18 FG in a game: Tre Johnson (26), at Texas,

2/15/25

Attempted 19 FG in a game: Tre Johnson (26), at Texas,

2/15/25

Attempted 20 FG in a game: Tre Johnson (26), at Texas,

2/15/25

Attempted 25 FG in a game: Tre Johnson (26), at Texas,

2/15/25

Attempted 30 FG in a game: Freeman Williams (40), Portland

State, 12/16/17

Attempted 35 FG in a game: Freeman Williams (40), PORT-

LAND STATE, 12/16/77

Attempted 40 FG in a game: Freeman Williams (40), PORT-

LAND STATE, 12/16/77

Attempted 45 FG in a game: Johnny Neumann (50), Ole Miss,

1/2/71

Attempted 50 FG in a game: Johnny Neumann (50), Ole Miss,

1/2/71

Attempted 53 FG in a game: Pete Maravich (53), LSU, 2/22/69

Attempted 54 FG in a game: Never

### 3-POINTERS

Made 5 3-pointers in a game: Matthew Murrell (6), at Ole

Miss, 2/4/25

Made 6 3-pointers in a game: Matthew Murrell (6), at Ole

Miss, 2/4/25

Made 7 3-pointers in a game: Jack Gohlke (10), vs. Oakland,

3/21/24

Made 8 3-pointers in a game: Jack Gohlke (10), vs. Oakland,

3/21/24

Made 9 3-pointers in a game: Jack Gohlke (10), vs. Oakland,

3/21/24

Made 10 3-pointers in a game: Jack Gohlke (10), vs. Oakland,

3/21/24

Made 11 3-pointers in a game: Corey Allmond (11), Sam

Houston State, 11/19/2009

Made 12 3-pointers in a game: Never

Attempted 10 3-pointers in a game: Matthew Murrell (11), at

Ole Miss, 2/4/25

Attempted 15 3-pointers in a game: Jack Gohlke (20), vs.

Oakland, 3/21/24

Attempted 20 3-pointers in a game: Jack Gohlke (20), vs.

Oakland, 3/21/24

### FREE THROWS

Made 10 FT in a game: Adou Thiero (10), ARKANSAS, 2/1/25

Made 11 FT in a game: Bruce Thornton (13), vs. Ohio State,

12/21/24

Made 12 FT in a game: Bruce Thornton (13), vs. Ohio State,

12/21/24

Made 13 FT in a game: Bruce Thornton (13), vs. Ohio State,

12/21/24

Made 14 FT in a game: Khalif Battle (17), ARKANSAS, 3/2/24

Made 15 FT in a game: Khalif Battle (17), ARKANSAS, 3/2/24

Made 16 FT in a game: Khalif Battle (17), ARKANSAS, 3/2/24

Made 17 FT in a game: Khalif Battle (17), ARKANSAS, 3/2/24

Made 18 FT in a game: Pete Maravich (18), LSU, 2/21/70

Made 19 FT in a game: Never

Attempted 15 FT in a game: Khalif Battle (18), ARKANSAS,

3/2/24

Attempted 20 FT in a game: Harding McCaleb (25), Louisville,

2/22/1916

Attempted 25 FT in a game: Harding McCaleb (25), Louisville,

2/22/1916

Attempted 26 FT in a game: Never

### REBOUNDS

15 Rebs: Ian Schieffelin (20) at Clemson, 12/3/24

16 Rebs: Ian Schieffelin (20) at Clemson, 12/3/24

17 Rebs: Ian Schieffelin (20) at Clemson, 12/3/24

18 Rebs: Ian Schieffelin (20) at Clemson, 12/3/24

19 Rebs: Ian Schieffelin (20) at Clemson, 12/3/24

20 Rebs: Ian Schieffelin (20) at Clemson, 12/3/24

25 Rebs: Leon Douglas (25), ALABAMA, 1/20/75

30 Rebs: Kenneth Stanley (30), SOUTHERN CAL, 12/4/61

31 Rebs: Never

Two players had 10 rebounds: Hunter Dickinson (21) and

Kevin McCullar Jr. (10), vs. Kansas, 11/14/23

Three players had 10 rebounds: Craig Victor II (12), Tim Quar-

terman (10), Ben Simmons (10), LSU, 1/5/16

### ASSISTS

10 assists: Jaylen Murray (10), at Ole Miss, 2/4/25

11 assists: Zakai Zeigler (13), vs. TENNESSEE, 2/3/24

12 assists: Zakai Zeigler (13), vs. TENNESSEE, 2/3/24

13 assists: Zakai Zeigler (13), vs. TENNESSEE, 2/3/24

14 assists: Billy McCaffrey (14), Vanderbilt, 1/13/93

15 assists: Eric Richardson (15), Alabama, 2/4/84

16 assists: Never

### BLOCKS

5 blocks: Jonas Aidoo (5), at Tennessee, 3/9/24

6 blocks: Jamarion Sharp (7), WESTERN KENTUCKY, 12/22/21

7 blocks: Jamarion Sharp (7), WESTERN KENTUCKY, 12/22/21

8 blocks: Jarvis Varnado (10), Mississippi State, 1/15/08

9 blocks: Jarvis Varnado (10), Mississippi State, 1/15/08

10 blocks: Jarvis Varnado (10), Mississippi State, 1/15/08

11 blocks: Samaki Walker (11), Louisville, 1/1/95

12 blocks: Never

### STEALS

5 steals: Cameron Matthews (6), at Mississippi St., 1/11/25

6 steals: Cameron Matthews (6), at Mississippi St., 1/11/25

7 steals: Ben Simmons (7), LSU, 3/5/16

8 steals: Never

### TRIPLE-DOUBLE

Had a triple-double: Kevin McCullar Jr. 12 points, 10 re-

bounds, 10 assists, vs. Kansas, 11/14/23

## TEAM

### SCORING

Scored 90 or more points: 98, at Ole Miss, 2/4/25 (L, 98-84)

Scored 90 or more points (SEC game): 98, at Ole Miss, 2/4/25

(L, 98-84)

Scored 100 or more points: 102, ALABAMA, 1/18/25 (L, 102-

97)

Scored 100 or more points (SEC game): 102, ALABAMA,

1/18/25 (L, 102-97)

Scored 110 or more points: 118, Duke, 11/6/18 (L, 118-84)

Scored 110 or more points (SEC game): 110, Vanderbilt,

3/4/67 (L, 110-94)

Scored 120 or more points: 121, North Carolina, 12/27/89 (L,

121-110)

Scored 120 or more points (SEC game): Never

Scored 130 or more points: 150, Kansas, 12/9/89 (L, 150-95)

Scored 140 or more points: 150, Kansas, 12/9/89 (L, 150-95)

Scored 150 or more points: 150, Kansas, 12/9/89 (L, 150-95)

Scored 160 or more points: Never

Scored less than 50 points: 46, NEW MEXICO STATE, 11/6/23

(W, 86-46)

Scored less than 50 points (SEC game): 48, SOUTH CARO-

LINA, 2/5/19 (W, 76-48)

Scored less than 40 points: 39, West Virginia, 3/26/15 (W,

78-39)

Scored less than 40 points (SEC game): 37, MISSOURI,

1/13/15 (W, 86-37)

Scored less than 30 points: 28, MONTANA STATE, 11/23/14

(W, 86-28)

Scored less than 30 points (SEC game): 26, GEORGIA TECH,

1/28/46 (W, 86-37)

Scored less than 20 points: 18, WESTERN ONTARIO,

12/10/49 (W, 90-21)

Scored less than 20 points (SEC game): 18, ALABAMA,

2/10/40 (W, 46-18)

Scored less than 10 points: 9, Tulane, 12/21/34 (W, 39-9)

Scored less than 10 points (SEC game): Never

### SHOOTING PERCENTAGES

Shot 70% from the field: Never

Shot 60% from the field: .627 (32-51), ARKANSAS, 2/7/23

Shot 50% from the field: .547 (35-64), at Ole Miss, 2/4/25

Shot 30% or less from the field: .281 (18-64) at Alabama,

2/5/22

Shot 20% or less from the field: .197 (12-61), MONTANA

STATE, 11/23/14

Shot 10% or less from the field: Never (shooting percentages

not recorded prior to 1947)

### 3-Pointers

Made 10 or more 3-pointers: 13 (13-30), at Ole Miss, 2/4/25

Made 15 or more 3-pointers: 15 (15-21), vs. Oakland, 3/21/24

Made 20 or more 3-pointers: Never

Made zero 3-pointers: 0 (0-15), Auburn, 1/19/13

Attempted 30 or more 3-pointers: 30 (13-30), at Ole Miss,

2/4/25

### FREE THROWS

Shot 90% or better from FT line: 91.7 (11-12), LIPSCOMB,

11/19/24

Shot 100% from FT Line: 16-16, TEXAS A&M, 1/21/23

Shot 50% or less from FT line: .364 (4-11), at Vanderbilt,

1/25/25

Attempted 40 FT: 44 (33-44), Auburn, 2/1/20

Attempted five or less FT: 3 (2-3), COLGATE, 12/11/24

Made 30 FT: 33 (33-44), Auburn, 2/1/20

### REBOUNDS

Pulled down 50 rebounds: 50 (17-33), vs. FLORIDA, 1/31/24

Pulled down 20 offensive rebounds: 25, at Texas A&M,

1/13/24



# HISTORICAL FACTS & FIGURES

## SEC Championships

Team	Titles	Last Title
<b>KENTUCKY</b>	<b>49</b>	<b>2020</b>
LSU	11	2019
Tennessee	11	2024
Alabama	9	2023
Florida	7	2014
Mississippi State	6	2004
Auburn	4	2022
Vanderbilt	3	1993
Arkansas	2	1994
Georgia	1	1990
Georgia Tech*	1	1938
South Carolina	1	1997
Texas A&M	1	2016

\* Former SEC Member

Kentucky SEC Regular-Season Titles (49): 1933, 1935, 1937, 1939, 1940, 1942, 1944, 1945, 1946, 1947, 1948, 1949, 1950, 1951, 1952, 1954, 1955, 1957, 1958, 1962, 1964, 1966, 1968, 1969, 1970, 1971, 1972, 1973, 1975, 1977, 1978, 1980, 1982, 1983, 1984, 1986, 1988, 1989, 1990, 1991, 1992, 1993, 1994, 1995, 1996, 1997, 1998, 1999, 2000, 2001, 2003, 2005, 2010, 2012, 2015, 2016, 2017, 2020

## SEC Tournament Championships

Team	Titles	Last Title
<b>KENTUCKY</b>	<b>31</b>	<b>2018</b>
Alabama	8	2023
Tennessee	5	2022
Florida	4	2014
Auburn	3	2024
Mississippi State	3	2009
Georgia	2	2008
Ole Miss	2	2013
Vanderbilt	2	2012
Arkansas	1	2000
Georgia Tech*	1	1938
LSU	1	1980

\* Former SEC Member

Kentucky SEC Tournament Titles: 1933, 1937, 1939, 1940, 1942, 1944, 1945, 1946, 1947, 1948, 1949, 1950, 1952, 1984, 1986, 1992, 1993, 1994, 1995, 1997, 1998, 1999, 2001, 2003, 2004, 2010, 2011, 2015, 2016, 2017, 2018

SEC Tournament Record: 135-30

## NCAA TOURNAMENT

NCAA Tournament Record: 130-55

NCAA Tournament Appearances (61)

1942, 1945, 1948, 1949, 1951, 1952, 1955, 1956, 1957, 1958, 1959, 1961, 1962, 1964, 1966, 1968, 1969, 1970, 1971, 1972, 1973, 1975, 1977, 1978, 1980, 1981, 1982, 1983, 1984, 1985, 1986, 1987, 1992, 1993, 1994, 1995, 1996, 1997, 1998, 1999, 2000, 2001, 2002, 2003, 2004, 2005, 2006, 2007, 2008, 2010, 2011, 2012, 2014, 2015, 2016, 2017, 2018, 2019, 2022, 2023, 2024

NCAA Championships (8)

1948, 1949, 1951, 1958, 1978, 1996, 1998, 2012

NCAA Championship Game Appearances (12)

1948, 1949, 1951, 1958, 1966, 1975, 1978, 1996, 1997, 1998, 2012, 2014

NCAA Final Fours (17)

1942, 1948, 1949, 1951, 1958, 1966, 1975, 1978, 1984, 1993, 1996, 1997, 1998, 2011, 2012, 2014, 2015

NCAA Regional Final or Elite Eights (38)

1942, 1945, 1948, 1949, 1951, 1952, 1956, 1957, 1958, 1961, 1962, 1966, 1968, 1970, 1972, 1973, 1975, 1977, 1978, 1983, 1984, 1986, 1992, 1993, 1995, 1996, 1997, 1998, 1999, 2003, 2005, 2010, 2011, 2012, 2014, 2015, 2017, 2019

NCAA Regional Semifinals or Sweet 16s (48)

1942, 1945, 1948, 1949, 1951, 1952, 1955, 1956, 1957, 1958, 1959, 1961, 1962, 1964, 1966, 1968, 1969, 1970, 1971, 1972, 1973, 1975, 1977, 1978, 1980, 1983, 1984, 1985, 1986, 1992, 1993, 1995, 1996, 1997, 1998, 1999, 2001, 2002, 2003, 2005, 2010, 2011, 2012, 2014, 2015, 2017, 2018, 2019

Helms National Titles (2)

1933, 1954

## National Award Winners

National Players of the Year (6)

1933 - Forest Sale (Helms)  
 1935 - Leroy Edwards (Helms)  
 1978 - Jack Givens (Helms)  
 2010 - John Wall (Adolph Rupp Trophy, Yahoo!, Rivals)  
 2012 - Anthony Davis (Adolph Rupp Trophy, AP, CBS, Basketball Times, Naismith, TSN, USBWA, Wooden)  
 2022 - Oscar Tshiebwe (AP, NABC, USBWA, Wooden, Naismith, CBS, TSN, USA Today, The Athletic)

National Coaches of the Year (6, 12 times)

1959 - Adolph Rupp (UPI)  
 1966 - Adolph Rupp (UPI, USBWA, TSN)  
 1970 - Adolph Rupp (TSN)  
 1978 - Joe B. Hall (Kellogg's)  
 1986 - Eddie Sutton (AP, NABC)  
 1990 - Rick Pitino (Basketball Times)  
 1991 - Rick Pitino (Sporting News)  
 1998 - Tubby Smith (Basketball Weekly)  
 2003 - Tubby Smith (AP, NABA, USBWA, Naismith, Sporting News, CBS/Chevrolet, Basketball Times)  
 2005 - Tubby Smith (Jim Phelan Award)  
 2010 - John Calipari (Adolph Rupp Cup)  
 2015 - John Calipari (AP, Naismith, NABC, Sporting News, Adolph Rupp Cup)

National Freshman of the Year (3)

2010 - John Wall (USBWA)  
 2012 - Anthony Davis (USBWA, TSN, CBS)  
 2024 - Reed Sheppard (USBWA, NABC)

National Defensive Player of the Year (2)

2012 - Anthony Davis (NABC)  
 2015 - Willie Cauley-Stein (NABC, NBC)

Naismith Hall of Fame (11)

Adolph Rupp (1969), Cliff Hagan (1978), Frank Ramsey (1982), Dan Issel (1993), C.M. Newton (2000), Pat Riley (2008), Adrien Smith (2010), Rick Pitino (2013), John Calipari (2015), Eddie Sutton (2020)

Consensus First-Team All Americans (22, 27 times)

Basil Hayden (1921), Burgess Casey (1925), Forest Sale (1932, 1933), LeRoy Edwards (1935), Bob Brannum (1944), Ralph Beard (1947, 1948, 1949), Alex Groza (1947, 1949), Bill Spivey (1951), Cliff Hagan (1952, 1954), Johnny Cox (1959), Cotton Nash (1964), Dan Issel (1970), Kyle Macy (1980), Kenny Walker (1986), Jamal Mashburn (1993), Tony Delk (1996), Ron Mercer (1997), John Wall (2010), Anthony Davis (2012), Willie Cauley-Stein (2015), Tyler Ulis (2016), Oscar Tshiebwe (2022)

Final Four MOPs (6, 7 times)

Alex Gorza (1948, 1949), Bill Spivey (1951), Jack Givens (1978), Tony Delk (1996), Jeff Sheppard (1998), Anthony Davis (2012)

## SEC Award Winners

SEC Players of the Year (16, 18 times)

1966 - Pat Riley (AP)  
 1972 - Tom Parker (AP)  
 1973 - Kevin Grevey (AP)  
 1975 - Kevin Grevey (AP)  
 1980 - Kyle Macy (AP, UPI)  
 1985 - Kenny Walker (AP, UPI)  
 1986 - Kenny Walker (AP, UPI)  
 1993 - Jamal Mashburn (Coaches, AP)  
 1996 - Tony Delk (Coaches, AP)  
 1997 - Ron Mercer (Coaches, AP)  
 2001 - Tayshaun Prince (Coaches, AP)  
 2003 - Keith Bogans (Coaches)  
 2010 - John Wall (Coaches, AP)  
 2012 - Anthony Davis (Coaches, AP)  
 2016 - Tyler Ulis (Coaches, AP)  
 2017 - Malik Monk (AP)  
 2020 - Immanuel Quickley (Coaches)  
 2022 - Oscar Tshiebwe (Coaches, AP)

SEC Freshman of the Year (13)

2008 - Patrick Patterson (Coaches)  
 2010 - DeMarcus Cousins (Coaches)  
 2010 - John Wall (AP)  
 2011 - Terrence Jones (Coaches, AP)  
 2012 - Anthony Davis (Coaches, AP)  
 2013 - Nerlens Noel (Coaches, AP)  
 2014 - Julius Randle (Coaches, AP)  
 2015 - Karl-Anthony Towns (Coaches, AP)  
 2017 - Malik Monk (Coaches, AP)  
 2018 - Kevin Knox (AP)  
 2019 - Tyler Herro (AP)  
 2019 - Keldon Johnson (Coaches)  
 2024 - Reed Sheppard (Coaches)

SEC Coach of the Year (7, 23 times)

1964 - Adolph Rupp (AP, Coaches)  
 1966 - Adolph Rupp (AP, Coaches)  
 1968 - Adolph Rupp (AP, UPI, Coaches)  
 1969 - Adolph Rupp (UPI, Coaches)  
 1970 - Adolph Rupp (AP, UPI, Coaches)  
 1971 - Adolph Rupp (AP, UPI, Coaches)  
 1972 - Adolph Rupp (Coaches)  
 1973 - Joe B. Hall (Coaches)

1975 - Joe B. Hall (AP, Coaches)

1978 - Joe B. Hall (Coaches)

1983 - Joe B. Hall (Coaches)

1986 - Eddie Sutton (AP, UPI)

1990 - Rick Pitino (UPI)

1991 - Rick Pitino (AP)

1996 - Rick Pitino (AP, Coaches)

1998 - Tubby Smith (AP)

2003 - Tubby Smith (AP, Coaches)

2005 - Tubby Smith (AP, Coaches)

2008 - Billy Gillispie (Coaches)

2010 - John Calipari (AP)

2012 - John Calipari (AP, Coaches)

2015 - John Calipari (AP, Coaches)

2020 - John Calipari (Coaches)

First Team All-SEC (68 players, 95 times)

Most Recent - Antonio Reeves, 2024

SEC All-Freshman Team (48)

Most Recent - Rob Dillingham, Reed Sheppard, D.J. Wagner, 2024

SEC Tournament MVPs (17 players, 18 times)

1979 - Kyle Macy

1982 - Dirk Minniefield

1988 - Rex Champman

1992 - Jamal Mashburn

1993 - Travis Ford

1994 - Travis Ford

1995 - Antoine Walker

1997 - Ron Mercer

1998 - Wayne Turner

1999 - Scott Padgett

2001 - Tayshaun Prince

2003 - Keith Bogans

2004 - Gerald Fitch

2010 - John Wall

2011 - Darius Miller

2015 - Willie Cauley-Stein

2017 - De'Aaron Fox

2018 - Shai Gilgeous-Alexander



# RUPP ARENA AT CENTRAL BANK CENTER

## Year-by-Year Records

Season	W-L	Percentage
2024-25	13-2	.866
2023-24	14-4	.778
2022-23	14-4	.778
2021-22	18-0	1.000
2020-21	5-6	.455
2019-20	16-2	.889
2018-19	17-1	.944
2017-18	16-2	.889
2016-17	15-2	.882
2015-16	17-0	1.000
2014-15	19-0	1.000
2013-14	16-2	.889
2012-13	16-2	.889
2011-12	18-0	1.000
2010-11	15-0	1.000
2009-10	18-0	1.000
2008-09	12-6	.667
2007-08	14-4	.778
2006-07	14-2	.875
2005-06	10-5	.667
2004-05	14-1	.933
2003-04	11-2	.846
2002-03	12-1	.923
2001-02	12-3	.800
2000-01	11-1	.917
1999-2000	14-0	1.000
1998-99	12-1	.923
1997-98	9-3	.750
1996-97	12-1	.923
1995-96	13-0	1.000
1994-95	12-1	.923
1993-94	13-1	.929
1992-93	16-0	1.000
1991-92	15-2	.882
1990-91	13-0	1.000
1989-90	13-2	.867
1988-89	8-6	.571
1987-88	14-2	.875
1986-87	13-2	.867
1985-86	18-0	1.000
1984-85	11-3	.786
1983-84	16-0	1.000
1982-83	14-1	.933
1981-82	15-1	.938
1980-81	15-0	1.000
1979-80	12-3	.800
1978-79	11-4	.733
1977-78	16-0	1.000
1976-77	12-2	.857
<b>Total</b>	<b>674-87</b>	<b>.886</b>

## Cats Rock at Rupp

The Wildcats are 674-87 (88.6%) in Rupp Arena. Among the most notable marks of dominance as the nation's toughest venue to play include:

- Kentucky is 363-53 (87.3%) in regular-season SEC games in Rupp
- The Wildcats set a program home record of 19 wins in 2014-15
- Kentucky has a perfect mark in 14 of Rupp Arena's 49 seasons

## 600 Wins at Rupp in Record Time

With a victory over Fairleigh Dickinson on Dec. 7, 2019, Kentucky reached the 600-win mark at Rupp Arena faster than any other program in NCAA Division I level history. UK needed just 670 games to reach win No. 600 in Rupp Arena.

It took UCLA, which previously owned the fastest pace to 600 wins, 689 games in Pauley Pavilion. Only one other team, Kansas, achieved win No. 600 in fewer than 700 games at its home venue. The Jayhawks reached the significant win in their 699th game.

## New Court Design in 2024-25

A new basketball court is slated to come to Rupp Arena at Central Bank Center in 2024-25. It features the UK logo at midcourt and a contrasting wood stain outline of the State of Kentucky earlier this season. The updated court design also features perimeter borders painted Kentucky Blue with the Kentucky Wordmark on each baseline, the Rupp Arena at Central Bank Center logos on the wings and the Southeastern Conference logos in the lanes.

The Cawood's Court marker memorializing legendary radio play-by-play announcer Cawood Ledford remains at midcourt in front of the broadcast table on the opposite side from the team benches, and the UK logo with "Mr. Wildcat" honoring longtime manager Bill Keightley is still in front of the UK bench.

## The Top-Ranked Team at Home

Kentucky has lost just four times at home as the Associated Press top-ranked team in the history of the program and just three times in Rupp Arena. Prior to the losses to Evansville (Nov. 12, 2019) and UCLA (Dec. 3, 2016), the other two losses came by just one point.

The Wildcats are 54-3 all-time as the AP No. 1 team in Rupp Arena since its opening in 1976. The first loss was to Auburn, 53-52, on Jan. 9, 1988.

## Mark Pope in Rupp Arena

Mark Pope, the 23rd head coach in program history made his debut on Nov. 4, 2024 in a matchup with Wright State, a 103-62 win.

Prior to leading UK, he coached one time against the Cats inside of Rupp on the opposing sidelines. His Utah Valley squad held a 34-22 lead at halftime on Nov. 10, 2017, but ultimately UK would win 73-63 behind 13 points, four assists and four steals from future NBA All-Star Shai Gilgeous-Alexander.

As an active UK player, Pope's teams went 25-1 (96.2%) inside of Rupp Arena. In those 26 appearances, Pope's playing days produced:

- Kentucky averaged 89.8 points per game
- UK's average margin of victory was 25.3 points per game
- The Cats defeated four ranked squads, including one top 10 ranked foe
- Pope scored in every game in which he appeared, and averaged 8.2 points and 6.6 rebounds per game

<b>Year Opened:</b>	1976
<b>First Game:</b>	Nov. 27, 1976
<b>All-Time Record:</b>	674-87 (88.6%)
<b>Record Under Mark Pope:</b>	13-2 (86.6%)
<b>Current Capacity:</b>	20,500
<b>Record Crowd:</b>	24,479 (1/20/10)
<b>Longest Win Streak:</b>	54 (11/9/10-12/1/12)
<b>Current Win Streak:</b>	2

## 2024-25 Opponent Breakdown

**Wright State (Nov. 4)**  
All-time games in Rupp Arena: 4  
UK record in Rupp vs. WSU: 4-0  
Last time in Rupp Arena: UK, 103-62 (11/4/24)

**Bucknell (Nov. 9)**  
All-time games in Rupp Arena: 1  
UK record in Rupp vs. Bucknell: 1-0  
Last time in Rupp Arena: UK, 100-72 (11/9/24)

**Lipscomb (Nov. 19)**  
All-time games in Rupp Arena: 3  
UK record in Rupp vs. LU: 3-0  
Last time in Rupp Arena: UK, 97-68 (11/19/24)

**Jackson State (Nov. 22)**  
All-time games in Rupp Arena: 1  
UK record in Rupp vs. JSU: 1-0  
Last time in Rupp Arena: UK, 108-59

**Western Kentucky (Nov. 24)**  
All-time games in Rupp Arena: 4  
UK record in Rupp vs. WKU: 3-1  
Last time in Rupp Arena: UK, 87-68 (11/26/24)

**Georgia State (Nov. 29)**  
All-time games in Rupp Arena: 2  
UK record in Rupp vs. GSU: 2-0  
Last time in Rupp Arena: UK, 105-76 (11/29/24)

**Colgate (Dec. 11)**  
All-time games in Rupp Arena: 1  
UK record in Rupp vs. CU: 1-0  
Last time in Rupp Arena: UK, 78-67 (12/11/24)

**Louisville (Dec. 29)**  
All-time games in Rupp Arena: 22  
UK record in Rupp vs. UofL: 18-4  
Last time in Rupp Arena: UK, 93-85 (12/14/24)

**Brown (Dec. 31)**  
All-time games in Rupp Arena: 1  
UK record in Rupp vs. BU: 1-0  
Last time in Rupp Arena: UK 88-54 (12/31/24)

**Florida (Jan. 4)**  
All-time games in Rupp Arena: 49  
UK record in Rupp vs. UF: 39-10  
Last time in Rupp Arena: UK, 106-100 (1/4/25)

**Texas A&M (Jan. 14)**  
All-time games in Rupp Arena: 8  
UK record in Rupp vs. TAMU: 6-2  
Last time in Rupp Arena: UK, 81-69 (1/14/25)

**Alabama (Jan. 18)**  
All-time games in Rupp Arena: 36  
UK record in Rupp vs. UA: 29-7  
Last time in Rupp Arena: UA, 102-97 (1/18/25)

**Arkansas (Feb. 1)**  
All-time games in Rupp Arena: 20  
UK record in Rupp vs. UA: 14-6  
Last time in Rupp Arena: UA, 89-79 (2/1/25)

**South Carolina (Feb. 8)**  
All-time games in Rupp Arena: 30  
UK record in Rupp vs. SC: 27-3  
Last time in Rupp Arena: UK, 80-57 (2/8/25)

**Tennessee (Feb. 11)**  
All-time games in Rupp Arena: 49  
UK record in Rupp vs. UT: 41-8  
Last time in Rupp Arena: UK, 75-64 (2/11/25)

**Vanderbilt (Feb. 19)**  
All-time games in Rupp Arena: 46  
UK record in Rupp vs. VU: 43-3  
Last time in Rupp Arena: UK, 93-77 (3/6/24)

**Auburn (March 1)**  
All-time games in Rupp Arena: 33  
UK record in Rupp vs. AU: 31-2  
Last time in Rupp Arena: UK, 86-54 (2/25/23)

**LSU (March 4)**  
All-time games in Rupp Arena: 35  
UK record in Rupp vs. LSU: 29-6  
Last time in Rupp Arena: UK, 74-71 (1/3/23)



# HEAD COACH MARK POPE



Mark Pope, a captain of the University of Kentucky's 1996 National Championship team, has returned to Lexington as the 23rd head coach of Kentucky's storied men's basketball program.

Pope is a nine-year head coaching veteran with stops at BYU and Utah Valley, amassing a 187-108 career record prior to the start of his UK career. His squads won 20 or more games in six of the last seven seasons and he has made six postseason appearances.

"Mark Pope not only brings an impressive record in nine years as a head coach, but also a love of the University of Kentucky and a complete understanding of what our program means to the people of our state," UK AD Mitch Barnhart said at the time of Pope's hiring. "As a captain on the '96 championship team, Mark was a beloved and respected teammate. As a head coach, he is highly regarded nationally as an innovator. His teams run a unique and dynamic up-tempo offense and they get after it on defense. He is a strong recruiter with international ties and a person of integrity.

"He fully embraces our high expectations and standards and I know that as our fans get reacquainted with Mark, they will be eager to join him on what promises to be an

exciting ride."

Pope returns to UK from Provo, Utah, where he compiled a 110-52 record (.679) during five campaigns at the helm of BYU. He took the Cougars to three postseason appearances, including two trips to the NCAA Tournament, and missed another bid when the 2020 event was cancelled because of the Covid pandemic. Three of his five BYU teams finished the season ranked in the top 20 of the KenPom efficiency ratings.

"The University of Kentucky is the pinnacle of coaching in college basketball. It's the definition of blueblood program where hanging a banner is the expectation ever year," Pope said. "Equally as important, UK changed my life forever as a human being. The love and passion I have for this program, this University and the people of the Commonwealth goes to the depth of my soul.

"I'm thankful to Dr. (Eli) Capilouto and Mitch Barnhart for this opportunity. I'm proud to be your next head coach and I can't wait to do this together!"

Pope is coming off a 23-11 season in 2023-24. It was BYU's first season in the Big 12 Conference and the Cougars' 10-8 league record featured victories over No. 7 Kansas, No. 11 Baylor and No. 24 Iowa State. BYU's first win in the Big 12, on January 13 at Central Florida, also marked Pope's 100th victory as head coach of the Cougars.

The Cougars ranked third in the country with 11.1 made 3-pointers per game in 2023-24, and also ranked in the top 10 in assists per game (3rd) and assist-to-turnover ratio (6th). BYU led the Big 12 in scoring at 81.4 points per game. They were ranked as high as No. 12 in the AP Poll after going 12-1 in nonconference action, winning the Vegas Showdown, BYU's first multi-team event title since 2011. Pope was named to the 2024 Naismith College Coach of the Year Late Season Watch List for his efforts.

Pope's teams also hit the postseason in 2020-21, finishing with a 20-7 mark and making BYU's first appearance in the NCAA Tournament since 2015. The Cougars were 24-11 in 2021-22 and advanced to the quarterfinals of the National Invitation Tournament. The Cougars captured win No. 60 under Pope in January of '22, making him the fastest BYU coach to achieve the mark.

Pope began his head coaching stint at BYU in the 2019-20 season, tallying a 24-8 record, the most wins for a first-year coach in program history. He finished the season ranked No. 18 in the Associated Press poll and No. 16 in the USA Today/Coaches poll, becoming the first head coach at BYU to conclude the season with a national ranking in his first season. The Cougars finished second in the West Coast Conference with a 13-3 record. The Cougars also toppled No. 2-ranked Gonzaga, earning their best win over a ranked opponent inside their home venue in program history. The Covid pandemic prevented an almost-certain bid to the NCAA Tournament.

Pope's Cougars were statistically among the top offenses in the nation in '19-20. The Cougars finished the season ranked first in 3-point field goal percentage, second in assist-to-turnover ratio, third in field-goal percentage, fourth in 3-point field goals per game and fifth in assists per game.

Following his first season with the Cougars, Matt Norlander of CBS tabbed Pope as the best hire of the year. He was also awarded with the United States Basketball Writers Association District VIII Coach of the Year honor. He was a semifinalist for the Werner Ladder Naismith Coach of the Year.

Pope's first head coaching stint was a four-year term at Utah Valley. Beginning in 2015-16, the Wolverines increased their win total during every season of Pope's tenure, culminating in a 25-10 overall mark and a runner-up finish in the Western Athletic Conference in 2018-19. Utah Valley was 30-2 at home from 2017-19, and the 25 wins in 2019 were a single-season school record.

He began his collegiate playing career at the University of Washington, where he was tabbed the 1992 Pac-10 Freshman of the Year. After his sophomore season, he transferred to Kentucky, where he appeared in every game of his two-year career with the Wildcats. UK won the 1995 and '96 regular-season Southeastern Conference championships, the '95 SEC Tournament title and the 1996 NCAA Tournament. He averaged 7.9 points and 5.7 rebounds per game in 69 career games. Pope was named to the All-SEC Tournament Team in 1995, behind a pair of double-doubles in three games, including one in the title game that went to overtime.

Pope was selected in the second round of the 1996 NBA Draft by the Indiana Pacers. He played professional basketball from 1997-2005, including terms with Indiana, Milwaukee Bucks, New York Knicks and Denver Nuggets. In 2000-01, he started 45 games and helped the Bucks reach the Eastern Conference Finals.

Following his playing days, Pope enrolled in medical school at Columbia University and completed two years before returning to basketball. He joined Mark Fox's staff at Georgia in 2009. He then spent one season as an assistant coach for Jeff Bzdelik at Wake Forest and four seasons at BYU under Dave Rose. The Cougars posted four straight 20-win seasons and advanced to postseason play in each of those four years, including three bids to the NCAA Tournament. His success as an assistant at BYU was the springboard to become head coach at Utah Valley.

Pope and his wife, Lee Anne, have four daughters, Ella, Avery, Layla and Shay. He is a 1996 graduate of Kentucky with a degree in English.

## PROFESSIONAL PLAYING CAREER

Anadolu Efes S.K.....	1996-97
Indiana Pacers .....	1997-99
La Crosse Bobcats.....	1999
Ulkerspor .....	1999-2000
Milwaukee Bucks.....	2000-02
New York Knicks .....	2002-03
Denver Nuggets.....	2003-05

## COACHING CAREER

Georgia, assistant director of operations ...	2009-10
Wake Forest, assistant coach .....	2010-11
BYU, assistant coach.....	2011-15
Utah Valley, head coach.....	2015-19
BYU, head coach.....	2019-24
<b>Kentucky, head coach.....</b>	<b>2024-pres.</b>

## UTAH VALLEY, HEAD COACH

2015-16	12-18	.400	
2016-17	17-17	.500	CBI Semifinals
2017-18	23-11	.676	CBI Quarterfinals
2018-19	25-10	.714	CBI Quarterfinals
<b>Totals:</b>	<b>77-56</b>	<b>.579</b>	

## BYU, HEAD COACH

2019-20	24-8	.750	Postseason not held
2020-21	20-7	.741	NCAA First Round
2021-22	24-11	.686	NIT Quarterfinals
2022-23	19-15	.559	
2023-24	23-11	.676	NCAA First Round
<b>Totals:</b>	<b>110-52</b>	<b>.679</b>	

## KENTUCKY, HEAD COACH

2024-25	17-8	0.680
<b>Totals:</b>	<b>17-8</b>	<b>0.680</b>

## OVERALL

<b>10TH SEASON.....</b>	<b>204-116 (.638)</b>
-------------------------	-----------------------



# HEAD COACH MARK POPE

KENT

THE MARK POPE ERA

UCKY

## KENTUCKY MEN'S BASKETBALL

"What a special day at the University of Kentucky. The leader, the captain of 'The Untouchables,' is coming home to lead the Wildcats. Mark Pope will go on to greatness; you can put it down ... What some of you don't realize is how good a basketball mind he has, how much a relentless recruiter he will be."



RICK PITINO

"I'm happy for Mark. He is going to be a great leader of men. He is a passionate coach that loves coaching young men. He was a great teammate and a better human being. All of the former players before him and the guys who played with him couldn't be more excited about the hire."



TONY DELK



THE MARK POPE ERA



"My first conversation with Mark Pope came early in the 2023-24 season after his BYU team got off to one of the best starts of anybody in college basketball. Ever since we started talking, it's been very clear that Mark is not just a great coach, but he's a fantastic human being. You will not find someone who has more pride for Kentucky Basketball than Mark. He knows that it's not just a program in Lexington — it is a lifestyle. Rick Pitino told me Mark is one of the greatest leaders he's ever coached, and when you hear those words from a Hall of Famer who prides himself on work ethic, that speaks for itself. Mark took BYU into the Big 12 and won at a high level in year one. They had one of the best offenses in the country and he has shown a good ability to develop players. No challenge is going to be too great for Mark because he's passionate, he works hard and he's a people person. I believe in Mark's upside and think that Big Blue Nation is going to have a lot to look forward to in the Pope Era in Lexington."



JOHN FRANIT

## KENTUCKY THE MARK POPE ERA



"Mark Pope is a terrific choice to lead the Kentucky basketball program. As a former player on a title team, Pope understands the magnitude of Kentucky and embraces it. Kentucky fans will love Pope's innovative offensive schemes and his passion."



JAY BILG

"Mark Pope brings a tremendous amount of energy, passion and purpose to his alma mater Kentucky. Wildcat fans will surely be entertained by his up-tempo offensive style and his commitment to producing and developing shooters. Pope's engaging personality will make him a fan favorite as the community gets reacquainted to him in the coming months and year."



ANDY KRATZ

"I got to know and watch Mark Pope coach two years ago at Battle4Atlantis. He is extremely smart, engaging, confident in who he is and the style of ball he coaches. He is creative and a players coach. His teams play hard, just like he did. He knows what that Kentucky jersey is all about and that's a huge deal in the Bluegrass state."



JIMMY DYKES

"Mark Pope is one of the rising stars in college basketball. He is very smart, personable and a tireless worker. Few, if any, coaches understand the magic of Kentucky basketball the way a former Wildcat captain and national champion does. Mark is back home."



FRAN FRASCHILLA

# COACH POPE



"I want to congratulate Mark on his hiring at the University of Kentucky. Mark is one of the great young coaches in college basketball today and he will do an excellent job at UK. As a former Kentucky player, he understands Kentucky basketball and embraces the history and passion. He's a true Wildcat and I think that is important for the program. The Big Blue Nation will be very pleased and celebrate his arrival and tenure at UK. His team will play with the same passion, toughness, and energy as he did when he was a Wildcat. Mark is an absolutely excellent hire. He's a gracious person and proven winner. I'm so excited for him and his family."



TUBBY SMITH

### Pope vs. All Opponents

Alabama	0-1	Cleveland State	1-0	Houston	1-1	Nevada	1-0	San Diego State	3-2	UNLV	1-0
Antelope Valley	2-0	Colgate	1-0	Houston Christian	1-0	New Mexico State	2-6	San Francisco	5-5	USF	1-1
Arizona	0-1	Creighton	1-1	Idaho State	5-0	New Orleans	1-0	Santa Clara	1-3	UT Rio Grande Valley	8-0
Arizona State	1-0	CSU Bakersfield	4-6	Iowa State	1-1	Nicholls	1-0	Seattle	5-4	UTSA	3-1
Arkansas	0-1	Dayton	1-0	Jackson State	1-0	North Dakota	2-0	South Carolina	1-0	Utah	3-3
Baylor	1-1	Denver	3-1	Kansas	1-1	Northern Arizona	1-0	South Dakota	0-1	Utah State	3-3
Bellarmine	1-0	Duke	1-1	Kansas City	7-3	Northern Iowa	1-0	Southeastern Louisiana	1-0	Utah Valley	1-2
Benedictine (Mesa)	1-0	Duquesne	0-1	Kansas State	1-1	Ohio State	0-1	Southern Cal	0-2	Vanderbilt	0-2
Bethesda	1-0	Eastern Oregon	1-0	Kentucky	0-1	Oklahoma	0-1	Southern Utah	1-1	Virginia Tech	1-0
Boise State	0-2	Eastern Washington	1-0	Liberty	1-0	Oklahoma State	1-1	St. John's	1-0	Washington State	0-2
Brown	1-0	Evansville	1-0	Lindenwood	1-0	Ole Miss	0-1	TCU	1-0	Weber State	7-1
Bucknell	1-0	Florida	1-0	Lipscomb	1-0	Oral Roberts	1-0	Tennessee	2-0	West Virginia	1-0
Butler	0-1	Fresno State	2-0	Long Beach State	2-0	Oregon	1-0	Texas	1-1	Western Colorado	1-0
BYU	1-3	Georgia	0-1	Louisville	1-1	Pacific	6-1	Texas A&M	1-0	Western Kentucky	1-0
Cal State Fullerton	2-1	Georgia Southern	1-0	Loyola Marymount	8-1	Pepperdine	7-2	Texas Southern	2-0	Western Oregon	1-0
Cal State Northridge	1-0	Georgia State	2-0	Mississippi State	1-0	Portland	7-0	Texas Tech	0-2	Westminster	4-0
California Baptist	2-0	Gonzaga	2-9	Missouri State	2-0	Rice	1-0	UC Davis	1-2	Wright State	1-0
Central Methodist	1-0	Grand Canyon	2-8	Montana State	0-1	Saint Mary's	4-8	UC Riverside	2-0	Wyoming	1-1
Chicago State	7-1	Great Falls (Mont.)	1-0	Montana Tech	3-0	Sam Houston State	2-0	UCF	3-0		
Cincinnati	0-1	Hartford	1-0	Morgan State	1-0	San Diego	4-0	UCLA	1-1		
Clemson	0-1	Hawaii	0-1	NC State	1-0	San Diego Christian	1-0	UNC Wilmington	0-1		



# HEAD COACH MARK POPE

## Career Highlights

### BYU

- After being picked to finish last in its first season in the Big 12, Pope led the Cougars to a fifth-place finish with wins over No. 7 Kansas, No. 11 Baylor and No. 24 Iowa State
- 2024 Naismith College Coach of the Year Late Season Watch List
- The 2023-24 Cougars spent 16 weeks in the AP Top 25, the second-most appearances in school history
- One of four coaches in program history to win 20 or more games in first three seasons as head coach, joining G. Ott Romney, Roger Reid and Dave Rose
- Produced a 64-12 (.842) home record
- Led BYU to its first appearance in the NCAA Tournament since 2015 in 2021
- Named USBWA District VII Coach of the Year after leading BYU to a 24-8 record before COVID-19 canceled postseason play
- The 24 wins in his inaugural season was a program record
- Cougars ranked first in the nation in 3-point percentage in 2020, marking just the second time in program history that BYU ranked first nationally in any offensive statistic
- In 2023-24, BYU ranked second in the nation in 3-point attempts and third in made 3-pointers per game and assists per game
- Was the fastest coach to 60 wins in program history
- Became only the second coach in program history to earn an AP Top 25 ranking in his first season, and the first to finish the year among the top 25
- Downed No. 2 Gonzaga in 2020 at home, marking the highest-ranked foe ever defeated in the Marriott Center
- Four of his five BYU teams spent time in the AP Top 25. Prior to his hiring in 2019, BYU had not appeared in a single poll since the 2010-11 season

### Utah Valley

- Increased total victories every season at the helm
- With 23 wins in 2017-18 and 25 in 2018-19, Pope guided the Wolverines to the first back-to-back 20-win seasons in program history
- The 25 wins in 2018-19 were the most ever in the program's history
- Coached the 2019 Western Athletic Conference Player and Freshman of the Year
- Utah Valley was 20-2 at home from 2017-19
- Led the Wolverines to 22 consecutive home wins from 2017-19. It was the nation's second-longest active home winning streak at the time and the longest in school history

## Pope's Record When ...

Seson	School	Overall	Home	Away	Neutral	Conf.	Conf. Tourney	Postseason
2015-16	Utah Valley	12-18	7-8	5-9	0-1	6-8	0-1	--
2016-17	Utah Valley	17-17	8-5	8-11	1-1	6-8	1-1	2-1 CBI
2017-18	Utah Valley	23-11	16-1	6-9	1-1	10-4	1-1	1-1 CBI
2018-19	Utah Valley	25-10	14-1	8-8	3-1	12-4	1-1	1-1 CBI
2019-20	BYU	24-8	14-1	6-5	4-2	13-3	0-1	0-0 (COVID)
2020-21	BYU	20-7	10-2	7-2	3-3	10-3	1-1	0-1 NCAA
2021-22	BYU	24-11	14-3	6-5	4-3	9-6	1-1	2-1 NIT
2022-23	BYU	19-15	12-4	2-7	5-4	7-9	2-1	--
2023-24	BYU	23-11	16-2	3-7	4-2	10-8	1-1	0-1 NCAA
2024-25	Kentucky	17-8	13-2	2-5	2-1	6-6	0-0	--
	at Kentucky	17-8	13-2	2-5	2-1	6-6	0-0	--
	<b>Total</b>	<b>204-116</b>	<b>124-29</b>	<b>53-68</b>	<b>27-18</b>	<b>89-59</b>	<b>8-9</b>	<b>6-6</b>

## Statistical Snapshot Year-to-Year

	KenPom O	KenPom D	Avg. Points Per Possession	3-Point %	Made 3s Per Game
Kentucky (24-25)	5	76	1.185	37.9%	10.0
BYU (23-24)	14	60	1.164	34.8%	11.1
BYU (22-23)	103	52	1.048	34.0%	8.1
BYU (21-22)	50	70	1.060	35.3%	8.0
BYU (20-21)	23	30	1.087	37.3%	8.7
BYU (19-20)	7	60	1.121	42.2%	10.4
Utah Valley (18-19)	96	131	1.090	38.2%	8.1
Utah Valley (17-18)	73	131	1.093	38.6%	7.9
Utah Valley (16-17)	240	75	0.990	32.0%	8.8
Utah Valley (15-16)	268	278	0.989	35.1%	8.5

## Pope Award Winners

Player (School)	Honor
Matt Haarms (BYU)	WCC Defensive Player of the Year
Wyatt Lowell (Utah Valley)	WAC Freshman of the Year
Jaxson Robinson (BYU)	Big 12 Sixth Man of the Year
Jake Toolson (Utah Valley)	WAC Player of the Year
(BYU)	WCC Newcomer of the Year

## Pope All-Conference Honors

Player (School)	Team (Year)
Brandon Averette (BYU)	Second (2021)
Alex Barcello (BYU)	First (2021)
	First (2022)
Yoeli Childs (BYU)	First (2020)
Marcel Davis (Utah Valley)	Second (2016)
Konner Frey (Utah Valley)	Freshman (2016)
Matt Haarms (BYU)	Second (2021)
Dallin Hall (BYU)	Freshman (2023)
TJ Haws (BYU)	First (2020)
Caleb Lohner (BYU)	Freshman (2022)
Akolda Manyang (Utah Valley)	Defensive (2018)
Isaac Neilson (Utah Valley)	Defensive (2017)
Kenneth Ogbe (Utah Valley)	First (2018)
Brandon Randolph (Utah Valley)	Second (2018)
Conner Toolson (Utah Valley)	Second (2018)
Jake Toolson (Utah Valley)	Freshman (2018)
	First (2019)
(BYU)	First (2020)
Fousseyni Traore (BYU)	Second (2023)
	Freshman (2022)

## Pope by the Numbers

- 1996** National Champion
- 124** Career home victories as a HC
- 41** Margin of first UK coaching victory, also the jersey number he wore as a UK player
- 23<sup>rd</sup>** Coach in UK history
- 13** Players to earn first or second team all-conference honors
- 9** Teams to averaged 70.0+ points per game
- 6** 20-win seasons
- 6** Postseason appearances



More than 20,000 fans were in attendance in Rupp Arena at Central Bank Center on April 14 when UK introduced Mark Pope as its 23<sup>rd</sup> head coach.





# OTEGA OWEH

Jr. | Guard | 6-4 | 208 | Newark, N.J. | Oklahoma



## 2024-25 SEASON/CAREER HIGHS\*

<b>Points</b>		
Season	24, at Ole Miss (2/4/25)	
Career	24, at Ole Miss (2/4/25)	
<b>Rebounds</b>		
Season	12, at Vanderbilt (1/25/25)	
Career	12, at Vanderbilt (1/25/25)	
<b>Field Goals</b>		
Season	8, 6x last at Texas (2/15/25)	
Career	9, ARKANSAS-PINE BLUFF (11/30/23)	
<b>Field Goals Attempted</b>		
Season	18, at Texas (2/15/25)	
Career	18, at Texas (2/15/25)	
<b>3-Point Field Goals</b>		
Season	3, WRIGHT STATE (11/4/24)	
Career	3, WRIGHT STATE (11/4/24)	
<b>3-Point Field Goals Attempted</b>		
Season	5, 3x last at Texas (2/15/25)	
Career	5, 3x last at Texas (2/15/25)	
<b>Free Throws</b>		
Season	13, vs. Ohio State (12/21/24)	
Career	13, vs. Ohio State (12/21/24)	
<b>Free Throws Attempted</b>		
Season	13, vs. Ohio State (12/21/24)	
Career	13, vs. Ohio State (12/21/24)	
<b>Assists</b>		
Season	4, 2x last TEXAS A&M (1/14/25)	
Career	4, 3x last TEXAS A&M (1/14/25)	
<b>Steals</b>		
Season	4, 2x last TEXAS A&M (1/14/25)	
Career	7, GREEN BAY (12/16/23)	
<b>Blocked Shots</b>		
Season	2, 3x last TENNESSEE (2/11/25)	
Career	2, 6x last TENNESSEE (2/11/25)	
<b>Minutes Played</b>		
Season	38, vs. Gonzaga (12/7/24)	
Career	38, vs. Gonzaga (12/7/24)	
<b>MISCELLANEOUS</b>		
Dunks	2024-25: 36	CAREER*: 68
Double-Figure Scoring Games	25	47
Double-Figure Rebounding Games	1	2
Games With Double-Double	1	2
Games Led UK in Scoring	10	14
Games Led UK in Rebounding	3	5
Games Led UK in Assists	1	1
Games Led UK in Steals	12	41
Games Led UK in Blocks	7	17
Games With 3+ Assists	7	9
Games With 3+ Blocks	0	0
Games With 3+ Steals	4	15
Games With 3+ Three-Pointers	1	1
<i>*includes Oklahoma statistics</i>		

- Named to the USBWA Oscar Robertson Player of the Year Midseason Watch List
- Has scored in double figures in every game this season
- Tallied 20 points, five rebounds and two assists at Texas, his seventh game with at least 20 points this season
- Notched team highs in points (13), rebounds (6) and blocks (2) in home upset of Tennessee
- Led team with 17 points, 15 coming in the second half, vs. South Carolina
- Had a career-high 24 points, while chipping in six boards at Ole Miss
- Posted 14 points, six rebounds, a block and a steal in the win at Tennessee
- Strong performance at Vanderbilt scoring 21 points and snatching a career-best 12 rebounds for his second career double-double and first as a Wildcat
- Scored 21 points, tying a season-high, at home vs. Alabama
- Finished with 16 points, including 10 during a key 16-0 UK run in the first half, as Kentucky defeated No. 6 Florida in the SEC lidlifter
- Scored a team-high 21 points and was a perfect 13 of 13 from the line vs. Ohio State, tying for the fifth best free-throw performance in program history
- Was huge down the stretch vs. Louisville scoring nine of his 17 points over the final two minutes to polish off the victory
- Played a big part in Kentucky's upset win over No. 6 Duke, racking up 15 points, six rebounds, three assists and two steals. Logged a steal and the go-ahead free throws with 10 seconds left and sealed the victory with an offensive rebound off a missed free throw with five seconds remaining
- Was Kentucky's leading scorer in opening night win vs. Wright State, finishing with 21 points on 8-of-9 shooting. Buried a career-high three 3-pointers in the winning effort, while also snatching three steals
- Averaged 11.4 points, 3.8 rebounds and 1.5 steals at Oklahoma last season
- Brother, Odafe, is a linebacker for the Baltimore Ravens

## Game-By-Game Statistics

Opponent	Date	GS	Min	FG-A	Pct.	3FG-A	Pct.	FT-A	Pct.	Off-Def-Tot	PF	Ast	TO	Blk	Stl	Pts
WRIGHT STATE	11/4	*	27	8-9	.889	3-3	1.000	2-2	1.000	0-3-3	2	1	0	1	3	21
BUCKNELL	11/9	*	19	4-11	.364	0-4	.000	2-3	.667	1-4-5	1	1	0	0	2	10
vs. Duke	11/12	*	31	4-10	.400	2-3	.666	5-6	.833	2-4-6	3	3	3	1	2	15
LIPSCOMB	11/19	*	15	5-6	.833	1-1	1.000	3-4	.750	1-3-4	2	1	1	2	0	14
JACKSON STATE	11/22	*	20	8-12	.667	1-4	.250	4-4	1.000	0-1-1	2	2	0	0	3	21
WKU	11/26	*	32	6-14	.429	1-3	.333	5-6	.833	1-3-4	2	0	1	0	0	18
GEORGIA STATE	11/29	*	21	5-8	.625	0-1	.000	2-4	.500	0-2-2	3	2	2	0	1	12
at Clemson	12/3	*	31	5-13	.385	1-5	.200	6-8	.750	0-7-7	4	0	0	0	1	17
vs. Gonzaga	12/7	*	38	4-11	.364	0-1	.000	5-6	.833	5-1-6	1	3	1	0	0	13
COLGATE	12/11	*	31	6-13	.462	2-5	.400	1-2	.500	0-5-5	0	4	0	0	1	15
LOUISVILLE	12/14	*	27	7-11	.636	1-2	.500	2-4	.500	0-1-1	3	3	0	0	2	17
vs. Ohio State	12/21	*	30	4-13	.308	0-1	.000	13-13	1.000	2-0-2	4	0	1	0	1	21
BROWN	12/31	*	17	6-11	.545	1-3	.333	0-0	.000	0-1-1	2	2	0	0	4	13
FLORIDA*	1/4	*	28	6-10	.600	1-1	1.000	3-3	1.000	2-2-4	2	0	1	0	2	16
at Georgia*	1/7	*	27	3-13	.231	0-3	.000	6-9	.667	1-6-7	3	1	2	2	2	12
at Mississippi St.*	1/11	*	33	6-9	.667	0-1	.000	3-6	.500	0-8-8	2	2	4	0	2	15
TEXAS A&M*	1/14	*	28	2-5	.400	0-0	.000	7-10	.700	0-2-2	3	4	1	1	3	11
ALABAMA*	1/18	*	33	8-14	.571	1-2	.500	4-5	.800	1-5-6	5	3	0	1	2	21
at Vanderbilt*	1/25	*	33	8-14	.571	0-3	.000	5-7	.714	3-9-12	0	3	4	0	1	21
at Tennessee*	1/28	*	34	4-11	.364	0-1	.000	6-9	.667	2-4-6	2	1	2	1	1	14
ARKANSAS*	2/1	*	32	5-13	.385	0-1	.000	0-1	.000	1-1-2	0	0	1	0	0	10
at Ole Miss*	2/4	*	33	8-17	.471	2-4	.500	6-6	1.000	1-5-6	4	1	0	0	0	24
SOUTH CAROLINA*	2/8	*	29	6-10	.600	1-2	.500	4-4	1.000	1-3-4	3	0	2	1	2	17
TENNESSEE*	2/11	*	31	4-11	.364	1-1	1.000	4-6	.667	2-4-6	2	2	0	2	0	13
at Texas*	2/15	*	32	8-18	.444	1-5	.200	3-5	.600	3-2-5	3	0	3	1	2	20

## Career Statistics

Year	GP-GS	Min-Avg	FG-FGA	Pct	3FG-FGA	Pct	FT-FTA	Pct	Off-Def-Tot-Avg	PF-FO	Ast	TO	Blk	Stl	Pts	Avg
2022-23	28-9	370-13.2	47-106	.443	1-4	.250	39-60	.650	21-38-59-2.1	50-2	5	31	5	33	134	4.8
2023-24	32-28	797-24.9	136-276	.493	20-53	.377	72-112	.643	29-91-120-3.8	76-0	32	57	14	47	364	11.4
2024-25	25-25	712-28.5	140-287	.488	20-60	.333	101-133	.759	29-86-115-4.6	58-1	39	29	13	37	401	16.0
Career	85-62	1879-22.1	323-669	.483	41-117	.350	212-305	.695	79-215-294-3.5	184-3	76	117	32	117	899	10.6

# 1 LAMONT BUTLER

Gr. | Guard | 6-2 | 204 | Moreno Valley, Calif. | San Diego State



2024-25 SEASON/CAREER HIGHS*		
<b>Points</b>		
Season	33, LOUISVILLE (12/14/24)	
Career	33, LOUISVILLE (12/14/24)	
<b>Rebounds</b>		
Season	5, 2x last WKU (11/26/24)	
Career	10, COLORADO STATE (2/13/24)	
<b>Field Goals</b>		
Season	10, LOUISVILLE (12/14/24)	
Career	10, 2x last LOUISVILLE (12/14/24)	
<b>Field Goals Attempted</b>		
Season	14, 2x last ALABAMA (1/18/25)	
Career	15, 2x last at Colorado St. (1/30/24)	
<b>3-Point Field Goals</b>		
Season	6, LOUISVILLE (12/14/24)	
Career	6, LOUISVILLE (12/14/24)	
<b>3-Point Field Goals Attempted</b>		
Season	6, LOUISVILLE (12/14/24)	
Career	11, at Wyoming (1/7/23)	
<b>Free Throws</b>		
Season	8, WKU (11/26/24)	
Career	8, WKU (11/26/24)	
<b>Free Throws Attempted</b>		
Season	12, 2x last LOUISVILLE (12/14/24)	
Career	12, 2x last LOUISVILLE (12/14/24)	
<b>Assists</b>		
Season	8, 3x last ALABAMA (1/18/25)	
Career	8, 3x last ALABAMA (1/18/25)	
<b>Steals</b>		
Season	4, at Georgia (1/7/25)	
Career	6, BYU (11/11/22)	
<b>Blocked Shots</b>		
Season	2, ALABAMA (1/18/25)	
Career	2, 2x last ALABAMA (1/18/25)	
<b>Minutes Played</b>		
Season	34, 2x last at Mississippi St. (1/11/25)	
Career	40, vs. UNLV (3/14/24)	
<b>MISCELLANEOUS</b>		
	<b>2024-25</b>	<b>CAREER*</b>
Dunks	5	29
Double-Figure Scoring Games	11	54
Double-Figure Rebounding Games	0	1
Games With Double-Double	0	1
Games Led UK in Scoring	2	10
Games Led UK in Rebounding	0	2
Games Led UK in Assists	13	56
Games Led UK in Steals	11	60
Games Led UK in Blocks	2	8
Games With 3+ Assists	16	84
Games With 3+ Blocks	0	0
Games With 3+ Steals	8	30
Games With 3+ Three-Pointers	2	9
<i>*includes San Diego State statistics</i>		

- Naismith Defensive Player of the Year Midseason Watch List honoree
- Named to the USBWA Oscar Robertson Player of the Year Midseason Watch List
- The Sporting News Midseason Second Team All-America selection
- Returned from missing the previous three games due to injury and started vs. South Carolina, scoring eight points
- Tallied 17 points while dishing out eight assists for the third time this season in home loss to Alabama. Also tied career high with two blocks
- Matched his career-high with eight assists on the road at Mississippi State, also scoring 10 points and hitting a pair of 3s
- Posted a game-high 20 points and added four steals at Georgia
- Scored 19 points and dished out a career-high eight assists in win over No. 6 Florida in the SEC opener, while playing a team-high 33 minutes
- Returned from two-game injury absence to erupt for career-high 33 points on his way to being named Bluegrass Sports Commission MVP of the Kentucky vs. Louisville game and earn SEC and USBWA National Player of the Week honors. Went a perfect 10-10 from the field and 6-6 from beyond the arc. It marked the second-most points for a Wildcat ever vs. Louisville
- Was a 1,000-point scorer and two-time Mountain West Defensive Player of the Year during four years with San Diego State
- Reached the National Championship game with SDSU in 2023, sending his team to the title game with a game-winning buzzer-beater in the Final Four against Florida Atlantic
- Finished Aztec career ranking No. 5 in program history in steals (183), No. 6 in conference victories (52), No. 9 in total victories (100) and No. 10 in assists (338)
- Three-time Mountain West All-Defensive Team
- 2023 NCAA All-Tournament Team
- Sister, Amani, played college basketball at Arizona and Seattle University

## Game-By-Game Statistics

Opponent	Date	GS	Min	FG-A	Pct.	3FG-A	Pct.	FT-A	Pct.	Off-Def-Tot	PF	Ast	TO	Blk	Stl	Pts
WRIGHT STATE	11/4	*	22	6-12	.500	0-2	.000	2-3	.667	1-4-5	2	5	1	1	3	14
BUCKNELL	11/9	*	19	2-6	.333	0-1	.000	2-2	1.000	1-0-1	2	1	2	0	0	6
vs. Duke	11/12	*	24	3-8	.375	1-3	.333	2-4	.500	0-3-3	3	4	2	0	0	9
LIPSCOMB	11/19	*	17	6-8	.750	3-3	1.000	1-2	.500	1-0-1	2	1	0	0	1	16
JACKSON STATE	11/22	*	22	5-7	.714	1-2	.500	0-0	.000	0-4-4	1	5	1	0	3	11
WKU	11/26	*	28	3-9	.333	0-3	.000	8-12	.667	3-2-5	3	4	0	0	1	14
GEORGIA STATE	11/29	*	29	7-10	.700	0-3	.000	3-5	.600	1-3-4	3	6	2	0	3	17
at Clemson	12/3	*	19	6-9	.667	2-4	.500	2-3	.667	2-0-2	4	5	2	0	1	16
vs. Gonzaga	12/7				DNP											
COLGATE	12/11				DNP											
LOUISVILLE	12/14	*	32	10-10	1.000	6-6	1.000	7-12	.583	0-3-3	4	6	3	0	0	33
vs. Ohio State	12/21	*	27	1-7	.143	0-3	.000	2-2	1.000	2-1-3	5	5	4	1	2	4
BROWN	12/31	*	25	2-5	.400	0-1	.000	2-2	1.000	2-1-3	2	3	2	0	3	6
FLORIDA*	1/4	*	33	6-9	.667	1-3	.333	6-7	.857	0-2-2	2	8	2	0	3	19
at Georgia*	1/7	*	34	8-14	.571	1-3	.333	3-4	.750	2-2-4	2	3	1	0	4	20
at Mississippi St.*	1/11	*	34	4-12	.333	2-5	.400	0-2	.000	0-1-1	2	8	0	0	1	10
TEXAS A&M*	1/14	*	30	0-3	.000	0-1	.000	6-8	.750	0-2-2	2	7	6	0	3	6
ALABAMA*	1/18	*	32	6-14	.429	2-5	.400	3-3	1.000	1-3-4	2	8	1	2	1	17
at Vanderbilt*	1/25	*	27	2-7	.286	1-2	.500	1-2	.500	0-3-3	5	2	6	1	1	6
at Tennessee*	1/28				DNP											
ARKANSAS*	2/1				DNP											
at Ole Miss*	2/4				DNP											
SOUTH CAROLINA*	2/8	*	23	2-5	.400	0-0	.000	4-5	.800	0-1-1	2	3	3	0	1	8
TENNESSEE*	2/11	*	22	3-6	.500	0-2	.000	0-0	.000	0-3-3	1	4	0	0	3	6
at Texas*	2/15				DNP											

## Career Statistics

Year	GP-GS	Min-Avg	FG-FGA	Pct	3FG-FGA	Pct	FT-FTA	Pct	Off-Def-Tot-Avg	PF-FO	Ast	TO	Blk	Stl	Pts	Avg
2020-21	28-2	348-12.4	40-101	.396	9-31	.290	32-48	.667	5-43-48-1.7	49-1	43	35	1	24	121	4.3
2021-22	27-25	685-25.4	70-179	.391	23-70	.329	34-44	.773	11-46-57-2.1	67-1	57	53	4	46	197	7.3
2022-23	39-38	1011-25.9	128-304	.421	40-117	.342	49-67	.731	17-88-105-2.7	106-1	126	79	4	57	345	8.8
2023-24	37-37	1017-27.5	128-304	.421	32-106	.302	57-96	.594	21-74-95-2.6	83-2	112	55	9	56	345	9.3
2024-25	19-19	498-26.2	82-161	.509	20-52	.385	54-78	.692	16-38-54-2.8	49-2	88	38	5	34	238	12.5
<b>TOTAL</b>	<b>150-121</b>	<b>3561-23.7</b>	<b>448-1049</b>	<b>.427</b>	<b>124-376</b>	<b>.330</b>	<b>226-333</b>	<b>.679</b>	<b>70-289-359-2.4</b>	<b>354-7</b>	<b>426</b>	<b>260</b>	<b>23</b>	<b>217</b>	<b>1246</b>	<b>8.3</b>



2024-25 SEASON/CAREER HIGHS*		
<b>Points</b>		
Season	27, at Mississippi St. (1/11/25)	
Career	28, DENVER (12/13/23)	
<b>Rebounds</b>		
Season	8, 2x last TEXAS A&M (1/14/25)	
Career	8, 3x last TEXAS A&M (1/14/25)	
<b>Field Goals</b>		
Season	9, 2x last at Mississippi St. (1/11/25)	
Career	10, DENVER (12/13/23)	
<b>Field Goals Attempted</b>		
Season	17, TEXAS A&M (1/14/25)	
Career	19, DENVER (12/13/23)	
<b>3-Point Field Goals</b>		
Season	7, at Mississippi St. (1/11/25)	
Career	8, DENVER (12/13/23)	
<b>3-Point Field Goals Attempted</b>		
Season	13, TEXAS A&M (1/14/25)	
Career	16, DENVER (12/13/23)	
<b>Free Throws</b>		
Season	5, LIPSCOMB (11/19/24)	
Career	12, UCF (2/13/24)	
<b>Free Throws Attempted</b>		
Season	8, ARKANSAS (2/1/25)	
Career	13, UCF (2/13/24)	
<b>Assists</b>		
Season	5, vs. Gonzaga (12/7/24)	
Career	6, at San Diego (1/7/23)	
<b>Steals</b>		
Season	2, 2x last LOUISVILLE (12/14/24)	
Career	4, WYOMING (12/30/23)	
<b>Blocked Shots</b>		
Season	2, 3x last COLGATE (12/11/24)	
Career	3, TEXAS (1/27/24)	
<b>Minutes Played</b>		
Season	36, vs. Gonzaga (12/7/24)	
Career	37, at Loyola Marymount (1/5/23)	
<b>MISCELLANEOUS</b>		
	<b>2024-25</b>	<b>CAREER*</b>
Dunks	5	16
Double-Figure Scoring Games	17	59
Double-Figure Rebounding Games	0	0
Games With Double-Double	0	0
Games Led UK in Scoring	4	20
Games Led UK in Rebounding	0	4
Games Led UK in Assists	2	7
Games Led UK in Steals	5	17
Games Led UK in Blocks	6	23
Games With 3+ Assists	5	22
Games With 3+ Blocks	0	1
Games With 3+ Steals	0	4
Games With 3+ Three-Pointers	9	35
*includes BYU/Arkansas/Texas A&M statistics		

- Julius Erving Award Small Forward of the Year midseason watch list
- Missed the games vs. Tennessee and at Texas with a wrist injury
- Logged six points and four assists in 20 minutes vs. South Carolina, despite playing through a wrist injury suffered the day before in practice
- Had 18 points, with five 3s, two boards, two assists and a steal at Ole Miss
- Tallied 20 points on 6-of-9 shooting, including 4 of 6 from deep, vs. Arkansas
- Made four 3s en route to 17 points in the win at Tennessee
- Poured in 22 points and added a career-high eight rebounds vs. Texas A&M
- Exploded for a season-high 27 points and seven made 3s in road win at Mississippi State. Finished 9 of 12 from the field and 7 of 10 from deep
- Reached 1,000 career points during home win over Florida
- Matched career-high with eight rebounds in win over Louisville, also contributing 12 points
- Scored 15 of his 18 points in the second half and overtime in win over Gonzaga, while shooting 6 of 7 from field during that stretch. He also contributed a season-best five assists
- Poured in a season-high 20 points, highlighted by three 3s in the win over Lipscomb
- Preseason Third Team All-SEC by the media and coaches
- Jersey Mike's Naismith Trophy Men's College Basketball Player of the Year preseason watch list
- Wooden Award preseason watch list
- 2023-24 Big 12 Sixth Man of the Year and All-Big 12 Honorable Mention at BYU
- Was first bench player in BYU program history to lead the team in scoring, averaging 14.2 points per game
- Four-star prospect out of high school by 247Sports, ESPN and Rivals

## Game-By-Game Statistics

Opponent	Date	GS	Min	FG-A	Pct.	3FG-A	Pct.	FT-A	Pct.	Off-Def-Tot	PF	Ast	TO	Blk	Stl	Pts
WRIGHT STATE	11/4	*	21	3-6	.500	2-5	.400	0-0	.000	1-4-5	0	3	1	1	0	8
BUCKNELL	11/9	*	24	6-14	.429	2-8	.250	0-1	.000	1-3-4	2	1	0	0	2	14
vs. Duke	11/12	*	27	0-4	.000	0-3	.000	1-3	.333	0-1-1	1	0	1	2	1	1
LIPSCOMB	11/19	*	22	6-10	.600	3-6	.500	5-5	1.000	1-6-7	1	0	0	0	0	20
JACKSON STATE	11/22	*	22	5-13	.385	4-10	.400	0-0	.000	0-1-1	1	1	1	0	1	14
WKU	11/26	*	33	2-9	.222	2-8	.250	2-2	1.000	2-4-6	2	4	1	2	1	8
GEORGIA STATE	11/29	*	27	9-14	.643	1-5	.200	0-0	.000	0-3-3	2	2	2	0	0	19
at Clemson	12/3	*	35	5-13	.385	2-7	.286	0-0	.000	2-2-4	2	0	0	1	0	12
vs. Gonzaga	12/7	*	36	7-15	.467	2-5	.400	2-2	1.000	0-3-3	4	5	0	0	1	18
COLGATE	12/11	*	34	4-14	.286	2-11	.182	1-1	1.000	1-3-4	1	3	2	2	1	11
LOUISVILLE	12/14	*	31	4-11	.364	2-5	.400	2-2	1.000	2-6-8	2	2	4	0	2	12
vs. Ohio State	12/21	*	31	3-11	.273	2-7	.286	2-2	1.000	0-4-4	5	0	0	0	0	10
BROWN	12/31	*	22	3-6	.500	1-4	.250	1-2	.500	0-2-2	1	2	1	0	1	8
FLORIDA*	1/4	*	30	5-12	.417	2-6	.333	2-2	1.000	0-1-1	1	2	0	1	0	14
at Georgia*	1/7	*	27	1-5	.200	1-5	.200	2-2	1.000	0-2-2	4	1	1	0	1	5
at Mississippi St.*	1/11	*	30	9-12	.750	7-10	.700	2-2	1.000	1-2-3	3	2	2	0	0	27
TEXAS A&M*	1/14	*	34	8-17	.471	5-13	.385	1-1	1.000	1-7-8	2	2	0	1	0	22
ALABAMA*	1/18	*	25	4-10	.400	3-7	.429	0-0	.000	1-0-1	4	0	1	0	0	11
at Vanderbilt*	1/25	*	31	4-8	.500	3-5	.600	0-0	.000	0-3-3	0	1	0	0	0	11
at Tennessee*	1/28	*	35	6-16	.375	4-9	.444	1-2	.500	1-3-4	1	1	2	1	0	17
ARKANSAS*	2/1	*	34	6-9	.667	4-6	.667	4-8	.500	0-3-3	0	2	2	0	0	20
at Ole Miss*	2/4	*	30	6-13	.462	5-10	.500	1-1	1.000	0-2-2	4	2	1	0	1	18
SOUTH CAROLINA*	2/8	*	20	2-8	.250	2-5	.200	0-0	.000	1-4-5	0	4	0	0	0	6
TENNESSEE*	2/11				DNP											
at Texas*	2/15				DNP											

## Career Statistics

Year	GP-GS	Min-Avg	FG-FGA	Pct	3FG-FGA	Pct	FT-FTA	Pct	Off-Def-Tot-Avg	PF-FO	Ast	TO	Blk	Stl	Pts	Avg
2020-21	14-4	135-9.6	11-31	.355	8-28	.286	0-1	.000	4-11-15-1.1	10-0	4	5	1	3	30	2.1
2021-22	16-4	162-10.1	19-50	.380	14-43	.326	3-3	1.000	5-15-20-1.3	11-0	7	6	4	1	55	3.4
2022-23	33-30	928-28.1	102-264	.386	61-178	.343	17-25	.680	12-85-97-2.9	53-1	61	48	17	26	282	8.5
2023-24	33-6	871-26.4	164-385	.426	81-229	.354	59-65	.908	13-70-83-2.5	61-0	44	51	13	24	468	14.2
2024-25	23-23	662-28.8	108-250	.432	61-160	.381	29-38	.763	15-69-84-3.7	43-1	40	22	11	12	306	13.3
<b>TOTAL</b>	<b>119-67</b>	<b>2759-23.2</b>	<b>404-980</b>	<b>.412</b>	<b>225-638</b>	<b>.353</b>	<b>108-132</b>	<b>.818</b>	<b>49-250-299-2.5</b>	<b>178-2</b>	<b>156</b>	<b>132</b>	<b>46</b>	<b>66</b>	<b>1141</b>	<b>9.6</b>

# 4 KOBY BREA

Gr. | Guard | 6-7 | 206 | Washington Heights, N.Y. | Dayton



## 2024-25 SEASON/CAREER HIGHS\*

<b>Points</b>		
Season	23, FLORIDA (1/4/25)	
Career	23, FLORIDA (1/4/25)	
<b>Rebounds</b>		
Season	7, 2x last vs. Gonzaga (12/7/24)	
Career	10, at Toledo (3/16/22)	
<b>Field Goals</b>		
Season	8, 2x last FLORIDA (1/4/25)	
Career	8, 3x last FLORIDA (1/4/25)	
<b>Field Goals Attempted</b>		
Season	12, COLGATE (12/11/24)	
Career	14, at La Salle (2/26/22)	
<b>3-Point Field Goals</b>		
Season	7, FLORIDA (1/4/25)	
Career	7, FLORIDA (1/4/25)	
<b>3-Point Field Goals Attempted</b>		
Season	9, 2x last at Georgia (1/7/25)	
Career	10, GRAMBLING (12/2/23)	
<b>Free Throws</b>		
Season	5, at Tennessee (1/28/25)	
Career	5, 2x last at Tennessee (1/28/25)	
<b>Free Throws Attempted</b>		
Season	7, at Tennessee (1/28/25)	
Career	7, at Tennessee (1/28/25)	
<b>Assists</b>		
Season	6, SOUTH CAROLINA (2/8/25)	
Career	6, SOUTH CAROLINA (2/8/25)	
<b>Steals</b>		
Season	3, at Texas (2/15/25)	
Career	3, 3x, last at Texas (2/15/25)	
<b>Blocked Shots</b>		
Season	3, ALABAMA (1/18/25)	
Career	3, ALABAMA (1/18/25)	
<b>Minutes Played</b>		
Season	35, at Texas (2/15/25)	
Career	45, at Vanderbilt (3/20/22)	
<b>MISCELLANEOUS</b>		
	<b>2024-25</b>	<b>CAREER*</b>
Dunks	8	13
Double-Figure Scoring Games	14	52
Double-Figure Rebounding Games	0	1
Games With Double-Double	0	1
Games Led UK in Scoring	5	11
Games Led UK in Rebounding	0	8
Games Led UK in Assists	1	5
Games Led UK in Steals	4	15
Games Led UK in Blocks	3	11
Games With 3+ Assists	3	14
Games With 3+ Blocks	1	1
Games With 3+ Steals	1	3
Games With 3+ Three-Pointers	9	42
<i>*includes Dayton statistics</i>		

- Has multiple 3s made in 18 games this season
- Scored 11 points, including two late 3s, while adding two steals and a pair of assists in the home upset win over Tennessee
- Had a career-high six assists, along with 10 points, vs. South Carolina
- Was perfect from the field and led UK in scoring with 18 points, while also chipping in three assists, a block and a steal in the win at Tennessee
- Connected on two triples and scored 10 points while setting a career-high with three blocks at home against Alabama
- Scored a career-high 23 points and made a career-best seven 3s in win over No. 6 Florida en route to SEC Player of the Week honors
- Made his first start of the season vs. Colgate where he eclipsed 1,000 career points behind a game-high 17 points, including draining five 3s
- Matched career-high with 22 points vs. Jackson State, going 8-11 from the field and 5-8 from deep
- Poured in a team-high 20 points, highlighted by six 3s in the win over Bucknell. He also added six rebounds and a pair of assists
- Connected on all four 3-point attempts to finish with 18 points in season-opening win vs. Wright State. Went 7 of 8 from the field in the game
- Two-time Atlantic 10 Sixth Man of the Year during four years at Dayton (2022 and 2024), just the second player in league history to win the award two times
- Led the nation in 3-point percentage (.498) last season, the highest mark in the NCAA in six seasons
- Made 100 of 201 3s during the 2023-24 seasons, averaging a career-high 11.1 points per game and shooting 51.2% from the field

## Game-By-Game Statistics


Opponent	Date	GS	Min	FG-A	Pct.	3FG-A	Pct.	FT-A	Pct.	Off-Def-Tot	PF	Ast	TO	Blk	Stl	Pts
WRIGHT STATE	11/4		20	7-8	.875	4-4	1.000	0-0	.000	0-2-2	0	2	0	0	0	18
BUCKNELL	11/9		26	7-11	.636	6-8	.750	0-0	.000	1-5-6	1	2	0	0	1	20
vs. Duke	11/12		21	3-5	.600	2-4	.500	0-0	.000	0-5-5	3	2	0	1	0	8
LIPSCOMB	11/19		23	3-6	.500	3-3	1.000	3-3	1.000	0-7-7	0	1	0	0	0	12
JACKSON STATE	11/22		23	8-11	.727	5-8	.625	1-2	.500	1-1-2	1	0	1	1	0	22
WKU	11/26		23	3-7	.429	3-7	.429	0-0	.000	0-3-3	4	0	0	0	1	9
GEORGIA STATE	11/29		22	4-10	.400	2-7	.286	0-0	.000	0-2-2	3	3	1	1	0	10
at Clemson	12/3		17	1-3	.333	1-2	.500	0-0	.000	0-2-2	1	2	1	0	0	3
vs. Gonzaga	12/7		31	2-9	.222	1-6	.167	0-0	.000	0-7-7	4	1	0	0	0	5
COLGATE	12/11	*	33	6-12	.500	5-8	.625	0-0	.000	1-4-5	0	0	1	0	0	17
LOUISVILLE	12/14		26	4-9	.444	2-7	.286	0-0	.000	0-1-1	2	0	0	0	0	10
vs. Ohio State	12.21		27	3-9	.333	2-7	.286	0-0	.000	0-1-1	0	0	1	0	0	8
BROWN	12/31		23	4-9	.444	2-6	.333	3-3	1.000	1-1-2	2	0	0	2	0	13
FLORIDA*	1/4		22	8-11	.727	7-9	.778	0-0	.000	0-1-1	3	0	0	0	0	23
at Georgia*	1/7		27	2-10	.200	2-9	.222	0-0	.000	2-1-3	1	0	0	1	1	6
at Mississippi St.*	1/11		17	1-6	.167	1-5	.200	0-0	.000	1-2-3	0	1	0	0	0	3
TEXAS A&M*	1/14		18	1-5	.200	1-5	.200	2-2	1.000	0-1-1	0	0	0	0	0	5
ALABAMA*	1/18		25	4-7	.571	2-3	.667	0-0	.000	0-2-2	1	0	1	3	1	10
at Vanderbilt*	1/25		22	1-5	.200	1-4	.250	0-0	.000	0-4-4	1	0	0	0	1	3
at Tennessee*	1/28	*	31	5-5	1.000	3-3	1.000	5-7	.714	0-3-3	3	3	1	1	1	18
ARKANSAS*	2/1	*	29	2-8	.250	1-6	.167	0-0	.000	0-4-4	1	1	2	0	0	5
at Ole Miss*	2/4	*	29	4-10	.400	2-6	.333	0-0	.000	0-2-2	0	0	0	0	0	10
SOUTH CAROLINA*	2/8		30	4-8	.500	2-6	.333	0-0	.000	0-5-5	2	6	0	0	1	10
TENNESSEE*	2/11	*	33	4-9	.444	3-6	.500	0-0	.000	0-1-1	0	2	0	0	2	11
at Texas*	2/15	*	35	0-6	.000	0-4	.000	4-4	1.000	1-3-4	3	0	0	0	3	4

## Career Statistics

Year	GP-GS	Min-Avg	FG-FGA	Pct	3FG-FGA	Pct	FT-FTA	Pct	Off-Def-Tot-Avg	PF-FO	Ast	TO	Blk	Stl	Pts	Avg
2020-21	17-3	239-14.1	16-40	.400	11-31	.355	6-9	.667	2-29-31-1.8	9-0	7	10	3	2	49	2.9
2021-22	35-4	758-21.7	102-234	.436	63-149	.423	18-29	.621	9-94-103-2.9	35-0	27	29	5	14	285	8.1
2022-23	28-10	740-26.4	66-182	.363	50-135	.370	7-7	1.000	7-86-93-3.3	31-0	47	25	7	9	189	6.8
2023-24	33-4	960-29.1	126-246	.512	100-201	.498	14-16	.875	11-113-124-3.8	31-0	39	24	10	18	366	11.1
2024-25	25-6	633-25.3	91-199	.457	63-143	.441	18-21	.857	8-70-78-3.1	36-0	26	9	10	12	263	10.5
<b>TOTAL</b>	<b>138-27</b>	<b>3334-24.2</b>	<b>401-901</b>	<b>.445</b>	<b>287-659</b>	<b>.436</b>	<b>63-82</b>	<b>.768</b>	<b>37-392-429-3.1</b>	<b>142-0</b>	<b>146</b>	<b>97</b>	<b>35</b>	<b>55</b>	<b>1152</b>	<b>8.3</b>

# 5 COLLIN CHANDLER

Fr. | Guard | 6-5 | 187 | Farmington, Utah | Farmington HS



## 2024-25 SEASON/CAREER HIGHS

<b>Points</b>		
Season	6, JACKSON STATE (11/22/24)	
Career	6, JACKSON STATE (11/22/24)	
<b>Rebounds</b>		
Season	2, 4x last at Tennessee (1/28/25)	
Career	2, 4x last at Tennessee (1/28/25)	
<b>Field Goals</b>		
Season	2, 3x last JACKSON ST. (11/22/24)	
Career	2, 3x last JACKSON ST. (11/22/24)	
<b>Field Goals Attempted</b>		
Season	6, LIPSCOMB (11/19/24)	
Career	6, LIPSCOMB (11/19/24)	
<b>3-Point Field Goals</b>		
Season	2, JACKSON STATE (11/22/24)	
Career	2, JACKSON STATE (11/22/24)	
<b>3-Point Field Goals Attempted</b>		
Season	3, 3x last BROWN (12/31/24)	
Career	3, 3x last BROWN (12/31/24)	
<b>Free Throws</b>		
Season	2, WRIGHT STATE (11/4/24)	
Career	2, WRIGHT STATE (11/4/24)	
<b>Free Throws Attempted</b>		
Season	2, WRIGHT STATE (11/4/24)	
Career	2, WRIGHT STATE (11/4/24)	
<b>Assists</b>		
Season	3, BROWN (12/31/24)	
Career	3, BROWN (12/31/24)	
<b>Steals</b>		
Season	2, BUCKNELL (11/9/24)	
Career	2, BUCKNELL (11/9/24)	
<b>Blocked Shots</b>		
Season	1, JACKSON STATE (11/22/24)	
Career	1, JACKSON STATE (11/22/24)	
<b>Minutes Played</b>		
Season	17, ARKANSAS (2/1/25)	
Career	17, ARKANSAS (2/1/25)	
<b>MISCELLANEOUS</b>		
	<b>2024-25</b>	<b>CAREER</b>
Dunks	0	0
Double-Figure Scoring Games	0	0
Double-Figure Rebounding Games	0	0
Games With Double-Double	0	0
Games Led UK in Scoring	0	0
Games Led UK in Rebounding	0	0
Games Led UK in Assists	0	0
Games Led UK in Steals	4	4
Games Led UK in Blocks	0	0
Games With 3+ Assists	1	1
Games With 3+ Blocks	0	0
Games With 3+ Steals	0	0
Games With 3+ Three-Pointers	0	0

- Logged season-high 17 minutes vs. Arkansas, scoring two points
- Played 15 minutes at Tennessee. He chipped in with two boards, an assist and a steal
- Dished out a season-best three assists in 16 minutes vs. Brown
- Snared a pair of boards in the win over Colgate
- Hit a pair of 3s for career-high six points against Jackson State
- Had five points, including a traditional 3-point play in the win over Lipscomb
- Tallied his first field goals, a 3-pointer and layup, in the win over Bucknell. He also added a pair of steals
- Made collegiate debut in season-opener vs. Wright State playing 15 minutes and recording two points and two assists
- Ranked as the No. 33 overall player in the class of 2023 by 247Sports, the No. 6 combo guard and the No. 1 player in the state of Utah
- Was named the 2022 Utah Gatorade Player of the Year
- Went on a two-year mission trip after high school
- Was initially committed to BYU before flipping his commitment to Kentucky when Mark Pope was hired at UK

## Game-By-Game Statistics


Opponent	Date	GS	Min	FG-A	Pct.	3FG-A	Pct.	FT-A	Pct.	Off-Def-Tot	PF	Ast	TO	Blk	Stl	Pts
WRIGHT STATE	11/4		15	0-1	.000	0-1	.000	2-2	1.000	0-0-0	1	2	0	0	1	2
BUCKNELL	11/9		11	2-3	.667	1-2	.500	0-0	.000	0-2-2	0	0	2	0	2	5
vs. Duke	11/12		2	0-0	.000	0-0	.000	0-0	.000	0-0-0	0	0	0	0	0	0
LIPSCOMB	11/19		16	2-6	.333	0-3	.000	1-1	1.000	0-0-0	0	1	1	0	1	5
JACKSON STATE	11/22		13	2-3	.667	2-3	.667	0-0	.000	0-2-2	1	0	1	1	1	6
WKU	11/26		4	0-1	.000	0-1	.000	0-0	.000	0-0-0	1	0	0	0	1	0
GEORGIA STATE	11/29		5	1-1	1.000	0-0	.000	0-0	.000	0-1-1	2	0	0	0	0	2
at Clemson	12/3		DNP													
vs. Gonzaga	12/7		5	0-1	.000	0-1	.000	0-0	.000	0-0-0	0	0	1	0	0	0
COLGATE	12/11		3	0-1	.000	0-1	.000	0-0	.000	1-1-2	1	0	1	0	0	0
LOUISVILLE	12/14		DNP													
vs. Ohio State	12/21		6	0-0	.000	0-0	.000	0-0	.000	0-0-0	2	1	0	0	1	0
BROWN	12/31		16	0-5	.000	0-3	.000	0-0	.000	1-0-1	2	3	0	0	1	0
FLORIDA*	1/4		DNP													
at Georgia*	1/7		2	0-0	.000	0-0	.000	0-0	.000	0-0-0	0	0	1	0	0	0
at Mississippi St.*	1/11		DNP													
TEXAS A&M*	1/14		DNP													
ALABAMA*	1/18		DNP													
at Vanderbilt*	1/25		3	0-1	.000	0-1	.000	0-0	.000	0-0-0	0	0	1	0	0	0
at Tennessee*	1/28		15	0-1	.000	0-1	.000	0-0	.000	1-1-2	2	1	1	0	1	0
ARKANSAS*	2/1		17	1-3	.333	0-1	.000	0-1	.000	0-0-0	1	0	1	0	0	2
at Ole Miss*	2/3		3	0-1	.000	0-0	.000	0-0	.000	0-0-0	0	0	0	0	0	0
SOUTH CAROLINA*	2/8		2	0-1	.000	0-1	.000	0-0	.000	0-0-0	0	1	0	0	0	0
TENNESSEE*	2/11		3	0-0	.000	0-0	.000	0-0	.000	0-0-0	0	1	0	0	0	0
at Texas*	2/15		4	0-1	.000	0-1	.000	0-0	.000	0-0-0	1	0	1	0	1	0

## Career Statistics

Year	GP-GS	Min-Avg	FG-FGA	Pct	3FG-FGA	Pct	FT-FTA	Pct	Off-Def-Tot-Avg	PF-FO	Ast	TO	Blk	Stl	Pts	Avg
2024-25	19-0	146-7.7	8-30	.267	3-20	.150	3-4	.750	3-7-10-0.5	14-0	10	11	1	10	22	1.2
<b>TOTAL</b>	<b>19-0</b>	<b>146-7.7</b>	<b>8-30</b>	<b>.267</b>	<b>3-20</b>	<b>.150</b>	<b>3-4</b>	<b>.750</b>	<b>3-7-10-0.5</b>	<b>14-0</b>	<b>10</b>	<b>11</b>	<b>1</b>	<b>10</b>	<b>22</b>	<b>1.2</b>

# 7 ANDREW CARR

Gr. | Forward | 6-11 | 227 | West Chester, Pa. | Wake Forest



2024-25 SEASON/CAREER HIGHS*		
<b>Points</b>		
Season	19, vs. Gonzaga (12/7/24)	
Career	31, GEORGIA (3/24/24)	
<b>Rebounds</b>		
Season	10, 2x last COLGATE (12/11/24)	
Career	14, UTAH VALLEY (11/15/22)	
<b>Field Goals</b>		
Season	8, vs. Gonzaga (12/7/24)	
Career	11, GEORGIA (3/24/24)	
<b>Field Goals Attempted</b>		
Season	12, vs. Gonzaga (12/7/24)	
Career	19, GEORGIA (3/24/24)	
<b>3-Point Field Goals</b>		
Season	2, 2x last FLORIDA (1/4/25)	
Career	3, 6x last LOUISVILLE (1/20/24)	
<b>3-Point Field Goals Attempted</b>		
Season	5, FLORIDA (1/4/25)	
Career	7, 3x last LOUISVILLE (1/20/24)	
<b>Free Throws</b>		
Season	7, vs. Ohio State (12/21/24)	
Career	10, ELON (11/6/23)	
<b>Free Throws Attempted</b>		
Season	9, vs. Ohio State (12/21/24)	
Career	11, ELON (11/6/23)	
<b>Assists</b>		
Season	5, 2x last FLORIDA (1/4/25)	
Career	6, at James Madison (1/29/22)	
<b>Steals</b>		
Season	3, BROWN (12/31/24)	
Career	4, 3x last JAMES MADISON (2/14/22)	
<b>Blocked Shots</b>		
Season	2, 2x last LOUISVILLE (12/14/24)	
Career	4, 2x last ELON (11/6/23)	
<b>Minutes Played</b>		
Season	33, 2x last vs. Ohio State (12/21/24)	
Career	43, vs. LSU (11/19/23)	
<b>MISCELLANEOUS</b>		
	<b>2024-25</b>	<b>CAREER*</b>
Dunks	10	98
Double-Figure		
Scoring Games	14	82
Double-Figure		
Rebounding Games	2	17
Games With		
Double-Double	2	13
Games Led UK		
in Scoring	4	16
Games Led UK		
in Rebounding	5	42
Games Led UK		
in Assists	0	8
Games Led UK		
in Steals	1	20
Games Led UK		
in Blocks	4	63
Games With		
3+ Assists	10	28
Games With		
3+ Blocks	0	19
Games With		
3+ Steals	1	8
Games With		
3+ Three-Pointers	0	6
*includes Wake Forest/Delaware statistics		

- Scored 10 points, while adding four boards and three assists at Ole Miss
- Missed the game at Vanderbilt due to injury and was limited to 90 seconds at Tennessee
- Tallied 13 points and six boards on the road vs. Mississippi State
- Enjoyed an all-around game with 14 points, five boards, three steals and a pair of assists vs. Brown
- Scored 10 points, secured nine rebounds and dished out four assists vs. Louisville, while also blocking two shots
- Registered second double-double of the season with 11 points and 10 rebounds against Colgate
- Logged a team-high and season-best 19 points on 8-of-12 shooting in win vs. No. 7 Gonzaga and added seven boards and three assists . He played the final 9:55 of game time with four fouls
- Had 10 points and team-high eight boards vs. Georgia State, while also adding three assists, two steals and a blocked shot
- Recorded his first double-double of the season with 18 points and 10 rebounds, both team highs, in win over WKU
- Was instrumental in upset win over No. 6 Duke at the Champions Classic, leading the team with 17 points while also grabbing six rebounds and posting three assists. He was tabbed the SEC Player of the Week for his efforts
- Started all 68 games during his time with the Demon Deacons, averaging 12.1 points per game across two seasons
- CAA All-Tournament Team in 2022 with Delaware, helping the Blue Hens secure a bid to the NCAA Tournament
- Father, Phillip, played basketball at Delaware

## Game-By-Game Statistics

Opponent	Date	GS	Min	FG-A	Pct.	3FG-A	Pct.	FT-A	Pct.	Off-Def-Tot	PF	Ast	TO	Blk	Stl	Pts
WRIGHT STATE	11/4	*	21	3-5	.600	1-2	.500	4-4	1.000	0-2-2	1	3	0	0	0	11
BUCKNELL	11/9	*	20	5-6	.833	0-0	.000	1-1	1.000	3-0-3	2	0	3	1	0	11
vs. Duke	11/12	*	30	5-8	.625	2-3	.666	5-6	.833	2-4-6	2	3	2	1	0	17
LIPSCOMB	11/19	*	25	1-5	.200	0-1	.000	0-0	.000	1-4-5	0	1	0	0	0	2
JACKSON STATE	11/22	*	24	3-4	.750	0-1	.000	0-0	.000	1-5-6	2	5	0	0	2	6
WKU	11/26	*	30	6-8	.750	0-1	.000	6-8	.750	3-7-10	1	3	0	1	0	18
GEORGIA STATE	11/29	*	32	4-7	.571	1-2	.500	1-1	1.000	3-5-8	1	3	1	1	2	10
at Clemson	12/3	*	24	1-7	.143	1-3	.333	2-4	.500	3-2-5	3	2	2	2	0	5
vs. Gonzaga	12/7	*	33	8-12	.667	0-1	.000	3-5	.600	2-5-7	4	3	1	1	0	19
COLGATE	12/11	*	28	4-8	.500	0-0	.000	3-3	1.000	4-6-10	0	3	0	1	2	11
LOUISVILLE	12/14	*	30	4-7	.571	0-0	.000	2-2	1.000	2-7-9	2	4	0	2	1	10
vs. Ohio State	12/21	*	33	3-9	.333	0-4	.000	7-9	.778	2-2-4	2	2	1	1	0	13
BROWN	12/31	*	21	4-6	.667	1-2	.500	5-6	.833	1-4-5	1	2	1	0	3	14
FLORIDA*	1/4	*	29	4-8	.500	2-5	.400	4-7	.571	2-2-4	3	5	0	0	0	14
at Georgia*	1/7	*	24	2-7	.286	0-2	.000	2-2	1.000	2-3-5	4	0	1	0	0	6
at Mississippi St.*	1/11	*	21	5-8	.625	1-2	.500	2-2	1.000	2-4-6	2	1	1	0	0	13
TEXAS A&M*	1/14	*	25	6-9	.667	0-2	.000	1-1	1.000	3-1-4	3	1	1	0	0	13
ALABAMA*	1/18	*	18	1-4	.250	0-1	.000	2-2	1.000	0-1-1	4	1	0	0	1	4
at Vanderbilt*	1/25				DNP											
at Tennessee*	1/28		1	0-0	.000	0-0	.000	0-0	.000	0-0-0	0	0	1	0	0	0
ARKANSAS*	2/1		15	1-4	.250	1-2	.500	0-0	.000	0-4-4	3	1	1	1	0	3
at Ole Miss*	2/4		23	3-3	1.000	0-0	.000	4-6	.667	1-3-4	2	3	0	0	0	10
SOUTH CAROLINA*	2/8		14	3-5	.600	1-1	1.000	2-2	1.000	1-2-3	4	0	0	1	0	9
TENNESSEE*	2/11		19	0-3	.000	0-2	.000	2-2	1.000	0-2-2	0	0	2	0	0	2
at Texas*	2/15		16	2-5	.400	0-2	.000	2-2	1.000	0-1-1	5	0	2	0	1	6

## Career Statistics

Year	GP-GS	Min-Avg	FG-FGA	Pct	3FG-FGA	Pct	FT-FTA	Pct	Off-Def-Tot-Avg	PF-FO	Ast	TO	Blk	Stl	Pts	Avg
2020-21	15-10	379-25.3	44-98	.449	8-28	.286	27-33	.818	18-36-54-3.6	39-1	27	23	13	6	123	8.2
2021-22	34-34	966-28.4	127-225	.564	17-42	.405	69-105	.657	59-115-174-5.1	94-5	43	56	37	29	340	10.0
2022-23	33-33	1039-31.5	134-274	.489	33-106	.311	51-66	.773	57-140-197-6.0	82-3	38	48	31	32	352	10.7
2023-24	35-35	1140-32.6	164-312	.526	36-97	.371	107-137	.781	64-175-239-6.8	91-3	51	43	52	16	471	13.5
2024-25	24-18	557-23.2	78-148	.527	11-39	.282	60-75	.800	38-76-114-4.8	51-1	46	20	13	12	227	9.5
<b>TOTAL</b>	<b>141-130</b>	<b>4072-28.9</b>	<b>547-1057</b>	<b>.518</b>	<b>105-312</b>	<b>.337</b>	<b>314-416</b>	<b>.755</b>	<b>236-542-778-5.5</b>	<b>357-13</b>	<b>205</b>	<b>190</b>	<b>146</b>	<b>95</b>	<b>1513</b>	<b>10.7</b>

# 9 TRENT NOAH

Fr. | Forward | 6-5 | 209 | Harlan, Ky. | Harlan County HS



## 2024-25 SEASON/CAREER HIGHS

<b>Points</b>		
Season	11, TENNESSEE (2/11/25)	
Career	11, TENNESSEE (2/11/25)	
<b>Rebounds</b>		
Season	6, at Texas (2/15/25)	
Career	6, at Texas (2/15/25)	
<b>Field Goals</b>		
Season	3, TENNESSEE (2/11/25)	
Career	3, TENNESSEE (2/11/25)	
<b>Field Goals Attempted</b>		
Season	5, SOUTH CAROLINA (2/8/25)	
Career	5, SOUTH CAROLINA (2/8/25)	
<b>3-Point Field Goals</b>		
Season	3, TENNESSEE (2/11/25)	
Career	3, TENNESSEE (2/11/25)	
<b>3-Point Field Goals Attempted</b>		
Season	4, TENNESSEE (2/11/25)	
Career	4, TENNESSEE (2/11/25)	
<b>Free Throws</b>		
Season	2, 2x last at Texas (2/15/25)	
Career	2, 2x last at Texas (2/15/25)	
<b>Free Throws Attempted</b>		
Season	2, 2x last at Texas (2/15/25)	
Career	2, 2x last at Texas (2/15/25)	
<b>Assists</b>		
Season	1, 4x last at Texas (2/15/25)	
Career	1, 4x last at Texas (2/15/25)	
<b>Steals</b>		
Season	1, 2x last at Vanderbilt (1/25/25)	
Career	1, 2x last at Vanderbilt (1/25/25)	
<b>Blocked Shots</b>		
Season	1, JACKSON STATE (11/22/24)	
Career	1, JACKSON STATE (11/22/24)	
<b>Minutes Played</b>		
Season	21, at Texas (2/15/25)	
Career	21, at Texas (2/15/25)	
<b>MISCELLANEOUS</b>		
	<b>2024-25</b>	<b>CAREER</b>
Dunks	0	0
Double-Figure Scoring Games	1	1
Double-Figure Rebounding Games	0	0
Games With Double-Double	0	0
Games Led UK in Scoring	0	0
Games Led UK in Rebounding	0	0
Games Led UK in Assists	0	0
Games Led UK in Steals	1	1
Games Led UK in Blocks	0	0
Games With 3+ Assists	0	0
Games With 3+ Blocks	0	0
Games With 3+ Steals	0	0
Games With 3+ Three-Pointers	1	1

- Had seven points and a career-high six rebounds at Texas in season-high 21 minutes of action
- Sunk three 3s en route to a career-best 11 points, while adding a pair of rebounds in a season-high 19 minutes at home vs. Tennessee
- Totaled five points and a career-high five rebounds vs. South Carolina
- Scored five points and snared a rebound in the upset win at Tennessee
- Played 12 minutes at Vanderbilt and collected four rebounds, including three on the offensive glass
- Drained a pair of 3s in the win over Brown
- Provided a spark in the second half with a 3-pointer and a rebound in the win over Colgate. He finished the game with a plus-10 plus/minus impact
- Hit first basket of college career on a made 3-pointer against Jackson State
- Made collegiate debut in opening night win vs. Wright State
- Errupted for 12 points -- all off of 3-pointers -- in the second half of UK's exhibition win over Kentucky Wesleyan
- Played high school basketball at Harlan County, where he became the fifth all-time leading scorer in Kentucky high school basketball state history with 3,707 points
- Led Harlan County to state-runner up finish as a senior, scoring 32.3 points per game during the state tournament and hitting a Sweet 16 record 19 3-pointers
- Grandfather, Charles Bryant, played football at Kentucky from 1961-63

## Game-By-Game Statistics

Opponent	Date	GS	Min	FG-A	Pct.	3FG-A	Pct.	FT-A	Pct.	Off-Def-Tot	PF	Ast	TO	Blk	Stl	Pts
WRIGHT STATE	11/4	4		0-1	.000	0-1	.000	0-0	.000	0-1-1	1	0	0	0	0	0
BUCKNELL	11/9	4		0-1	.000	0-1	.000	0-0	.000	0-1-1	1	0	1	0	1	0
vs. Duke	11/12		DNP													
LIPSCOMB	11/19	7		0-1	.000	0-1	.000	0-0	.000	0-0-0	0	0	1	0	0	0
JACKSON STATE	11/22	3		1-1	1.000	1-1	1.000	0-0	.000	0-0-0	0	0	0	1	0	3
WKU	11/26		DNP													
GEORGIA STATE	11/29	2		0-0	.000	0-0	.000	0-0	.000	0-0-0	0	0	0	0	0	0
at Clemson	12/3		DNP													
vs. Gonzaga	12/7		DNP													
COLGATE	12/11	11		1-2	.500	1-2	.500	0-0	.000	0-1-1	0	1	0	0	0	3
LOUISVILLE	12/14		DNP													
vs. Ohio State	12/21		DNP													
BROWN	12/31	4		2-2	1.000	2-2	1.000	0-0	.000	0-0-0	1	0	0	0	0	6
FLORIDA*	1/4		DNP													
at Georgia*	1/7		DNP													
at Mississippi St.*	1/11		DNP													
TEXAS A&M*	1/14		DNP													
ALABAMA*	1/18		DNP													
at Vanderbilt*	1/25	12		1-2	.500	0-1	.000	0-0	.000	3-1-4	2	0	0	0	1	2
at Tennessee*	1/28	9		2-2	1.000	1-1	1.000	0-0	.000	0-1-1	2	0	0	0	0	5
ARKANSAS*	2/1		DNP													
at Ole Miss*	2/4	13		0-0	.000	0-0	.000	0-0	.000	0-0-0	0	0	0	0	0	0
SOUTH CAROLINA*	2/8	13		2-5	.400	1-3	.333	0-0	.000	2-3-5	2	1	1	0	0	5
TENNESSEE*	2/11	19		3-4	.750	3-4	.750	2-2	1.000	0-2-2	1	1	0	0	0	11
at Texas*	2/15	21		2-4	.500	1-2	.500	2-2	1.000	4-2-6	4	1	1	0	0	7

## Career Statistics

Year	GP-GS	Min-Avg	FG-FGA	Pct	3FG-FGA	Pct	FT-FTA	Pct	Off-Def-Tot-Avg	PF-FO	Ast	TO	Blk	Stl	Pts	Avg
2024-25	13-0	121-9.3	14-25	.560	10-19	.526	4-4	1.000	9-12-21-1.6	14-0	4	4	1	2	42	3.2
<b>TOTAL</b>	<b>13-0</b>	<b>121-9.3</b>	<b>14-25</b>	<b>.560</b>	<b>10-19</b>	<b>.526</b>	<b>4-4</b>	<b>1.000</b>	<b>9-12-21-1.6</b>	<b>14-0</b>	<b>4</b>	<b>4</b>	<b>1</b>	<b>2</b>	<b>42</b>	<b>3.2</b>

# 10 BRANDON GARRISON

So. | Center | 6-10 | 245 | Oklahoma City | Oklahoma State



2024-25 SEASON/CAREER HIGHS*		
<b>Points</b>		
Season	15, SOUTH CAROLINA (2/8/25)	
Career	21, BYU (2/17/24)	
<b>Rebounds</b>		
Season	9, vs. Gonzaga (12/7/24)	
Career	10, 2x last S. CAROLINA ST. (12/31/23)	
<b>Field Goals</b>		
Season	7, SOUTH CAROLINA (2/8/25)	
Career	7, 3x last SOUTH CAROLINA (2/8/25)	
<b>Field Goals Attempted</b>		
Season	8, 2x last SOUTH CAROLINA (2/8/25)	
Career	9, KANSAS STATE (2/3/24)	
<b>3-Point Field Goals</b>		
Season	1, 7x last TENNESSEE (2/11/25)	
Career	1, 7x last TENNESSEE (2/11/25)	
<b>3-Point Field Goals Attempted</b>		
Season	3, 2x last TENNESSEE (2/11/25)	
Career	3, 2x last TENNESSEE (2/11/25)	
<b>Free Throws</b>		
Season	3, LOUISVILLE (12/14/24)	
Career	8, WEST VIRGINIA (1/27/24)	
<b>Free Throws Attempted</b>		
Season	4, 2x last TEXAS A&M (1/14/25)	
Career	12, BYU (2/17/24)	
<b>Assists</b>		
Season	6, JACKSON STATE (11/22/24)	
Career	6, 2x last JACKSON ST. (11/22/24)	
<b>Steals</b>		
Season	3, JACKSON STATE (11/22/24)	
Career	4, WEST VIRGINIA (1/27/24)	
<b>Blocked Shots</b>		
Season	3, JACKSON STATE (11/22/24)	
Career	6, HOUSTON CHRISTIAN (11/24/23)	
<b>Minutes Played</b>		
Season	27, at Georgia (1/7/25)	
Career	38, BAYLOR (1/6/24)	
<b>MISCELLANEOUS</b>		
	<b>2024-25</b>	<b>CAREER*</b>
Dunks	19	41
Double-Figure		
Scoring Games	4	14
Double-Figure		
Rebounding Games	0	2
Games With		
Double-Double	0	1
Games Led UK		
in Scoring	0	2
Games Led UK		
in Rebounding	3	15
Games Led UK		
in Assists	2	5
Games Led UK		
in Steals	4	13
Games Led UK		
in Blocks	5	24
Games With		
3+ Assists	8	13
Games With		
3+ Blocks	1	9
Games With		
3+ Steals	1	2
Games With		
3+ Three-Pointers	0	0
*includes Oklahoma State statistics		

- Tallied a season-high 15 points on 7-of-8 shooting vs. South Carolina
- Scored 11 points on 5-of-7 shooting at home vs. Alabama, also adding five assists, his third game with at least five helpers this season
- Tallied a season-high 13 points, while chipping in five rebounds, two steals and two blocks at Georgia
- Had five points and team highs in rebounds (5) and assists (4) vs. Brown
- Set new season highs in both points (10) and rebounds (9) in win vs. Gonzaga. Also hit first career 3-pointer in the contest
- Played 23 minutes vs. Jackson State finishing with eight boards, six points, six assists, three blocks and three steals. His six assists tied a career-high
- Tallied eight points, all in the second half, in comeback win over No. 6 Duke in the Champions Classic
- Scored six points and dished out a team-high-tying five assists vs. Wright State, while also snatching four boards and two steals
- Spent his freshman season at Oklahoma State, starting the final 29 games of the season and averaging 7.5 points to go with 5.3 rebounds
- Increased his production during conference play, averaging 9.9 points in Big 12 action, including three 20-point outings
- 2023 McDonald's High School All-American
- Ranked as high as No. 30 by Rivals as a high school prospect and was also inside the top 50 in rankings by 247Sports, ESPN and On3
- 2023 Gatorade and MaxPreps Player of the Year in the state of Oklahoma

## Game-By-Game Statistics

Opponent	Date	GS	Min	FG-A	Pct.	3FG-A	Pct.	FT-A	Pct.	Off-Def-Tot	PF	Ast	TO	Blk	Stl	Pts
WRIGHT STATE	11/4		19	2-6	.333	0-0	.000	2-2	1.000	2-2-4	4	5	0	0	2	6
BUCKNELL	11/9		19	2-6	.333	0-1	.000	2-2	1.000	3-2-5	1	3	0	1	0	6
vs. Duke	11/12		18	4-5	.800	0-0	.000	0-0	.000	1-3-4	3	2	1	1	1	8
LIPSCOMB	11/19		20	4-7	.571	0-1	.000	0-0	.000	2-3-5	3	1	1	2	0	8
JACKSON STATE	11/22		23	3-7	.429	0-2	.000	0-0	.000	1-7-8	1	6	2	3	3	6
WKU	11/26		12	2-4	.500	0-1	.000	0-2	.000	0-5-5	2	1	1	0	1	4
GEORGIA STATE	11/29		DNP													
at Clemson	12/3		12	1-2	.500	0-0	.000	0-0	.000	1-1-2	2	0	2	0	0	2
vs. Gonzaga	12/7		17	4-7	.571	1-2	.500	1-1	1.000	3-6-9	2	1	3	1	0	10
COLGATE	12/11		18	2-6	.333	0-0	.000	0-2	.000	1-4-5	2	2	0	0	2	4
LOUISVILLE	12/14		24	1-2	.500	0-0	.000	3-4	.750	1-3-4	3	4	3	0	0	5
vs. Ohio State	12/21		17	1-2	.500	0-0	.000	0-0	.000	3-2-5	0	1	1	0	1	2
BROWN	12/31		21	2-4	.500	1-2	.500	0-0	.000	1-4-5	2	4	0	0	0	5
FLORIDA*	1/4		16	1-2	.500	0-0	.000	0-1	.000	0-3-3	5	3	1	0	0	2
at Georgia*	1/7		27	5-8	.625	1-1	1.000	2-2	1.000	2-3-5	2	2	4	2	2	13
at Mississippi St.*	1/11		10	1-2	.500	1-1	1.000	0-2	.000	2-1-3	2	1	0	0	0	3
TEXAS A&M*	1/14		17	1-2	.500	0-1	.000	2-4	.500	0-1-1	4	1	1	1	1	4
ALABAMA*	1/18		19	5-7	.714	1-3	.333	0-0	.000	0-1-1	0	5	0	0	0	11
at Vanderbilt*	1/25		18	4-7	.571	0-1	.000	0-0	.000	1-4-5	1	0	4	1	0	8
at Tennessee*	1/28		16	1-2	.500	0-1	.000	0-0	.000	1-1-2	1	1	0	0	0	2
ARKANSAS*	2/1		14	1-4	.250	0-1	.000	0-0	.000	2-1-3	1	2	1	0	1	2
at Ole Miss*	2/4		14	2-5	.400	0-0	.000	1-2	.500	1-4-5	1	3	0	0	0	5
SOUTH CAROLINA*	2/8		21	7-8	.875	1-2	.500	0-0	.000	0-1-1	2	1	0	2	0	15
TENNESSEE*	2/11		18	2-5	.400	1-3	.333	0-0	.000	0-5-5	2	1	2	1	0	5
at Texas*	2/15		14	3-5	.600	0-0	.000	0-0	.000	1-3-4	1	2	2	0	0	6

## Career Statistics

Year	GP-GS	Min-Avg	FG-FGA	Pct	3FG-FGA	Pct	FT-FTA	Pct	Off-Def-Tot-Avg	PF-FO	Ast	TO	Blk	Stl	Pts	Avg
2023-24	32-29	727-22.7	91-159	.572	0-0	.000	59-91	.648	43-125-168-5.3	89-3	47	53	47	26	241	7.5
2024-25	24-0	423-17.6	61-115	.530	7-23	.304	13-24	.542	31-73-104-4.3	47-1	52	29	15	14	142	5.9
TOTAL	56-29	1150-20.5	152-274	.555	7-23	.304	72-115	.626	74-199-273-4.9	136-4	99	82	62	40	383	6.8

# 11

# TRAVIS PERRY

Fr. | Guard | 6-1 | 178 | Eddyville, Ky. | Lyon County HS



### 2024-25 SEASON/CAREER HIGHS

<b>Points</b>		
Season	8, TENNESSEE (2/11/25)	
Career	8, TENNESSEE (2/11/25)	
<b>Rebounds</b>		
Season	2, 4x last at Texas (2/15/25)	
Career	2, 4x last at Texas (2/15/25)	
<b>Field Goals</b>		
Season	3, TENNESSEE (2/11/25)	
Career	3, TENNESSEE (2/11/25)	
<b>Field Goals Attempted</b>		
Season	8, at Texas (2/15/25)	
Career	8, at Texas (2/15/25)	
<b>3-Point Field Goals</b>		
Season	2, 3x at Texas (2/15/25)	
Career	2, 3x at Texas (2/15/25)	
<b>3-Point Field Goals Attempted</b>		
Season	5, at Texas (2/15/25)	
Career	5, at Texas (2/15/25)	
<b>Free Throws</b>		
Season	2, 2x last at Ole Miss (2/4/25)	
Career	2, 2x last at Ole Miss (2/4/25)	
<b>Free Throws Attempted</b>		
Season	3, at Ole Miss (2/4/25)	
Career	3, at Ole Miss (2/4/25)	
<b>Assists</b>		
Season	3, at Texas (2/15/25)	
Career	3, at Texas (2/15/25)	
<b>Steals</b>		
Season	1, 4x at Texas (2/15/25)	
Career	1, 4x at at Texas (2/15/25)	
<b>Blocked Shots</b>		
Season	1, at Ole Miss (2/4/25)	
Career	1, at Ole Miss (2/4/25)	
<b>Minutes Played</b>		
Season	28, at Texas (2/15/25)	
Career	28, at Texas (2/15/25)	
<b>MISCELLANEOUS</b>		
	<b>2024-25</b>	<b>CAREER</b>
Dunks	0	0
Double-Figure Scoring Games	0	0
Double-Figure Rebounding Games	0	0
Games With Double-Double	0	0
Games Led UK in Scoring	0	0
Games Led UK in Rebounding	0	0
Games Led UK in Assists	1	1
Games Led UK in Steals	0	0
Games Led UK in Blocks	1	1
Games With 3+ Assists	1	1
Games With 3+ Blocks	0	0
Games With 3+ Steals	0	0
Games With 3+ Three-Pointers	0	0

- Made first-career start at Texas, finishing with six points and a season-best three assists
- Posted a season-high eight points in the home upset of Tennessee
- Scored five points and had two rebounds, two assists and a block at Ole Miss
- Buried a triple in eight minutes of action vs. Arkansas
- Had career-best two assists vs. Alabama
- Drained a pair of 3s in the second half in the win over No. 11 Texas A&M
- Hit a 3-pointer and was plus-8 in seven minutes in home win vs. No. 6 Florida
- Was plus-10 in seven minutes of action vs. Louisville
- Set new career high with five points against Jackson State, including his first made 3-pointer
- Scored his first points in the win over Lipscomb
- Made first college appearance vs. Wright State, playing the final 3:30 of the contest and grabbing two rebounds
- All-time leading scorer in Kentucky high school basketball history with 5,481 points while playing for Lyon County
- Won state championship with Lyon Country his senior year and was named Sweet 16 MVP
- 2024 Mr. Kentucky Basketball and two-time Gatorade State Player of the Year
- Four-star prospect ranked as high as No. 75 by Rivals and No. 77 by ESPN and 247Sports

### Game-By-Game Statistics

Opponent	Date	GS	Min	FG-A	Pct.	3FG-A	Pct.	FT-A	Pct.	Off-Def-Tot	PF	Ast	TO	Blk	Stl	Pts
WRIGHT STATE	11/4	4	0-2	.000	0-1	.000	0-0	.000	1-1-2	0	0	0	0	0	0	0
BUCKNELL	11/9	3	0-0	.000	0-0	.000	0-0	.000	0-0-0	0	1	0	0	1	0	0
vs. Duke	11/12	DNP														
LIPSCOMB	11/19	7	1-3	.333	0-1	.000	0-0	.000	0-0-0	2	0	1	0	0	0	2
JACKSON STATE	11/22	6	1-2	.500	1-1	1.000	2-2	1.000	0-1-1	0	0	0	0	0	0	5
WKU	11/26	DNP														
GEORGIA STATE	11/29	2	0-0	.000	0-0	.000	0-0	.000	0-0-0	0	0	0	0	0	0	0
at Clemson	12/3	DNP														
vs. Gonzaga	12/7	3	0-1	.000	0-1	.000	0-0	.000	0-0-0	0	0	0	0	0	0	0
COLGATE	12/11	9	0-4	.000	0-3	.000	0-0	.000	1-0-1	1	0	0	0	0	0	0
LOUISVILLE	12/14	7	0-0	.000	0-0	.000	0-0	.000	1-0-1	0	0	1	0	0	0	0
vs. Ohio State	12/21	3	0-0	.000	0-0	.000	0-0	.000	0-0-0	0	0	0	0	0	0	0
BROWN	12/31	14	1-2	.500	1-1	1.000	1-2	.500	1-1-2	2	0	0	0	0	1	4
FLORIDA*	1/4	7	1-2	.500	1-2	.500	0-0	.000	0-0-0	1	1	0	0	0	0	3
at Georgia*	1/7	6	1-1	1.000	0-0	.000	0-0	.000	0-1-1	1	0	0	0	0	0	2
at Mississippi St.*	1/11	6	1-1	1.000	1-1	1.000	0-0	.000	1-0-1	3	0	0	0	0	0	3
TEXAS A&M*	1/14	10	2-4	.500	2-4	.500	0-0	.000	0-0-0	2	0	2	0	1	6	6
ALABAMA*	1/18	7	0-2	.000	0-2	.000	0-0	.000	0-1-1	0	2	1	0	0	0	0
at Vanderbilt*	1/25	7	0-1	.000	0-1	.000	0-0	.000	0-4-4	0	1	0	0	0	0	0
in Tennessee*	1/28	5	0-1	.000	0-1	.000	0-0	.000	0-0-0	2	0	0	0	0	0	0
ARKANSAS*	2/1	8	1-2	.500	1-1	1.000	0-0	.000	0-1-1	0	0	2	0	0	0	3
at Ole Miss*	2/4	14	1-2	.500	1-1	1.000	2-3	.667	0-2-2	2	2	1	1	0	5	5
SOUTH CAROLINA*	2/8	2	0-1	.000	0-1	.000	0-0	.000	0-1-1	0	0	0	0	0	0	0
TENNESSEE*	2/11	12	3-4	.750	2-3	.667	0-0	.000	0-0-0	1	0	1	0	0	0	8
at Texas*	2/15	*	28	2-8	.250	2-5	.400	0-0	.000	1-1-2	3	3	3	0	1	6


### Career Statistics

Year	GP-GS	Min-Avg	FG-FGA	Pct	3FG-FGA	Pct	FT-FTA	Pct	Off-Def-Tot-Avg	PF-FO	Ast	TO	Blk	Stl	Pts	Avg
2024-25	22-1	169-7.7	15-43	.349	12-30	.400	5-7	.714	6-10-16-0.7	20-0	10	12	1	4	47	2.1
<b>TOTAL</b>	<b>22-1</b>	<b>169-7.7</b>	<b>15-43</b>	<b>.349</b>	<b>12-30</b>	<b>.400</b>	<b>5-7</b>	<b>.714</b>	<b>6-10-16-0.7</b>	<b>20-0</b>	<b>10</b>	<b>12</b>	<b>1</b>	<b>4</b>	<b>47</b>	<b>2.1</b>

# 13

# GRANT DARBYSHIRE

Jr. | Guard | 6-2 | 188 | Cincinnati | Sycamore HS



### 2024-25 SEASON/CAREER HIGHS

<b>Points</b>		
Season	-	-
Career	-	-
<b>Rebounds</b>		
Season	-	-
Career	-	-
<b>Field Goals</b>		
Season	-	-
Career	-	-
<b>Field Goals Attempted</b>		
Season	-	-
Career	-	-
<b>3-Point Field Goals</b>		
Season	-	-
Career	-	-
<b>3-Point Field Goals Attempted</b>		
Season	-	-
Career	-	-
<b>Free Throws</b>		
Season	-	-
Career	-	-
<b>Free Throws Attempted</b>		
Season	-	-
Career	-	-
<b>Assists</b>		
Season	-	-
Career	-	-
<b>Steals</b>		
Season	-	-
Career	-	-
<b>Blocked Shots</b>		
Season	-	-
Career	-	-
<b>Minutes Played</b>		
Season	-	-
Career	1, 4x last at Vanderbilt (2/6/23)	-
<b>MISCELLANEOUS</b>		
<b>2024-25</b>	<b>CAREER</b>	
Dunks	0	0
Double-Figure		
Scoring Games	0	0
Double-Figure		
Rebounding Games	0	0
Games With		
Double-Double	0	0
Games Led UK		
in Scoring	0	0
Games Led UK		
in Rebounding	0	0
Games Led UK		
in Assists	0	0
Games Led UK		
in Steals	0	0
Games Led UK		
in Blocks	0	0
Games With		
3+ Assists	0	0
Games With		
3+ Blocks	0	0
Games With		
3+ Steals	0	0
Games With		
3+ Three-Pointers	0	0

- One of two returning members from the 2023-24 roster
- Appeared in four games as a sophomore last season seeing action against Marshall, Louisville, Illinois State and Vanderbilt
- Served as the captain for Sycamore High School his senior year and helped lead the team to the Greater Miami Conference Championship
- Was a summa cum laude graduate and National Merit Scholar Com-mended, a member of the National Honor Society and the Spanish National Honor Society

### Game-By-Game Statistics

Opponent	Date	GS	Min	FG-A	Pct.	3FG-A	Pct.	FT-A	Pct.	Off-Def-Tot	PF	Ast	TO	Blk	Stl	Pts
WRIGHT STATE	11/4		DNP													
BUCKNELL	11/9		DNP													
vs. Duke	11/12		DNP													
LIPSCOMB	11/19		DNP													
JACKSON STATE	11/22		DNP													
WKU	11/26		DNP													
GEORGIA STATE	11/29		DNP													
at Clemson	12/3		DNP													
vs. Gonzaga	12/9		DNP													
COLGATE	12/11		DNP													
LOUISVILLE	12/14		DNP													
vs. Ohio State	12/21		DNP													
BROWN	12/31		DNP													
FLORIDA*	1/4		DNP													
at Georgia*	1/7		DNP													
at Mississippi St*	1/11		DNP													
TEXAS A&M*	1/14		DNP													
ALABAMA*	1/18		DNP													
at Vanderbilt*	1/25		DNP													
at Tennessee*	1/28		DNP													
ARKANSAS*	2/1		DNP													
at Ole Miss*	2/4		DNP													
SOUTH CAROLINA*	2/8		DNP													
TENNESSEE*	2/11		DNP													
at Texas*	2/15		DNP													

### Career Statistics

Year	GP-GS	Min-Avg	FG-FGA	Pct	3FG-FGA	Pct	FT-FTA	Pct	Off-Def-Tot-Avg	PF-FO	Ast	TO	Blk	Stl	Pts	Avg
2023-24	4-0	3.0-7	0-0	.000	0-0	.000	0-0	.000	0-0-0-0.0	0-0	0	0	0	0	0	0.0
Career	4-0	3.0-7	0-0	.000	0-0	.000	0-0	.000	0-0-0-0.0	0-0	0	0	0	0	0	0.0

# 15 ANSLEY ALMONOR

Sr. | Forward | 6-7 | 232 | Spring Valley, N.Y. | Fairleigh Dickinson



2024-25 SEASON/CAREER HIGHS*		
<b>Points</b>		
Season	13, TENNESSEE (2/11/25)	
Career	30, at Le Moyne (2/24/24)	
<b>Rebounds</b>		
Season	4, 4x last at Vanderbilt (1/25/25)	
Career	10, at Buffalo (11/6/23)	
<b>Field Goals</b>		
Season	5, WRIGHT STATE (11/4/24)	
Career	11, vs. Jacksonville (11/25/23)	
<b>Field Goals Attempted</b>		
Season	8, BUCKNELL (11/9/24)	
Career	20, vs. Jacksonville (11/25/23)	
<b>3-Point Field Goals</b>		
Season	4, 2x last at Tennessee (1/28/25)	
Career	6, 5x last at C. Connecticut (1/25/24)	
<b>3-Point Field Goals Attempted</b>		
Season	7, at Tennessee (1/28/25)	
Career	12, 2x last at C. Connecticut (1/25/24)	
<b>Free Throws</b>		
Season	4, 2x last at Texas (2/15/25)	
Career	9, at Stonehill (1/19/24)	
<b>Free Throws Attempted</b>		
Season	4, 2x last at Texas (2/15/25)	
Career	9, at Stonehill (1/19/24)	
<b>Assists</b>		
Season	3, at Tennessee (1/28/25)	
Career	4, 5x last at Sacred Heart (2/22/24)	
<b>Steals</b>		
Season	2, 2x last at Clemson (12/3/24)	
Career	2, 8x las at Clemson (12/3/24)	
<b>Blocked Shots</b>		
Season	2, BUCKNELL (11/9/24)	
Career	3, 3x last at Long Island (2/15/24)	
<b>Minutes Played</b>		
Season	30, at Tennessee (1/28/25)	
Career	39, at Long Island (2/15/24)	
<b>MISCELLANEOUS</b>		
	<b>2024-25</b>	<b>CAREER*</b>
Dunks	0	6
Double-Figure		
Scoring Games	10	63
Double-Figure		
Rebounding Games	0	1
Games With		
Double-Double	0	0
Games Led UK		
in Scoring	1	27
Games Led UK		
in Rebounding	0	12
Games Led UK		
in Assists	0	8
Games Led UK		
in Steals	1	5
Games Led UK		
in Blocks	1	35
Games With		
3+ Assists	1	16
Games With		
3+ Blocks	0	3
Games With		
3+ Steals	0	0
Games With		
3+ Three-Pointers	4	38

\*includes Fairleigh Dickinson statistics

- Totaled 11 points on 3-of-5 shooting at Texas, his 10th game in double-figures this season
- Had a season-high 13 points in the home upset of No. 5 Tennessee
- Scored 12 points for third consecutive game vs. Arkansas, connecting on three triples
- Drained four 3s for the second straight game, contributing 12 points, three assists and two rebounds in the upset at Tennessee
- Buried a season-high four 3s en route to 12 points and four boards on the road at Vanderbilt in his first start of the season
- Scored 10 points, hitting a pair of 3-pointers at home vs. Alabama
- Connected on three 3s, all in the second half, to help UK past Mississippi State. Finished with 11 points in the contest
- Was team-best plus-20 in just 12 minutes in win over No. 6 Florida
- Played a season-high 24 minutes against Georgia State, scoring a season-high 12 points on 4-of-5 shooting and hitting two 3s. He also had two swipes, his first steals of the season
- Was one of six Wildcats in double-figures in season-opening win over Wright State, finishing with 11 points on 5-of-7 shooting
- Spent first three seasons of college career at Fairleigh Dickinson where he was a 1,000-point scorer
- First-Team All-NEC in 2023-24 averaging 16.4 points per game and draining 93 3-pointers, tying a single-season FDU record and leading the conference in made threes
- Was the NEC's Most Improved Player, a Third Team All-NEC selection and a member of the NEC All-Tournament Team in 2022-23
- Was part of FDU team that became just the second-ever No. 16 seed to knock off a No. 1 seed in the NCAA Tournament as the Knights beat Purdue in the first round of the 2023 NCAA Tournament
- Made 180 threes while at Fairleigh Dickinson, the fourth most in program history

## Game-By-Game Statistics

Opponent	Date	GS	Min	FG-A	Pct.	3FG-A	Pct.	FT-A	Pct.	Off-Def-Tot	PF	Ast	TO	Blk	Stl	Pts
WRIGHT STATE	11/4		13	5-7	.714	1-3	.333	0-0	.000	0-2-2	1	1	0	0	0	11
BUCKNELL	11/9		14	3-8	.375	2-6	.333	1-2	.500	4-0-4	0	0	0	2	0	9
vs. Duke	11/12		10	1-2	.500	1-2	.500	0-0	.000	0-0-0	1	1	0	0	0	3
LIPSCOMB	11/19		12	1-2	.500	1-2	.500	3-3	1.000	0-2-2	2	0	0	0	0	6
JACKSON STATE	11/22		15	3-6	.500	2-5	.400	2-2	1.000	0-3-3	2	0	1	0	0	10
WKU	11/26		7	0-1	.000	0-0	.000	0-0	.000	1-0-1	0	1	0	0	0	0
GEORGIA STATE	11/29		24	4-5	.800	2-3	.667	2-2	1.000	1-3-4	3	0	0	0	2	12
at Clemson	12/3		13	1-4	.250	0-2	.000	0-0	.000	0-0-0	1	0	1	0	2	2
vs. Gonzaga	12/7		10	1-4	.250	1-3	.333	2-2	1.000	0-0-0	1	0	0	0	0	5
COLGATE	12/11		11	1-2	.500	0-1	.000	0-0	.000	0-0-0	0	0	0	0	0	2
LOUISVILLE	12/14		8	0-1	.000	0-1	.000	0-0	.000	0-1-1	1	0	0	0	0	0
vs. Ohio State	12/21		6	0-0	.000	0-0	.000	1-2	.500	0-1-1	1	0	0	0	0	1
BROWN	12/31		17	2-5	.400	1-4	.250	1-2	.500	2-2-4	0	0	1	0	0	6
FLORIDA*	1/4		12	0-3	.000	0-3	.000	0-0	.000	1-2-3	0	1	0	0	1	0
at Georgia*	1/7		12	1-2	.500	1-2	.500	0-0	.000	0-0-0	4	0	0	0	0	3
at Mississippi St.*	1/11		19	4-7	.571	3-6	.500	0-0	.000	0-1-1	1	0	1	0	0	11
TEXAS A&M*	1/14		15	1-1	1.000	1-1	1.000	3-3	1.000	0-1-1	2	0	0	0	0	6
ALABAMA*	1/18		19	2-4	.500	2-4	.500	4-4	1.000	1-2-3	4	0	0	0	0	10
vs. Vanderbilt*	1/25		24	4-5	.800	4-5	.800	0-0	.000	0-4-4	1	0	1	0	0	12
at Tennessee*	1/28	*	30	4-7	.571	4-7	.571	0-0	.000	0-2-2	2	3	1	0	0	12
ARKANSAS*	2/1	*	25	4-6	.667	3-5	.600	1-1	1.000	2-1-3	2	2	0	0	0	12
at Ole Miss*	2/4	*	15	0-0	.000	0-0	.000	0-0	.000	0-0-0	0	0	0	0	0	0
SOUTH CAROLINA*	2/8	*	24	0-2	.000	0-2	.000	0-0	.000	0-2-2	1	1	1	0	0	0
TENNESSEE*	2/11	*	22	4-5	.800	2-3	.667	3-3	1.000	1-0-1	3	0	0	0	0	13
at Texas*	2/15	*	23	3-5	.600	1-3	.333	4-4	1.000	1-2-3	1	1	0	0	0	11

## Career Statistics

Year	GP-GS	Min-Avg	FG-FGA	Pct	3FG-FGA	Pct	FT-FTA	Pct	Off-Def-Tot-Avg	PF-FO	Ast	TO	Blk	Stl	Pts	Avg
2021-22	24-4	232-9.7	30-63	.476	12-35	.343	11-15	.733	12-29-41-1.7	23-0	6	9	4	3	83	3.5
2022-23	36-34	1003-27.9	173-399	.434	75-197	.381	68-79	.861	53-119-172-4.8	106-4	49	60	24	20	489	13.6
2023-24	32-31	1025-32.0	178-408	.436	93-236	.394	76-95	.800	28-134-162-5.1	72-0	54	50	22	15	525	16.4
2024-25	25-7	399-15.9	49-94	.521	32-73	.438	27-30	.900	16-31-47-1.9	34-0	11	7	2	5	157	6.3
<b>TOTAL</b>	<b>117-76</b>	<b>2659-22.7</b>	<b>430-964</b>	<b>.446</b>	<b>212-541</b>	<b>.392</b>	<b>182-219</b>	<b>.831</b>	<b>109-313-422-3.6</b>	<b>235-4</b>	<b>120</b>	<b>126</b>	<b>52</b>	<b>43</b>	<b>1254</b>	<b>10.7</b>



# WALKER HORN

Jr. | Guard | 6-3 | 183 | Austin, Texas | Westlake HS



### 2024-25 SEASON/CAREER HIGHS

<b>Points</b>		
Season	-	
Career	-	
<b>Rebounds</b>		
Season	-	
Career	1, S. CAROLINA ST. (11/17/22)	
<b>Field Goals</b>		
Season	-	
Career	-	
<b>Field Goals Attempted</b>		
Season	-	
Career	1, NORTH FLORIDA (11/23/22)	
<b>3-Point Field Goals</b>		
Season	-	
Career	-	
<b>3-Point Field Goals Attempted</b>		
Season	-	
Career	1, NORTH FLORIDA (11/23/22)	
<b>Free Throws</b>		
Season	-	
Career	-	
<b>Free Throws Attempted</b>		
Season	-	
Career	-	
<b>Assists</b>		
Season	1, BROWN (12/31/24)	
Career	1, 2x last BROWN (12/31/24)	
<b>Steals</b>		
Season	-	
Career	-	
<b>Blocked Shots</b>		
Season	-	
Career	-	
<b>Minutes Played</b>		
Season	2, BROWN (12/31/24)	
Career	2, 6x, last BROWN (12/31/24)	
<b>MISCELLANEOUS</b>		
	<b>2024-25</b>	<b>CAREER*</b>
Dunks	0	0
Double-Figure		
Scoring Games	0	0
Double-Figure		
Rebounding Games	0	0
Games With		
Double-Double	0	0
Games Led UK		
in Scoring	0	0
Games Led UK		
in Rebounding	0	0
Games Led UK		
in Assists	0	0
Games Led UK		
in Steals	0	0
Games Led UK		
in Blocks	0	0
Games With		
3+ Assists	0	0
Games With		
3+ Blocks	0	0
Games With		
3+ Steals	0	0
Games With		
3+ Three-Pointers	0	0

- Fed Brandon Garrison for a slam in two minutes vs. Brown
- Played final minute vs. Jackson State
- Played final minute in win over Wright State to begin the season
- Contributed an assist against Minnesota State in exhibition win
- Dished out an assist and snared a steal in two minutes of exhibition vs. Kentucky Wesleyan
- One of two returning members from the 2023-24 roster
- Has appeared in eight games in college career including four last season
- Son of Darrin Horn, the current head men's basketball coach at Northern Kentucky University
- State semifinalist at Westlake as a senior, helping team to a 38-2 record while averaging 9.3 points, 5.2 assists and 2.4 rebounds
- Graduated high school cum laude and was a recipient of a Kentucky Provost Academic Scholarship

### Game-By-Game Statistics


Opponent	Date	GS	Min	FG-A	Pct.	3FG-A	Pct.	FT-A	Pct.	Off-Def-Tot	PF	Ast	TO	Blk	Stl	Pts
WRIGHT STATE	11/4	1		0-0	.000	0-0	.000	0-0	.000	0-0-0	0	0	0	0	0	0
BUCKNELL	11/9	DNP														
vs. Duke	11/12	DNP														
LIPSCOMB	11/19	DNP														
JACKSON STATE	11/22	1		0-0	.000	0-0	.000	0-0	.000	0-0-0	0	0	0	0	0	0
WKU	11/26	DNP														
GEORGIA STATE	11/29	DNP														
at Clemson	12/3	DNP														
vs. Gonzaga	12/7	DNP														
COLGATE	12/11	DNP														
LOUISVILLE	12/14	DNP														
vs. Ohio State	12/21	DNP														
BROWN	12/31	2		0-0	.000	0-0	.000	0-0	.000	0-0-0	0	1	0	0	0	0
FLORIDA*	1/4	DNP														
at Georgia*	1/7	DNP														
at Mississippi St.*	1/11	DNP														
TEXAS A&M*	1/14	DNP														
ALABAMA*	1/18	DNP														
at Vanderbilt*	1/25	DNP														
at Tennessee*	1/28	DNP														
ARKANSAS*	2/1	DNP														
at Ole Miss*	2/4	DNP														
SOUTH CAROLINA*	2/8	DNP														
TENNESSEE*	2/11	DNP														
at Texas*	2/15	DNP														

### Career Statistics

Year	GP-GS	Min-Avg	FG-FGA	Pct	3FG-FGA	Pct	FT-FTA	Pct	Off-Def-Tot-Avg	PF-FO	Ast	TO	Blk	Stl	Pts	Avg
2022-23	4-0	8-2.0	0-1	.000	0-1	.000	0-0	.000	0-1-1-0.3	1-0	1	4	0	0	0	0.0
2023-24	4-0	3-0.8	0-0	.000	0-0	.000	0-0	.000	0-0-0-0.0	0-0	0	0	0	0	0	0.0
2024-25	3-0	4-1.3	0-0	.000	0-0	.000	0-0	.000	0-0-0-0.0	0-0	1	0	0	0	0	0.0
<b>TOTAL</b>	<b>11-0</b>	<b>15-1.4</b>	<b>0-1</b>	<b>.000</b>	<b>0-1</b>	<b>.000</b>	<b>0-0</b>	<b>.000</b>	<b>0-1-1-0.1</b>	<b>1-0</b>	<b>2</b>	<b>4</b>	<b>0</b>	<b>0</b>	<b>0</b>	<b>0.0</b>

# 22 AMARI WILLIAMS

Gr. | Center | 7-0 | 265 | Nottingham, England | Drexel



2024-25 SEASON/CAREER HIGHS*		
<b>Points</b>		
Season	22, ARKANSAS (2/1/25)	
Career	23, at Elon (1/28/23)	
<b>Rebounds</b>		
Season	15, at Tennessee (1/28/25)	
Career	19, UNC WILMINGTON (2/24/22)	
<b>Field Goals</b>		
Season	9, ARKANSAS (2/1/25)	
Career	9, 3x, last ARKANSAS (2/1/25)	
<b>Field Goals Attempted</b>		
Season	13, ARKANSAS (2/1/25)	
Career	18, at College of Charleston (2/10/24)	
<b>3-Point Field Goals</b>		
Season	1, at Texas (2/15/25)	
Career	1, 9x last at Texas (2/15/25)	
<b>3-Point Field Goals Attempted</b>		
Season	2, at Texas (2/15/25)	
Career	3, at Northeastern (1/14/23)	
<b>Free Throws</b>		
Season	6, 2x last GEORGIA ST. (11/29/24)	
Career	9, 2x last MONMOUTH (1/18/24)	
<b>Free Throws Attempted</b>		
Season	11, at Texas (2/15/25)	
Career	13, MONMOUTH (1/18/24)	
<b>Assists</b>		
Season	10, at Ole Miss (2/4/25)	
Career	10, at Ole Miss (2/4/25)	
<b>Steals</b>		
Season	1, 10x, last at Texas (2/15/25)	
Career	4, 2x last LAFAYETTE (11/30/22)	
<b>Blocked Shots</b>		
Season	4, WKU (11/26/24)	
Career	6, 3x last at Old Dominion (11/26/23)	
<b>Minutes Played</b>		
Season	30, at Mississippi St. (1/11/25)	
Career	35, 2x last TOWSON (2/11/23)	
<b>MISCELLANEOUS</b>		
	<b>2024-25</b>	<b>CAREER*</b>
Dunks	26	114
Double-Figure Scoring Games	15	78
Double-Figure Rebounding Games	12	42
Games With Double-Double	8	32
Games Led UK in Scoring	1	28
Games Led UK in Rebounding	17	79
Games Led UK in Assists	6	22
Games Led UK in Steals	1	36
Games Led UK in Blocks	13	89
Games With 3+ Assists	13	40
Games With 3+ Blocks	3	32
Games With 3+ Steals	0	6
Games With 3+ Three-Pointers	0	0
<i>*includes Drexel statistics</i>		

- Scored 18 points and grabbed 12 boards for double-double at Texas, also dishing out three assists. Eighth 18-12-3 game in last 10 seasons for Kentucky player
- Recorded the fourth triple-double in school history with 12 points, 11 rebounds and 10 assists at Ole Miss
- Posted second straight double-double and fourth in last six games with season-high 22 points and 11 rebounds vs. Arkansas. Became first UK player this year to lead team in points, rebounds and assists
- Earned a double-double with 10 points, a season-high 15 rebounds, while adding a team-best four assists in the win at Tennessee
- Went for his fourth double-double of the season, scoring 13 points and snaring 11 rebounds vs. Alabama
- Became the first UK player since Johnny Cox (1958) to have at least 12 rebounds in consecutive games vs. AP Top 15 opponents when he snared 12 boards and added eight points, four assists, a block and a steal in the win over Texas A&M
- Finished with a double-double, 10 points and 12 boards, at Mississippi State. Also tied a career-high with six assists
- Matched season-high with 15 points in win over No. 6 Florida, while also grabbing eight boards and collecting a season-high five assists
- Notched a second double-double with 13 points and 14 rebounds in the win over Bucknell
- Registered a double-double in UK debut, going for 12 points and 13 rebounds vs. Wright State
- Played four seasons at Drexel where he was the first ever player to be named CAA Defensive Player of the Year in three straight seasons (2022, 2023, 2024) and a 1,000-point scorer
- First Team All-CAA in 2023-24 after averaging 12.2 points, 7.8 rebounds and 1.8 blocks
- First Team All-CAA pick in 2022-23 when he averaged a career-best 13.7 points per game to go along with 69 assists, 67 blocks and 41 steals

## Game-By-Game Statistics

Opponent	Date	GS	Min	FG-A	Pct.	3FG-A	Pct.	FT-A	Pct.	Off-Def-Tot	PF	Ast	TO	Blk	Stl	Pts
WRIGHT STATE	11/4	*	20	5-6	.833	0-0	.000	2-6	.333	1-12-13	2	3	4	1	1	12
BUCKNELL	11/9	*	20	5-8	.625	0-0	.000	3-5	.600	5-9-14	1	2	5	1	0	13
vs. Duke	11/12	*	20	3-12	.250	0-0	.000	4-5	.800	3-5-8	0	2	1	2	0	10
LIPSCOMB	11/19	*	20	4-5	.800	0-0	.000	1-3	.333	3-8-11	1	2	2	2	0	9
JACKSON STATE	11/22	*	17	2-3	.667	0-0	.000	0-0	.000	1-7-8	0	3	0	2	0	4
WKU	11/26	*	19	1-4	.250	0-0	.000	6-10	.600	2-8-10	2	3	6	4	0	8
GEORGIA STATE	11/29	*	20	4-6	.667	0-0	.000	6-6	1.000	2-4-6	3	3	1	0	1	14
at Clemson	12/3	*	28	4-8	.500	0-0	.000	1-2	.500	2-9-11	3	2	4	3	1	9
vs. Gonzaga	12/7	*	26	5-8	.625	0-0	.000	2-2	1.000	0-3-3	2	4	1	0	0	12
COLGATE	12/11	*	22	6-8	.750	0-0	.000	3-5	.600	4-4-8	1	2	1	1	0	15
LOUISVILLE	12/14	*	16	2-4	.500	0-0	.000	2-4	.500	1-7-8	1	4	0	0	1	6
vs. Ohio State	12/21	*	20	2-6	.333	0-0	.000	2-4	.500	2-6-8	1	2	1	1	1	6
BROWN	12/31	*	19	4-5	.800	0-0	.000	5-6	.833	0-2-2	0	1	0	3	1	13
FLORIDA*	1/4	*	22	6-7	.857	0-0	.000	3-4	.750	3-5-8	3	5	1	1	0	15
at Georgia*	1/7	*	13	1-4	.250	0-0	.000	0-0	.000	2-3-5	4	1	3	0	0	2
at Mississippi St.*	1/11	*	30	3-4	.750	0-1	.000	4-5	.800	1-11-12	3	6	5	2	0	10
TEXAS A&M*	1/14	*	23	3-6	.500	0-0	.000	2-2	1.000	3-9-12	4	4	3	1	1	8
ALABAMA*	1/18	*	22	5-11	.455	0-0	.000	3-6	.500	5-6-11	5	1	4	2	1	13
at Vanderbilt*	1/25	*	23	2-4	.500	0-0	.000	2-4	.500	3-2-5	0	4	1	2	0	6
at Tennessee*	1/28	*	24	3-5	.600	0-0	.000	4-6	.667	2-13-15	2	4	3	0	0	10
ARKANSAS*	2/1	*	26	9-13	.692	0-0	.000	4-7	.571	3-8-11	3	3	4	0	1	22
at Ole Miss*	2/4	*	26	5-7	.714	0-0	.000	2-4	.500	0-11-11	3	10	3	0	0	12
SOUTH CAROLINA*	2/8	*	21	4-9	.444	0-0	.000	2-2	1.000	1-5-6	4	2	2	0	0	10
TENNESSEE*	2/11	*	21	3-5	.600	0-0	.000	0-1	.000	0-3-3	4	2	3	1	0	6
at Texas*	2/15	*	26	6-10	.600	1-2	.500	5-11	.455	6-6-12	2	3	3	1	1	18

## Career Statistics

Year	GP-GS	Min-Avg	FG-FGA	Pct	3FG-FGA	Pct	FT-FTA	Pct	Off-Def-Tot-Avg	PF-FO	Ast	TO	Blk	Stl	Pts	Avg
2020-21	15-0	60-4.0	6-14	.429	0-2	.000	4-7	.571	2-13-15-1.0	8-0	9	5	5	1	16	1.1
2021-22	28-17	577-20.6	98-188	.521	3-6	.500	67-106	.632	63-141-204-7.3	56-2	31	51	57	17	266	9.5
2022-23	30-30	820-27.3	156-298	.523	4-15	.267	94-155	.606	64-200-264-8.8	51-0	69	86	67	41	410	13.7
2023-24	32-32	731-22.8	139-269	.517	1-3	.333	110-168	.655	79-170-249-7.8	45-0	62	76	57	27	389	12.2
2024-25	25-25	543-21.7	97-168	.577	1-3	.333	68-110	.618	55-166-221-8.8	55-1	74	59	32	10	263	10.5
<b>TOTAL</b>	<b>130-104</b>	<b>2735-21.0</b>	<b>496-937</b>	<b>.529</b>	<b>9-29</b>	<b>.310</b>	<b>343-546</b>	<b>.628</b>	<b>263-690-953-7.3</b>	<b>215-3</b>	<b>245</b>	<b>277</b>	<b>218</b>	<b>96</b>	<b>1344</b>	<b>10.3</b>

# 77 KERR KRIISA

Sr. | Guard | 6-3 | 190 | Tartu, Estonia | West Virginia



## 2024-25 SEASON/CAREER HIGHS\*

<b>Points</b>	Season 9, GEORGIA STATE (11/29/24)
Career 25, at Kansas State (2/26/24)	
<b>Rebounds</b>	Season 4, 2x last WKU (11/26/24)
Career 11, SOUTHERN (11/11/22)	
<b>Field Goals</b>	Season 3, vs. Gonzaga (12/7/24)
Career 8, 2x last at Kansas State (2/26/24)	
<b>Field Goals Attempted</b>	Season 9, vs. Duke (11/12/24)
Career 20, at Kansas State (2/26/24)	
<b>3-Point Field Goals</b>	Season 2, 4x last vs. Gonzaga (12/7/24)
Career 7, at Utah (2/24/22)	
<b>3-Point Field Goals Attempted</b>	Season 7, vs. Duke (11/12/24)
Career 15, vs. UMass (12/16/23)	
<b>Free Throws</b>	Season 4, GEORGIA STATE (11/29/24)
Career 6, 3x last at Arizona State (12/31/22)	
<b>Free Throws Attempted</b>	Season 4, GEORGIA STATE (11/29/24)
Career 7, at Arizona State (12/31/22)	
<b>Assists</b>	Season 12, BUCKNELL (11/9/24)
Career 12, 2x last BUCKNELL (11/9/24)	
<b>Steals</b>	Season 1, 4x last at Clemson (12/3/24)
Career 4, vs. Michigan (11/21/21)	
<b>Blocked Shots</b>	Season 1, 2x last JACKSON ST. (11/22/24)
Career 1, 7x last JACKSON ST. (11/22/24)	
<b>Minutes Played</b>	Season 27, vs. Gonzaga (12/7/24)
Career 40, at Kansas State (2/26/24)	

## MISCELLANEOUS

	2024-25	CAREER*
Dunks	0	0
Double-Figure		
Scoring Games	0	47
Double-Figure		
Rebounding Games	0	2
Games With		
Double-Double	0	4
Games Led UK		
in Scoring	0	10
Games Led UK		
in Rebounding	0	3
Games Led UK		
in Assists	4	62
Games Led UK		
in Steals	1	23
Games Led UK		
in Blocks	0	0
Games With		
3+ Assists	5	80
Games With		
3+ Blocks	0	0
Games With		
3+ Steals	0	5
Games With		
3+ Three-Pointers	0	42

\*includes Arizona/West Virginia statistics

- Made first start of the season vs. Gonzaga and tallied nine points, four assists and three rebounds before leaving in the second half due to injury that will keep him out indefinitely
- With his first 3-pointer of the game vs. the Zags, he eclipsed 1,000 career points in his collegiate career
- Registered a season-high nine points in win over Georgia State while also dishing out four assists
- Had team-leading seven assists in win over Jackson State
- Hit a pair of 3-point shots to help Wildcats defeat No. 6 Duke in Champions Classic
- Drained a pair of 3s to couple with a game-high and career-high-tying 12 assists against Bucknell
- Played at West Virginia in 2023-24, averaging 11.0 points and 4.7 assists per game while hitting 61 3s at a 42.4% clip
- Played first three seasons of college career at Arizona
- Led the Pac-12 in total assists in back-to-back seasons (2022 and 2023), the first Pac-12 player to do so since Brandon Granville of USC in 2000 and 2001
- Had two triple-doubles while at Arizona, one of five players in Pac-12 history to record multiple triple-doubles
- First career triple-double came on Feb. 24, 2022 against Utah when he totaled 21 points, 10 rebounds and 10 assists. Posted second career triple-double on Nov. 11, 2022 against Southern with 14 points, 12 assists and 11 rebounds

## Game-By-Game Statistics

Opponent	Date	GS	Min	FG-A	Pct.	3FG-A	Pct.	FT-A	Pct.	Off-Def-Tot	PF	Ast	TO	Blk	Stl	Pts
WRIGHT STATE	11/4		14	0-2	.000	0-2	.000	0-0	.000	1-0-1	0	5	1	0	1	0
BUCKNELL	11/9		21	2-5	.400	2-5	.400	0-0	.000	1-3-4	2	12	2	1	0	6
vs. Duke	11/12		17	2-9	.222	2-7	.286	0-0	.000	0-2-2	2	0	0	0	0	6
LIPSCOMB	11/19		16	1-3	.333	1-3	.333	0-0	.000	0-1-1	1	2	1	0	1	3
JACKSON STATE	11/22		12	0-2	.000	0-2	.000	0-0	.000	0-3-3	0	7	3	1	0	0
WKU	11/26		12	2-5	.400	2-5	.400	2-2	1.000	1-3-4	3	0	1	0	0	8
GEORGIA STATE	11/29		16	2-6	.333	1-5	.200	4-4	1.000	0-2-2	0	4	0	0	1	9
at Clemson	12/3		21	0-4	.000	0-4	.000	0-1	.000	0-2-2	0	0	0	0	1	0
vs. Gonzaga	12/7	*	27	3-7	.429	2-5	.400	0-0	.000	3-0-3	2	4	1	0	0	8
COLGATE	12/11		DNP													
LOUISVILLE	12/14		DNP													
vs. Ohio State	12/21		DNP													
BROWN	12/31		DNP													
FLORIDA*	1/4		DNP													
at Georgia*	1/7		DNP													
at Mississippi St.*	1/11		DNP													
TEXAS A&M*	1/14		DNP													
ALABAMA*	1/18		DNP													
at Vanderbilt*	1/25		DNP													
at Tennessee*	1/28		DNP													
ARKANSAS*	2/1		DNP													
at Ole Miss*	2/4		DNP													
SOUTH CAROLINA*	2/8		DNP													
TENNESSEE*	2/11		DNP													
at Texas*	2/15		DNP													

## Career Statistics

Year	GP-GS	Min-Avg	FG-FGA	Pct	3FG-FGA	Pct	FT-FTA	Pct	Off-Def-Tot-Avg	PF-FO	Ast	TO	Blk	Stl	Pts	Avg
2020-21	8-5	185-23.1	14-42	.333	14-38	.368	2-2	1.000	1-3-4-0.5	12-0	19	10	0	3	44	5.5
2021-22	33-31	975-29.5	100-287	.348	80-238	.336	40-49	.816	17-67-84-2.5	59-1	155	72	3	19	320	9.7
2022-23	35-34	1090-31.2	109-293	.372	83-227	.366	46-60	.767	12-71-83-2.4	82-2	180	91	1	20	347	9.9
2023-24	23-23	768-33.4	81-189	.429	61-144	.424	31-40	.775	1-56-57-2.5	58-2	109	67	1	19	254	11.0
2024-25	9-1	157-17.4	12-43	.279	10-38	.263	6-7	.857	6-16-22-2.4	10-0	34	9	2	4	40	4.4
<b>TOTAL</b>	<b>108-94</b>	<b>3175-29.4</b>	<b>316-854</b>	<b>.370</b>	<b>248-685</b>	<b>.362</b>	<b>125-158</b>	<b>.791</b>	<b>37-213-250-2.3</b>	<b>221-5</b>	<b>497</b>	<b>249</b>	<b>7</b>	<b>65</b>	<b>1005</b>	<b>9.3</b>

# BOX SCORES

## GAME 1 #23/23 KENTUCKY 103, WRIGHT STATE 62



Official Basketball Box Score - Final  
Wright St. at Kentucky  
11/09/24 Rupp Arena, Lexington  
2024-25 Men's Basketball

Game Time: 7:00 PM  
Game Duration: 1:54  
Attendance: 19,655

Officials: Todd Austin, Jason Baker, Michael Wallace

Wright St. - 62

Record: 0-1

NO.	Name	Min	FG		3P		FT		Rebounds		Fouls		TP	AS	TO	ST	Blocks		+/-
			M-A	M-A	M-A	M-A	OR	DR	PF	FD	BS	BA							
14	Brandon Noel	33:30	8-21	1-8	3-3	2	6	8	0	4	20	0	2	1	0	0	0	-32	
33	Michael Imariagbe	12:45	0-2	0-0	1-2	1	1	2	1	2	1	1	0	0	0	0	0	-14	
3	Alex Hubregtse	33:54	6-12	2-7	2-3	0	3	3	1	3	16	2	2	0	0	1	-37		
4	Keaton Norris	26:54	0-9	0-3	0-0	1	0	1	3	1	0	3	1	2	0	1	-28		
21	Logan Woods	17:38	1-2	0-1	2-2	0	2	2	2	1	4	0	3	0	1	1	-14		
2	Drey Carter	17:16	1-3	1-2	0-0	1	0	1	0	0	3	1	0	1	0	0	-18		
13	Solomon Callaghan	18:26	7-9	1-3	0-0	0	2	2	1	1	15	0	1	0	0	0	-18		
22	Andrew Welage	14:04	1-6	0-3	0-0	3	1	4	1	0	2	1	1	0	0	1	-14		
23	Jack Doumbia	10:36	0-2	0-0	0-0	2	2	2	2	0	0	2	0	0	0	0	-19		
51	Ayden Davis	12:47	0-1	0-0	1-2	2	1	3	1	2	1	0	0	0	0	0	-11		
15	Braden Grant	01:05	0-1	0-0	0-0	0	1	1	0	0	0	0	0	0	0	0	0		
24	Ben Southerland	01:05	0-0	0-0	0-0	0	1	1	0	0	0	0	0	0	0	0	0		
Team																			
Totals			24-68	5-27	9-12	11	21	32	12	14	62	8	12	4	1	4	-41		

Technical Fouls: NONE

Kentucky - 103

Record: 1-0

NO.	Name	Min	FG		3P		FT		Rebounds		Fouls		TP	AS	TO	ST	Blocks		+/-
			M-A	M-A	M-A	M-A	OR	DR	PF	FD	BS	BA							
7	Andrew Carr	20:53	3-5	1-2	4-4	0	2	1	2	11	3	0	0	0	0	0	0	32	
22	Amari Williams	19:56	5-6	0-0	2-6	1	12	13	3	2	13	3	4	1	1	0	30		
00	Otega Owah	27:10	8-9	3-3	2-2	0	3	3	2	1	21	1	0	3	1	0	31		
1	Lamont Butler	22:08	6-12	0-2	2-3	1	4	5	2	14	5	1	3	1	0	0	24		
2	Jaxson Robinson	21:04	3-6	2-5	0-0	1	4	5	0	1	8	3	1	0	1	0	24		
4	Koby Brea	20:08	7-8	4-4	0-0	2	2	0	0	18	2	0	0	0	0	0	14		
10	Brandon Garrison	18:39	2-6	0-0	2-2	2	4	4	1	6	5	0	2	0	0	1	11		
5	Collin Chandler	14:41	0-1	0-1	2-2	0	0	0	1	2	2	2	1	0	0	0	15		
15	Ansley Almonor	12:54	5-7	1-3	0-0	0	2	2	1	0	11	1	0	0	0	0	6		
77	Kerr Krisia	14:22	0-2	0-2	0-0	1	0	1	0	0	5	1	1	0	0	0	16		
9	Trent Noah	03:30	0-1	0-1	0-0	0	1	1	1	0	0	0	0	0	0	0	1		
11	Travis Perry	03:30	0-2	0-1	0-0	1	1	2	0	0	0	0	0	0	0	1	1		
21	Walker Horn	01:05	0-0	0-0	0-0	0	0	0	0	0	0	0	0	0	0	0	0		
Team																			
Totals			39-65	11-24	14-19	7	34	41	14	12	103	30	7	11	4	1	41		

Technical Fouls: NONE

WSU		UKY	
Biggest lead	0 (1 <sup>st</sup> 20:00)	44 (2 <sup>nd</sup> 4:57)	
Best Scoring Run	5 (2 <sup>nd</sup> 3:30)	14 (2 <sup>nd</sup> 15:12)	
Lead Changes	0		
Times Tied	1		
Time with Lead	00:00	39:44	

Points from Turnovers		Period by Period Scoring		
WSU	UKY	1st	2nd	TOT
26	56	24	38	62
10	8	46	57	103
5	36			
21	37			

## GAME 2 #23/23 KENTUCKY 100, BUCKNELL 72



Official Basketball Box Score - Final  
Bucknell at Kentucky  
11/09/24 Rupp Arena, Lexington  
2024-25 Men's Basketball

Game Time: 4:00 PM  
Game Duration: 1:52  
Attendance: 20,048

Officials: Vladimir Voyard-Tadai, Garrick Shannon, Tony Chiazza

Bucknell - 72

Record: 2-1

NO.	Name	Min	FG		3P		FT		Rebounds		Fouls		TP	AS	TO	ST	Blocks		+/-
			M-A	M-A	M-A	M-A	OR	DR	PF	FD	BS	BA							
1	Ian Motta	25:35	7-14	3-5	1-2	1	2	3	2	18	2	2	2	0	0	0	3	-12	
22	Ruot Bijek	03:56	0-2	0-0	0-0	0	0	0	0	0	0	0	0	0	0	0	0	-7	
3	Noah Williams	23:59	3-12	1-8	0-0	5	5	3	1	7	2	1	1	0	0	0	-15		
5	Elvin Edmonds IV	28:17	3-9	2-5	0-0	2	2	0	4	8	5	2	0	0	0	0	-17		
13	Josh Bascoe	30:29	6-12	2-5	1-1	1	4	5	1	4	15	2	2	0	0	1	-19		
23	Pip Ajayi	17:17	2-4	0-0	0-0	5	4	9	1	0	4	1	0	1	0	0	-15		
2	Jayden Williams	16:14	1-6	0-1	0-0	0	0	0	1	0	2	2	2	0	0	1	-12		
24	Achille Spadone	20:52	2-5	1-2	0-3	1	5	6	1	1	5	0	0	1	0	0	-8		
10	Brandon McCreesh	17:13	2-5	1-3	0-0	0	1	1	1	0	5	3	2	2	0	1	-19		
11	Brady Muller	07:25	1-1	1-1	0-0	0	0	0	1	0	3	1	1	0	1	0	-8		
4	Josh Fulton	04:17	1-1	0-0	0-0	0	0	0	0	0	2	0	0	0	0	0	-3		
0	Patrick O'Brien	03:11	1-2	1-1	0-0	1	0	1	2	0	3	0	1	1	0	0	-4		
32	Kellen Welch	01:15	0-0	0-0	0-0	0	0	0	0	0	0	0	0	0	0	0	-1		
Team										3	0	3	0	1					
Totals			29-73	12-33	2-6	12	23	35	14	12	72	18	14	8	1	6	-28		

Technical Fouls: NONE

Kentucky - 100

Record: 2-0

NO.	Name	Min	FG		3P		FT		Rebounds		Fouls		TP	AS	TO	ST	Blocks		+/-
			M-A	M-A	M-A	M-A	OR	DR	PF	FD	BS	BA							
7	Andrew Carr	19:41	5-6	0-0	1-1	3	0	3	2	3	11	0	3	0	1	0	17		
22	Amari Williams	19:55	5-8	0-0	3-5	5	9	14	4	13	2	5	0	1	0	15			
00	Otega Owah	18:57	4-11	0-4	2-3	1	4	5	1	2	10	1	0	2	0	2			
1	Lamont Butler	18:53	2-6	0-1	2-2	1	0	1	2	1	6	1	2	0	0	7			
2	Jaxson Robinson	24:18	6-14	2-8	0-1	1	3	4	2	14	1	1	0	2	0	0	11		
4	Koby Brea	25:35	7-11	6-8	0-0	1	5	6	1	1	20	2	0	1	0	0	19		
10	Brandon Garrison	18:51	2-6	0-1	2-2	3	2	5	1	1	6	3	0	0	1	1	13		
77	Kerr Krisia	21:12	2-5	2-5	0-0	1	3	4	2	0	6	12	2	0	1	0	20		
15	Ansley Almonor	13:50	3-8	2-6	1-2	4	0	4	1	1	9	0	0	2	0	0	12		
5	Collin Chandler	11:20	2-3	1-2	0-0	0	2	0	0	0	7	0	0	2	0	0	17		
9	Trent Noah	04:17	0-1	0-1	0-0	0	1	1	0	0	0	1	1	0	0	0	3		
11	Travis Perry	03:11	0-0	0-0	0-0	0	0	0	0	0	0	1	1	0	0	0	4		
Team										2	6	8	0	0	0	0	0	0	
Totals			38-79	13-36	11-16	22	35	57	13	14	100	23	15	9	6	1	28		

Technical Fouls: Williams 2<sup>nd</sup> 3:11

BUC		UKY	
Biggest lead	2 (1 <sup>st</sup> 18:35)	29 (2 <sup>nd</sup> 1:06)	
Best Scoring Run	7 (1 <sup>st</sup> 4:37)	9 (1 <sup>st</sup> 16:15)	
Lead Changes	2		
Times Tied	1		
Time with Lead	00:15	38:09	

Points from Turnovers		Period by Period Scoring			
BUC	UKY	1st	2nd	TOT	
28	50	BUC	31	41	72
11	19				
15	24				
24	46	UKY	47	53	100

## GAME 3 #19/18 KENTUCKY 77, #6/6 DUKE 72



Official Basketball Box Score - Final  
Duke at Kentucky  
11/15/24 State Farm Arena, Atlanta  
2024-25 Men's Basketball

Game Time: 9:00 PM  
Game Duration: 2:20  
Attendance: 16,107

Officials: Joe Lindsay, Ron Groover, Courtney Green

Duke - 72

Record: 2-1

NO.	Name	Min	FG		3P		FT		Rebounds		Fouls		TP	AS	TO	ST	Blocks		+/-
			M-A	M-A	M-A	M-A	OR	DR	PF	FD	BS	BA							
2	Cooper Flagg	31:56	9-19	1-5	7-9	0	11	11	2	9	26	2	3	0	2	2	-8		
9	Khaman Maluach	22:41	5-5	0-0	0-0	3	4	7	3	0	10	2	1	0	2	2	10		
1	Caleb Foster	28:34	2-10	0-5	0-1	1	3	4	3	2	4	4	2	2	0	1	2		
5	Tyrese Proctor	36:04	4-9	2-5	2-3	0	3	3	3	2	12	2	0	1	0	0	-9		
7	Kon Knueppel	36:53	5-20	1-8	3-4	1	4	5	3	5	14	3	1	1	0	4	-5		
6	Malik Brown	16:53	0-1	0-0	0-0	4	3	7	3	0	0	0	1	2	1	0	-8		
14	Sion James	13:03	2-4	0-0	0-0	0	2	2	1	0	4	1	0	0	0	0	-1		
18	Mason Gillis	13:56	1-3	0-1	0-0	1	2	3	1	0	2	0	0	0	0	1	0		
Team																			
Totals			28-71	4-24	12-17	11	33	44	19	18	72	12	7	6	6	8	-5		

Technical Fouls: NONE

Kentucky - 77

Record: 3-0

NO.	Name	Min	FG		3P		FT		Rebounds		Fouls		TP	AS	TO	ST	Blocks		+/-
			M-A	M-A	M-A	M-A	OR</												

# BOX SCORES

## GAME 5

#9/11 KENTUCKY 108, JACKSON STATE 59



Official Basketball Box Score - Final  
**Jackson St. at Kentucky**  
 11/26/24 Rupp Arena, Lexington  
 2024-25 Men's Basketball

Game Time: 7:00 PM  
 Game Duration: 1:48  
 Attendance: 19,961

Officials: Jason Baker, Shaun Seales, Michael Swoboda

Jackson St. - 59

Record: 0-6

NO. Name	Min	FG	3P	FT	Rebounds	Fouls	TP	AS	TO	ST	Blocks	+/-
		M-A	M-A	M-A	OR DR TOT	PF FD					BS BA	
3 Jayme Mitchell Jr.	22:36	2-9	2-6	1-2	0 4 4	0 1 7	1	2	0	1	0	-39
7 Shannon Grant	25:13	3-5	0-0	2-4	1 4 5	3 3 8	0	3	0	1	0	-28
13 Romelle Mansel	28:43	4-11	1-2	0-1	3 5 8	0 1 9	0	3	1	1	0	-34
1 Dorian McMillian	29:31	5-10	1-2	0-0	2 0 2	0 1 11	3	1	0	0	2	-38
21 Marcus Watson Jr.	28:48	6-10	0-1	0-0	2 2 3	0 0 12	1	3	2	0	2	-38
0 Tamarion Hoover	14:49	1-6	0-2	3-3	1 2 3	1 1 5	0	0	0	0	0	-18
14 Dylan Canoville	14:47	2-6	0-0	3-8	2 4 6	1 4 7	0	0	2	0	3	-21
20 Juan Reyna III	20:13	0-11	0-7	0-0	0 1 1	1 0 0	0	0	2	0	0	-18
12 Delyle Williams	07:40	0-1	0-1	0-0	1 1 2	1 0 0	0	1	0	0	0	-8
55 Cowandric Samuel	07:40	0-0	0-0	0-0	0 1 1	0 0 0	0	1	0	0	0	-8
Team					3 3 6	0 0 0	0	1	0	0	0	
Totals	23:69	4-21	9-18	13 27 40	10 11 59	6 17 5	3	9	4	9		

Technical Fouls:NONE

Kentucky - 108

Record: 5-0

NO. Name	Min	FG	3P	FT	Rebounds	Fouls	TP	AS	TO	ST	Blocks	+/-
		M-A	M-A	M-A	OR DR TOT	PF FD					BS BA	
7 Andrew Carr	24:07	3-4	0-1	0-0	1 5 6	2 2 2	6	5	0	2	0	21
22 Amari Williams	17:20	2-3	0-0	0-0	1 7 8	0 0 0	4	3	0	0	2	25
00 Otega Owheh	19:39	0-12	1-4	4-4	0 1 1	2 2 2	11	2	0	3	0	20
1 Lamont Butler	22:02	5-7	1-2	0-0	0 4 4	1 2 11	5	1	3	0	1	25
2 Jaxson Robinson	21:50	5-13	4-10	0-0	0 1 1	1 0 14	1	1	1	0	0	21
4 Kobay Brea	22:40	8-11	5-8	1-2	1 1 2	1 1 22	0	1	0	0	0	18
10 Brandon Garrison	22:40	3-7	0-2	0-0	1 7 8	1 0 6	6	2	3	0	0	24
15 Anasley Almonor	15:02	3-6	2-5	2-2	0 3 3	2 1 10	0	1	0	0	0	28
77 Kerr Krisia	12:08	0-2	0-2	0-0	0 3 3	0 0 7	3	0	1	0	1	15
5 Collin Chandler	12:46	2-3	2-3	0-0	0 2 2	1 0 6	0	1	1	1	0	29
11 Travis Perry	05:50	1-2	1-1	2-2	0 1 1	0 2 5	0	0	0	0	0	9
9 Trent Noah	02:55	1-1	1-1	0-0	0 0 0	0 0 3	0	0	0	1	0	10
21 Walker Horn	00:51	0-0	0-0	0-0	0 0 0	0 0 0	0	0	0	0	0	0
Team					0 2 2	0 0 0	0	0	0	0	0	
Totals	41:71	17-39	9-10	4 37 41	11 10 108	29 10 13	9	3	49			

Technical Fouls:NONE

	JSU	UKY
Biggest lead	2 (1 <sup>st</sup> 18:04)	51 (2 <sup>nd</sup> 0:41)
Best Scoring Run	6 (2 <sup>nd</sup> 3:58)	12 (2 <sup>nd</sup> 0:41)
Lead Changes	2	
Times Tied	1	
Time with Lead	00:16	38:04

Points from Turnovers	JSU	UKY
Points from Turnovers	11	24
Paint	32	44
Second Chance	11	4
Fast Breaks	7	43
Bench	12	52

Period by Period Scoring	1st	2nd	TOT
JSU	30	29	59
UKY	54	54	108

## GAME 6

#8/8 KENTUCKY 87, WKU 68



Official Basketball Box Score - Final  
**Western Ky. at Kentucky**  
 11/26/24 Rupp Arena, Lexington  
 2024-25 Men's Basketball

Game Time: 6:30 PM  
 Game Duration: 2:17  
 Attendance: 20,049

Officials: Brian Dorsey, Keith Kimble, Hunter Allen

Western Ky. - 68

Record: 3-3

NO. Name	Min	FG	3P	FT	Rebounds	Fouls	TP	AS	TO	ST	Blocks	+/-
		M-A	M-A	M-A	OR DR TOT	PF FD					BS BA	
5 Babacar Faye	22:53	5-7	0-1	6-6	4 2 6	5 3 16	0	3	2	0	1	-18
24 Tyrone Marshall	26:00	1-4	1-3	2-2	1 4 5	3 1 5	0	2	0	0	0	-16
2 Don McHenry	31:33	3-16	1-7	2-2	0 3 3	4 1 9	2	0	0	0	1	-12
4 Kristian Lander	22:59	1-12	0-5	0-0	2 6 8	2 0 2	9	1	0	2	0	-11
23 Enoch Kalambay	26:08	3-7	1-3	3-4	2 6 8	4 2 10	1	2	0	0	0	-9
0 Braxton Bayless	09:51	1-1	0-0	0-0	0 0 0	0 0 1	2	0	0	0	0	-11
1 Blaise Keita	11:27	1-2	0-0	0-0	1 3 4	1 2 1	0	2	1	0	0	5
3 Jalen Jackson	19:34	1-2	0-0	2-4	0 1 1	3 3 4	0	0	1	0	0	-10
13 Julius Theoford	24:24	5-14	1-6	7-10	2 3 5	1 8 18	0	1	1	0	2	-10
15 Jack Edelen	02:34	0-1	0-1	0-0	0 0 0	1 0 0	0	0	0	0	0	-3
21 Leeroy Odiah	01:54	0-0	0-0	0-0	0 0 0	0 0 0	0	0	0	0	0	-1
22 Jaylen Dorsey	00:21	0-0	0-0	0-0	0 0 0	0 0 0	0	0	0	0	0	1
31 Tyler Olden	00:21	0-0	0-0	0-0	0 0 0	0 0 0	0	0	0	0	0	1
Team					0 1 1	0 0 0	0	0	0	0	0	
Totals	21:66	4-26	22-29	12 29 41	29 20 68	7 11 7	3	7	19			

Technical Fouls:NONE

Kentucky - 87

Record: 6-0

NO. Name	Min	FG	3P	FT	Rebounds	Fouls	TP	AS	TO	ST	Blocks	+/-
		M-A	M-A	M-A	OR DR TOT	PF FD					BS BA	
7 Andrew Carr	29:34	6-8	0-1	6-8	3 7 10	1 7 18	3	0	0	1	0	21
22 Amari Williams	18:54	1-4	0-0	6-10	2 8 10	2 3 9	2	4	1	3	2	16
00 Otega Owheh	32:09	6-14	1-3	5-6	1 3 4	2 3 18	0	1	0	0	0	22
1 Lamont Butler	28:25	3-9	0-3	8-12	3 2 5	3 8 14	4	0	1	0	0	21
2 Jaxson Robinson	32:48	2-9	2-8	2-2	2 4 6	2 1 8	4	0	1	2	0	19
4 Kobay Brea	22:48	3-7	3-7	0-0	0 3 3	4 0 9	0	1	1	0	0	14
10 Brandon Garrison	12:29	2-4	0-1	0-2	0 5 2	1 4 1	1	1	0	0	0	-1
15 Anasley Almonor	06:54	0-1	0-0	0-0	0 0 0	1 0 1	0	0	0	0	0	-5
77 Kerr Krisia	11:47	2-5	2-2	1 3 4	3 3 8	0 0 1	0	0	0	0	0	0
5 Collin Chandler	04:11	0-1	0-1	0-0	0 0 0	0 0 0	0	0	0	0	0	-4
Team					3 3 6	0 0 0	0	1	0	0	0	
Totals	25:62	8-29	29-42	16 38 54	20 29 87	16 11 5	7	3	19			

Technical Fouls:NONE

	WKU	UKY
Biggest lead	3 (1 <sup>st</sup> 18:51)	21 (2 <sup>nd</sup> 1:52)
Best Scoring Run	8 (1 <sup>st</sup> 1:10)	8 (2 <sup>nd</sup> 19:00)
Lead Changes	2	
Times Tied	2	
Time with Lead	01:39	36:38

Points from Turnovers	WKU	UKY
Points from Turnovers	12	11
Paint	30	34
Second Chance	7	14
Fast Breaks	23	11
Bench	26	21

Period by Period Scoring	1st	2nd	TOT
WKU	33	35	68
UKY	45	42	87

## GAME 7

#8/8 KENTUCKY 105, GEORGIA STATE 76



Official Basketball Box Score - Final  
**Georgia St. at Kentucky**  
 11/29/24 Rupp Arena, Lexington  
 2024-25 Men's Basketball

Game Time: 7:00 PM  
 Game Duration: 2:04  
 Attendance: 19,914

Officials: K.B. Burdett Jr., Rob Rorke, Chris Ford

Georgia St. - 76

Record: 4-4

NO. Name	Min	FG	3P	FT	Rebounds	Fouls	TP	AS	TO	ST	Blocks	+/-
		M-A	M-A	M-A	OR DR TOT	PF FD					BS BA	
7 Zariqae Nutter	27:34	7-12	1-2	4-7	0 1 1	5 5 19	3	3	1	0	2	-12
33 Nick McMullen	30:15	2-5	1-1	2-2	1 6 7	3 2 7	1	3	1	1	0	-24
4 Cesare Edwards	32:23	8-15	3-3	2-2	4 3 7	3 2 21	2	2	1	0	0	-10
10 Jelani Hamilton	18:46	2-6	2-4	3-5	0 0 0	4 2 9	0	0	0	0	0	-12
11 Toneari Lane	35:54	3-11	2-7	1-2	0 1 1	1 2 9	2	1	1	0	0	-35
22 Malachi Brown	35:42	4-7	2-4	1-1	1 4 5	0 3 11	5	4	2	0	0	-27
2 Justin Archer	12:08	0-0	0-0	0-0	0 5 3	1 0 1	0	1	0	0	0	-11
21 Clash Peters	12:14	0-0	0-0	0-0	0 0 0	0 0 0	0	0	0	0	0	-13
1 Malik Ferguson	02:04	0-0	0-0	0-0	0 0 0	0 0 0	0	0	0	0	0	-1
Team					1 3 4	0 0 0	0	1	0	0	0	
Totals	26:56	11-21	13-20	5 22 27	24 18 76	14 18 6	1	2	-29			

Technical Fouls:Nutter 2<sup>nd</sup>12:37Peters 2<sup>nd</sup>12:37

Kentucky - 105

Record: 7-0

NO. Name	Min	FG	3P	FT	Rebounds	Fouls	TP	AS	TO	ST	Blocks	+/-
		M-A	M-A	M-A	OR DR TOT	PF FD					BS BA	
7												

# BOX SCORES

## GAME 9

#4/6 KENTUCKY 90, #7/8 GONZAGA 89<sup>OT</sup>



Official Basketball Box Score - Final  
Kentucky at Gonzaga  
12/27/24 Climate Pledge Arena, Seattle, WA  
2024-25 Men's Basketball

Game Time: 7:00 PM  
Game Duration: 2:27  
Attendance: 17,846

Officials: Gregory Nixon, Randy McCall, Olanids Poole

Kentucky - 90													Record: 8-1												
NO.	Name	Min	FG	3P	FT	Rebounds	Fouls	TP	AS	TO	ST	Blocks	+/-												
			M-A	M-A	M-A	OR DR TOT	PF FD					BS BA													
7	Andrew Carr	F 33:16	8-12	0-1	3-5	2 5 7	4 5	19	3	1	0	1 1 3	3												
22	Amari Williams	F 25:50	5-8	0-0	2-2	0 3 3	3 1	12	0	0	0	2 0 0	-5												
00	Otega Oweh	G 37:57	4-11	0-1	5-6	5 1 6	1 4	13	3	1	0	0 0 0	7												
2	Jaxson Robinson	G 36:27	7-15	2-5	2-2	0 3 3	4 1	18	5	0	1	0 0 0	10												
77	Kerr Krisia	G 26:38	3-7	2-5	0-0	3 0 3	2 1	8	4	1	0	0 0 0	-6												
4	Koby Brea	31:02	2-9	1-6	0-0	0 7 7	4 0	5	1	0	0	0 0 0	-10												
10	Brandon Garrison	16:51	4-7	1-2	1-1	3 6 9	2 1	10	1	0	0	1 0 0	7												
15	Ansley Almonor	09:53	1-4	1-3	2-2	2 0 2	1 1	5	0	0	0	0 0 0	1												
5	Collin Chandler	04:33	0-1	0-0	0-0	0 0 0	0 0	0	0	0	0	0 0 0	-3												
11	Travis Perry	02:33	0-1	0-0	0-0	0 0 0	0 0	0	0	0	0	0 0 0	1												
Team						1 2 3		0																	
<b>Totals</b>			34-75	7-25	15-18	16 27 43	21 15	90	17	7	1	4 2 1	1												

Shooting By Period		
1 <sup>st</sup> FG%	12-36	33.3%
3PT%	5-17	29.4%
FT%	5-5	100%
2 <sup>nd</sup> FG%	17-32	53.1%
3PT%	2-7	28.6%
FT%	9-9	100%
OT FG%	5-7	71.4%
3PT%	0-1	0.0%
FT%	1-4	25%
GM FG%	34-75	45.3%
3PT%	7-25	28.0%
FT%	15-18	83.3%

Dead Ball Rebounds: 1.0

Technical Fouls:Garrison 1#6:14

Gonzaga - 89													Record: 7-2												
NO.	Name	Min	FG	3P	FT	Rebounds	Fouls	TP	AS	TO	ST	Blocks	+/-												
			M-A	M-A	M-A	OR DR TOT	PF FD					BS BA													
13	Graham Ike	F 35:17	9-16	1-2	9-14	1 10 11	4 10	28	4	0	0	2 1 0	-5												
0	Ryan Nembhard	G 42:04	6-12	1-5	0-0	1 4 5	1 3	13	1	1	0	0 0 0	9												
1	Michael Ajayi	G 20:59	1-4	0-1	2-2	2 1 3	4 2	4	1	0	0	0 0 0	0												
11	Nolan Hickman	G 37:31	4-10	1-7	0-0	1 2 2	2 0	9	1	1	0	1 0 0	-1												
99	Khalil Battle	G 34:51	5-9	1-5	2-2	2 2 4	2 1	13	1	3	0	0 0 0	-8												
4	Dusty Stromer	17:42	2-5	2-3	0-1	2 2 4	0 1	6	0	0	0	0 0 0	7												
33	Ben Gregg	24:01	5-11	0-3	4-5	4 3 7	2 3	14	0	0	0	0 2 1	-0												
34	Braden Huff	09:38	1-4	0-1	0-0	0 3 3	0 0	2	0	0	0	0 0 0	-4												
5	Emmanuel Innocenti	02:57	0-0	0-0	0-0	0 0 0	0 0	0	0	0	0	1 0 0	1												
Team						2 1 3		0																	
<b>Totals</b>			33-71	6-27	17-24	15 27 42	15 20	89	17	6	2	2 4 1	-1												

Shooting By Period		
1 <sup>st</sup> FG%	19-35	54.3%
3PT%	3-12	25.0%
FT%	9-10	90%
2 <sup>nd</sup> FG%	11-28	39.3%
3PT%	0-9	0.0%
FT%	7-12	58.3%
OT FG%	3-8	37.5%
3PT%	3-6	50.0%
FT%	1-2	50%
GM FG%	33-71	46.5%
3PT%	6-27	22.2%
FT%	17-24	70.8%

Dead Ball Rebounds: 3.0

Technical Fouls:NONE

Biggest lead		KEN	GON
		7 (1 <sup>st</sup> OT 2:48)	18 (2 <sup>nd</sup> 19:19)
Best Scoring Run		13 (2 <sup>nd</sup> 14:49)	8 (1 <sup>st</sup> 0:38)
Lead Changes		7	
Times Tied		1	
Time with Lead		06:38	38:34

Points from		KEN	GON
Turnovers		10	14
Paint		48	44
Second Chance		16	9
Fast Breaks		4	8
Bench		20	22

Period by Period Scoring				
	1st	2nd	OT1	TOT
KEN	34	45	11	90
GON	50	29	10	89

## GAME 10

#5/5 KENTUCKY 78, COLGATE 67



Official Basketball Box Score - Final  
Colgate at Kentucky  
12/11/24 Rupp Arena, Lexington  
2024-25 Men's Basketball

Game Time: 8:00 PM  
Game Duration: 1:46  
Attendance: 19,646

Officials: Don Daley, A.J. Desai, Erroll Lewis

Colgate - 67													Record: 2-9												
NO.	Name	Min	FG	3P	FT	Rebounds	Fouls	TP	AS	TO	ST	Blocks	+/-												
			M-A	M-A	M-A	OR DR TOT	PF FD					BS BA													
33	Sam Wright	F 21:06	2-5	1-3	0-0	0 3 3	4 1	5	2	0	0	0 0 0	-2												
1	Brady Cummins	G 26:14	5-9	0-1	0-0	1 1 2	0 1	10	1	1	0	0 0 0	-11												
3	Jalen Cox	G 29:32	4-12	1-5	1-2	0 3 3	1 1	10	8	1	2	0 0 0	-12												
5	Nicolas Louis-Jacques	G 21:51	4-8	1-4	0-0	1 1 2	2 1	9	1	2	0	0 0 1	-1												
25	Parker Jones	G 28:28	6-9	4-7	1-1	1 5 6	1 1	17	2	2	0	0 0 0	-11												
10	Chandler Brennan	18:13	2-7	2-4	0-0	1 4 5	0 0	6	1	1	0	0 0 0	-11												
9	Cameron Brennan	18:54	0-4	0-2	0-0	1 7 8	1 0	0	0	0	0	1 0 0	-9												
0	Julian Scott	09:51	1-2	0-0	0-0	1 0 1	1 1	2	0	0	0	1 0 0	1												
4	Josh Ahayere	11:32	0-2	0-1	0-0	1 2 3	1 0	0	0	0	0	2 0 0	1												
13	Kyle Carlesimo	12:28	3-6	2-5	0-0	0 0 0	0 0	8	0	0	0	0 0 0	-1												
2	Blake Forrest	00:37	0-0	0-0	0-0	0 0 0	0 0	0	0	0	0	0 0 0	0												
7	Stevie Clark	00:37	0-2	0-1	0-0	0 1 1	0 0	0	0	0	0	0 0 0	1												
23	Cooper Wright	00:37	0-0	0-0	0-0	0 0 0	0 0	0	0	0	0	0 0 0	0												
Team						1 0 1		0																	
<b>Totals</b>			27-66	11-33	2-3	8 27 35	11 6	67	15	8	5	0 4 1	-11												

Shooting By Period		
1 <sup>st</sup> FG%	14-34	41.2%
3PT%	8-19	42.1%
FT%	0-0	0%
2 <sup>nd</sup> FG%	13-32	40.6%
3PT%	3-14	21.4%
FT%	2-3	66.7%
GM FG%	27-66	40.9%
3PT%	11-33	33.3%
FT%	2-3	66.7%

Dead Ball Rebounds: 2.0

Technical Fouls:NONE

Kentucky - 78													Record: 9-1												
NO.	Name	Min	FG	3P	FT	Rebounds	Fouls	TP	AS	TO	ST	Blocks	+/-												
			M-A	M-A	M-A	OR DR TOT	PF FD					BS BA													
7	Andrew Carr	F 27:50	4-8	0-0	3-3	4 6 10	0 3	11	3	0	2	1 0 0	-2												
22	Amari Williams	F 22:23	6-8	0-0	3-5	4 4 8	1 3	15	2	1	0	1 0 0	-2												
00	Otega Oweh	G 30:53	6-13	2-5	1-2	0 5 5	0 2	15	4	0	1	0 0 0	17												
2	Jaxson Robinson	G 34:21	4-14	2-11	1-1	1 3 4	1 1	11	3	2	1	2 0 0	-5												
4	Koby Brea	G 32:57	6-12	5-8	0-0	1 4 5	0 0	17	0	1	0	0 0 0	9												
10	Brandon Garrison	17:37	2-6	0-0	0-2	1 4 5	2 2	4	0	2	0	2 0 0	9												
11	Travis Perry	09:22	0-4	0-3	0-0	1 0 1	1 0	0	0	0	0	0 0 0	-1												
15	Ansley Almonor	10:54	1-2	0-1	0-0	0 0 0	0 0	2	0	0	0	0 0 0	-8												
5	Collin Chandler	03:11	0-1	0-0	1-1	2 1 0	0 0	0	0	0	0	0 0 0	-7												
9	Trent Noah	10:32	1-2	1-2	0-0	0 1 1	2 1	0	0	0	0	0 0 0	0												
Team						3 2 5		0																	
<b>Totals</b>			30-70	10-31	8-13	16 30 46	6 11	78	15	6	6	4 0 1	11												

Shooting By Period		
1 <sup>st</sup> FG%	13-35	37.1%
3PT%	4-15	26.7%
FT%	8-12	66.7%
2 <sup>nd</sup> FG%	17-35	48.6%
3PT%	6-16	37.5%
FT%	0-1	0%
GM FG%	30-70	42.9%
3PT%	10-31	32.3%
FT%	8-13	61.5%

Dead Ball Rebounds: 2.0

Technical Fouls:NONE

Biggest lead		COL	UKY
		3 (2 <sup>nd</sup> 17:30)	18 (2 <sup>nd</sup> 5:21)
Best Scoring Run		11 (1 <sup>st</sup> 9:04)	17 (1 <sup>st</sup> 14:28)
Lead Changes		6	
Times Tied		0	
Time with Lead		02:56	36:29

Points from		COL	UKY
Turnovers		7	7
Paint		24	40
Second Chance		3	13
Fast Breaks		11	6
Bench		16	9

Period by Period Scoring			
	1st	2nd	TOT
COL	36	31	67
UKY	38	40	78

## GAME 11

#5/5 KENTUCKY 93, LOUISVILLE 85



Official Basketball Box Score - Final  
Louisville at Kentucky  
12/14/24 Rupp Arena, Lexington  
2024-25 Men's Basketball

Game Time: 5:15 PM  
Game Duration: 2:18  
Attendance: 20,993

Officials: Pat Adams, Job Hartness, Lee Cassell

Louisville - 85													Record: 6-5												
NO.	Name	Min	FG	3P	FT	Rebounds	Fouls	TP	AS	TO	ST														

# BOX SCORES

## GAME 13 #10/11 KENTUCKY 88, BROWN 54

Official Basketball Box Score - Final  
**Brown at Kentucky**  
10/23/24 Rupp Arena, Lexington  
2024-25 Men's Basketball

Game Time: 2:00 PM  
Game Duration: 2:04  
Attendance: 20,042

Officials: Doug Shows, Owen Shortt, Jerry Heater

Brown - 54

Record: 7-5

NO.	Name	Min	FG	3P	FT	Rebounds	Fouls	TP	AS	TO	ST	Blocks	+/-
			M-A	M-A	M-A	OR DR TOT	PF FD					BS BA	
22	Landon Lewis	F 26:44	6-12	0-0	3-5	3 3 6	3 5	15	3	3	2	1	-15
3	AJ Lesburn Jr.	G 29:11	2-4	1-3	0-1	0 5 5	1 1	5	1	2	0	0	-16
10	Kino Lilly Jr.	G 35:09	7-12	2-6	0-0	0 1 1	2 2	16	4	4	0	0	-27
13	Malcolm Wrisby-Jefferson	G 05:30	0-1	0-1	0-0	0 2 2	0 0	1	2	0	0	0	-4
21	Aaron Cooley	G 30:09	2-7	1-5	0-0	1 2 3	2 1	5	1	4	0	1	-24
4	Lyndel Erol	G 13:09	0-5	0-2	0-0	1 3 4	5 1	0	1	0	0	0	-12
2	Jeremiah Jenkins	09:57	0-0	0-0	0-0	0 1 1	0 0	0	1	1	0	0	-16
45	N'Amara Dabo	15:43	2-3	0-0	0-0	2 2 4	3 0	4	0	3	0	0	-23
25	Adrian Uchiduno	13:39	1-4	1-3	6-6	0 1 1	1 4	9	0	2	0	1	-6
23	David Rochester	10:08	0-1	0-1	0-0	0 3 3	0 1	0	0	1	0	0	-9
5	Sam Klores	05:48	0-0	0-0	0-0	0 0 0	0 0	0	0	0	0	0	-11
6	Wyatt DieCraaf	01:49	0-0	0-0	0-0	0 0 0	0 0	0	0	0	0	0	-3
14	Luke Paragon	01:49	0-0	0-0	0-0	0 0 0	0 0	0	0	0	0	0	-2
11	Jerrold Barron	01:15	0-0	0-0	0-0	0 0 0	0 0	0	0	0	0	0	-2
Team						3 2 5		0	0	0	0		
Totals		20:49	5-21	9-12	10	25 35	17 15	54	11	23	3	3	5

Shooting By Period	
1 <sup>st</sup> FG%	11-26 42.3%
3PT%	2-12 16.7%
FT%	3-4 75%
2 <sup>nd</sup> FG%	9-23 39.1%
3PT%	3-9 33.3%
FT%	6-8 75%
GM FG%	20-49 40.8%
3PT%	5-21 23.8%
FT%	9-12 75.0%

Dead Ball Rebounds: 2, 0

Technical Fouls: NONE

Kentucky - 88

Record: 11-2

NO.	Name	Min	FG	3P	FT	Rebounds	Fouls	TP	AS	TO	ST	Blocks	+/-
			M-A	M-A	M-A	OR DR TOT	PF FD					BS BA	
7	Andrew Carr	F 21:18	4-6	1-2	5-6	1 4 5	1 5	14	2	1	3	0	-22
22	Amari Williams	F 18:32	4-5	0-0	5-6	0 2 2	0 3	13	1	0	1	3	19
00	Otega Owheh	G 16:45	6-11	1-3	0-0	1 1 2	1 1	13	2	0	4	0	14
1	Lamont Butler	G 24:49	2-5	0-1	2-2	2 1 3	2 2	6	3	2	3	0	29
2	Jaxson Robinson	G 21:33	3-6	1-4	1-2	0 2 2	1 2	8	2	1	1	0	27
4	Koby Brea	23:21	4-9	2-6	3-3	1 1 2	2 1	13	0	0	2	0	18
10	Brandon Garrison	21:28	2-4	1-2	0-0	1 4 5	2 0	5	4	0	0	0	15
15	Ansel Almonor	16:53	2-5	1-4	1-2	2 2 4	0 2	6	0	1	0	0	11
11	Travis Perry	13:33	1-2	1-1	1-2	1 1 2	2 1	4	2	4	0	1	0
5	Collin Chandler	15:33	0-5	0-3	0-0	1 0 1	2 0	0	3	0	1	0	7
9	Trent Noah	04:26	2-2	2-2	0-0	0 0 0	1 0	6	0	0	0	0	1
21	Walker Horn	01:49	0-0	0-0	0-0	0 0 0	0 0	0	1	0	0	0	1
Team						0 2 2		0	0	0	0		
Totals		30:60	10-28	18-23	9	20 29	15 17	88	18	5	14	5	3

Shooting By Period	
1 <sup>st</sup> FG%	11-25 42.3%
3PT%	5-13 38.5%
FT%	12-14 85.7%
2 <sup>nd</sup> FG%	19-34 55.9%
3PT%	5-15 33.3%
FT%	6-9 66.7%
GM FG%	30-60 50.0%
3PT%	10-28 35.7%
FT%	18-23 78.3%

Dead Ball Rebounds: 1, 0

Technical Fouls: NONE

Biggest lead

2 (1<sup>st</sup> 15:02), 36 (2<sup>nd</sup> 6:24)

Best Scoring Run 5 (1<sup>st</sup> 9:45), 10 (2<sup>nd</sup> 10:19)

Lead Changes 2

Times Tied 2

Time with Lead 00:18 37:09

Points from	BWN	UKY
Turnovers	4	33
Paint	20	38
Second Chance	6	11
Fast Breaks	6	11
Bench	13	34

Period by Period Scoring	1st	2nd	TOT
BWN	27	27	54
UKY	39	49	88

## GAME 14 #10/11 KENTUCKY 106, #6/5 FLORIDA 100

Official Basketball Box Score - Final  
**Florida at Kentucky**  
01/04/25 Rupp Arena, Lexington  
2024-25 Men's Basketball

Game Time: 11:00 AM  
Game Duration: 2:18  
Attendance: 21,033

Officials: Byron Jarrett, Todd Austin, Lucas Santos

Florida - 100

Record: 13-1 (0-1)

NO.	Name	Min	FG	3P	FT	Rebounds	Fouls	TP	AS	TO	ST	Blocks	+/-
			M-A	M-A	M-A	OR DR TOT	PF FD					BS BA	
21	Alex Condon	F 32:15	2-6	0-2	3-8	3 7 10	3 5	7	3	0	0	1	-1
9	Rueben Chinyelu	C 21:20	4-4	0-0	2-2	5 3 8	3 2	10	3	1	1	2	-9
1	Walter Clayton Jr.	G 33:41	9-15	6-12	9-13	1 2 3	2 6	33	5	5	0	0	0
5	Will Richard	G 35:48	4-8	0-3	1-1	3 3 6	2 1	9	2	0	0	0	-2
15	Alijah Martin	G 36:06	9-17	5-12	3-7	0 5 5	3 4	26	1	2	2	1	-8
10	Thomas Haugh	20:55	3-4	1-2	4-4	0 1 1	4 2	11	0	0	0	0	-1
11	Demal Aberdeen	14:34	2-6	0-3	0-0	0 0 0	2 0	4	1	0	0	0	-12
4	Sam Alexis	05:21	0-0	0-0	0-0	0 0 0	1 0	0	0	0	0	0	0
Team						3 2 5		0	1	0	0	0	
Totals		33:60	12-34	22-35	15	23 38	20 20	100	16	9	3	4	-6

Shooting By Period	
1 <sup>st</sup> FG%	15-31 48.4%
3PT%	5-17 29.4%
FT%	7-12 58.3%
2 <sup>nd</sup> FG%	18-29 62.1%
3PT%	7-17 41.2%
FT%	15-23 65.2%
GM FG%	33-60 55.0%
3PT%	12-34 35.3%
FT%	22-35 62.9%

Dead Ball Rebounds: 4, 0

Technical Fouls: NONE

Kentucky - 106

Record: 12-2 (1-0)

NO.	Name	Min	FG	3P	FT	Rebounds	Fouls	TP	AS	TO	ST	Blocks	+/-
			M-A	M-A	M-A	OR DR TOT	PF FD					BS BA	
7	Andrew Carr	F 29:23	4-8	2-5	4-7	2 2 4	3 4	14	5	0	0	0	-10
22	Amari Williams	F 21:59	6-7	0-0	3-4	3 5 8	3 4	15	5	1	2	0	-2
00	Otega Owheh	G 28:00	6-10	1-1	3-3	2 2 4	2 2	16	0	1	2	0	7
1	Lamont Butler	G 32:37	6-9	1-3	6-7	0 2 2	2 5	19	8	2	3	0	-2
2	Jaxson Robinson	G 30:09	5-12	2-6	2-2	0 1 1	1 2	14	2	0	0	1	3
10	Brandon Garrison	18:05	1-2	0-0	0-1	0 3 3	5 1	2	3	1	0	0	0
4	Koby Brea	22:29	8-11	7-9	0-0	0 1 1	3 1	23	0	0	0	0	1
15	Ansel Almonor	11:56	0-3	0-3	0-0	1 2 3	0 1	0	1	0	1	0	20
11	Travis Perry	07:23	1-2	1-2	0-0	0 0 0	1 0	3	0	0	0	0	8
21	Walker Horn	00:00	0-0	0-0	0-0	0 0 0	0 0	0	0	0	0	0	0
Team						1 3 4		0	1	0	0	0	
Totals		37:64	14-29	18-24	9	21 30	20 20	106	25	6	6	2	4

Shooting By Period	
1 <sup>st</sup> FG%	21-37 56.8%
3PT%	7-16 43.8%
FT%	3-7 42.9%
2 <sup>nd</sup> FG%	16-27 59.3%
3PT%	7-13 53.8%
FT%	15-17 88.2%
GM FG%	37-64 57.8%
3PT%	14-29 48.3%
FT%	18-24 75.0%

Dead Ball Rebounds: 1, 0

Technical Fouls: NONE

Biggest lead

11 (1<sup>st</sup> 11:13), 11 (2<sup>nd</sup> 9:23)

Best Scoring Run 7 (2<sup>nd</sup> 4:16), 16 (1<sup>st</sup> 7:19)

Lead Changes 1

Times Tied 8

Time with Lead 10:50 27:40

Points from	FLA	UKY
Turnovers	4	20
Paint	38	44
Second Chance	31	12
Fast Breaks	8	17
Bench	15	28

Period by Period Scoring	1st	2nd	TOT
FLA	42	58	100
UKY	52	54	106

## GAME 15 RV/RV GEORGIA 82, #6/7 KENTUCKY 69

Official Basketball Box Score - Final  
**Kentucky at Georgia**  
01/07/25 Stegeman Coliseum, Athens  
2024-25 Men's Basketball

Game Time: 7:00 PM  
Game Duration: 2:35  
Attendance: 10,523

Officials: Don Daly, Steven Anderson, Olandis Poole

Kentucky - 69

Record: 12-3 (1-1)

NO.	Name	Min	FG	3P	FT	Rebounds	Fouls	TP	AS	TO	ST	Blocks	+/-
			M-A	M-A	M-A	OR DR TOT	PF FD					BS BA	
7	Andrew Carr	F 24:21	2-7	0-2	2-2	2 3 5	4 3	6	2	1	0	0	-5
22	Amari Williams	F 12:35	1-4	0-0	0-0	2 3 5							

# BOX SCORES

## GAME 17

# 8/9 KENTUCKY 81, #11/11 TEXAS A&M 69



Official Basketball Box Score - Final  
Texas A&M at Kentucky  
01/14/25 Rupp Arena, Lexington  
2024-25 Men's Basketball

Game Time: 7:00 PM  
Game Duration: 2:33  
Attendance: 20,459

Officials: K.B. Burdett, Byron Jarrett, Doug Simons

Record: 13-4 (3-2)

NO. Name	Min	FG M-A	3P M-A	FT M-A	Rebounds		Fouls		TP	AS	TO	ST	Blocks		+/-
					OR	DR	PF	FD					BS	BA	
9 Solomon Washington	F 24:46	1-6	1-4	1-2	4	1	5	4	2	4	0	2	1	0	-14
15 Henry Coleman III	F 18:43	1-3	0-0	0-0	0	0	0	0	0	2	0	1	1	0	-14
1 Zhuric Phelps	G 33:12	8-19	2-9	3-4	2	5	7	3	3	21	2	4	1	0	-15
2 Hayden Hefner	G 24:58	2-8	1-6	2-2	0	2	2	4	1	7	0	1	1	0	-9
35 Manny Obaseki	G 21:14	4-9	2-5	2-4	0	1	1	5	4	12	1	3	0	0	-11
0 Jace Carter	21:22	1-4	1-2	0-0	1	3	4	1	0	3	0	0	0	0	-2
10 C.J. Wilcher	10:22	0-2	0-2	0-0	0	1	1	0	0	0	0	1	0	0	-3
11 Andersson Garcia	22:55	1-2	0-1	3-5	0	1	1	3	4	5	0	0	2	2	0
21 Pharel Payne	19:56	5-5	0-0	5-8	1	2	3	3	6	15	1	1	0	0	-2
24 Jaelyn Lee	02:32	0-1	0-1	0-0	0	0	0	0	1	0	0	0	0	0	-2
Team					3	3	6	0	0	0	1	0	0	0	-12
Totals		23-59	7-30	16-25	11	19	30	23	21	69	4	12	7	3	4

Shooting By Period	
1st FG%	10-31 32.3%
3PT%	7-18 38.9%
FT%	5-9 55.6%
2nd FG%	13-28 46.4%
3PT%	0-12 0.0%
FT%	11-16 68.8%
GM FG%	23-59 39.0%
3PT%	7-30 23.3%
FT%	16-25 64.0%

Dead Ball Rebounds: 4, 1

Technical Fouls: Bench 1, 18; 14

Record: 14-3 (3-1)

NO. Name	Min	FG M-A	3P M-A	FT M-A	Rebounds		Fouls		TP	AS	TO	ST	Blocks		+/-
					OR	DR	PF	FD					BS	BA	
7 Andrew Carr	F 25:25	6-9	0-2	1-1	3	1	4	3	1	13	1	1	0	0	16
22 Amari Williams	F 22:52	3-6	0-0	2-2	3	9	12	4	5	8	4	3	1	1	2
00 Otega Oweh	G 28:27	2-5	0-0	7-10	0	2	2	3	6	11	4	1	3	1	0
1 Lamont Butler	G 29:36	0-3	0-1	6-8	0	2	2	2	4	6	7	6	3	0	8
2 Jaxson Robinson	G 33:39	8-17	5-13	1-1	7	8	2	0	22	2	0	0	1	1	20
4 Koby Brea	17:54	1-5	1-5	2-2	0	1	1	0	1	5	0	0	0	0	-4
11 Travis Perry	10:24	2-4	2-4	0-0	0	0	0	2	0	6	0	2	1	0	0
4 Koby Brea	17:54	1-5	1-5	2-2	0	1	1	0	1	5	0	0	0	0	-4
11 Travis Perry	10:24	2-4	2-4	0-0	0	0	0	2	0	6	0	2	1	0	0
4 Koby Brea	17:54	1-5	1-5	2-2	0	1	1	0	1	5	0	0	0	0	-4
11 Travis Perry	10:24	2-4	2-4	0-0	0	0	0	2	0	6	0	2	1	0	0
4 Koby Brea	17:54	1-5	1-5	2-2	0	1	1	0	1	5	0	0	0	0	-4
11 Travis Perry	10:24	2-4	2-4	0-0	0	0	0	2	0	6	0	2	1	0	0
4 Koby Brea	17:54	1-5	1-5	2-2	0	1	1	0	1	5	0	0	0	0	-4
11 Travis Perry	10:24	2-4	2-4	0-0	0	0	0	2	0	6	0	2	1	0	0
4 Koby Brea	17:54	1-5	1-5	2-2	0	1	1	0	1	5	0	0	0	0	-4
11 Travis Perry	10:24	2-4	2-4	0-0	0	0	0	2	0	6	0	2	1	0	0
4 Koby Brea	17:54	1-5	1-5	2-2	0	1	1	0	1	5	0	0	0	0	-4
11 Travis Perry	10:24	2-4	2-4	0-0	0	0	0	2	0	6	0	2	1	0	0
4 Koby Brea	17:54	1-5	1-5	2-2	0	1	1	0	1	5	0	0	0	0	-4
11 Travis Perry	10:24	2-4	2-4	0-0	0	0	0	2	0	6	0	2	1	0	0
4 Koby Brea	17:54	1-5	1-5	2-2	0	1	1	0	1	5	0	0	0	0	-4
11 Travis Perry	10:24	2-4	2-4	0-0	0	0	0	2	0	6	0	2	1	0	0
4 Koby Brea	17:54	1-5	1-5	2-2	0	1	1	0	1	5	0	0	0	0	-4
11 Travis Perry	10:24	2-4	2-4	0-0	0	0	0	2	0	6	0	2	1	0	0
4 Koby Brea	17:54	1-5	1-5	2-2	0	1	1	0	1	5	0	0	0	0	-4
11 Travis Perry	10:24	2-4	2-4	0-0	0	0	0	2	0	6	0	2	1	0	0
4 Koby Brea	17:54	1-5	1-5	2-2	0	1	1	0	1	5	0	0	0	0	-4
11 Travis Perry	10:24	2-4	2-4	0-0	0	0	0	2	0	6	0	2	1	0	0
4 Koby Brea	17:54	1-5	1-5	2-2	0	1	1	0	1	5	0	0	0	0	-4
11 Travis Perry	10:24	2-4	2-4	0-0	0	0	0	2	0	6	0	2	1	0	0
4 Koby Brea	17:54	1-5	1-5	2-2	0	1	1	0	1	5	0	0	0	0	-4
11 Travis Perry	10:24	2-4	2-4	0-0	0	0	0	2	0	6	0	2	1	0	0
4 Koby Brea	17:54	1-5	1-5	2-2	0	1	1	0	1	5	0	0	0	0	-4
11 Travis Perry	10:24	2-4	2-4	0-0	0	0	0	2	0	6	0	2	1	0	0
4 Koby Brea	17:54	1-5	1-5	2-2	0	1	1	0	1	5	0	0	0	0	-4
11 Travis Perry	10:24	2-4	2-4	0-0	0	0	0	2	0	6	0	2	1	0	0
4 Koby Brea	17:54	1-5	1-5	2-2	0	1	1	0	1	5	0	0	0	0	-4
11 Travis Perry	10:24	2-4	2-4	0-0	0	0	0	2	0	6	0	2	1	0	0
4 Koby Brea	17:54	1-5	1-5	2-2	0	1	1	0	1	5	0	0	0	0	-4
11 Travis Perry	10:24	2-4	2-4	0-0	0	0	0	2	0	6	0	2	1	0	0
4 Koby Brea	17:54	1-5	1-5	2-2	0	1	1	0	1	5	0	0	0	0	-4
11 Travis Perry	10:24	2-4	2-4	0-0	0	0	0	2	0	6	0	2	1	0	0
4 Koby Brea	17:54	1-5	1-5	2-2	0	1	1	0	1	5	0	0	0	0	-4
11 Travis Perry	10:24	2-4	2-4	0-0	0	0	0	2	0	6	0	2	1	0	0
4 Koby Brea	17:54	1-5	1-5	2-2	0	1	1	0	1	5	0	0	0	0	-4
11 Travis Perry	10:24	2-4	2-4	0-0	0	0	0	2	0	6	0	2	1	0	0
4 Koby Brea	17:54	1-5	1-5	2-2	0	1	1	0	1	5	0	0	0	0	-4
11 Travis Perry	10:24	2-4	2-4	0-0	0	0	0	2	0	6	0	2	1	0	0
4 Koby Brea	17:54	1-5	1-5	2-2	0	1	1	0	1	5	0	0	0	0	-4
11 Travis Perry	10:24	2-4	2-4	0-0	0	0	0	2	0	6	0	2	1	0	0
4 Koby Brea	17:54	1-5	1-5	2-2	0	1	1	0	1	5	0	0	0	0	-4
11 Travis Perry	10:24	2-4	2-4	0-0	0	0	0	2	0	6	0	2	1	0	0
4 Koby Brea	17:54	1-5	1-5	2-2	0	1	1	0	1	5	0	0	0	0	-4
11 Travis Perry	10:24	2-4	2-4	0-0	0	0	0	2	0	6	0	2	1	0	0
4 Koby Brea	17:54	1-5	1-5	2-2	0	1	1	0	1	5	0	0	0	0	-4
11 Travis Perry	10:24	2-4	2-4	0-0	0	0	0	2	0	6	0	2	1	0	0
4 Koby Brea	17:54	1-5	1-5	2-2	0	1	1	0	1	5	0	0	0	0	-4
11 Travis Perry	10:24	2-4	2-4	0-0	0	0	0	2	0	6	0	2	1	0	0
4 Koby Brea	17:54	1-5	1-5	2-2	0	1	1	0	1	5	0	0	0	0	-4
11 Travis Perry	10:24	2-4	2-4	0-0	0	0	0	2	0	6	0	2	1	0	0
4 Koby Brea	17:54	1-5	1-5	2-2	0	1	1	0	1	5	0	0	0	0	-4
11 Travis Perry	10:24	2-4	2-4	0-0	0	0	0	2	0	6	0	2	1	0	0
4 Koby Brea	17:54	1-5	1-5	2-2	0	1	1	0	1	5	0	0	0	0	-4
11 Travis Perry	10:24	2-4	2-4	0-0	0	0	0	2	0	6	0	2	1	0	0
4 Koby Brea	17:54	1-5	1-5	2-2	0	1	1	0	1	5	0	0	0	0	-4
11 Travis Perry	10:24	2-4	2-4	0-0	0	0	0	2	0	6	0	2	1	0	0
4 Koby Brea	17:54	1-5	1-5	2-2	0	1	1	0	1	5	0	0	0	0	-4
11 Travis Perry	10:24	2-4	2-4	0-0	0	0	0	2	0	6	0	2	1	0	0
4 Koby Brea	17:54	1-5	1-5	2-2	0	1	1	0	1	5	0	0	0	0	-4
11 Travis Perry	10:24	2-4	2-4	0-0	0	0	0	2							

# BOX SCORES

## GAME 21 ARKANSAS 89, #12/12 KENTUCKY 79



Official Basketball Box Score - Final  
**Arkansas at Kentucky**  
02/01/25 Rupp Arena, Lexington  
2024-25 Men's Basketball

Game Time: 9:00 PM  
Game Duration: 2:07  
Attendance: 21,266

Officials: Terry Oglesby, Don Daily, Vladimir Vojrad-Tadai

Arkansas - 89 Record: 13-6 (2-6)

NO. Name	Min	FG	3P	FT	Rebounds	Fouls	TP	AS	TO	ST	Blocks	+/-
		M-A	M-A	M-A	OR DR TOT	PF FD					BS BA	
3 Adou Thiero	F 34:29	5-10	1-3	10-12	2 6 8	3 7	21	0	2	3	0	15
11 Karter Knox	F 33:54	4-7	2-3	0-0	1 3 4	3 0	10	1	0	2	0	9
44 Zvonimir Ivisic	F 25:13	5-8	4-7	0-0	0 4 4	2 0	14	1	1	1	0	10
1 Johnell Davis	G 38:15	7-14	3-6	1-2	0 5 5	2 2	18	6	1	2	0	6
21 D.J. Wagner	G 37:30	7-13	2-4	1-2	0 3 3	2 1	17	8	1	0	1	5
4 Trevon Brazile	G 33:49	6-9	2-3	1-2	0 2 2	2 0	5	0	1	1	1	-4
9 Jonas Aidoo	G 09:34	0-0	0-0	0-0	0 0 0	3 0	0	0	1	1	0	-1
24 Billy Richmond III	G 10:21	2-3	0-0	0-0	0 2 2	1 0	4	1	0	1	0	10
Team					1 1 2							
<b>Totals</b>		<b>32-58</b>	<b>13-25</b>	<b>12-16</b>	<b>4 26 30</b>	<b>18 10</b>	<b>89</b>	<b>17</b>	<b>7</b>	<b>10</b>	<b>2 1 10</b>	

Shooting By Period		
1st FG%	16-33	48.5%
3PT%	9-18	50.0%
FT%	5-6	83.3%
2nd FG%	16-25	64.0%
3PT%	4-7	57.1%
FT%	7-10	70%
GM FG%	32-58	55.2%
3PT%	13-25	52.0%
FT%	12-16	75.0%

Dead Ball Rebounds: 2 1

Technical Fouls: Davis 2<sup>nd</sup> 1; Richmond III 2<sup>nd</sup> 1; 06

Kentucky - 79 Record: 15-6 (4-4)

NO. Name	Min	FG	3P	FT	Rebounds	Fouls	TP	AS	TO	ST	Blocks	+/-
		M-A	M-A	M-A	OR DR TOT	PF FD					BS BA	
15 Anselmy Almonor	F 24:33	4-6	3-5	1-1	2 1 3	2 1	12	2	0	0	0	-9
22 Amari Williams	F 25:32	9-13	0-0	4-7	3 8 11	3 7	22	3	3	1	0	-4
00 Otega Owheh	G 31:39	5-13	0-1	0-1	1 1 2	0 1	10	0	1	0	0	-16
2 Jaxson Robinson	G 33:49	6-9	4-6	4-6	0 3 3	0 3	20	2	0	0	0	-9
4 Koby Brea	G 29:22	2-8	1-6	0-0	0 4 4	1 0	5	1	2	0	0	0
10 Brandon Garrison	14:28	1-4	0-1	0-0	2 1 3	1 0	2	2	1	1	0	-14
7 Andrew Carr	15:27	1-4	1-2	0-0	0 4 4	3 2	3	1	1	0	0	-1
11 Travis Perry	08:03	1-2	1-1	0-0	0 1 1	0 0	3	0	2	0	0	-2
5 Collin Chandler	17:07	1-3	0-1	0-1	0 1 0	1 2	2	0	1	0	0	-3
Team					1 1 2							
<b>Totals</b>		<b>30-62</b>	<b>10-23</b>	<b>19-18</b>	<b>9 24 33</b>	<b>11 16</b>	<b>79</b>	<b>11</b>	<b>13</b>	<b>2</b>	<b>1 2 10</b>	

Shooting By Period		
1st FG%	17-29	58.6%
3PT%	7-10	70%
FT%	4-8	50%
2nd FG%	13-33	39.4%
3PT%	3-13	23.1%
FT%	5-10	50%
GM FG%	30-62	48.4%
3PT%	10-23	43.5%
FT%	9-18	50.0%

Dead Ball Rebounds: 5 0

Technical Fouls: Williams 2<sup>nd</sup> 1; 06

	ARK	UKY
Biggest lead	14 (2 <sup>nd</sup> 2:49)	6 (1 <sup>st</sup> 16:06)
Best Scoring Run	9 (1 <sup>st</sup> 5:47)	7 (1 <sup>st</sup> 16:06)
Lead Changes	6	
Times Tied	3	
Time with Lead	26:10	12:57

Points from	ARK	UKY
Turnovers	12	13
Paint	32	38
Second Chance	3	14
Fast Breaks	18	5
Bench	9	10

Period by Period Scoring	1st	2nd	TOT
ARK	46	43	89
UKY	45	34	79

## GAME 22 #25/RV OLE MISS 98, #14/14 KENTUCKY 84



Official Basketball Box Score - Final  
**Kentucky at Ole Miss**  
02/04/25 The Stark and John Black Pavilion at Ole Miss, Oxford, Miss.  
2024-25 Men's Basketball

Game Time: 6:00 PM  
Game Duration: 2:03  
Attendance: 9,128

Officials: Doug Shows, Steven Anderson, Byron Jarrett

Kentucky - 84 Record: 15-7 (4-5)

NO. Name	Min	FG	3P	FT	Rebounds	Fouls	TP	AS	TO	ST	Blocks	+/-
		M-A	M-A	M-A	OR DR TOT	PF FD					BS BA	
15 Anselmy Almonor	F 15:29	0-0	0-0	0-0	0 0 0	0 0	0	0	0	0	0	-20
22 Amari Williams	F 25:49	5-7	0-0	2-4	0 11 11	3 3	12	3	0	0	0	-18
00 Otega Owheh	G 32:57	8-17	2-4	6-6	1 5 6	4 3	24	1	0	0	0	-15
2 Jaxson Robinson	G 30:12	6-13	5-10	1-1	0 2 2	4 1	18	2	1	1	0	-15
4 Koby Brea	G 29:01	4-10	2-6	0-0	0 2 2	0 0	10	0	0	0	0	-13
9 Trent Noah	12:51	0-0	0-0	0-0	0 0 0	0 0	0	0	0	0	0	-2
11 Travis Perry	14:23	1-2	1-1	2-3	0 2 2	2 1	5	2	1	0	0	3
7 Andrew Carr	22:38	3-3	0-0	4-6	1 3 4	2 5	10	3	0	0	0	7
10 Brandon Garrison	14:11	2-5	0-0	1-2	1 4 5	1 1	5	3	0	0	0	4
5 Collin Chandler	02:31	0-1	0-0	0-0	0 0 0	0 0	0	0	0	0	0	-1
Team					3 2 5							
<b>Totals</b>		<b>29-58</b>	<b>10-21</b>	<b>16-22</b>	<b>6 31 37</b>	<b>16 14</b>	<b>84</b>	<b>21</b>	<b>8</b>	<b>1</b>	<b>2 4 14</b>	

Shooting By Period		
1st FG%	20-33	60.6%
3PT%	5-10	50.0%
FT%	2-4	50%
2nd FG%	17-27	63.0%
3PT%	5-11	45.5%
FT%	14-18	77.8%
GM FG%	29-58	50.0%
3PT%	10-21	47.6%
FT%	16-22	72.7%

Dead Ball Rebounds: 3 0

Technical Fouls: NONE

Ole Miss - 98 Record: 17-6 (6-4)

NO. Name	Min	FG	3P	FT	Rebounds	Fouls	TP	AS	TO	ST	Blocks	+/-
		M-A	M-A	M-A	OR DR TOT	PF FD					BS BA	
0 Malik Dia	F 23:47	6-13	2-4	2-5	0 4 4	1 5	16	0	0	1	2	11
3 Sean Padulla	G 35:04	3-7	0-4	2-2	0 3 3	2 2	8	8	1	0	0	5
5 Jaylen Murray	G 28:44	5-7	2-4	3-5	0 3 3	3 3	15	10	0	0	0	12
11 Matthew Murrell	G 35:30	8-13	6-11	2-2	1 4 5	1 1	24	3	0	1	0	19
14 Dre Davis	G 28:06	7-10	1-2	2-2	1 2 3	3 1	17	0	0	0	0	12
4 Jaemyn Brakefield	22:03	3-7	2-3	2-3	0 2 2	1 3	10	2	0	0	0	-2
7 Davon Barnes	19:09	2-4	0-1	2-2	0 2 2	1 1	6	1	0	1	0	4
8 Eduardo Klatke	03:32	0-1	0-0	0-0	0 0 0	1 0	0	0	0	0	0	1
1 Mikeal Brown-Jones	06:05	1-2	0-1	0-0	0 2 2	0 2	2	0	0	0	0	7
Team					1 4 5							
<b>Totals</b>		<b>35-64</b>	<b>13-30</b>	<b>15-21</b>	<b>3 26 29</b>	<b>14 16</b>	<b>98</b>	<b>24</b>	<b>1</b>	<b>3</b>	<b>2 1 14</b>	

Shooting By Period		
1st FG%	9-17	52.9%
3PT%	5-8	62.5%
FT%	15-31	48.4%
2nd FG%	14-33	42.4%
3PT%	4-13	30.8%
FT%	10-13	76.9%
GM FG%	35-64	54.7%
3PT%	13-30	43.3%
FT%	15-21	71.4%

Dead Ball Rebounds: 1 0

Technical Fouls: NONE

	UK	OM
Biggest lead	0 (1 <sup>st</sup> 20:00)	27 (2 <sup>nd</sup> 19:04)
Best Scoring Run	8 (2 <sup>nd</sup> 10:53)	11 (2 <sup>nd</sup> 19:37)
Lead Changes	0	
Times Tied	0	
Time with Lead	00:00	39:44

Points from	UK	OM
Turnovers	0	9
Paint	38	30
Second Chance	6	2
Fast Breaks	13	8
Bench	20	18

Period by Period Scoring	1st	2nd	TOT
UK	31	53	84
OM	54	44	98

## GAME 23 #14/14 KENTUCKY 80, SOUTH CAROLINA 57



Official Basketball Box Score - Final  
**South Carolina at Kentucky**  
02/08/25 Rupp Arena, Lexington  
2024-25 Men's Basketball

Game Time: 12:00 PM  
Game Duration: 2:11  
Attendance: 20,002

Officials: Job Hartness, Olandis Poole, Patrick Evans

South Carolina - 57 Record: 10-13 (0-10)

NO. Name	Min	FG	3P	FT	Rebounds	Fouls	TP	AS	TO	ST	Blocks	+/-
		M-A	M-A	M-A	OR DR TOT	PF FD					BS BA	
5 Nick Pringle	F 26:58	3-6	0-0	3-4	3 6 9	1 3	9	1	0	2	1	-15
30 Collin Murray-Boyles	F 28:56	5-13	1-2	3-5	1 7 8	3 6	14	1	1	0	1	-4
1 Jacobi Wright	G 23:07	4-8	1-4	3-4	0 1 1	1 1	12	1	1	0	0	-10
2 Zachary Davis	G 33:00	3-8	1-2	0-0	2 4 6	0 0	7	1	0	0	0	-19
6 Jamarri Thomas	G 25:56	3-12	1-6	4-6	0 3 3	4 6	11	2	2	1	0	-20
15 Morris Ugusok	22:44	0-4	0-3	0-0	1 0 1	0 0	0	1	1	0	0	-18
21 Arden Conyers	05:51	0-2	0-2	0-0	0 0 0	0 0	0	0	0	0	0	-3
0 Jordan Butler	08:58	0-1	0-1	0-2	0 0 0	1 1	0	0	1	0	0	-13
23 Cam Scott	18:41	1-4	0-2	2-2	0 1 1	2 1	4	0	1	0	0	-7
31 Benjamin Bosmans-Verdonk	05:49	0-0	0-0	0-0	1 1 2	2 1	0	0	0	0	0	-6
Team					1 3 4							
<b>Totals</b>		<b>19-58</b>	<b>4-22</b>	<b>15-23</b>	<b>9 26 35</b>	<b>14 19</b>	<b>57</b>	<b>7</b>	<b>9</b>	<b>4</b>	<b>2 4 23</b>	

|--|--|--|

# BOX SCORES

## GAME 25 TEXAS 82, #15/18 KENTUCKY 78

## GAME 26 VANDERBILT AT KENTUCKY



Official Basketball Box Score - Final  
**Kentucky at Texas**  
02/15/25 Moody Center, Austin  
2024-25 Men's Basketball

Game Time: 7:00 PM  
Game Duration: 2:26  
Attendance: 11,060

Officials: Doug Shows, Keith Kimble, Todd Austin

Kentucky - 78 **Record: 17-8 (6-6)**

NO.	Name	Min	FG		3P		FT		Rebounds			Fouls		TP	AS	TO	ST	Blocks		+/-		
			M-A	M-A	M-A	M-A	OR	DR	TOT	PF	FD	BS	BA									
15	Anslley Almonor	F 23:10	3-5	1-3	4-4	1	2	3	1	2	11	1	0	0	0	0	0	0	0	0	-5	
22	Amsari Williams	F 26:28	6-10	1-2	5-11	6	6	12	2	8	18	3	3	1	1	1	1	1	1	1	-2	
00	Otega Owah	G 32:21	9-18	1-5	3-5	3	2	5	3	5	20	0	3	2	1	4	2	1	4	2	-2	
4	Koby Brea	G 34:35	0-6	0-4	4-4	1	3	4	3	4	4	0	0	0	3	0	0	0	0	0	-5	
11	Travis Perry	G 27:47	2-8	2-5	0-0	1	1	2	3	0	6	3	3	1	0	1	0	0	0	0	0	
7	Andrew Carr	16:20	2-5	0-2	2-2	0	1	1	5	2	6	0	2	1	0	0	0	0	0	0	0	
9	Trent Noah	21:24	2-4	1-2	2-2	4	2	6	4	1	7	1	1	0	0	0	0	0	0	0	1	
10	Brandon Garrison	13:32	3-5	0-0	0-0	1	3	4	1	0	6	2	2	2	0	0	0	0	0	0	-2	
5	Collin Chandler	04:24	0-1	0-1	0-0	0	0	0	1	0	0	0	0	0	1	1	0	0	0	0	-5	
Team						1 2 3			0			0										
<b>Totals</b>			26-62	6-24	20-28	18	22	40	23	22	78	10	15	9	2	6	4					

**Shooting By Period**

1st	FG%	15-33	45.5%
3PT%	3-13	23.1%	
FT%	8-11	72.7%	
2nd	FG%	11-29	37.9%
3PT%	3-11	27.3%	
FT%	12-17	70.6%	
GM	FG%	26-62	41.9%
3PT%	6-24	25.0%	
FT%	20-28	71.4%	

Dead Ball Rebounds: 0, 0

Texas - 82 **Record: 16-10 (5-8)**

NO.	Name	Min	FG		3P		FT		Rebounds			Fouls		TP	AS	TO	ST	Blocks		+/-		
			M-A	M-A	M-A	M-A	OR	DR	TOT	PF	FD	BS	BA									
5	Kadin Shedrick	F 31:11	2-2	0-0	1-2	2	3	5	3	3	5	0	2	2	2	0	11					
25	Jayson Kent	F 29:14	3-4	0-1	0-1	4	4	8	4	5	6	1	1	1	1	0	4					
1	Julian Larry	G 19:01	0-4	0-2	0-0	1	1	2	2	0	0	3	2	0	0	1	-10					
12	Tramon Mark	G 33:16	9-14	3-5	5-6	0	1	1	4	4	26	2	2	2	2	0	0					
20	Tre Johnson	G 36:16	11-26	1-8	9-10	5	4	9	1	7	32	3	3	3	1	0	1	6				
0	Jordan Pope	25:26	2-10	1-7	4-4	0	3	3	2	3	9	3	0	3	0	0	19					
21	Ze'nik Onyema	11:54	2-3	0-0	0-0	0	5	5	4	1	4	0	0	1	0	1	0	0	0	0	-1	
10	Nic Codie	01:11	0-0	0-0	0-0	0	0	0	0	0	0	0	0	0	0	0	0	0	0	0	0	
22	Devon Pryor	12:31	0-1	0-0	0-0	2	1	3	2	0	0	0	0	1	0	0	0	0	0	0	-9	
Team						1 4 5			0			12		1								
<b>Totals</b>			29-64	5-23	19-23	15	26	41	22	23	82	12	13	9	6	2	4					

**Shooting By Period**

1st	FG%	16-36	44.4%
3PT%	3-14	21.4%	
FT%	2-2	100%	
2nd	FG%	13-28	46.4%
3PT%	2-9	22.2%	
FT%	17-21	81%	
GM	FG%	29-64	45.3%
3PT%	5-23	21.7%	
FT%	19-23	82.6%	

Dead Ball Rebounds: 2, 0

**Technical Fouls: NONE**

	UK	TEXAS
Biggest lead	7 (1st 16:34)	8 (2nd 0:34)
Best Scoring Run	7 (1st 16:34)	11 (2nd 0:34)
Lead Changes	7	
Times Tied	9	
Time with Lead	22:46	13:12

Points from	UK	TEXAS
Turnovers	12	21
Paint	34	38
Second Chance	14	11
Fast Breaks	10	16
Bench	19	13

Period by Period Scoring	1st		TOT
	UK	TEXAS	
UK	41	37	78
TEXAS	37	45	82

## GAME 27 KENTUCKY AT ALABAMA

## GAME 28 KENTUCKY AT OKLAHOMA



## 2024-25 Kentucky Men's Basketball Combined Team Statistics All games

### Game Records

Record	Overall	Home	Away	Neutral
ALL GAMES	17-8	13-2	2-5	2-1
CONFERENCE	6-6	4-2	2-4	0-0
NON-CONFERENCE	11-2	9-0	0-1	2-1

### Score by Periods

Team	1st	2nd	OT	TOT
Kentucky	992	1145	11	2148
Opponents	920	977	10	1907

### Team Box Score

No.	Player	Total			3-Point			F-Throw		Rebounds				Other								
		GP-GS	MIN	AVG	FG-FGA	FG%	3FG-3FGA	3FG%	FT-FTA	FT%	OFF	DEF	TOT	AVG	PF	DQ	A	TO	BLK	STL	PTS	AVG
00	OWEH, Otega	25-25	711:42	28.5	140-287	.488	20-60	.333	101-133	.759	29	86	115	4.6	58	1	39	29	13	37	401	16.0
2	ROBINSON, Jaxson	23-23	661:55	28.8	108-250	.432	61-160	.381	29-38	.763	15	69	84	3.7	43	1	40	22	11	12	306	13.3
1	BUTLER, Lamont	19-19	498:20	26.2	82-161	.509	20-52	.385	54-78	.692	16	38	54	2.8	49	2	88	38	5	34	238	12.5
22	WILLIAMS, Amari	25-25	543:27	21.7	97-168	.577	1-3	.333	68-110	.618	55	166	221	8.8	55	1	74	59	32	10	263	10.5
4	BREA, Koby	25-6	633:27	25.3	91-199	.457	63-143	.441	18-21	.857	8	70	78	3.1	36	0	26	9	10	12	263	10.5
7	CARR, Andrew	24-18	557:25	23.2	78-148	.527	11-39	.282	60-75	.800	38	76	114	4.8	51	1	46	20	13	12	227	9.5
15	ALMONOR, Ansley	25-7	398:44	15.9	49-94	.521	32-73	.438	27-30	.900	16	31	47	1.9	34	0	11	7	2	5	157	6.3
10	GARRISON, Brandon	24-0	423:18	17.6	61-115	.530	7-23	.304	13-24	.542	31	73	104	4.3	47	1	52	29	15	14	142	5.9
77	KRIISA, Kerr	9-1	156:58	17.4	12-43	.279	10-38	.263	6-7	.857	6	16	22	2.4	10	0	34	9	2	4	40	4.4
9	NOAH, Trent	13-0	121:10	9.3	14-25	.560	10-19	.526	4-4	1.000	9	12	21	1.6	14	0	4	4	1	2	42	3.2
11	PERRY, Travis	22-1	169:14	7.7	15-43	.349	12-30	.400	5-7	.714	6	10	16	0.7	20	0	10	12	1	4	47	2.1
5	CHANDLER, Collin	19-0	145:37	7.7	8-30	.267	3-20	.150	3-4	.750	3	7	10	0.5	14	0	10	11	1	10	22	1.2
21	HORN, Walker	3-0	03:45	1.3	0-0	.000	0-0	.000	0-0	.000	0	0	0	0.0	0	0	1	0	0	0	0	0.0
Team											35	70	105					14				
<b>Total</b>		<b>25</b>	<b>5025</b>		<b>755-1563</b>	<b>.483</b>	<b>250-660</b>	<b>.379</b>	<b>388-531</b>	<b>.731</b>	<b>267</b>	<b>724</b>	<b>991</b>	<b>39.6</b>	<b>431</b>	<b>7</b>	<b>435</b>	<b>263</b>	<b>106</b>	<b>156</b>	<b>2148</b>	<b>85.9</b>
<b>Opponents</b>		<b>25</b>	<b>5025</b>		<b>675-1592</b>	<b>.424</b>	<b>205-697</b>	<b>.294</b>	<b>352-493</b>	<b>.714</b>	<b>267</b>	<b>625</b>	<b>892</b>	<b>35.7</b>	<b>433</b>	<b>9</b>	<b>322</b>	<b>245</b>	<b>74</b>	<b>146</b>	<b>1907</b>	<b>76.3</b>

### Team Statistics

	UK	OPP
<b>Scoring</b>	<b>2148</b>	<b>1907</b>
Points per game	85.9	76.3
Scoring margin	+9.6	-
<b>Field goals-att</b>	<b>755-1563</b>	<b>675-1592</b>
Field goal pct	.483	.424
<b>3 point fg-att</b>	<b>250-660</b>	<b>205-697</b>
3-point FG pct	.379	.294
3-pt FG made per game	10.0	8.2
<b>Free throws-att</b>	<b>388-531</b>	<b>352-493</b>
Free throw pct	.731	.714
F-Throws made per game	15.5	14.1
<b>Rebounds</b>	<b>991</b>	<b>892</b>
Rebounds per game	39.6	35.7
Rebounding margin	+4.0	-
<b>Assists</b>	<b>435</b>	<b>322</b>
Assists per game	17.4	12.9
<b>Turnovers</b>	<b>263</b>	<b>245</b>
Turnovers per game	10.5	9.8
Turnover margin	-0.7	-
Assist/turnover ratio	1.7	1.3
<b>Steals</b>	<b>156</b>	<b>146</b>
Steals per game	6.2	5.8
<b>Blocks</b>	<b>106</b>	<b>74</b>
Blocks per game	4.2	3.0
<b>Winning streak</b>	<b>0</b>	<b>-</b>
Home win streak	2	-
<b>Attendance</b>	<b>303287</b>	<b>85850</b>
Home games-Avg/Game	15-20219	7-12264
Neutral site-Avg/Game	-	3-17922

### Team Results

Date	Opponent	Score	Att.
11/04/2024	Wright St.	W 103-62	19635
11/09/2024	Bucknell	W 100-72	20048
11/12/2024	vs Duke	W 77-72	16107
11/19/2024	Lipscomb	W 97-68	19314
11/22/2024	Jackson St.	W 108-59	19961
11/26/2024	Western Ky.	W 87-68	20049
11/29/2024	Georgia St.	W 105-76	19914
12/03/2024	at Clemson	L 66-70	9000
12/07/2024	vs Gonzaga	Wot 90-89	17846
12/11/2024	Colgate	W 78-67	19646
12/14/2024	Louisville	W 93-85	21093
12/21/2024	vs Ohio St.	L 65-85	19812
12/31/2024	Brown	W 88-54	20042
01/04/2025	Florida	W 106-100	21093
01/07/2025	at Georgia	L 69-82	10523
01/11/2025	at Mississippi St.	W 95-90	9551
01/14/2025	Texas A&M	W 81-69	20039
01/18/2025	Alabama	L 97-102	21108
01/25/2025	at Vanderbilt	L 69-74	14316
01/28/2025	at Tennessee	W 78-73	22272
02/01/2025	Arkansas	L 79-89	21266
02/04/2025	at Ole Miss	L 84-98	9128
02/08/2025	South Carolina	W 80-57	20003
02/11/2025	Tennessee	W 75-64	20076
02/15/2025	at Texas	L 78-82	11060



## 2024-25 Kentucky Men's Basketball Combined Team Statistics In Conference games

### Game Records

Record	Overall	Home	Away	Neutral
ALL GAMES	6-6	4-2	2-4	0-0
CONFERENCE	6-6	4-2	2-4	0-0
NON-CONFERENCE	0-0	0-0	0-0	0-0

### Score by Periods

Team	1st	2nd	OT	TOT
Kentucky	455	536	0	991
Opponents	468	512	0	980

### Team Box Score

No.	Player				Total			3-Point			F-Throw		Rebounds											
		GP-GS	MIN	AVG	FG-FGA	FG%	3FG-3FGA	3FG%	FT-FTA	FT%	OFF	DEF	TOT	AVG	PF	DQ	A	TO	BLK	STL	PTS	AVG		
00	OWEH, Otega	12-12	373:23	31.1	68-145	.469	7-24	.292	51-71	.718	17	51	68	5.7	29	1	17	20	9	17	194	16.2		
2	ROBINSON, Jaxson	10-10	295:29	29.5	51-110	.464	36-76	.474	13-18	.722	5	27	32	3.2	19	0	17	9	3	2	151	15.1		
1	BUTLER, Lamont	8-8	234:34	29.3	31-70	.443	7-21	.333	23-31	.742	3	17	20	2.5	18	1	43	19	3	17	92	11.5		
22	WILLIAMS, Amari	12-12	276:51	23.1	50-85	.588	1-3	.333	31-52	.596	29	82	111	9.3	37	1	45	34	10	4	132	11.0		
4	BREA, Koby	12-5	318:24	26.5	36-90	.400	25-66	.379	11-13	.846	4	29	33	2.8	15	0	13	4	5	10	108	9.0		
15	ALMONOR, Ansley	12-7	239:59	20.0	27-47	.574	21-41	.512	15-15	1.000	6	17	23	1.9	21	0	8	4	0	1	90	7.5		
7	CARR, Andrew	11-5	207:44	18.9	27-56	.482	5-19	.263	21-26	.808	11	23	34	3.1	30	1	12	9	2	2	80	7.3		
10	GARRISON, Brandon	12-0	203:59	17.0	33-57	.579	5-14	.357	5-11	.455	12	31	43	3.6	22	1	22	15	7	4	76	6.3		
9	NOAH, Trent	6-0	87:03	14.5	10-17	.588	6-11	.545	4-4	1.000	9	9	18	3.0	11	0	3	2	0	1	30	5.0		
11	PERRY, Travis	12-1	113:20	9.4	12-29	.414	10-22	.455	2-3	.667	2	7	9	0.8	15	0	9	10	1	2	36	3.0		
5	CHANDLER, Collin	8-0	49:15	6.2	1-8	.125	0-5	.000	0-1	.000	1	1	2	0.3	4	0	3	5	0	2	2	0.3		
Team											17	31	48					10						
<b>Total</b>		<b>12</b>	<b>2400</b>		<b>346-714</b>	<b>.485</b>	<b>123-302</b>	<b>.407</b>	<b>176-245</b>	<b>.718</b>	<b>116</b>	<b>325</b>	<b>441</b>	<b>36.8</b>	<b>221</b>	<b>5</b>	<b>192</b>	<b>141</b>	<b>40</b>	<b>62</b>	<b>991</b>	<b>82.6</b>		
<b>Opponents</b>		<b>12</b>	<b>2400</b>		<b>333-748</b>	<b>.445</b>	<b>112-357</b>	<b>.314</b>	<b>202-280</b>	<b>.721</b>	<b>131</b>	<b>292</b>	<b>423</b>	<b>35.3</b>	<b>211</b>	<b>3</b>	<b>168</b>	<b>101</b>	<b>41</b>	<b>79</b>	<b>980</b>	<b>81.7</b>		

### Team Statistics

	UK	OPP
<b>Scoring</b>	<b>991</b>	<b>980</b>
Points per game	82.6	81.7
Scoring margin	+0.9	-
<b>Field goals-att</b>	<b>346-714</b>	<b>333-748</b>
Field goal pct	.485	.445
<b>3 point fg-att</b>	<b>123-302</b>	<b>112-357</b>
3-point FG pct	.407	.314
3-pt FG made per game	10.3	9.3
<b>Free throws-att</b>	<b>176-245</b>	<b>202-280</b>
Free throw pct	.718	.721
F-Throws made per game	14.7	16.8
<b>Rebounds</b>	<b>441</b>	<b>423</b>
Rebounds per game	36.8	35.3
Rebounding margin	+1.5	-
<b>Assists</b>	<b>192</b>	<b>168</b>
Assists per game	16.0	14.0
<b>Turnovers</b>	<b>141</b>	<b>101</b>
Turnovers per game	11.8	8.4
Turnover margin	-3.3	-
Assist/turnover ratio	1.4	1.7
<b>Steals</b>	<b>62</b>	<b>79</b>
Steals per game	5.2	6.6
<b>Blocks</b>	<b>40</b>	<b>41</b>
Blocks per game	3.3	3.4
<b>Winning streak</b>	<b>0</b>	<b>-</b>
Home win streak	2	-
<b>Attendance</b>	<b>123585</b>	<b>76850</b>
Home games-Avg/Game	6-20598	6-12808
Neutral site-Avg/Game	-	0-0

### Team Results

Date	Opponent		Score	Att.
01/04/2025	Florida	W	106-100	21093
01/07/2025	at Georgia	L	69-82	10523
01/11/2025	at Mississippi St.	W	95-90	9551
01/14/2025	Texas A&M	W	81-69	20039
01/18/2025	Alabama	L	97-102	21108
01/25/2025	at Vanderbilt	L	69-74	14316
01/28/2025	at Tennessee	W	78-73	22272
02/01/2025	Arkansas	L	79-89	21266
02/04/2025	at Ole Miss	L	84-98	9128
02/08/2025	South Carolina	W	80-57	20003
02/11/2025	Tennessee	W	75-64	20076
02/15/2025	at Texas	L	78-82	11060



**2024-25 Kentucky Men's Basketball  
Team Game-by-Game  
All games**

Opponent	Date	Score	W/L	Total		3-Pointers		Free throws		Rebounds				PF	A	TO	BLK	STL	PTS	AVG
				FG-FGA	PCT	3FG-3FGA	PCT	FT-FTA	PCT	OFF	DEF	TOT	AVG							
Wright St.	11/04/2024	103-62	W	39-65	.600	11-24	.458	14-19	.737	7	34	41	41.0	14	30	7	4	11	103	103.0
Bucknell	11/09/2024	100-72	W	38-79	.481	13-36	.361	11-16	.688	22	35	57	49.0	13	23	15	6	9	100	101.5
vs Duke	11/12/2024	77-72	W	25-63	.397	10-25	.400	17-24	.708	10	33	43	47.0	18	17	11	8	4	77	93.3
Lipscomb	11/19/2024	97-68	W	34-62	.548	12-25	.480	17-21	.810	9	34	43	46.0	14	10	8	6	3	97	94.3
Jackson St.	11/22/2024	108-59	W	41-71	.577	17-39	.436	9-10	.900	4	37	41	45.0	11	29	10	9	13	108	97.0
Western Ky.	11/26/2024	87-68	W	25-62	.403	8-29	.276	29-42	.690	16	38	54	46.5	20	16	11	7	5	87	95.3
Georgia St.	11/29/2024	105-76	W	40-67	.597	7-26	.269	18-22	.818	7	29	36	45.0	20	23	9	2	10	105	96.7
at Clemson	12/03/2024	66-70	L	24-63	.381	7-27	.259	11-18	.611	15	29	44	44.9	20	11	12	6	6	66	92.9
vs Gonzaga	12/07/2024	90-89	Wot	34-75	.453	7-25	.280	15-18	.833	16	27	43	44.7	21	17	7	4	1	90	92.6
Colgate	12/11/2024	78-67	W	30-70	.429	10-31	.323	8-13	.615	16	30	46	44.8	6	15	6	4	6	78	91.1
Louisville	12/14/2024	93-85	W	32-55	.582	11-21	.524	18-28	.643	7	34	41	44.5	18	23	11	2	6	93	91.3
vs Ohio St.	12/21/2024	65-85	L	17-57	.298	4-22	.182	27-32	.844	13	19	32	43.4	20	11	10	3	6	65	89.1
Brown	12/31/2024	88-54	W	30-60	.500	10-28	.357	18-23	.783	9	20	29	42.3	15	18	5	5	14	88	89.0
Florida	01/04/2025	106-100	W	37-64	.578	14-29	.483	18-24	.750	9	21	30	41.4	20	25	6	2	6	106	90.2
at Georgia	01/07/2025	69-82	L	24-64	.375	6-25	.240	15-19	.789	12	22	34	40.9	25	8	14	5	10	69	88.8
at Mississippi St.	01/11/2025	95-90	W	34-61	.557	16-32	.500	11-19	.579	9	32	41	40.9	18	21	13	2	3	95	89.2
Texas A&M	01/14/2025	81-69	W	24-52	.462	9-27	.333	24-31	.774	12	28	40	40.9	22	19	17	4	9	81	88.7
Alabama	01/18/2025	97-102	L	35-73	.479	11-27	.407	16-20	.800	13	25	38	40.7	25	20	8	8	6	97	89.2
at Vanderbilt	01/25/2025	69-74	L	26-54	.481	9-23	.391	8-13	.615	10	33	43	40.8	10	11	17	4	4	69	88.1
at Tennessee	01/28/2025	78-73	W	25-50	.500	12-24	.500	16-24	.667	8	30	38	40.7	17	14	13	3	3	78	87.6
Arkansas	02/01/2025	79-89	L	30-62	.484	10-23	.435	9-18	.500	9	24	33	40.3	11	11	13	1	2	79	87.2
at Ole Miss	02/04/2025	84-98	L	29-58	.500	10-21	.476	16-22	.727	6	31	37	40.2	16	21	8	1	1	84	87.0
South Carolina	02/08/2025	80-57	W	30-62	.484	8-23	.348	12-13	.923	7	34	41	40.2	20	19	9	4	4	80	86.7
Tennessee	02/11/2025	75-64	W	26-52	.500	12-24	.500	11-14	.786	3	23	26	39.6	14	13	8	4	5	75	86.3
at Texas	02/15/2025	78-82	L	26-62	.419	6-24	.250	20-28	.714	18	22	40	39.6	23	10	15	2	9	78	85.9
<b>Total</b>		<b>2148</b>		<b>755-1563</b>	<b>.483</b>	<b>250-660</b>	<b>.379</b>	<b>388-531</b>	<b>.731</b>	<b>267</b>	<b>724</b>	<b>991</b>	<b>39.6</b>	<b>431</b>	<b>435</b>	<b>263</b>	<b>106</b>	<b>156</b>	<b>2148</b>	<b>85.9</b>
Opponents		1907		675-1592	.424	205-697	.294	352-493	.714	267	625	892	35.7	433	322	245	74	146	1907	76.3

**Kentucky Averages**

Games Played	Points/game	FG Pct	3FG Pct	FT Pct	Rebounds/game	Assists/game	Turnovers/game	Assist/Turnover ratio	Steals/game	Blocks/game
25	85.9	48.3	37.9	73.1	39.6	17.4	10.5	1.7	6.2	4.2



**2024-25 Kentucky Men's Basketball  
Opponents Game-by-Game  
All games**

Opponent	Date	Score		Total		3-Pointers		Free throws		Rebounds											
				FG-FGA	PCT	3FG-3FGA	PCT	FT-FTA	PCT	OFF	DEF	TOT	AVG	PF	A	TO	BLK	STL	PTS	AVG	
Wright St.	11/04/2024	103-62	W	24-68	.353	5-27	.185	9-12	.750	11	21	32	32.0	12	8	12	1	4	62	62.0	
Bucknell	11/09/2024	100-72	W	29-73	.397	12-33	.364	2-6	.333	12	23	35	33.5	14	18	14	1	8	72	67.0	
vs Duke	11/12/2024	77-72	W	28-71	.394	4-24	.167	12-17	.706	11	33	44	37.0	19	12	7	6	6	72	68.7	
Lipscomb	11/19/2024	97-68	W	26-67	.388	5-29	.172	11-12	.917	7	21	28	34.8	14	13	6	1	4	68	68.5	
Jackson St.	11/22/2024	108-59	W	23-69	.333	4-21	.190	9-18	.500	13	27	40	35.8	10	6	17	3	5	59	66.6	
Western Ky.	11/26/2024	87-68	W	21-66	.318	4-26	.154	22-29	.759	12	29	41	36.7	29	7	11	3	7	68	66.8	
Georgia St.	11/29/2024	105-76	W	26-56	.464	11-21	.524	13-20	.650	5	22	27	35.3	24	14	18	1	6	76	68.1	
at Clemson	12/03/2024	66-70	L	24-65	.369	8-25	.320	14-19	.737	15	29	44	36.4	15	13	8	9	6	70	68.4	
vs Gonzaga	12/07/2024	90-89	Wot	33-71	.465	6-27	.222	17-24	.708	15	27	42	37.0	15	17	6	2	2	89	70.7	
Colgate	12/11/2024	78-67	W	27-66	.409	11-33	.333	2-3	.667	8	27	35	36.8	11	15	8	0	5	67	70.3	
Louisville	12/14/2024	93-85	W	31-70	.443	14-39	.359	9-14	.643	10	21	31	36.3	20	8	7	0	3	85	71.6	
vs Ohio St.	12/21/2024	65-85	L	30-53	.566	4-14	.286	21-27	.778	7	28	35	36.2	22	12	7	3	8	85	72.8	
Brown	12/31/2024	88-54	W	20-49	.408	5-21	.238	9-12	.750	10	25	35	36.1	17	11	23	3	3	54	71.3	
Florida	01/04/2025	106-100	W	33-60	.550	12-33	.364	22-35	.629	15	23	38	36.2	20	16	9	4	3	100	73.4	
at Georgia	01/07/2025	69-82	L	23-55	.418	7-24	.292	29-38	.763	13	28	41	36.5	20	9	15	4	7	82	73.9	
at Mississippi St.	01/11/2025	95-90	W	32-71	.451	12-40	.300	14-18	.778	11	22	33	36.3	16	13	6	6	9	90	74.9	
Texas A&M	01/14/2025	81-69	W	23-59	.390	7-30	.233	16-25	.640	11	19	30	35.9	23	4	12	3	7	69	74.6	
Alabama	01/18/2025	97-102	L	30-67	.448	13-34	.382	29-34	.853	15	27	42	36.3	21	20	10	3	3	102	76.1	
at Vanderbilt	01/25/2025	69-74	L	29-66	.439	12-33	.364	4-11	.364	9	21	30	35.9	9	21	5	3	10	74	76.0	
at Tennessee	01/28/2025	78-73	W	25-72	.347	11-45	.244	12-17	.706	18	23	41	36.2	18	14	5	4	8	73	75.9	
Arkansas	02/01/2025	79-89	L	32-58	.552	13-25	.520	12-16	.750	4	26	30	35.9	18	17	7	2	10	89	76.5	
at Ole Miss	02/04/2025	84-98	L	35-64	.547	13-30	.433	15-21	.714	3	26	29	35.6	14	24	1	2	3	98	77.5	
South Carolina	02/08/2025	80-57	W	19-58	.328	4-22	.182	15-23	.652	9	26	35	35.6	14	7	9	2	4	57	76.6	
Tennessee	02/11/2025	75-64	W	23-54	.426	3-18	.167	15-19	.789	8	25	33	35.5	16	11	9	2	6	64	76.0	
at Texas	02/15/2025	78-82	L	29-64	.453	5-23	.217	19-23	.826	15	26	41	35.7	22	12	13	6	9	82	76.3	
<b>Total</b>		<b>1907</b>		<b>675-1592</b>	<b>.424</b>	<b>205-697</b>	<b>.294</b>	<b>352-493</b>	<b>.714</b>	<b>267</b>	<b>625</b>	<b>892</b>	<b>35.7</b>	<b>433</b>	<b>322</b>	<b>245</b>	<b>74</b>	<b>146</b>	<b>1907</b>	<b>76.3</b>	
Kentucky		2148		755-1563	.483	250-660	.379	388-531	.731	267	724	991	39.6	431	435	263	106	156	2148	85.9	

**Opponents Averages**

Games Played	Points/game	FG Pct	3FG Pct	FT Pct	Rebounds/game	Assists/game	Turnovers/game	Assist/Turnover ratio	Steals/game	Blocks/game
25	76.3	42.4	29.4	71.4	35.7	12.9	9.8	1.3	5.8	3.0