

VANDERBILT BASEBALL

2014 NATIONAL CHAMPIONS ★ 2019 NATIONAL CHAMPIONS

2025 Schedule and Results

OVERALL: 4-1 | SEC: 0-0 | H: 2-0 | A: 1-0 | N: 1-1

FEBRUARY (4-1)		All Times CT	
14	at Grand Canyon [#]	W, 4-3	Phoenix, Ariz.
15	vs. #24 Nebraska [#]	L, 4-6	Phoenix, Ariz.
16	vs. UC Irvine [#]	W, 9-8	Phoenix, Ariz.
17	Air Force	W, 3-1	Hawkins Field
18	Air Force	W, 5-2	Hawkins Field
21	Saint Mary's (Calif.)	2 p.m.	Hawkins Field
22	Saint Mary's (Calif.)	1 p.m.	Hawkins Field
23	Saint Mary's (Calif.)	Noon	Hawkins Field
25	Tennessee Tech	4:30 p.m.	Hawkins Field
28	at UCLA [@]	7 p.m.	Los Angeles, Calif.

MARCH (0-0)			
1	at USC [@]	4 p.m.	Irvine, Calif.
2	vs. UConn [@]	1 p.m.	Los Angeles, Calif.
4	Evansville	4:30 p.m.	Hawkins Field
5	St. Bonaventure	4:30 p.m.	Hawkins Field
7	Xavier	4:30 p.m.	Hawkins Field
8	Xavier	2 p.m.	Hawkins Field
9	Xavier	1 p.m.	Hawkins Field
11	Valparaiso	4:30 p.m.	Hawkins Field
14	at Auburn [*]	6 p.m.	Auburn, Ala.
15	at Auburn [*]	6 p.m.	Auburn, Ala.
16	at Auburn [*]	2 p.m.	Auburn, Ala.
18	Belmont	6 p.m.	Hawkins Field
20	#1 Texas A&M [*]	6 p.m.	Hawkins Field
21	#1 Texas A&M [*]	6 p.m.	Hawkins Field
22	#1 Texas A&M [*]	2 p.m.	Hawkins Field
25	Eastern Kentucky	6 p.m.	Hawkins Field
28	#5 Arkansas [*]	7 p.m.	Hawkins Field
29	#5 Arkansas [*]	2 p.m.	Hawkins Field
30	#5 Arkansas [*]	1 p.m.	Hawkins Field

APRIL (0-0)			
1	Western Kentucky	6 p.m.	Hawkins Field
4	at #10 Florida [*]	5:30 p.m.	Gainesville, Fla.
5	at #10 Florida [*]	3 p.m.	Gainesville, Fla.
6	at #10 Florida [*]	11 a.m.	Gainesville, Fla.
8	Dayton	6 p.m.	Hawkins Field
11	at Oklahoma [*]	7 p.m.	Norman, Okla.
12	at Oklahoma [*]	4 p.m.	Norman, Okla.
13	at Oklahoma [*]	2 p.m.	Norman, Okla.
15	Lipscomb	6 p.m.	Hawkins Field
17	#8 Georgia [*]	6 p.m.	Hawkins Field
18	#8 Georgia [*]	6 p.m.	Hawkins Field
19	#8 Georgia [*]	2 p.m.	Hawkins Field
22	Middle Tennessee	6 p.m.	Hawkins Field
25	at Ole Miss [*]	6:30 p.m.	Oxford, Miss.
26	at Ole Miss [*]	5 p.m.	Oxford, Miss.
27	at Ole Miss [*]	1:30 p.m.	Oxford, Miss.
29	Indiana State	6 p.m.	Hawkins Field

MAY (0-0)			
2	Alabama [*]	6 p.m.	Hawkins Field
3	Alabama [*]	2 p.m.	Hawkins Field
4	Alabama [*]	3 p.m.	Hawkins Field
6	at Louisville	5 p.m.	Louisville, Ky.
9	at #4 Tennessee [*]	4:30 p.m.	Knoxville, Tenn.
10	at #4 Tennessee [*]	4 p.m.	Knoxville, Tenn.
11	at #4 Tennessee [*]	2 p.m.	Knoxville, Tenn.
15	Kentucky [*]	6 p.m.	Hawkins Field
16	Kentucky [*]	6 p.m.	Hawkins Field
17	Kentucky [*]	2 p.m.	Hawkins Field
20-25	SEC Tournament [^]	TBA	Hoover, Ala.

[#] MLB Desert Invite - Phoenix, Ariz.

[@] Southern California College Baseball Classic

^{*} Southeastern Conference game

[^] - SEC Tournament - Hoover, Ala.

Rankings represent D1Baseball.com's poll at time of the contest

Vanderbilt Athletic Communications • 2601 Jess Neely Dr. Nashville, TN 37212

Baseball Contact: Will Owens • Cell: 502.718.2525 • Email: will.owens@vanderbilt.edu

UCommodores.com • Twitter: @VandyBoys

Games 6-8

#15 Vanderbilt Commodores (4-1, 0-0 SEC) vs. Saint Mary's Gaels (4-1, 0-0 WCC)

Game 1: Friday, Feb. 21 @ 2 p.m. CT • SECN+

Game 2: Saturday, Feb. 22 @ 1 p.m. CT • SECN+

Game 3: Sunday, Feb. 23 @ Noon CT • SECN+



#15 VANDERBILT

Rankings: D1: 15 | NCBWA: 14 | Coaches: 18

BA: 13 | PG: 15

Head Coach: Tim Corbin

Career Record: 1,031-582-1 (29th)

Record at Vanderbilt: 925-444-1 (23rd)



SAINT MARY'S

Rankings: D1: - | NCBWA: - | Coaches: -

BA: - | PG: -

Head Coach: Eric Valenzuela

Career Record: 318-248-0 (12th)

Record at Saint Mary's: 218-179-0 (8th)

Series Preview: Vanderbilt welcomes Saint Mary's to the Music City for a three-game series beginning Friday at 2 p.m. All three games will air on SEC Network+.

- The Commodores and Gaels each enter the weekend with a 4-1 record.
- Vanderbilt won both its midweek contests against Air Force and Saint Mary's is coming off a Tuesday victory at No. 21 UC Santa Barbara.
- The Commodores and Gaels last met in 2017 when Vandy won two of three games in Nashville.

Last Time Out: The Commodores hosted Air Force on Monday and Tuesday, winning those games 3-1 and 5-2, respectively.

- In the two games vs. the Falcons, Vandy's pitchers allowed one earned run and combined for 30 strikeouts over 18 innings.
- **Rustan Rigdon** went 4-for-5 and scored twice while also drawing two walks and stealing a pair of bases.
- **Jacob Humphrey** went 3-for-5 with a triple, two RBI and two stolen bases in Tuesday's win.
- Vandy opened the season with five games in five consecutive days for the first time in program history since at least 2000.

Baseball in the Desert: The Commodores opened the season with a 2-1 weekend at the MLB Desert Invitational in Phoenix.

- Vandy faced three teams that competed in the 2024 NCAA Tournament. The Dores got a big road win on Opening Day at Grand Canyon and closed the weekend out with a 9-8 victory over UC Irvine.
- In his Division I debut, Yavapai CC transfer **Riley Nelson** finished the weekend 6-for-13 with a home run, double, five RBI and four runs scored. Nelson hit a go-ahead grand slam in the eighth inning on Sunday vs. UC Irvine for his first home run as a Commodore.
- Vandy's three starting pitchers totaled 19 strikeouts over 11.1 innings.
- **RJ Austin** got his junior season off to a hot start, sending the first pitch of the year down the third base line for a leadoff double on Opening Day at Grand Canyon. Austin then hit a 434-foot leadoff home run Saturday vs. No. 24 Nebraska. He finished the MLB Desert Invitational 6-for-14 with a home run, double, four RBI and four runs scored.

The 2025 VandyBoys: Vanderbilt's 2025 roster features 22 returners and 21 newcomers.

- Seventeen states are represented on the roster. Tennessee leads the way with 10 Commodores followed by Texas with six and California, Florida, Georgia and New Jersey with three each.
- There is one graduate student, five seniors, eight juniors, 15 sophomores and 14 freshmen on the squad.
- Among the 21 newcomers, seven transferred in during the offseason.
- **Jayson King** and **Ty Blankmeyer** joined the coaching staff in the offseason. King was most recently the head coach at Dayton while Blankmeyer was an assistant coach at Duke.

The Gauntlet: Of Vanderbilt's 56 games this season, 30 are against opponents who made it to the NCAA Tournament last season and 12 are against opponents who made it to Omaha.

- Six of Vandy's opponents are ranked in the D1Baseball preseason poll including five in the top 10 and three in the top five.

Position Rankings: Nine Commodores were recognized by D1Baseball in their preseason positional rankings.

Starting Pitchers	JD Thompson	No. 12
	Cody Bowker	No. 78
	Ethan McElvain	No. 111
Relief Pitchers	Miller Green	No. 6
	Sawyer Hawks	No. 69
Outfielders	RJ Austin	No. 21
Shortstops	Jonathan Vastine	No. 10
Third Basemen	Brodie Johnston	No. 14
Second Basemen	Mike Mancini	No. 19

Golden Spikes Award: **RJ Austin** was one of 55 players named to the 2025 Golden Spikes Award Preseason Watch List.

- Austin was also named to the 2025 second-team preseason All-SEC and earned preseason All-America honors from Baseball America.
- The junior led the Commodores in batting average, runs, hits, RBI and stolen bases as a sophomore in 2024.
- He was named to the Golden Spikes Award Midseason Watch List and the 2024 SEC Community Service Team.
- The Atlanta native helped lead Vanderbilt to the SEC Tournament championship as a freshman in 2023, earning tournament MVP honors along with a selection to the all-tournament team.

Johnny V: Vanderbilt shortstop **Jonathan Vastine** returns for his senior season and was named the top senior in college baseball by Perfect Game.

- Vastine led the team in doubles (18) last season and, after leading Vandy with 18 doubles in 2023, became the first Commodore since **Dansby Swanson** to lead the team in doubles in back-to-back seasons.
- In D1Baseball's 2025 preseason position rankings, Vastine came in at No. 10 among all shortstops.
- According to D1Baseball's Synergy stats, Vastine's 11.27 defensive runs saved last season was good for eighth nationally and ranked first among SEC shortstops.

Preseason Accolades: Vanderbilt will start the season ranked in the top 25 in all five major preseason polls.

- Three Commodores landed on the preseason All-SEC team. Juniors **RJ Austin** and **JD Thompson** and sophomore **Miller Green** were voted to the second team by the league's coaches.
- **Austin** was honored by USA Baseball with a selection to the 2024 Golden Spikes Award Watch List. Vandy has had a student-athlete on the watch list 32 times under head coach Tim Corbin.
- **Austin** was named preseason All-America by Baseball America while **Green** and **Thompson** were named preseason All-America by D1Baseball. **Mike Mancini** was named preseason All-America by the NCBWA.
- **Green** was one of 77 relief pitchers named to the NCBWA preseason Stopper of the Year Watch List.

Newcomers: Vanderbilt's 2025 roster features 21 newcomers, seven of which are transfers.

- **Mike Mancini** played his first two seasons at James Madison, helping lead the Dukies to the NCAA Tournament as a sophomore. Mancini earned a spot on the Sun Belt and NCAA Raleigh Regional all-tournament teams last season.
- He was named to the 2025 first-team NCBWA preseason All-America and is ranked by D1Baseball as the No. 19 second baseman entering the season.
- Freshman **Brodie Johnston** was named the No. 14 third baseman by D1Baseball and the No. 10 overall freshman by Perfect Game entering the season. He was also projected as the SEC Freshman of the Year by Baseball America.
- Johnston earned Appalachian League MVP honors at the all-star game last summer.
- Junior **Cody Bowker** joined Vanderbilt after two seasons at Georgetown. Bowker enjoyed an impressive summer in the Cape Cod League after a breakout sophomore campaign for the Hoyas.
- A pair of Dayton transfers joined the team in the offseason in **David Mendez** and **Connor Fennell**. Mendez was a first-team NCBWA Freshman All-America selection in 2024 and was the Atlantic 10 Rookie of the Year. Fennell made 15 appearances including 12 starts for the Flyers as a freshman.

Unrivaled Consistency: Since head coach **Tim Corbin** took charge in 2003, no program has enjoyed more consistent success than the Commodores.

- Vanderbilt owns the nation's longest active NCAA Tournament streak at 18 consecutive appearances.
- Vandy has been to the College World Series five times, the finals four times and has won it all twice (2014, 2019).
- More than 50 Commodores have been named All-America, including 18 first-teamers.
- Corbin has tutored more than 30 future MLB players.
- Corbin reached 1,000 career wins on March 5, 2024, vs. Eastern Michigan. He recorded his 900th Vandy win on March 16, 2024, vs. Auburn.

- Among active D1 coaches, Corbin ranks eighth by most wins. He is third in the SEC behind South Carolina's Paul Mainieri (1,510) and Arkansas' Dave Van Horn (1,258).

Welcome to the Show: With the call-ups of Austin Martin (Twins), Jack Leiter (Rangers) and Tyler Ferguson (Athletics) last season, Vanderbilt led all schools with 15 alumni to appear on MLB rosters in 2024, including the IL.

- Austin Martin made his debut with the Minnesota Twins on March 30.
- Jack Leiter made his MLB debut for the Texas Rangers on April 18.
- Tyler Ferguson made his MLB debut with Oakland on May 7. With Ferguson's debut, 34 former Commodores have made their MLB debuts since Tim Corbin's first season at Vandy in 2003.

Dores in the Draft: Vanderbilt saw seven players get selected in the 2024 MLB Draft led by Bryce Cunningham and Carter Holton who were both taken in the second round.

- There have been multiple Commodores taken in every draft since 2004 with six or more players being selected in four consecutive drafts.
- All-time, Vanderbilt has more than 200 players selected in the MLB Draft including an NCAA-leading 152 since 2003.
- With five pitchers taken in the 2024 draft, nearly 80 Commodore arms have been drafted since 2003.
- Vanderbilt's 22 first-round selections in the Tim Corbin Era (2003-pres.) is most in the SEC.
- Vanderbilt's 2024 MLB Draft picks:

Player	Team	Pick
Bryce Cunningham, RHP	Yankees	Round 2, Pick 53
Carter Holton, LHP	Braves	Round 2, Pick 62
Greysen Carter, RHP	Yankees	Round 5, Pick 152
Andrew Dutkanych IV, RHP	Cardinals	Round 7, Pick 201
Davis Diaz, INF/C	Athletics	Round 8, Pick 226
Devin Futrell, LHP	Red Sox	Round 10, Pick 297
Alan Espinal, C	Rockies	Round 11, Pick 318

VANDERBILT RECORD WHEN ...

SEC Standing	_____ --
Home/Road/Neutral	_____ 2-0 / 1-0 / 1-1
Day/Night	_____ 3-0 / 1-1
vs. RH/LH starters	_____ 4-1 / 0-0
Leading after 6 innings	_____ 2-0
Trailing after 6 innings	_____ 1-1
Tied after 6 innings	_____ 1-0
Leading after 7 innings	_____ 3-0
Trailing after 7 innings	_____ 1-1
Tied after 7 innings	_____ 0-0
Leading after 8 innings	_____ 4-0
Trailing after 8 innings	_____ 0-1
Tied after 8 innings	_____ 0-0
Vanderbilt scores first	_____ 4-0
Opponents score first	_____ 0-1
Shutouts	_____ 0-0
Scoring less than 3 runs	_____ 0-0
Scoring 3 to 5 runs	_____ 3-1
Scoring 6 or more runs	_____ 1-0
Vanderbilt hits HR/hit 0 HR	_____ 2-1 / 2-0
1-run/2-run games	_____ 2-0 / 1-1
Extra innings (home/road/neutral)	_____ 0-0 / 0-0 / 0-0
Series openers/finales	_____ 0-0 / 0-0
Series W-L (home)	_____ 0-0
Series W-L (road)	_____ 0-0
Series W-L (total)	_____ 0-0
Three-game sweeps (home/road)	_____ 0-0 / 0-0

TEAM LEADERS

Batting

Hits	_____ RJ Austin (9)
Doubles	_____ Davis/Rigdon/Rogers (2)
Triples	_____ Austin/Humphrey (1)
HR	_____ Austin/Davis/Nelson/Rogers (1)
RBIs	_____ Riley Nelson (6)
Runs	_____ Austin/Nelson/Rigdon (5)
SB	_____ Austin/Humphrey/Rigdon (2)
BB	_____ Mac Rose (5)
AVG	_____ Rustan Rigdon (.467)
OBP	_____ Rustan Rigdon (.600)
SLG	_____ RJ Austin (.652)

Pitching

ERA (starter)	_____ Multiple players (0.00)
ERA (reliever)	_____ Multiple players (0.00)
Wins	_____ Hawks/Fennell/O'Rourke/Schulz (1)
Saves	_____ Miller Green (2)
Appearances	_____ Matthew Shorey (3)
Starts	_____ Five players (1)
Innings (starter)	_____ JD Thompson (4.2)
Innings (reliever)	_____ Kranzler/Schulz (3.1)
Strikeouts (starter)	_____ Brennan Seiber (10)
Strikeouts (reliever)	_____ Jakob Schulz (6)

SEC Weekly Awards

VANDERBILT IN THE NATIONAL RANKINGS

DATE	Baseball America	D1Baseball	NCBWA	Perfect Game	USA Today/Coaches
Preseason	15	16	14	15	18
Feb. 17	13	15	14	15	18
Feb. 24	_____	_____	_____	_____	_____
March 3	_____	_____	_____	_____	_____
March 10	_____	_____	_____	_____	_____
March 17	_____	_____	_____	_____	_____
March 24	_____	_____	_____	_____	_____
March 31	_____	_____	_____	_____	_____
April 7	_____	_____	_____	_____	_____
April 14	_____	_____	_____	_____	_____
April 21	_____	_____	_____	_____	_____
April 28	_____	_____	_____	_____	_____
May 5	_____	_____	_____	_____	_____
May 12	_____	_____	_____	_____	_____
May 19	_____	_____	_____	_____	_____
May 26	_____	_____	_____	_____	_____
June 3	_____	_____	_____	_____	_____
Postseason	_____	_____	_____	_____	_____

*For consistency, Vanderbilt uses the D1Baseball.com (D1) poll as its primary ranking.

PROBABLE PITCHING MATCHUPS

DATE	OPPONENT	VANDERBILT STARTER	OPPOSING STARTER
2/21	Saint Mary's	LHP JD Thompson (0-0, 0.00)	LHP Derik Eaquinto (0-0, 5.06)
2/22	Saint Mary's	LHP Ethan McElvain (0-1, 13.50)	RHP Donovan Chriss (1-0, 1.80)
2/23	Saint Mary's	RHP Cody Bowker (0-0, 0.00)	RHP Sam Krestch (1-0, 2.70)

NOTES CONTINUED

Upgrades to the Hawk: Vanderbilt revealed artistic renderings for major enhancements to Hawkins Field, home of Vanderbilt baseball and the two-time national champion VandyBoys. A cornerstone of Vandy United's recently announced Dare to Grow phase, the Hawkins Field initiative creates extensive premium seating opportunities, expands capacity and reimagines the game day experience for supporters of one of college baseball's most successful programs.

- **Second grandstand level:** A new deck of seats above the existing grandstand, part of raising capacity by more than 10 percent, will feature exclusive opera-style boxes that put fans on top of the action. A second pillared concourse creates a coliseum effect for the exterior façade along the multi-use greenway developed in Vandy United's initial phase.
- **Multiple innovative club spaces, including left-field wall and behind-the-plate seating:** A completely new addition to Hawkins Field, club spaces give supporters unique ways to enjoy the game. Spaces include seating atop the iconic left-field wall and a partially submerged behind-the-plate vantage point in the main grandstand.
- **Multiple private suite opportunities:** Also all-new at Hawkins Field, private suites will form a new third level above the existing press box and offer the ultimate group experience.
- **360-degree stadium experience:** Fans will be able walk between infield and outfield seating areas without leaving the facility, further enhancing the atmosphere.
- **Hawkins Field entry atrium:** An instantly Instagrammable spot for all VandyBoys fans, a new entry atrium beyond right field offers a place to meet before climbing the stairs to soak in the unforgettable view of the field.
- **Multi-purpose building:** A new 20,000-square-foot building beyond right field provides space for enhancing both the fan and student-athlete experience.



Vanderbilt Commodores 2025 Baseball Roster

No.	Name	Pos.	B/T	Ht.	Wt.	Yr./Exp.	Hometown/High School	Pronunciations
2	RJ Hamilton	UTL	R/R	5-10	185	So./1L	Hoover, Ala./Hoover	
3	Jayden Davis	INF	R/R	5-10	205	Jr./1L	Cookeville, Tenn./Cookeville	
5	Mike Mancini	INF	L/R	5-11	173	Jr./TR	Endwell, N.Y./Maine-Endwell	man-SEEN-ee
8	Chris Maldonado	INF	R/R	6-1	196	Jr./2L	Short Hills, N.J./Seton Hall Prep	MALL-duh-NAH-doe
9	Brodie Johnston	INF	R/R	6-2	203	Fr./HS	Ooltewah, Tenn./Boyd-Buchanan School	
10	Jacob Humphrey	UTL	R/R	5-10	180	Sr./1L	Standish, Maine/Bonny Eagle	
13	Jonathan Vastine	INF	L/R	5-11	174	Sr./3L	Bartow, Fla./Bartow Senior High	vass-tyne
16	Mac Rose	C	L/R	6-0	195	So./TR	Rockwall, Texas/Rockwall	
17	Ryan Ginther	LHP	R/L	5-11	198	Sr./3L	Hendersonville, Tenn./Station Camp	Hard "G"
18	JD Rogers	OF	L/L	5-10	207	Sr./3L	Carmel, Ind./Carmel	
19	Rustan Rigdon	INF	S/R	6-0	177	Fr./HS	Metter, Ga./Metter	
20	David Mendez	UTL	R/R	5-11	184	So./TR	Aldie, Va./Independence	
21	Hudson Barton	RHP	R/R	6-3	199	Fr./HS	Franklin, Tenn./Grace Christian Academy	
22	JD Thompson	LHP	R/L	6-0	199	Jr./2L	Rusk, Texas/Rusk	
25	AJ DePaolo	C	R/R	5-11	195	Fr./HS	Carrollton, Texas/Prestonwood Christian Academy	deh-PAUL-o
26	Braden Holcomb	INF	R/R	6-4	240	So./1L	Orlando, Fla./Foundation Academy	
28	Will Hampton	INF/OF	L/L	5-11	197	Fr./HS	Richmond Hill, Ga./Calvary Day	
30	Ethan Robinson	RHP	R/R	6-5	223	So./1L	Murfreesboro, Tenn./Donelson Christian Academy	
32	Riley Nelson	INF	L/R	6-3	222	Jr./TR	Trophy Club, Texas/Byron Nelson	
33	Luke Guth	RHP	R/R	6-1	182	So./1L	Franklin, Pa./Franklin Area	Hard "G"
34	Brennan Seiber	RHP	R/R	6-5	228	So./1L	Newport Beach, Calif./Mater Dei	Like "cyber"
36	Levi Huesman	LHP	R/L	6-0	186	Jr./1L	Hanover, Va./Hanover	hues-man
37	Jakob Schulz	LHP	R/L	6-2	206	So./1L	Houston, Texas/Memorial	
39	Connor Fennell	RHP	R/R	6-1	168	So./TR	Londonderry, N.H./Londonderry	FINN-ull
40	Austin Nye	RHP	R/R	6-2	205	Fr./HS	Roseville, Calif./Woodcreek	
42	RJ Austin	UTL	R/R	5-11	199	Jr./2L	Atlanta, Ga./Pace Academy	
43	Matthew Shorey	LHP	L/L	6-2	176	Fr./HS	Nashville, Tenn./Father Ryan	
44	Colin Barczy	C	R/R	6-3	213	So./1L	Naperville, Ill./Naperville Central	BAR-see
45	Aiden O'Connell	LHP	L/L	6-2	191	Fr./HS	Bedford, N.H./Bedford	
46	Roman Petricca	LHP	R/L	6-2	175	Fr./HS	Mt. Juliet, Tenn./Mt. Juliet	peh-TRICK-uh
47	Tommy Goodin	OF	L/R	6-1	192	Fr./HS	Thousand Oaks, Calif./Adolfo Camarillo	
50	Aukai Kea	C	R/R	6-1	202	Fr./HS	Kapolei, Hawaii/IMG Academy	OW-kye • KAY-uh
51	Ryker Waite	INF	S/R	5-10	176	Fr./HS	Queen Creek, Ariz./Queen Creek	like "wait"
55	Cody Bowker	RHP	R/R	6-1	212	Jr./TR	Bowdoinham, Maine/Thornton Academy	like take a bow
66	Deegan Cordova	RHP	R/R	6-2	188	So./1L	Lake Havasu City, Ariz./Lake Havasu	
70	Tristan Bristow	RHP	R/R	6-3	189	Fr./HS	Helotes, Texas/Harlan	
73	Tommy O'Rourke	RHP	R/R	6-2	211	Grad./TR	Morristown, N.J./Seton Hall Prep	
77	Alex Kranzler	RHP	R/R	6-3	222	So./1L	Norwood, N.J./Northern Valley Regional	
88	Sawyer Hawks	RHP	R/R	6-4	215	Sr./1L	Lakeland, Fla./McKeel Academy of Technology	
89	Ethan McElvain	LHP	S/L	6-4	238	So./1L	Thompsons Station, Tenn./Nolensville	MAC-el-vain
90	Miller Green	LHP	L/L	6-5	230	So./1L	Nashville, Tenn./Lipscomb Academy	
96	Nate Teague	RHP	R/R	6-7	232	So./1L	Snow Camp, N.C./Southern Alamance	
99	England Bryan	RHP	R/R	6-1	231	Fr./HS	Hillsboro, Tenn./Middle Tennessee Christian	

Staff

Head coach: 4 Tim Corbin (Ohio Wesleyan '84) – 23rd season at Vanderbilt

Associate Head Coach: 26 Scott Brown (SUNY-Cortland '99)

Assistant Coach: 6 Jayson King (Framingham State College '93)

Assistant Coach: 11 Ty Blankmeyer (St. John's '16)

Maggie Corbin Minority Baseball Apprentice: Ro Coleman (Vanderbilt '17)

Athletic Trainer: Chris Matarazzo (Springfield College '12)

Strength & Conditioning Coach: Walker Grisanti (Vanderbilt '19)

Director of Baseball Operations: Amy Elkus (Kentucky '14)

Director of External Affairs: Josh Foster (Alabama '17)

Director of Player Development: Brandon Barak (Illinois '12)

Director of Recruiting: John Michael Morris (Middle Tennessee '11)


Video Coordinator: Zach Monash (Arizona '13)

Quality Control: Tyler Herb (Coastal Carolina '14)


Equipment Manager: Bailey Provo (Lipscomb '21)

Student Managers: Kayden Angell, Michael Brody, Mark Pyburn, Will Sugar

2025 TV ROSTER




#2 RJ Hamilton
Hoover, Ala.




#3 Jayden Davis
Cookeville, Tenn.




#5 Mike Mancini
Endwell, N.Y.




#8 Chris Maldonado
Short Hills, N.J.



#9 Brodie Johnston
Ooltewah, Tenn.



#10 Jacob Humphrey
Standish, Maine



#13 Jonathan Vastine
Bartow, Fla.



#16 Mac Rose
Rockwall, Texas




#17 Ryan Ginther
Hendersonville, Tenn.




#18 JD Rogers
Carmel, Ind.




#19 Rustan Rigdon
Metter, Ga.



#20 David Mendez
Aldie, Va.



#21 Hudson Barton
Franklin, Tenn.




#22 JD Thompson
Rusk, Texas



#25 AJ DePaolo
Carrolltown, Texas




#26 Braden Holcomb
Orlando, Fla.




#28 Will Hampton
Richmond Hill, Ga.




#30 Ethan Robinson
Murfreesboro, Tenn.




#32 Riley Nelson
Trophy Club, Texas




#33 Luke Guth
Franklin, Pa.




#34 Brennan Seiber
Newport Beach, Calif.



#36 Levi Huesman
Hanover, Va.



#37 Jakob Schulz
Houston, Texas




#39 Connor Fennell
Londonderry, N.H.




#40 Austin Nye
Roseville, Calif.




#42 RJ Austin
Atlanta, Ga.



#43 Matthew Shorey
Nashville, Tenn.




#44 Colin Barczi
Naperville, Ill.




#45 Aiden O'Connell
Bedford, N.H.



#46 Roman Petricca
Mt. Juliet, Tenn.




#47 Tommy Goodin
Thousand Oaks, Calif.




#50 Aukai Kea
Kapolei, Hawai'i



#51 Ryker Waite
Queen Creek, Ariz.



#55 Cody Bowker
Bowdoinham, Maine



#66 Deegan Cordova
Lake Havasu City, Ariz.



#70 Tristan Bristow
Helotes, Texas



#73 Tommy O'Rourke
Morristown, N.J.




#77 Alex Kranzler
Norwood, N.J.




#88 Sawyer Hawks
Lakeland, Fla.




#89 Ethan McElvain
Thompson's Station, Tenn.



#90 Miller Green
Nashville, Tenn.



#96 Nate Teague
Snow Camp, N.C.



#99 England Bryan
Hillsboro, Tenn.



#4 Tim Corbin
Head Coach



#26 Scott Brown
Assoc. HC/Pitching



#6 Jayson King
Assistant Coach



#11 Ty Blankmeyer
Assistant Coach



2025 Vanderbilt Baseball
Overall Statistics for Vanderbilt (as of Feb 18, 2025)
(All games Sorted by Batting avg)



Record: 4-1 Home: 2-0 Away: 1-0 Neutral: 1-1 SEC: 0-0

Player	avg	gp-gs	ab	r	h	2b	3b	hr	rbi	tb	slg%	bb	hp	so	gdp	ob%	sf	sh	sb-att	po	a	e	fld%
19 Rustan Rigdon	.467	5-5	15	5	7	2	0	0	2	9	.600	3	2	3	0	.600	0	0	2-2	0	4	2	.667
10 Jacob Humphrey	.455	4-3	11	2	5	0	1	0	2	7	.636	1	0	0	0	.500	0	1	2-2	1	0	0	1.000
42 RJ Austin	.391	5-5	23	5	9	1	1	1	4	15	.652	3	0	6	0	.462	0	0	2-2	9	1	0	1.000
32 Riley Nelson	.316	5-5	19	5	6	1	0	1	6	10	.526	3	1	2	0	.435	0	0	0-0	35	3	0	1.000
3 Jayden Davis	.263	5-5	19	1	5	2	0	1	2	10	.526	3	0	4	0	.348	1	0	0-0	2	17	0	1.000
8 Chris Maldonado	.154	4-3	13	0	2	1	0	0	1	3	.231	1	0	6	0	.214	0	0	0-0	0	0	0	.000
44 Colin Barczi	.143	5-5	21	0	3	1	1	0	3	6	.286	1	0	4	2	.182	0	0	0-0	44	2	0	1.000
13 Jonathan Vastine	.133	5-5	15	2	2	0	0	0	1	2	.133	4	0	6	1	.300	1	1	1-1	12	6	0	1.000
26 Braden Holcomb	.083	4-4	12	1	1	0	0	0	0	1	.083	1	1	6	0	.214	0	0	0-0	4	0	0	1.000

16 Mac Rose	.286	3-3	7	1	2	0	0	0	1	2	.286	5	0	1	0	.583	0	0	0-0	24	1	0	1.000
18 JD Rogers	.273	5-2	11	3	3	2	0	1	1	8	.727	1	0	2	0	.333	0	0	0-0	1	0	0	1.000
2 RJ Hamilton	.000	2-0	0	0	0	0	0	0	0	0	.000	0	0	0	0	.000	0	0	1-2	0	0	0	.000
Totals	.271	5	166	25	45	10	3	4	23	73	.440	26	4	40	3	.379	2	2	8-9	135	41	2	.989
Opponents	.233	5	163	20	38	10	2	4	19	64	.393	19	5	69	3	.332	0	5	3-5	129	54	5	.973

LOB - Team (46), Opp (37). DPs turned - Team (3), Opp (4). IBB - Team (1), Nelson 1. Picked off - Austin 1, Rose 1.

(All games Sorted by Earned run avg)

Player	era	w-l	app	gs	cg	sho	sv	ip	h	r	er	bb	so	2b	3b	hr	b/avg	wp	hp	bk	sfa	sha
34 Brennan Seiber	3.60	0-0	2	1	0	0/0	0	5.0	3	2	2	3	10	0	0	1	.176	2	0	0	0	0

22 JD Thompson	0.00	0-0	1	1	0	0/0	0	4.2	3	0	0	1	6	0	0	0	.176	0	1	0	0	0
55 Cody Bowker	0.00	0-0	1	1	0	0/0	0	4.0	2	0	0	1	6	0	0	0	.143	0	0	0	0	0
37 Jakob Schulz	0.00	1-0	2	0	0	0/0	0	3.1	0	0	0	1	6	0	0	0	.000	0	0	0	0	0
77 Alex Kranzler	0.00	0-0	2	0	0	0/0	1	3.1	2	1	0	1	2	0	1	0	.154	0	0	0	0	0
88 Sawyer Hawks	0.00	1-0	1	0	0	0/0	0	3.0	2	0	0	0	5	0	0	0	.182	0	0	0	0	0
40 Austin Nye	0.00	0-0	1	1	0	0/0	0	3.0	1	0	0	3	5	0	0	0	.111	0	0	0	0	0
33 Luke Guth	0.00	0-0	1	0	0	0/0	0	2.2	3	0	0	0	3	0	0	0	.375	0	0	0	0	1
39 Connor Fennell	0.00	1-0	1	0	0	0/0	0	2.1	2	0	0	1	5	0	0	0	.250	0	0	0	0	1
17 Ryan Ginther	0.00	0-0	1	0	0	0/0	1	1.0	1	0	0	0	3	0	0	0	.250	0	0	0	0	0
36 Levi Huesman	0.00	0-0	1	0	0	0/0	0	0.2	1	0	0	0	1	1	0	0	.500	0	0	0	0	1
90 Miller Green	3.00	0-0	2	0	0	0/0	2	3.0	3	1	1	0	3	0	0	1	.273	1	0	0	0	0
99 England Bryan	4.50	0-0	2	0	0	0/0	0	2.0	2	2	1	2	3	1	0	1	.286	1	0	0	0	1
73 Tommy O'Rourke	5.40	1-0	2	0	0	0/0	0	1.2	1	1	1	1	2	1	0	0	.167	0	1	0	0	0
89 Ethan McElvain	13.50	0-1	1	1	0	0/0	0	2.2	6	4	4	3	7	3	0	0	.462	0	1	0	0	0
43 Matthew Shorey	27.00	0-0	3	0	0	0/0	0	1.2	3	5	5	1	1	2	0	1	.429	0	1	0	0	1
21 Hudson Barton	36.00	0-0	1	0	0	0/0	0	1.0	3	4	4	1	1	2	1	0	.500	0	1	0	0	0
Totals	3.60	4-1	5	5	0	0/0	4	45.0	38	20	18	19	69	10	2	4	.233	4	5	0	0	5
Opponents	4.81	1-4	5	5	0	0/0	1	43.0	45	25	23	26	40	10	3	4	.271	3	4	2	2	2

PB - Team (1), Rose 1. Pickoffs - Team (1), Seiber 1, Opp (2). SBA/ATT - Barczi (2-3), Nye (0-1), McElvain (0-1), Rose (1-1), Hawks (1-1), Fennell (1-1), Seiber (1-1).

2025 Game Results

Date	Opponent		Score	Inns	Overall	SEC	Pitcher of record	Attend	Time
Feb 14, 2025	at Grand Canyon	w	4-3	9	1-0-0	0-0-0	Hawks (W 1-0)	5294	2:52
Feb 15, 2025	vs #24 Nebraska	L	4-6	9	1-1-0	0-0-0	McElvain (L 0-1)	3000	3:05
Feb 16, 2025	vs UC Irvine	w	9-8	9	2-1-0	0-0-0	O'Rourke (W 1-0)	825	3:24
Feb 17, 2025	AIR FORCE	w	3-1	9	3-1-0	0-0-0	Fennell (W 1-0)	3344	3:05
Feb 18, 2025	AIR FORCE	w	5-2	9	4-1-0	0-0-0	Schulz (W 1-0)	3172	2:58

() extra inning game

2025 Miscellaneous Stats

Multiple Hit Games	2	3	4	5+	Total
42 RJ Austin	2	1	-	-	3
32 Riley Nelson	1	1	-	-	2
19 Rustan Rigdon	2	-	-	-	2
3 Jayden Davis	2	-	-	-	2
44 Colin Barczi	1	-	-	-	1
16 Mac Rose	1	-	-	-	1
10 Jacob Humphrey	-	1	-	-	1
8 Chris Maldonado	1	-	-	-	1
TEAM	10	3	0	0	13

Multiple RBI Games	2	3	4	5+	Total
42 RJ Austin	1	-	-	-	1
10 Jacob Humphrey	1	-	-	-	1
32 Riley Nelson	-	-	1	-	1
44 Colin Barczi	1	-	-	-	1
TEAM	3	0	1	0	4

Hitting Streaks	Longest	Current
19 Rustan Rigdon	5	5
42 RJ Austin	5	5
32 Riley Nelson	3	-
10 Jacob Humphrey	3	3
3 Jayden Davis	2	-
13 Jonathan Vastine	2	-
18 JD Rogers	2	1
8 Chris Maldonado	1	1
26 Braden Holcomb	1	-
16 Mac Rose	1	-
44 Colin Barczi	1	-

Reached Base Streaks	Longest	Current
3 Jayden Davis	5	5
42 RJ Austin	5	5
19 Rustan Rigdon	5	5
32 Riley Nelson	4	-
44 Colin Barczi	3	-
10 Jacob Humphrey	3	3
16 Mac Rose	3	3
13 Jonathan Vastine	3	-
26 Braden Holcomb	2	2
18 JD Rogers	2	2
8 Chris Maldonado	1	1

SEASON HIGHS AND LOWS

TEAM BATTING

Most runs, game _____ 9 vs. UC Irvine (Feb. 16)
 Most runs, inning _____ 4 (8th inn.) vs. UC Irvine (Feb. 16)
 Most hits, game _____ 12 vs. UC Irvine (Feb. 16)
 Most hits, inning _____ 4 (8th inn.) vs. UC Irvine (Feb. 16)
 Fewest hits, game _____ 7, 2x, last vs. Air Force (Feb. 17)
 Most doubles, game _____ 4 at Grand Canyon (Feb. 14)
 Most triples, game _____ 2 vs. Air Force (Feb. 18)
 Most home runs, game _____ 2 vs. UC Irvine (Feb. 16)
 Most home runs, inning _____ 1, 4x, last 8th inn. vs. Air Force (Feb. 17)
 Most extra-base hits _____ 4, 3x, last vs. UC Irvine (Feb. 16)
 Most total bases _____ 20 vs. UC Irvine (Feb. 16)
 Most stolen bases, game _____ 5 vs. Air Force (Feb. 17)
 Most walks, game _____ 8 vs. Air Force (Feb. 17)
 Most strikeouts, game _____ 10, 2x, last vs. #24 Nebraska (Feb. 15)
 Most hit by pitch, game _____ 4 at Grand Canyon (Feb. 14)
 Most left on base _____ 10, 3x, last vs. Air Force (Feb. 17)

INDIVIDUAL PITCHING

Most innings pitched, starter _____ 4.2, JD Thompson at Grand Canyon (Feb. 14)
 Most innings pitched, reliever _____ 3.0, Sawyer Hawks at Grand Canyon (Feb. 14)
 Most strikeouts, starter _____ 7, Ethan McElvain vs. #24 Nebraska (Feb. 15)
 Most strikeouts, reliever _____ 6, Sawyer Hawks at Grand Canyon (Feb. 14)
 Most walks allowed _____ 3, 2x, last Austin Nye vs. Air Force (Feb. 17)
 Most runs allowed _____ 4, 2x, last Hudson Barton vs. UC Irvine (Feb. 16)
 Most earned runs allowed _____ 4, 2x, last Hudson Barton vs. UC Irvine (Feb. 16)
 Most hits allowed _____ 6, Ethan McElvain vs. #24 Nebraska (Feb. 15)
 Fewest hits allowed, CG _____ --
 Most home runs allowed _____ 1, 4x, last England Bryan vs. Air Force (Feb. 18)
 Most pitches thrown _____ 77, JD Thompson at Grand Canyon (Feb. 14)

INDIVIDUAL BATTING

Most hits _____ 3, 3x, last Jacob Humphrey vs. Air Force (Feb. 18)
 Most runs _____ 2, 5x, last Austin/Nelson/Vastine vs. UC Irvine (Feb. 16)
 Most doubles _____ 1, 10x, last Chris Maldonado vs. Air Force (Feb. 18)
 Most triples _____ 1, 3x, last Austin/Humphrey vs. Air Force (Feb. 18)
 Most home runs _____ 1, 4x, last JD Rogers vs. Air Force (Feb. 17)
 Most total bases _____ 6, 2x, last Davis/Nelson vs. UC Irvine (Feb. 16)
 Most RBIs _____ 4, Riley Nelson vs. UC Irvine (Feb. 16)
 Most stolen bases _____ 2, Jacob Humphrey vs. Air Force (Feb. 17)
 Most walks _____ 3, Mac Rose vs. Air Force (Feb. 18)
 Most strikeouts _____ 4, Chris Maldonado at Grand Canyon (Feb. 14)
 Longest hitting streak _____ 5, 2x, last Austin/Rigdon (Feb. 14-pres.)

MISCELLANEOUS TEAM

Longest winning streak _____ 3 games (Feb. 16-18)
 Longest losing streak _____ 1 game (Feb. 15)
 Most games over .500 _____ 3 games, 4-1 (Feb. 18)
 Most games under .500 _____ N/A
 Longest game, innings _____ 9 inn., 5x, last vs. Air Force (Feb. 18)
 Longest game, time _____ 3:24 vs. UC Irvine (Feb. 16)
 Shortest game, time _____ 2:52 at Grand Canyon (Feb. 14)
 Largest crowd, Hawkins Field _____ 3,344 vs. Air Force (Feb. 17)
 Smallest crowd, Hawkins Field _____ 3,172 vs. Air Force (Feb. 18)
 Largest crowd, road _____ 5,294 at Grand Canyon (Feb. 14)
 Smallest crowd, road _____ 825 vs. UC Irvine (Feb. 16)
 Largest winning margin _____ 3, 5-2 vs. Air Force (Feb. 18)
 Largest losing margin _____ 2, 4-6 vs. #24 Nebraska (Feb. 15)
 Largest deficit overcome to win _____ 2, vs. UC Irvine (Feb. 16)
 Largest lead relinquished to lose _____ --
 Most double plays turned _____ 1, 3x, last vs. Air Force (Feb. 17)
 Most double plays turned by opponent _____ 2 vs. Air Force (Feb. 17)
 Most errors _____ 1, 2x, last vs. Air Force (Feb. 17)
 Most errors by an opponent _____ 3 at Grand Canyon (Feb. 14)
 Most stolen bases by an opponent _____ 1, 3x, last vs. Air Force (Feb. 18)

TEAM PITCHING

Most walks _____ 6 vs. #24 Nebraska (Feb. 15)
 Fewest walks _____ 1 at Grand Canyon (Feb. 14)
 Most runs allowed, game _____ 8 vs. UC Irvine (Feb. 16)
 Most runs allowed, inning _____ 6 (6th inn.) vs. UC Irvine (Feb. 16)
 Most hits allowed, game _____ 9, 2x, last vs. UC Irvine (Feb. 16)
 Most hits allowed, inning _____ 4 (6th inn.) vs. UC Irvine (Feb. 16)
 Fewest hits allowed, game _____ 5 vs. Air Force (Feb. 18)
 Most home runs allowed, game _____ 1, 3x, last vs. UC Irvine (Feb. 16)
 Most consecutive scoreless inn. _____ 8 vs. Air Force (Feb. 17)

2025 HOME RUN NOTES

HOMERS AT THE HAWK: 1
HOMERS ON THE ROAD: 3

SOLO HOMERS: 3
2-RUN HOMERS: 0

3-RUN HOMERS: 0
GRAND SLAMS: 1

2-HOME RUN GAMES BY VANDERBILT (0 in 2025)
 Last: Alan Espinal, 5/22/24 vs. #1 Tennessee [SECT]

3-HOME RUN GAMES BY VANDERBILT (0 IN 2025)
 Last: Connor Kaiser, 6/3/18 at Clemson

PINCH-HIT HOME RUNS BY VANDERBILT (0 IN 2025)
 Last: Troy LaNeve, 5/18/24 at #2 Kentucky

GRAND SLAMS BY VANDERBILT (1 IN 2025)
 Last: Riley Nelson, 2/16/25 vs. UC Irvine

FIRST-INNING LEADOFF HOME RUNS BY VANDERBILT (1 in 2025)
 Last: RJ Austin, 2/15/25 vs. #24 Nebraska

WALK-OFF HOME RUNS (0 IN 2025)
 Last: Davis Diaz, 4/23/24 vs. UT Martin

INSIDE-THE-PARK HOME RUNS BY VANDERBILT (0 IN 2025)
 Last: Will Toffey, 3/22/17 vs. Belmont

BACK-TO-BACK HOME RUNS BY VANDERBILT (0 IN 2025)
 Last: Jack Bulger and Camden Kozeal, 5/4/24 at Georgia

THE LAST TIME VANDERBILT ...

Won 5 or more consecutive games	14 games (Feb. 27-March 19, 2024)
Won 7 or more consecutive games	14 games (Feb. 27-March 12, 2024)
Won 10 or more consecutive games	14 games (Feb. 27-March 12, 2024)
Won 13 or more consecutive games	14 games (Feb. 27-March 19, 2024)
Won 14 or more consecutive games	14 games (Feb. 27-March 19, 2024)
Won 15 or more consecutive games	15 games (March 14-April 6, 2023)
Won 5 or more consecutive home games	17 games (Feb. 27-April 19, 2024)
Won 8 or more consecutive home games	17 games (Feb. 27-April 19, 2024)
Won 10 or more consecutive home games	17 games (Feb. 27-April 19, 2024)
Won 20 or more consecutive home games	Never Happened
Won 5 or more consecutive road games	5 games (March 5, 2023-April 6, 2023)
Won 7 or more consecutive road games	7 games (March 25, 2021-April 16, 2021)
Won 10 or more consecutive road games	11 games (April 9-May 17, 2019)
Won 12 or more consecutive road games	13 games (April 20, 2013-March 18, 2014)
Won 5 or more consecutive conference games	10 games (March 16, 2023-April 6, 2023)
Won 6 or more consecutive conference games	10 games (March 16, 2023-April 6, 2023)
Won 9 or more consecutive conference games	10 games (March 16, 2023-April 6, 2023)
Won 11 or more consecutive conference games	11 games (April 20-May 16, 2013)
Won 5 or more consecutive conference home games	8 games (March 15-April 19, 2024)
Won 8 or more consecutive conference home games	8 games (March 15-April 19, 2024)
Won 9 or more consecutive conference home games	12 games (March 23-May 16, 2013)
Won 5 or more consecutive conference road games	16 games (April 19, 2019-April 16, 2021)
Won 7 or more consecutive conference road games	16 games (April 19, 2019-April 16, 2021)
Won 9 or more consecutive conference road games	16 games (April 19, 2019-April 16, 2021)
Won 5 or more consecutive midweek games	14 games (Feb. 21, 2024-Feb. 18, 2025)
Won 10 or more consecutive midweek games	14 games (Feb. 21, 2024-Feb. 18, 2025)
Won 15 or more consecutive midweek games	25 games (March 5, 2019-April 20, 2021)
Won 17 or more consecutive midweek games	25 games (March 5, 2019-April 20, 2021)
Won 5 or more consecutive midweek home games	13 games (Feb. 21, 2024-Feb. 18, 2025)
Won 13 or more consecutive midweek home games	28 games (March 5, 2019-April 19, 2022)
Won 14 or more consecutive midweek home games	28 games (March 5, 2019-April 19, 2022)
Lost 5 or more consecutive games	6 games (April 29-May 8, 2018)
Lost 7 or more consecutive games	7 games (March 28-April 6, 1997)
Lost 8 or more consecutive games	12 games (March 25-April 10, 1994)
Lost 4 or more consecutive home games	4 games (Feb. 24-29, 2012)
Lost 5 or more consecutive home games	6 games (April 30-May 22, 2005)
Lost 6 or more consecutive home games	6 games (April 30-May 22, 2005)
Lost 7 or more consecutive home games	9 games (1965-1966)
Lost 5 or more consecutive road games	5 games (May 3-17, 2024)
Lost 6 or more consecutive road games	6 games (March 30-April 20, 2018)
Lost 7 or more consecutive road games	8 games (Feb. 17-April 6, 2012)
Lost 8 or more consecutive road games	8 games (Feb. 17-April 6, 2012)
Lost 9 or more consecutive road games	9 games (March 25-April 26, 1994)
Lost 10 or more consecutive road games	11 games (April 18, 1978-March 5, 1979)
Lost 5 or more consecutive conference games	7 games (April 26-May 11, 2024)
Lost 6 or more consecutive conference games	7 games (April 26-May 11, 2024)
Lost 7 or more consecutive conference games	7 games (April 26-May 11, 2024)
Lost 8 or more consecutive conference games	11 games (April 5-27, 2002)
Lost 9 or more consecutive conference games	11 games (April 5-27, 2002)
Lost 10 or more consecutive conference games	11 games (April 5-27, 2002)
Lost 5 or more consecutive conference home games	5 games (April 12-27, 2002)
Lost 6 or more consecutive conference home games	9 games (April 14-May 14, 2000)
Lost 7 or more consecutive conference home games	9 games (April 14-May 14, 2000)
Lost 8 or more consecutive conference home games	9 games (April 14-May 14, 2000)
Lost 5 or more consecutive conference road games	8 games (April 12 - May 17, 2024)
Lost 6 or more consecutive conference road games	8 games (April 12 - May 17, 2024)
Lost 7 or more consecutive conference road games	8 games (April 12 - May 17, 2024)
Lost 8 or more consecutive conference road games	8 games (April 12 - May 17, 2024)
Lost 10 or more consecutive conference road games	10 games (April 5-May 17, 2002)
Shutout an opponent	vs. #1 Tennessee, 3-0 (May 12, 2024)
Shutout an opponent on Opening Day	vs. #7 Oklahoma State, 3-0 (Feb. 18, 2022)
Shutout an opponent at home	vs. #1 Tennessee, 3-0 (May 12, 2024)
Shutout an SEC opponent at home	vs. #1 Tennessee, 3-0 (May 12, 2024)
Shutout an opponent on the road	at Missouri, 5-0, (April 8, 2023)
Shutout an SEC opponent on the road	at Missouri, 5-0, (April 8, 2023)
Shutout an opponent on a neutral field	vs. Duke, 3-0 @ Nashville Super Regional (June 8, 2019)
Shutout a midweek opponent at home	vs. Tennessee Tech, 7-0 (April 19, 2022)
Shutout a midweek opponent on the road	at Middle Tennessee, 1-0 (April 12, 2011)
Shutout back-to-back opponents	vs. Tennessee Tech, 7-0; at Kentucky, 10-0 (April 19-22, 2022)
Shutout three consecutive opponents	vs. South Alabama, 3-0 + 4-0; vs. Illinois-Chicago, 9-0 (Feb. 18-21, 2020)
Was shutout	at #19 Georgia, 0-10 (7 inn.) (May 3, 2024)
Was shutout in back-to-back games	at #3 Texas A&M, 0-15 (7 inn.), 0-9 (April 12-13, 2024)
Was shutout on Opening Day	vs. San Diego, 10-0 (Feb. 17, 2006)
Was shutout at home	vs. #17 UCLA, 3-0 (Feb. 25, 2023)
Was shutout at home by an SEC opponent	#1 Tennessee, 5-0 (April 3, 2022)

Was shutout on the road	at #19 Georgia, 0-10 (7 inn.) (May 3, 2024)
Was shutout on the road by an SEC opponent	at #19 Georgia, 0-10 (7 inn.) (May 3, 2024)
Was shutout on a neutral field	vs. Mississippi State, 9-0, at College World Series (June 30, 2021)
Was shutout against a midweek opponent at home	vs. #10 Louisville, 1-0 (May 3, 2022)
Was shutout against a midweek opponent on the road	at North Florida, 2-0 (March 5, 1991)
Was shutout against a non-conference opponent on a neutral site	vs. NC State, 1-0, at CWS (June 21, 2021)
Run-ruled an opponent	at Lipscomb, 15-4 (7 inn.) (April 16, 2024)
Run-ruled an opponent at home	vs. MTSU, 14-1 (7 inn.) (April 9, 2024)
Run-ruled an opponent this season	6x, last at Lipscomb, 15-4 (7 inn.) (April 16, 2024)
Was run-ruled	at #2 Kentucky, 7-17 (7 inn.) (May 17, 2024)
Played in 14 or more innings	14 innings, vs. Illinois-Chicago (W, 6-5) (Feb. 27, 2016)
Played in 15 or more innings	16 innings, vs. Ole Miss (L, 6-5) (April 10, 2015)
Played in 16 or more innings	16 innings, vs. Ole Miss (L, 6-5) (April 10, 2015)
Played in 17 or more innings	2x, last 17 innings, vs. Evansville (W, 2-1) (March 8, 2023)
	Previous: 17 innings, vs. Louisville (W, 11-10) (May 11, 2010)
Won both games of a doubleheader	vs. Wagner: 12-1, 13-1 (March 5, 2022)
Shutout opponent in both games of a doubleheader	vs. Georgia: 3-0, 6-0 (April 27, 1976)
Lost both games of a doubleheader	at South Carolina: 4-8, 3-8 (March 23, 2024)
Swept a 3-game series at home	vs. Missouri (March 28-30, 2024)
Swept a 3-game series at home vs. non-conference opponent	vs. Illinois State (March 8-10, 2024)
Swept a 3-game series on the road	at Mississippi State (March 24-27, 2023)
Swept a 3-game SEC series at home	vs. Missouri (March 28-30, 2024)
Swept a 3-game SEC series on the road	at Mississippi State (March 24-27, 2023)
Swept a midweek series at home	2 games, vs. South Alabama (Feb. 18-19, 2020)
Swept a midweek series on the road	2 games, at Ohio (May 17-18, 2005)
Swept a four-game series	at Hawaii (March 4-6, 2022)
Was swept in a 3-game series at home	vs. #1 Tennessee (April 1-3, 2022)
Was swept in a 3-game series at home vs. non-conference opponent	vs. Oregon (Feb. 24-26, 2012)
Was swept in a 3-game series on the road	at #19 Georgia (May 3-5, 2024)
Was swept in a 3-game SEC series at home	vs. #1 Tennessee (April 1-3, 2022)
Was swept in a 3-game SEC series on the road	at #19 Georgia (May 3-5, 2024)
Swept 3 or more SEC series in a season	4, 2023 (vs. Ole Miss, at Miss. St., vs. Georgia, vs. UK)
Swept 5 or more SEC series in a season	5, 2019 (vs. UF, at ALA, vs. AUB, at USC, at UK)
Swept 6 or more SEC series in a season	6, 2013 (at AUB, vs. UT, at OM, vs. MIZ, vs. MSU, vs. UK)
Was swept in 3 or more SEC series in a season	3, 2024 (at USC, at TAMU, at UGA)
Was swept in 4 or more SEC series in a season	4, 2002 (vs. UGA, at UF, at AUB)
Swept Alabama in a 3-game series at home	April 9-11, 2011
Swept Alabama in a 3-game series on the road	April 19-21, 2019
Was swept by Alabama in a 3-game series at home	April 17-19, 2009
Was swept by Alabama in a 3-game series on the road	April 22-23, 2006
Swept Florida in a 3-game series at home	March 21-23, 2019
Swept Florida in a 3-game series on the road	Never Happened
Was swept by Florida in a 3-game series at home	May 20-22, 2005
Was swept by Florida in a 3-game series on the road	May 12-14, 2023
Swept Georgia in a 3-game series at home	March 31-April 2, 2023
Swept Georgia in a 3-game series on the road	April 3-5, 2015
Was swept by Georgia in a 3-game series at home	March 31-April 2, 2023
Was swept by Georgia in a 3-game series on the road	May 3-5, 2024
Swept Kentucky in a 3-game series at home	April 28- April 30, 2023
Swept Kentucky in a 3-game series on the road	May 16-18, 2019
Was swept by Kentucky in a 3-game series at home	May 12-14, 2000
Was swept by Kentucky in a 3-game series on the road	April 9-10, 1988
Swept LSU in a 3-game series at home	April 22-24, 2011
Swept LSU in a 3-game series on the road	April 1-3, 2022
Was swept by LSU in a 3-game series at home	May 19-21, 2021
Was swept by LSU in a 3-game series on the road	March 7-9, 1997
Swept Mississippi State in a 3-game series at home	April 26-28, 2013
Swept Mississippi State in a 3-game series on the road	March 24-27, 2023
Was swept by Mississippi State in a 3-game series at home	April 20-21, 1991
Was swept by Mississippi State in a 3-game series on the road	March 11-12, 2000
Swept Missouri in a 3-game series at home	March 28-30, 2024
Swept Missouri in a 3-game series on the road	March 25-27, 2021
Was swept by Missouri in a 3-game series at home	Never Happened
Was swept by Missouri in a 3-game series on the road	Never Happened
Swept South Carolina in a 3-game series at home	Never Happened
Swept South Carolina in a 3-game series on the road	May 3-5, 2019
Was swept by South Carolina in a 3-game series at home	April 12-14, 2002
Was swept by South Carolina in a 3-game series on the road	March 23-24, 2024
Swept Tennessee in a 3-game series at home	March 29-31, 2013
Swept Tennessee in a 3-game series on the road	May 2-4, 2008
Was swept by Tennessee in a 3-game series at home	April 1-3, 2022
Was swept by Tennessee in a 3-game series on the road	April 21-23, 2023
Swept Texas A&M in a 3-game series at home	Never Happened
Swept Texas A&M in a 3-game series on the road	Never Happened
Was swept by Texas A&M in a 3-game series at home	Never Happened
Was swept by Texas A&M in a 3-game series on the road	April 12-14, 2024

THE LAST TIME VANDERBILT ...

Defeated a Top 25 ranked team _____ vs. #15 Mississippi State, 4-3 [SECT] (May 23, 2024)
 Defeated a Top 25 ranked team at home _____ vs. #1 Tennessee, 3-0 (May 12, 2024)
 Defeated a Top 25 ranked team on the road _____ at #2 Kentucky, 12-4 (May 18, 2024)
 Defeated a Top 25 ranked team at a neutral site _____ vs. #15 Mississippi State, 4-3 [SECT] (May 23, 2024)
 Defeated a Top 25 ranked non-conference team _____ vs. #15 Texas, 14-11 (March 3, 2024)
 Defeated a Top 25 ranked non-conference team at home _____ vs. #17 UCLA, 2-1 (Feb. 26, 2023)
 Defeated a Top 25 ranked non-conference team on the road _____ at #13 Oklahoma State - Game 2, 18-4 (March 13, 2021)

Defeated a Top 20 ranked team _____ vs. #15 Mississippi State, 4-3 [SECT] (May 23, 2024)
 Defeated a Top 20 ranked team at home _____ vs. #1 Tennessee, 3-0 (May 12, 2024)
 Defeated a Top 20 ranked team on the road _____ at #2 Kentucky, 12-4 (May 18, 2024)
 Defeated a Top 20 ranked team at a neutral site _____ vs. #15 Mississippi State, 4-3 [SECT] (May 23, 2024)

Defeated a Top 15 ranked team _____ vs. #15 Mississippi State, 4-3 [SECT] (May 23, 2024)
 Defeated a Top 15 ranked team at home _____ vs. #1 Tennessee, 3-0 (May 12, 2024)
 Defeated a Top 15 ranked team on the road _____ at #2 Kentucky, 12-4 (May 18, 2024)
 Defeated a Top 15 ranked team at a neutral site _____ vs. #15 Mississippi State, 4-3 [SECT] (May 23, 2024)

Defeated a Top 10 ranked team _____ vs. #1 Tennessee, 13-4 [SECT] (May 22, 2024)
 Defeated a Top 10 ranked team at home _____ vs. #1 Tennessee, 3-0 (May 12, 2024)
 Defeated a Top 10 ranked team on the road _____ at #2 Kentucky, 12-4 (May 18, 2024)
 Defeated a Top 10 ranked team at a neutral site _____ vs. #1 Tennessee, 13-4 [SECT] (May 22, 2024)

Defeated a Top 5 ranked team _____ vs. #1 Tennessee, 13-4 [SECT] (May 22, 2024)
 Defeated a Top 5 ranked team at home _____ vs. #1 Tennessee, 3-0 (May 12, 2024)
 Defeated a Top 5 ranked team on the road _____ at #2 Kentucky, 12-4 (May 18, 2024)
 Defeated a Top 5 ranked team at a neutral site _____ vs. #1 Tennessee, 13-4 [SECT] (May 22, 2024)

Defeated a #1 ranked team _____ vs. #1 Tennessee, 3-0 (May 12, 2024)
 Defeated a #1 ranked team at home _____ vs. #1 Tennessee, 3-0 (May 12, 2024)
 Defeated a #1 ranked team on the road _____ at #1 Florida, 5-0 (May 14, 2016)
 Defeated a #1 ranked team at a neutral site _____ vs. #1 Tennessee, 13-4 [SECT] (May 22, 2024)

Won a series against a Top 25 ranked team _____ at #18 LSU, 6-10, 8-6, 13-3 (8 inn.) (April 4-6, 2024)
 Won a series against a Top 10 ranked team _____ vs. #2 Arkansas, 2-8, 10-8, 7-6 (May 18-20, 2023)
 Won a series against a Top 25 ranked team at home _____ vs. #18 Auburn, 11-1, 13-5, 9-6 (March 15-17, 2024)
 Won a series against a Top 10 ranked team at home _____ vs. #2 Arkansas, 2-8, 10-8, 7-6 (May 18-20, 2023)
 Won a series against a Top 25 ranked team on the road _____ at #18 LSU, 6-10, 8-6, 13-3 (8 inn.) (April 4-6, 2024)
 Won a series against a Top 10 ranked team on the road _____ at #4 Arkansas, 9-6, 6-11, 5-0 (May 13-15, 2022)
 Swept a series against a Top 25 ranked team _____ vs. #18 Auburn, 11-1, 13-5, 9-6 (March 15-17, 2024)
 Swept a series against a Top 10 ranked team _____ 2 games, at #1 Arkansas, 9-0, 13-6 (April 10-11, 2009)
 3 games, vs. #3 Ole Miss, 12-2, 8-0, 7-2 (March 16-18, 2023)
 Played to a tie _____ vs. Alabama, 3-3 - 8 inn. (May 20, 2017)

Hit back-to-back home runs _____ Jack Bulger (2-run), Camden Kozzeal (solo) - 4th inn. at #19 Georgia (May 4, 2024)
 Hit back-to-back HR twice in a game _____ Spencer Jones (solo), Dominic Keegan (solo) - 3rd inn.;
 _____ Tate Kolwyck (solo), Carter Young (solo) - 7th inn. vs. Missouri (March 20, 2022)

Had multiple players hit 2-or-more home runs _____ Stephen Scott (2), Philip Clarke (2), Connor Kaiser (3) at Clemson (June 3, 2018)
 Hit 2 or more home runs in an inning _____ 2, 4th inning at #19 Georgia (May 4, 2024)
 Hit 3 or more home runs in an inning _____ 3, 4th inning, vs. Georgia State (May 2, 2023)
 Hit 5 or more home runs in a game _____ 5, vs. Duke (June 9, 2019)
 Hit 6 or more home runs in a game _____ 9, vs. #8 Clemson @ NCAA Clemson Regional (June 3, 2018)
 Hit 8 or more home runs in a game _____ 9, vs. #8 Clemson @ NCAA Clemson Regional (June 3, 2018)
 Hit multiple grand slams in a single game _____ 2, Noland Parker at Mississippi State (March 24, 2023)
 Hit multiple grand slams in a season _____ 3 (A. Espinal, P. Noland, P. Noland) (2023)
 Hit 3 or more grand slams in a season _____ 3 (A. Espinal, P. Noland, P. Noland) (2023)
 Hit 4 or more grand slams in a season _____ 4 (D. Keegan, T. Kolwyck, C. Young, I. Thomas) (2021)

Homered in 3 or more consecutive innings _____ 3, vs. #1 Tennessee, 7th-8th-9th [SECT] (May 22, 2024)
 Homered in 4 or more consecutive innings _____ 4, vs. Clemson, 5th-6th-7th-8th (June 3, 2018)
 Homered in 5 or more consecutive games _____ 13 games (March 1-22, 2022)
 Homered in 8 or more consecutive games _____ 13 games (March 1-22, 2022)
 Homered in 9 or more consecutive games _____ 13 games (March 1-22, 2022)
 Homered in 10 or more consecutive games _____ 13 games (March 1-22, 2022)

Scored 10 or more runs in 3 consecutive games _____ 3 games (March 12-16, 2024)
 Scored 10 or more runs in 4 consecutive games _____ 4 games (March 24, 2023-March 28, 2023)
 Scored 10 or more runs in 5 or more consecutive games _____ 6 games (April 22-May 1, 2011)
 Scored 15 or more runs in a game _____ 15, at Lipscomb (7 inn.) (April 16, 2024)
 Scored 20 or more runs in a game _____ 20, vs. Indiana State (Feb. 27, 2024)
 Scored 20 or more runs in consecutive games _____ 21-10 vs. Tennessee Tech; 22-11 at S. Carolina (April 30; May 3, 2019)

Scored 10 or more runs in a loss _____ 12-14, vs. Arkansas (April 14, 2019)
 Scored 15 or more runs in a loss _____ 15-16, 10 inn. - at LSU (May 7, 2010)
 Scored 17 or more runs in a loss _____ 17-22, vs. Michigan State (March 20, 1993)
 Scored 20 or more runs in a loss _____ Never Happened

Scored 10 or more unanswered runs _____ 11, at Lipscomb (April 16, 2024)
 Scored 15 or more unanswered runs _____ 17, vs. New Mexico State [NCAA Regional] (June 4, 2022)
 Scored 20 or more unanswered runs _____ 21, vs. Radford @ NCAA Nashville Regional (June 1, 2015)

Scored in 5 consecutive innings _____ 8, (1st-8th) at #18 LSU (April 6, 2024)
 Scored in 6 consecutive innings _____ 8, (1st-8th) at #18 LSU (April 6, 2024)
 Scored in 7 consecutive innings _____ 8, (1st-8th) at #18 LSU (April 6, 2024)
 Scored in 8 consecutive innings _____ 8, (1st-8th) at #18 LSU (April 6, 2024)
 Scored in 9 or more consecutive innings (multiple games) _____ 13 innings, three games (April 5-9, 2024)

Scored 5 or more runs in the first inning _____ 7, vs. MTSU (April 9, 2024)
 Scored 6 or more runs in the first inning _____ 7, vs. MTSU (April 9, 2024)
 Scored 7 or more runs in the first inning _____ 7, vs. MTSU (April 9, 2024)
 Scored 9 or more runs in the first inning _____ 9, vs. Samford (March 12, 2019)

Scored in the first inning in 4 or more consecutive games _____ 4 games (May 24-27, 2023)
 Scored 7 or more runs in an inning _____ 7, (1st inn.) vs. MTSU (April 9, 2024)
 Scored 10 or more runs in an inning _____ 10, (5th inn.) vs. Belmont, 13-4 (March 22, 2022)
 Scored 14 or more runs in an inning _____ 14 (3rd inn.) vs. Middle Tennessee (May 15, 2018)
 Scored 4 or more runs in three diff. innings _____ 4 (1st inn.), 4 (3rd inn.), 6 (5th inn.) at Lipscomb (April 16, 2024)
 Scored 4 or more runs in three diff. innings in consecutive games _____ 6 (1st inn.), 5 (3rd inn.) & 4 (4th inn.)
 vs. Tennessee Tech (April 30, 2019) and 7 (4th inn.), 9 (6th inn) & 5 (7th inn) at S. Carolina (May 3, 2019)

Scored 10 or more runs in a road game _____ 12, at #2 Kentucky (May 18, 2024)
 Scored 15 or more runs in a road game _____ 15, at Lipscomb (April 16, 2024)
 Scored 20 or more runs in a road game _____ 26, at Mississippi State (March 24, 2023)
 Scored 25 or more runs in a road game _____ 26, at Mississippi State (March 24, 2023)

Allowed 10 or more runs in a loss _____ 17, at #2 Kentucky (May 17 2024)
 Allowed 10 or more runs in a win _____ 11, vs. Florida Atlantic (Feb. 16, 2024)
 Allowed 15 or more runs in a game _____ 17, at #2 Kentucky (May 17 2024)
 Allowed 20 or more runs in a game _____ 20, vs. Florida (April 15, 2017)
 Allowed 7 or more runs in an inning _____ 7, 8th inn. vs. Dayton (Feb. 20, 2024)
 Allowed 10 or more runs in an inning _____ 13, 7th inn. vs. Xavier (June 4, 2016)
 Allowed 5 or more runs in the first inning _____ 5, at #2 Kentucky (May 17, 2024)

Overcame a deficit of 4 or more runs in a win _____ 5, vs. Tennessee Tech (April 30, 2024)
 Overcame a deficit of 5 or more runs in a win _____ 5, vs. Tennessee Tech (April 30, 2024)
 Overcame a deficit of 6 or more runs in a win _____ 8, vs. #15 Texas (March 3, 2024)
 Overcame a deficit of 7 or more runs in a win _____ 8, vs. #15 Texas (March 3, 2024)
 Overcame a deficit of 8 or more runs in a win _____ 8, vs. #15 Texas (March 3, 2024)
 Overcame a deficit of 9 or more runs in a win _____ 10, vs. Illinois State (March 1, 2015)

Squandered a lead of 5 or more runs in a loss _____ 6, vs. Gonzaga (Feb. 25, 2024)
 Squandered a lead of 6 or more runs in a loss _____ 6, vs. Gonzaga (Feb. 25, 2024)
 Squandered a lead of 7 or more runs in a loss _____ 7, vs. South Carolina (April 27, 2018)

Had 15 or more hits in a game _____ 15, vs. #1 Tennessee [SECT] (May 22, 2024)
 Had 15 or more hits in a win _____ 15, vs. #1 Tennessee [SECT] (May 22, 2024)
 Had 18 or more hits in a game _____ 18, vs. Georgia (April 1, 2023)
 Had 18 or more hits in a win _____ 18, vs. Georgia (April 1, 2023)
 Had 20 or more hits in a win _____ 23, at Auburn (April 9, 2022)
 Had 30 or more hits in a game _____ 30, vs. Alabama (April 17, 1988)
 Had 50 or more hits in an SEC series _____ 54, vs. Missouri (April 12-14, 2013)
 Had 15 or more hits in a loss _____ 17, vs. Florida (April 15, 2017)

Had at least 15 hits in back-to-back games _____ 17, 17, vs. #18 Auburn (March 16-17, 2024)
 Had at least 10 hits in 5 or more consecutive games _____ 5 games (March 11-18, 2022)
 Had at least 10 hits in 6 or more consecutive games _____ 6 games (Feb. 20-March 1, 2019)
 Had at least 10 hits in 7 or more consecutive games _____ 7 games (Feb. 18-27, 2018)
 Had at least 10 hits in 8 or more consecutive games _____ 8 games (Feb. 27-March 12, 2010)

Had 5 or more doubles in a game _____ 5, vs. Florida (April 19, 2024)
 Had 6 or more doubles in a game _____ 7, vs. Gonzaga (Feb. 25, 2024)
 Had 7 or more doubles in a game _____ 7, vs. Gonzaga (Feb. 25, 2024)
 Allowed 5 or more doubles in a game _____ 5, at #22 Georgia (March 6, 2022)
 Allowed 6 or more doubles in a game _____ 8, vs. Nebraska (March 3, 2023)

Had 2 or more triples in a game _____ 2, vs. Air Force (Feb. 18, 2025)
 Had 3 or more triples in a game _____ 4, vs. Radford (May 31, 2015)
 Had 4 or more triples in a game _____ 4, vs. Radford (May 31, 2015)
 Allowed 2 or more triples in a game _____ 2, vs. Duke (June 7, 2019)
 Allowed 3 or more triples in a game _____ 3, vs. Texas A&M (April 11, 2014)

THE LAST TIME VANDERBILT ...

Allowed 3 or more home runs in a game _____ 3, vs. #1 Tennessee (May 10, 2024)
 Allowed 4 or more home runs in a game _____ 4, at #19 Georgia (May 4, 2024)
 Allowed 5 or more home runs in a game _____ 5, at #3 Texas A&M (April 12, 2024)

Did not draw a walk in a game _____ at Grand Canyon (Feb. 14, 2025)
 Walked 10 or more times in a game _____ 10, vs. Lipscomb (March 28, 2023)
 Walked 15 or more times in a game _____ 17, vs. Davidson (March 5, 2019)
 Walked 18 or more times in a game _____ 19, vs. Middle Tennessee (May 15, 2018)
 Allowed 0 walks in a game _____ vs. Florida [SECT] (May 21, 2024)
 Allowed 0 walks in back-to-back games _____ vs. Illinois State (March 9-10, 2024)
 Allowed 10 or more walks in a game _____ 10, vs. Indiana State (April 18, 2023)
 Allowed 12 or more walks in a game _____ 12, vs. Austin Peay (Feb. 27, 2019)
 Allowed 10-plus walks in back-to-back games _____ 12, vs. Illinois State; 12, vs. Evansville (March 1-3, 2015)

Did not strikeout in a game _____ vs. Tennessee-Martin (Feb. 23, 2005)
 Struck out 12 or more times in a game _____ 15, vs. #15 Mississippi State [SECT] (May 23, 2024)
 Struck out 15 or more times in a game _____ 15, vs. #15 Mississippi State [SECT] (May 23, 2024)
 Struck out 15 or more batters in a game _____ 16, Air Force (Feb. 18, 2025)
 Struck out 19 or more batters in a game _____ 24, vs. Evansville (17 inn.) (March 8, 2023)
 Struck out 20 or more batters in a game _____ 24, vs. Evansville (17 inn.) (March 8, 2023)
 Struck out 10 or more batters in 5 consecutive games _____ 5 games (Feb. 14-18, 2025)
 Struck out 10 or more batters in 8 consecutive games _____ 9 games (Feb. 18-March 5, 2022)

Pitching staff held opponent scoreless for 10 consecutive inn. in a game _____ 15 inn. vs. Evansville (March 8, 2023)

Had 5 or more hit batters in a game _____ 5, vs. UAB (Feb. 22, 2023)
 Had 6 or more hit batters in a game _____ 6, Tennessee Tech (April 19, 2022)

Had 5 or more stolen bases in a game _____ 5, vs. Air Force (Feb. 17, 2025)
 Had 6 or more stolen bases in a game _____ 6, vs. Eastern Michigan (March 5, 2024)
 Had 7 or more stolen bases in a game _____ 7, vs. UMass-Lowell (Feb. 25, 2018)
 Had 8 or more stolen bases in a game _____ 8, vs. UNC-Wilmington (June 1, 2012)

Left 13 or more runners on base _____ 14, vs. #18 Auburn (March 17, 2024)
 Left 14 or more runners on base _____ 14, vs. #18 Auburn (March 17, 2024)
 Left 15 or more runners on base _____ 18, vs. Evansville (March 8, 2023)
 Left 16 or more runners on base _____ 18, vs. Evansville (March 8, 2023)

Committed 4 or more errors in a game _____ 4, vs. Arkansas (May 18, 2022)
 Committed 5 or more errors in a game _____ 6, at Middle Tennessee (March 22, 2016)
 Committed 6 or more errors in a game _____ 6, at Middle Tennessee (March 22, 2016)

Combined for a no-hitter _____ at Minnesota (Carter, Hliboki, Ginther, Maldonado), March 5, 2023
 Combined for a perfect game _____ at Western Kentucky (J. Lewis, N. Pilkington, J. Scott, M. Buschmann), May 6, 2003
 Combined on a one-hitter _____ vs. Missouri (Cunningham, Green), March 29, 2024
 Combined on a two-hitter _____ vs. Valparaiso (McElvain, Kranzler, Green, Seiber) March 26, 2024
 Combined on a three-hitter _____ vs. #1 Tennessee, (Thompson, Futrell) May 12, 2024
 Was no-hit _____ at Texas A&M (Kyle Simonds, 9.0), May 7, 2016

Started six true freshmen _____ at Auburn (Austin Martin - LF, Philip Clarke - DH, Pat DeMarco - RF, Jayson Gonzalez - SS, Garrett Blaylock - 3B, Mason Hickman - SP), May 6, 2018

HITTING:

Hit an inside-the-park home run _____ Will Toffey vs. Belmont (March 22, 2017)
 Hit a pinch-hit home run _____ Troy LaNeve at #2 Kentucky (May 18, 2024)
 Hit a grand slam _____ Riley Nelson vs. UC Irvine (Feb. 16, 2025)
 Hit a grand slam on the road _____ Parker Noland at Mississippi State (March 24, 2023)

Hit a walk-off home run _____ Davis Diaz vs. UT Martin (April 23, 2024)
 Hit a walk-off home run in SEC game _____ Troy LaNeve vs. Kentucky (May 20, 2021)
 Hit an extra-inning walk-off home run _____ Isaiah Thomas vs. Hawaii, 11th inning (March 1, 2020)
 Hit a postseason walk-off home run _____ JJ Bleday vs. Mississippi State (June 9, 2018)
 Had a walk-off base hit _____ Camden Kozeal vs. Gonzaga (Feb. 24, 2024)
 Drew a walk-off walk _____ Carter Young vs. TCU (March 8, 2020)
 Walk-off hit-by-pitch _____ RJ Austin vs. Tennessee Tech (April 30, 2024)

Had 10 or more total bases in a game _____ Parker Noland (11) at Mississippi State (March 24, 2023)
 Had 11 or more total bases in a game _____ Connor Kaiser (14) at Clemson (June 3, 2018)

Hit 2 or more home runs in a game _____ Alan Espinal vs. #1 Tennessee [SECT] (May 22, 2024)
 Hit 2 or more home runs in an SEC game _____ Braden Holcomb at #18 LSU (April 6, 2024)
 Hit 3 or more home runs in a game _____ Connor Kaiser (3) at Clemson (June 3, 2018)
 Hit 2 or more home runs in consecutive games _____ Davis Diaz at Mississippi State (March 25-26, 2023)

Homered in consecutive at-bats _____ Troy LaNeve, 8th inn., 2nd inn. vs. Arkansas (May 19-20, 2023)
 Homered in consecutive at-bats in an SEC game _____ Troy LaNeve, 8th inn., 2nd inn. vs. Arkansas (May 19-20, 2023)

Hit for the cycle _____ Clinton Johnston vs. Kentucky (April 28, 1996)
 Hit for the cycle in an SEC game _____ Clinton Johnston vs. Kentucky (April 28, 1996)

Had a 20-game hit streak _____ JJ Bleday and Austin Martin, 20 (May 17, 2018-March 1, 2019)
 Had a 25-game hit streak _____ Xavier Turner, 27 (March 4-April 22, 2014)
 Had a 45-game on-base streak _____ JJ Bleday, 50 (March 19-June 26, 2019)

Had 2 hits in an inning _____ Spencer Jones (HR, 2B), Dominic Keegan (2B, 2B) and Jack Bulger (1B, 2B) at Auburn (April 9, 2022)
 Had 5 or more hits in a game _____ Parker Noland (5) at Mississippi State (March 24, 2023)

Had 5 or more RBIs in a game _____ Alan Espinal (5) vs. #1 Tennessee [SECT] (May 22, 2024)
 Had 6 or more RBIs in a game _____ Troy LaNeve (6) vs. Illinois State (March 8, 2024)
 Had 7 or more RBIs in a game _____ Parker Noland (11) at Mississippi State (March 24, 2023)
 Had 10 or more RBIs in a game _____ Parker Noland (11) at Mississippi State (March 24, 2023)

Stole home _____ Calvin Hewett vs. Florida Atlantic (Feb. 18, 2024)
 Had a triple steal _____ Ethan Paul (home), Jeren Kendall (3rd), Bryan Reynolds (2nd) vs. Auburn (May 19, 2016)
 Had 3 or more stolen bases in a game _____ 3, Calvin Hewett vs. Illinois State (March 8, 2024)
 Had 2 or more stolen bases in an inning _____ 2, Jacob Humphrey vs. Missouri (March 30, 2024)

Drew four or more walks in a game _____ 4, Jonathan Vastine vs. Eastern Michigan (March 5, 2024)

PITCHING:

Threw a 9-inning no-hitter _____ Jack Leiter vs. #16 South Carolina (March 20, 2021)
 _____ Kumar Rocker vs. Duke @ Nashville Super Regional (June 8, 2019)
 _____ Doug Wessel vs. Belmont (April 19, 1971)

Struck out eight or more consecutive batters _____ Sam Hliboki, 8 vs. UT Martin (April 23, 2024)
 Struck out 10 or more batters in a game _____ Bryce Cunningham, 10 vs. #1 Tennessee (May 10, 2024)
 Struck out 10 or more batters in an SEC game _____ Bryce Cunningham, 10 vs. #1 Tennessee (May 10, 2024)
 Struck out 12 or more batters in a game _____ Bryce Cunningham, 12 vs. Missouri (March 29, 2024)
 True freshman struck out 10 or more batters in a game _____ Devin Futrell, 10, vs. Austin Peay (April 5, 2022)
 True freshman struck out 10 or more batters in debut _____ Jack Leiter, 12, vs. South Alabama (Feb. 18, 2020)
 True freshman struck out 15 or more batters in a game _____ Kumar Rocker, 19, vs. Duke (June 8, 2019)
 Struck out 15 or more batters in a game _____ Jack Leiter, 15, vs. NC State (June 21, 2021)
 Struck out 10 or more batters in consecutive games _____ Greysen Carter (11), Bryce Cunningham (12) vs. Missouri (March 28-29, 2024)

Pitched a 7-inning, complete game _____ Carter Holton, at #4 Arkansas (May 15, 2022)
 Pitched 9 or more innings _____ 9.0, Bryce Cunningham vs. Mississippi State (April 26, 2024)
 Pitched 9 or more scoreless innings _____ 9.0, Bryce Cunningham vs. Mississippi State (April 26, 2024)
 Pitched a 9-inning, complete game _____ 9.0, Bryce Cunningham vs. Mississippi State (April 26, 2024)
 Pitched a 9-inning, complete-game shutout _____ 9.0, Bryce Cunningham vs. Mississippi State (April 26, 2024)
 Picked up 10 or more saves in a season _____ 17, Tyler Brown (2019)
 Picked up 15 or more saves in a season _____ 17, Tyler Brown (2019)
 Picked up win and save on same day _____ Jackson Gillis vs. Ole Miss, Win - Game 1, Save - Game 2 (April 15, 2018)
 Picked up the save (true freshman) _____ Miller Green vs. Missouri (March 30, 2024)