



VANDERBILT

WOMEN'S BASKETBALL

2024-25 GAME NOTES • GAME 33 • vs. (10) OREGON

2024-25 SCHEDULE

Overall: 22-10 | SEC: 8-8

Home: 13-4 | Away: 7-4 | Neutral: 2-2

NET Ranking: 22 | Streak: L-1

NOVEMBER (7-1)

4	Lipscomb	Win	102-50
8	Austin Peay	Win	93-37
14	at South Florida	Win	62-49
17	Butler	Win	81-52
20	Hampton	Win	94-45
22	Samford	Win	104-59
26	vs. Arizona [^]	Win	71-60
27	vs. (RV/RV) Michigan State [^]	Loss	70-78

DECEMBER (6-0)

1	Appalachian State	Win	94-40
4	at Miami [#]	Win	88-70
14	Evansville	Win	106-40
19	at Dayton	Win	80-66
21	West Georgia	Win	103-68
29	Alabama A&M	Win	93-64

JANUARY (5-3)

2	Georgia*	Win	108-82
5	#16/16 Kentucky*	Loss	78-96
9	at (RV/RV) Ole Miss*	Loss	59-87
11	at #5/4 LSU*	Loss	77-83
19	#15/15 Tennessee*	Win	71-70
23	Arkansas*	Win	101-60
26	at #19/19 Alabama*	Win	66-64
30	at Florida*	Win	99-86

FEBRUARY (2-5)

2	Ole Miss*	Loss	61-76
6	at #4/6 Texas*	Loss	66-87
13	Mississippi State*	Loss	77-85 (2OT)
16	at Auburn*	Win	98-88 (OT)
20	at #16/16 Oklahoma*	Loss	81-101
23	#6/6 South Carolina*	Loss	54-82
27	Texas A&M*	Win	91-58

MARCH (2-1)

2	at Missouri*	Win	100-59
6	vs. (9) #18/17 Tennessee%	Win	84-76
7	vs. (1) #5/5 South Carolina%	Loss	63-84
21	vs. (10) Oregon&	4:30 p.m.	ESPNews

All times Central • Home games in bold • Neutral games in italics

*SEC game • ^Academy Classic (Palm Springs, Calif.) • #SEC/ACC Challenge • %SEC Tournament

&NCAA Tournament

Rankings: AP/Coaches • All games times and dates are subject to change

GAME 33



(7) VANDERBILT (22-10, 8-8 SEC)
vs. **(10) OREGON** (19-11, 10-8 Big Ten)



FRIDAY, MARCH 21
4:30 p.m. CT



DURHAM, N.C.
Cameron Indoor Stadium (9,314)



ESPNEWS
Jenn Hildreth (Play-By-Play) • Kelly Gramlich (Analyst)



94.9 THE FAN
Vanderbilt Athletics App • Jake Lyman

STARTING FIVE

>> Vanderbilt earned its second-straight selection into the NCAA Tournament after going 22-10 overall in 2024-25. The Dores have earned back-to-back March Madness bids for the first time since the 2012-13 and 2013-14 seasons. Vandy holds a NET ranking of 22, a 34-spot improvement from the Commodores' NET ranking going into last season's NCAA Tournament.

>> It is Vandy's 29th overall March Madness appearance, tied with Ohio State for 12th-most in NCAA women's basketball history. The No. 7 seed is the highest selection for Vanderbilt in the NCAA Tournament since 2012 when the Dores were also a No. 7 seed in the Fresno Region. It is the third time that Vandy has been a No. 7 seed in the NCAA Tournament.

>> The Dores are 40-28 all-time in the NCAA Tournament. Vanderbilt has made 14 appearances in the Sweet 16 with the last coming in 2008-09. Vandy has advanced to the Elite Eight five different times, with last time happening in 2001-02. The Dores have also made a run to the Final Four once, having played in the 1993 NCAA Final Four against Texas Tech in Atlanta.

>> It is the first time Vanderbilt and Oregon will face off in the NCAA Tournament. It will be the third all-time meeting between the Commodores and the Ducks and the first since the 1994-95 season. Vandy is 2-0 against Oregon. The Commodores picked up a 72-68 win in Memorial Gym on Dec. 6, 1992, then posted an 82-54 victory in Eugene, Oregon, on Dec. 21, 1994.

>> The winner between No. 7 seed Vanderbilt and No. 10 seed Oregon will move on to the Second Round of the NCAA Tournament and face either No. 2 seed Duke or No. 15 seed Lehigh on Sunday at Cameron Indoor Arena.



TEAM COMPARISON

22-10	Overall Record	19-11
8-8	Conf. Record	10-8
83.6	Points Per Game	68.2
68.8	Opp. Per Game	62.9
45.1	Field Goal Pct.	42.6
43.7	Opp. Field Goal Pct.	40.6
33.9	3-Point Pct.	30.1
29.9	Opp. 3-Point Pct.	33.7
78.4	Free Throw Pct.	69.7
38.1	Rebounds Per Game	35.1
+0.7	Rebounding Margin	-1.0
16.6	Assists Per Game	14.5
13.8	Turnovers Per Game	13.3
12.4	Steals Per Game	9.1
2.7	Blocks Per Game	2.5

SERIES HISTORY

Games:	2
Vanderbilt Series Record:	2-0
Games in Nashville:	1-0
Games in Eugene, Ore.:	1-0
Neutral Site Games:	0-0
First Meeting:	Dec 6, 1992 in Nashville, Tenn, Vanderbilt, 72-68
Last Meeting:	Dec. 21, 1994 in Eugene, Ore., Vanderbilt, 82-54
Last Vandy Win:	Dec. 21, 1994 in Eugene, Ore., 82-54
Last Vandy Loss:	Never
Last Home Win:	Dec. 6, 1992, 72-68
Last Road Win:	Dec. 21, 1994, 82-54
Last Neutral Win:	Never
Last Home Loss:	Never
Last Road Loss:	Never
Last Neutral Loss:	Never
vs. Oregon under Ralph:	0-0
Current Vanderbilt Streak:	W-2

LAST FIVE GAMES

Date	Location	Vandy Result	Score
12.06.92	Nashville	Win	72-68
12.21.94	Eugene	Win	82-54

PROJECTED STARTERS



1

MIKAYLA BLAKES

G • 5-8 • Fr.
Somerset, N.J.
Rutgers Prep HS

Points • 23.2
FG% • 45.8
3PPG% • 34.4
Boards • 3.4
Assists • 3.2
Steals • 2.3



10

JANE NWABA

G • 5-10 • Fr.
Carlson, Calif.
Pepperdine

Points • 4.6
FG% • 46.1
3PPG% • 39.1
Boards • 2.4
Assists • 0.9
Ast/TO • 1.3



11

JORDYN OLIVER

G • 5-10 • Fr.
Prosper, Texas
Duke • Baylor

Points • 3.9
FG% • 45.6
FT% • 80.0
Boards • 4.5
Assists • 3.6
Ast/TO • 2.5



12

KHAMIL PIERRE

F • 6-2 • So.
Phoenix, Ariz.
Perry HS

Points • 20.5
FG% • 49.7
FT% • 66.9
Boards • 9.7
Assists • 2.2
Steals • 3.0



23

IYANA MOORE

G • 5-8 • Sr.
Milwaukee, Wis.
Blackman HS

Points • 12.6
FG% • 38.3
FT% • 83.3
3PPG% • 35.1
3PPG PG • 2.2
Assists • 2.5



ROSTER BREAKDOWN

CLASS

GRADUATE (3): Leilani Kapinus, Jane Nwaba, Jordyn Oliver

SENIOR (2): Iyana Moore, Sacha Washington

JUNIOR (2): Jada Brown, Justine Pissott

SOPHOMORE (4): Madison Greene, Aga Makurat, Aiyana Mitchell, Khamil Pierre

FRESHMAN (2): Mikayla Blakes, Trinity Wilson, Monique Williams*

POSITION

FORWARD (6): Aiyana Mitchell, Jane Nwaba, Khamil Pierre, Justine Pissott, Sacha Washington, Trinity Wilson, Monique Williams*

GUARD (8): Mikayla Blakes, Jada Brown, Madison Greene, Leilani Kapinus, Aga Makurat, Iyana Moore, Jordyn Oliver, Justine Pissott

HOME STATE/COUNTRY

NEW JERSEY (2): Mikayla Blakes, Justine Pissott

WISCONSIN (2): Leilani Kapinus, Iyana Moore

CALIFORNIA (1): Jane Nwaba

GEORGIA (1): Sacha Washington

ARIZONA (1): Khamil Pierre

ARKANSAS (1): Jada Brown

AUSTRALIA (1): Monique Williams*

COLORADO (1): Aiyana Mitchell

MINNESOTA (1): Trinity Wilson

OHIO (1): Madison Greene

POLAND (1): Aga Makurat

TEXAS (1): Jordyn Oliver

*Early enrollee, will begin collegiate career in '25-26

COACHES & STAFF

HEAD COACH: SHEA RALPH • 4TH SEASON

ASSOCIATE HEAD COACH: TOM GARRICK • 4TH SEASON

ASSISTANT COACH: ASHLEY EARLEY • 4TH SEASON

ASSISTANT COACH: KEVIN DEMILLE • 4TH SEASON

AST. COACH/AST. DIR. OF OPS: ERIC MUNDINGER • 3RD SEASON

CHIEF OF STAFF/EXECUTIVE DIR. OF OPS: CHRIS BRANN • 4TH SEASON

DIR. OF INTERNAL OPS./ON-CAMPUS RECRUITING COORD: KOKO NELSON • 4TH SEASON

DIR. OF STRENGTH & CONDITIONING: JENA READY • 1ST SEASON

SENIOR ASSO. ATHLETIC TRAINER: ALLISON SHEPHERD • 4TH SEASON

DIR. OF CREATIVE CONTENT: LEAH DUSTERHOFT • 4TH SEASON

DIR. OF SPECIAL PROJECTS & ATHLETIC CULTURE: YVONNE HAWKINS • 1ST SEASON

DIR. OF PLAYER ENGAGEMENT & INFLUENCE: AUDREY MONTGOMERY • 1ST SEASON

VIDEO COORDINATOR: JT OREM • 1ST SEASON

SPORTS INFORMATION DIRECTOR: CHRIS CASKEY • 2ND SEASON



FRONT ROW (L-R) JANE NWABA, LEILANI KAPINUS, MADISON GREENE, JORDYN OLIVER, IYANA MOORE, JADA BROWN, MIKAYLA BLAKES
BACK ROW (L-R) SACHA WASHINGTON, MONIQUE WILLIAMS, AGA MAKURAT, KHAMIL PIERRE, AIYANA MITCHELL, JUSTINE PISSOTT, TRINITY WILSON

2024-25 ROSTER

No.	Name	POS	HT	YR	EXP	Hometown (Previous School)
1	Mikayla Blakes	G	5-8	Fr.	HS	Somerset, N.J. (Rutgers Prep)
2	Jada Brown	G	5-8	Jr.	2V	Bentonville, Ark. (Bentonville HS)
4	Madison Greene	G	5-6	So.	1V	Columbus, Ohio (Pickerington Central HS)
5	Leilani Kapinus	G	5-10	Gr.	TR	Madison, Wis. (Penn State)
10	Jane Nwaba	F	5-10	Gr.	TR	Carson, Calif. (Pepperdine)
11	Jordyn Oliver	G	5-10	Gr.	1V	Prosper, Texas (Duke)
12	Khamil Pierre	F	6-2	So.	1V	Phoenix, Ariz. (Perry HS)
13	Justine Pissott	G/F	6-4	Jr.	1V	Toms River, N.J. (Tennessee)
14	Aiyana Mitchell	F	6-4	So.	1V	Colorado Springs, Colo. (Fountain-Fort Carson HS)
23	Iyana Moore	G	5-8	Sr.	2V	Milwaukee, Wis. (Blackman HS)
24	Aga Makurat	G	6-2	So.	1V	Sierakowice, Poland (Sopocka Akademia Tenisowa)
30	Trinity Wilson	F	6-3	Fr.	HS	Lakeville, Minn. (Lakeville North HS)
35	Sacha Washington	F	6-2	Sr.	3V	Lawrenceville, Ga. (Collins Hill HS)
- -	Monique Williams*	F	6-3	Fr.	HS	Perth, Australia (Willeton Senior HS)

*Early enrollee, will begin collegiate career in '25-26

COACHING STAFF

HEAD COACH: Shea Ralph - 4th Season - UConn '01

ASSOCIATE HEAD COACH: Tom Garrick - 4th Season - Rhode Island '88

ASSISTANT COACH: Ashley Earley - 4th Season - Vanderbilt '05

ASSISTANT COACH: Kevin DeMille - 4th Season - UConn '13

ASSISTANT COACH/AST. DIRECTOR OF OPERATIONS: Eric Munding - 3rd Season - Memphis '20

PRONUNCIATION

JADA BROWN: (Jay-Duh)

LEILANI KAPINUS: (LAY-lawn-EE, Cap-n-IS)

AGA MAKURAT: (Ah-gah, Mock-ew-Rah)

AIYANA MITCHELL: (Eye-on-Uh)

IYANA MOORE: (Eye-on-Uh)

JANE NWABA: (Wah-Buh)

KHAMIL PIERRE: (KAH-Meel, Pea-Air)

JUSTINE PISSOTT: (Jus-TEEN, Pih-SOT)

SACHA WASHINGTON: (Sah-SHUH)

MONIQUE WILLIAMS: (Moh-NEEK)

SEC STANDINGS (AS OF MARCH 17, 2025)

Team	Record	SEC	Streak
2/2 South Carolina	30-3	15-1	W-7
5/5 Texas	31-3	15-1	L-1
10/10 LSU	28-5	12-4	L-1
13/12 Kentucky	22-7	11-5	L-2
11/11 Oklahoma	25-7	11-5	L-1
21/21 Alabama	23-8	10-6	L-2
25/25 Ole Miss	20-10	10-6	L-1
Vanderbilt (RV/RV)	22-10	8-8	L-1
20/20 Tennessee	22-9	8-8	L-1
Mississippi State (--/RV)	21-11	7-9	L-1
Florida	16-17	5-11	L-1
Georgia	13-19	4-12	L-1
Arkansas	10-22	3-13	L-1
Auburn	12-18	3-13	L-7
Missouri	14-18	3-13	L-2
Texas A&M	10-19	3-13	L-11

POLLS

Associated Press Top 25 as of March 17

- | | |
|------------------------|----------------------|
| 1) UCLA* (19) | 14) Baylor |
| 2) South Carolina* (8) | 15) Ohio State |
| 3) UConn (5) | 16) West Virginia |
| 4) Southern Cal | 17) Oklahoma State |
| 5) Texas* | 18) Maryland |
| 6) TCU | 19) Kansas State |
| 7) Duke | 20) Tennessee* |
| 8) Notre Dame | 21) Alabama* |
| 9) NC State | 22) Florida State |
| 10) LSU* | 23) Creighton |
| 11) Oklahoma* | 24) South Dakota St. |
| 12) North Carolina | 25) Ole Miss* |
| 13) Kentucky* | *Vanderbilt Opponent |

Received Votes: VANDERBILT, Michigan, Michigan St., Louisville, Iowa, Georgia Tech, James Madison, Harvard, Fairfield, California

USA Today/WBCA Coaches Top 25 as of March 17

- | | |
|------------------------|----------------------|
| 21) 1) UCLA (20) | 14) North Carolina |
| 2) South Carolina* (7) | 15) West Virginia |
| 3) UConn (3) | 16) Baylor |
| 4) Southern California | 17) Maryland |
| 5) Texas* | 18) Kansas State |
| 6) TCU | 19) Oklahoma State |
| 7) Duke | 20) Tennessee* |
| 8) Notre Dame | 21) Alabama* |
| 9) NC State | 22) Creighton |
| 10) LSU* | 23) South Dakota St. |
| 11) Oklahoma* | 24) Florida State |
| 12) Kentucky* | 25) Ole Miss* |
| 13) Ohio State | *Vanderbilt Opponent |

Received Votes: George Mason, Michigan St., James Madison, Louisville, Iowa State, Florida Gulf Coast, California, Mississippi St., Richmond, VANDERBILT, Columbia, Iowa



TV/RADIO ROSTER



1 Mikayla Blakes
G // 5-8 // Fr.
Somerset, N.J.
Rutgers Prep HS



2 Jada Brown
G // 5-8 // Jr.
Bentonville, Ark.
Bentonville HS



4 Madison Greene
G // 5-6 // So.
Columbus, Ohio
Pickerington Central HS



5 Leilani Kapinus
G // 5-10 // Gr.
Madison, Wis.
Penn State
James Madison Memorial HS



10 Jane Nwaba
F // 5-10 // Gr.
Carson, Calif.
Pepperdine
Palisades Charter HS




11 Jordyn Oliver
G // 5-10 // Gr.
Prosper, Texas
Duke // Baylor
Prosper HS



12 Khamil Pierre
F // 6-2 // So.
Phoenix, Ariz.
Perry HS



13 Justine Pissott
G/F // 6-4 // Jr.
Toms River, N.J.
Tennessee
Red Bank Catholic HS



14 Aiyana Mitchell
F // 6-4 // So.
Colorado Springs, Colo.
Fountain-Fort Carson HS



23 Iyana Moore
G // 5-8 // Sr.
Milwaukee, Wis.
Blackman HS



24 Aga Makurat
G // 6-2 // So.
Sierakowice, Poland
Sopocka Akademia
Tenisowa



30 Trinity Wilson
F // 6-3 // Fr.
Lakeville, Minn.
Lakeville North HS



35 Sacha Washington
F // 6-2 // Sr.
Lawrenceville, Ga.
Lawrenceville HS



Monique Williams
F // 6-3 // Fr.
Perth, Australia
Willeton Senior HS

COACHING STAFF




Shea Ralph
Head Coach
4th Season




Tom Garrick
Associate
Head Coach
4th Season



Ashley Earley
Assistant Coach
4th Season



Kevin DeMille
Assistant Coach
4th Season



Eric Munding
Assistant Coach
3rd Season





VANDERBILT AT NCAA TOURNAMENT

VANDERBILT HISTORY AT NCAA TOURNAMENT

ALL-TIME NCAA TOURNAMENT RECORD: 40-28
TOURNAMENT APPEARANCES: 28 (LAST IN 2024)
FINAL FOUR APPEARANCES: 1 (1993)
ELITE EIGHT APPEARANCES: 5 (2002, 2001, 1996, 1993, 1992)
SWEET 16 APPEARANCES: 14 (LAST IN 2009)



VANDERBILT YEAR-BY-YEAR NCAA TOURNAMENT RESULTS

2024 • NO. 12 SEED • PORTLAND REGIONAL 3 • 1-1

First Four & First Round • Blacksburg, Va. • Cassell Coliseum
 First Four: (12) Vanderbilt 72, (12) Columbia 68 - March 20, 2024
 1st Round: (5) Baylor 80, (12) Vanderbilt 63 - March 22, 2024

2014 • NO. 8 SEED • SOUTH BEND REGION • 0-1

First Round • Toledo, Ohio • Savage Arena
 1st Round: (9) Arizona St. 69, (8) Vanderbilt 61 - March 22, 2014

2013 • NO. 8 SEED • BRIDGEPORT REGION • 1-1

First and Second Rounds • Storrs, Conn. • Gampel Pavilion
 1st Round: (8) Vanderbilt 60, (9) Saint Joseph's 54 - March 23, 2013
 2nd Round: (1) Connecticut 77, (8) Vanderbilt 44 - March 25, 2013

2012 • NO. 7 SEED • FRESNO REGION • 1-1

First and Second Rounds • Nashville, Tenn. • Memorial Gymnasium
 1st Round: (7) Vanderbilt 60, (10) Middle Tenn. 46 - March 18, 2012
 2nd Round: (2) Duke 96, (7) Vanderbilt 80 - March 20, 2012

2011 • NO. 10 SEED • SPOKANE REGION • 0-1

First and Second Round • Cincinnati, Ohio • Cintas Center
 1st Round: (7) Louisville 81, (10) Vanderbilt 62 - March 20, 2011

2010 • NO. 6 SEED • SACRAMENTO REGION • 1-1

First and Second Round • Cincinnati, Ohio • Cintas Center
 1st Round: (6) Vanderbilt 83, (11) DePaul 76 (OT) - March 21, 2010
 2nd Round: (3) Xavier 63, (6) Vanderbilt 62 - March 23, 2010

2009 • NO. 4 SEED • RALEIGH REGION • 2-1

First and Second Round • Albuquerque, N.M. • The Pit
 1st Round: (4) Vanderbilt 73, (13) Western Carolina 44 - March 21, 2009
 2nd Round: (4) Vanderbilt 74, (5) Kansas State 61 - March 23, 2009
Sweet 16 • Raleigh, N.C. • RBC Center
 Sweet 16: (1) Maryland 78, (4) Vanderbilt 74 - March 28, 2009

2008 • NO. 4 SEED • SPOKANE REGION • 2-1

First and Second Round • Albuquerque, N.M. • The Pit
 1st Round: (4) Vanderbilt 75, (13) Montana 47 - March 22, 2008
 2nd Round: (4) Vanderbilt 64, (5) West Virginia 46 - March 24, 2008
Sweet 16 • Spokane, Wash. • Spokane Arena
 Sweet 16: (1) Maryland 80, (4) Vanderbilt 66 - March 29, 2008

2007 • NO. 2 SEED • GREENSBORO REGION • 1-1

First and Second Round • East Lansing, Mich. • Breslin Center
 1st Round: (2) Vanderbilt 62, (15) Delaware State 47 - March 18, 2007
 2nd Round: (7) Bowling Green 59, (2) Vanderbilt 56 - March 20, 2007

2006 • NO. 8 SEED • CLEVELAND REGION • 1-1

First and Second Round • Nashville, Tenn. • Memorial Gymnasium
 1st Round: (8) Vanderbilt 76, (9) Louisville 64 - March 18, 2006
 2nd Round: (1) North Carolina 89, (8) Vanderbilt 70 - March 20, 2006

2005 • NO. 5 SEED • KANSAS CITY REGION • 2-1

First and Second Round • Seattle, Wash. • Bank of America Arena
 1st Round: (5) Vanderbilt 77, (12) Montana 44 - March 19, 2005
 2nd Round: (5) Vanderbilt 63, (4) Kansas State 60, - March 21, 2005
Sweet 16 • Kansas City, Mo. • Municipal Auditorium
 Sweet 16: (1) Michigan State 76, (5) Vanderbilt 64 - March 27, 2005

2004 • NO. 2 SEED • MIDWEST REGION • 2-1

First and Second Round • Chattanooga, Tenn. • McKenzie Arena
 1st Round: (2) Vanderbilt 76, (15) Lipscomb 45 - March 20, 2004
 2nd Round: (2) Vanderbilt 60, (10) Chattanooga 44, - March 22, 2004
Sweet 16 • Norman, Okla. • Noble Center
 Sweet 16: (6) Stanford 57, (2) Vanderbilt 55 - March 28, 2004

2003 • NO. 4 SEED • EAST REGION • 1-1

First and Second Round • Norfolk, Va. • Constant Convocation Center
 1st Round: (4) Vanderbilt 55, (13) Liberty 44 - March 22, 2003
 2nd Round: (5) Boston College 86, (4) Vanderbilt 85 (OT) - March 24, 2003

2002 • NO. 1 SEED • MIDWEST REGION • 3-1

First and Second Round • Nashville, Tenn. • Memorial Gymnasium
 1st Round: (1) Vanderbilt 63, (13) Oakland 38 - March 16, 2002
 2nd Round: (1) Vanderbilt 61, (9) Arizona State 35 - March 18, 2002
Sweet 16 and Elite Eight • Ames, Iowa • Hilton Coliseum
 Sweet 16: (1) Vanderbilt 70, (4) North Carolina 61 - March 23, 2002
 Elite Eight: (2) Tennessee 68, (1) Vanderbilt 63 - March 25, 2002

2001 • NO. 3 SEED • MIDWEST REGION • 3-1

First and Second Round • Nashville, Tenn. • Memorial Gymnasium
 1st Round: (3) Vanderbilt 83, (14) Idaho State 57 - March 17, 2001
 2nd Round: (3) Vanderbilt 65, (6) Colorado 59 - March 19, 2001
Sweet 16 and Elite Eight • Ames, Iowa • Pepsi Center
 Sweet 16: (3) Vanderbilt 84, (2) Iowa State 65 - March 24, 2001
 Elite Eight: (1) Notre Dame 72, (3) Vanderbilt 64 - March 26, 2001

2000 • NO. 9 SEED • MIDWEST REGION • 1-1

First and Second Round • Ruston, La. • Thomas Assembly Center
 1st Round: (9) Vanderbilt 71, (8) Kansas 69 (2OT) - March 18, 2000
 2nd Round: (1) Louisiana Tech 66, (9) Vanderbilt 65 - March 20, 2000

1998 • NO. 6 SEED • MIDEAST REGION • 0-1

First Round • Champaign, Ill. • Assembly Hall
 1st Round: (11) UC Santa Barbara 76, (6) Vanderbilt 71 (OT) - March 14, 1998

1997 • NO. 6 SEED • WEST REGION • 2-1

First and Second Rounds • Lawrence, Kan. • Allen Fieldhouse
 1st Round: (6) Vanderbilt 74, (11) Washington 62 - March 15, 1997
 2nd Round: (6) Vanderbilt 51, (3) Kansas 44 - March 17, 1997
Sweet 16 • Missoula, Mont. • Dahlberg Arena
 Sweet 16: (2) Georgia 66, (6) Vanderbilt 52 - March 22, 1997

1996 • NO. 3 SEED • MIDEAST REGION • 3-1

First and Second Rounds • Lawrence, Kan. • Allen Fieldhouse
 1st Round: (3) Vanderbilt 100, (14) Harvard 83 - March 15, 1996
 2nd Round: (3) Vanderbilt 96, (6) Wisconsin 82 - March 17, 1996
Sweet 16 and Elite Eight • Rosemont, Ill. • Rosemont Horizon
 Sweet 16: (3) Vanderbilt 74, (2) Iowa 63 - March 23, 1996
 Elite Eight: (1) Connecticut 67, (3) Vanderbilt 57 - March 25, 1996

1995 • NO. 1 SEED • WEST REGION • 2-1

First and Second Round • Nashville, Tenn. • Memorial Gymnasium
 1st Round: (1) Vanderbilt 90, (16) Northern Illinois 44 - March 17, 1995
 2nd Round: (1) Vanderbilt 95, (8) Memphis 68 - March 19, 1995
Sweet 16 • Los Angeles, Calif. • Pauley Pavilion
 Sweet 16: (4) Purdue 67, (1) Vanderbilt 66 - March 23, 1995

1994 • NO. 2 SEED • EAST REGION • 2-1

First and Second Round • Nashville, Tenn. • Memorial Gymnasium
 1st Round: (2) Vanderbilt 95, (15) Grambling 85 - March 16, 1994
 2nd Round: (2) Vanderbilt 98, (10) Minnesota 72 - March 19, 1994
Sweet 16 • Piscataway, N.J. • Louis Brown Athletic Center
 Sweet 16: (3) North Carolina 73, (2) Vanderbilt 69 - March 24, 1994

1993 • NO. 1 SEED • EAST REGION • 3-1

Second Round • Nashville, Tenn. • Memorial Gymnasium
 2nd Round: (1) Vanderbilt 82, (9) California 63 - March 20, 1993
Sweet 16 and Elite Eight • Nacogdoches, Texas • Johnson Coliseum
 Sweet 16: (1) Vanderbilt 59, (4) Stephen F. Austin 56 - March 25, 1993
 Elite Eight: (1) Vanderbilt 58, (6) Louisiana Tech 53 - March 27, 1993
Final Four • Atlanta, Ga. • Omni Coliseum
 Final Four: (2) Texas Tech 60, (1) Vanderbilt 46 - April 3, 1993

1992 • NO. 3 SEED • EAST REGION • 2-1

Second Round • Nashville, Tenn. • Memorial Gymnasium
 2nd Round: (3) Vanderbilt 82, (6) Connecticut 47 - March 21, 1992
Sweet 16 and Elite Eight • Charlottesville, Va. • University Hall
 Sweet 16: (3) Vanderbilt 77, (2) Miami (Fla.) 67 - March 26, 1992
 Elite Eight: (1) Virginia 70, (3) Vanderbilt 58 - March 28, 1992

1991 • NO. 10 SEED • MIDEAST REGION • 2-1

First Round • Nashville, Tenn. • Memorial Gymnasium
 1st Round: (10) Vanderbilt 73, (7) South Carolina 64 - March 13, 1991
Second Round • West Lafayette, Ind. • Mackey Arena
 2nd Round: (10) Vanderbilt 69, (2) Purdue 63 - March 17, 1991
Sweet 16 and Elite Eight • Knoxville, Tenn. • Thompson-Boling Arena
 Sweet 16: (3) Auburn 58, (10) Vanderbilt 45 - March 21, 1991

1990 • NO. 6 SEED • MIDEAST REGION • 2-1

First Round • Nashville, Tenn. • Memorial Gymnasium
 1st Round: (6) Vanderbilt 78, (11) Rutgers 75 - March 14, 1990
Second Round and Sweet 16 • Iowa City, Iowa • Carver-Hawkeye Arena
 2nd Round: (6) Vanderbilt 61, (3) Iowa 56 - March 17, 1990
 Sweet 16: (2) Auburn 89, (6) Vanderbilt 67 - March 22, 1990

1989 • NO. 7 SEED • EAST REGION • 0-1

First Round • Philadelphia, Pa. • Hagen Arena
 First Round: (10) Saint Joseph's 82, (7) Vanderbilt 68 - March 15, 1989

1987 • NO. 5 SEED • EAST REGION • 0-1

Second Round • Harrisonburg, Va. • JMU Convocation Center
 Second Round: (4) James Madison 68, (5) Vanderbilt 60 - March 15, 1987

1986 • NO. 5 SEED • MIDWEST REGION • 0-1

Second Round • Norman, Okla. • Noble Center
 Second Round: (4) Oklahoma 86, (5) Vanderbilt 67 - March 16, 1986





VANDERBILT AT NCAA TOURNAMENT

VANDERBILT'S NCAA TOURNAMENT COACHING RESULTS 28 NCAA Tournaments • '93 Final Four • 5 Elite Eights • 14 Sweet 16s • Record: 40-28

Shea Ralph (2021-Pres.) • 1 Appearance • Record: 1-1

YEAR	SEED	OPPONENT (SEED)	REGION/ROUND	SITE	RESULT
2024	12	Columbia (12)	Portland 3/First Four	Blacksburg, Va.	W, 72-68
		Baylor (5)	1st	Blacksburg, Va.	L, 63-80

Melanie Balcomb (2003-16) • 12 Appearances • Record: 14-12

YEAR	SEED	OPPONENT (SEED)	REGION/ROUND	SITE	RESULT
2014	8	Arizona State (9)	South Bend/1st	Toledo, Ohio	L, 61-69
2013	8	Saint Joseph's (9)	Bridgeport/1st	Storrs, Conn.	W, 60-54
		Connecticut (1)	2nd	Storrs, Conn.	L, 44-77
2012	7	Middle Tennessee (10)	Fresno/1st	Nashville, Tenn.	W, 60-46
		Duke (2)	2nd	Nashville, Tenn.	L, 80-96
2011	10	Louisville (7)	Spokane/1st	Cincinnati, Ohio	L, 62-81
2010	6	DePaul (11)	Sacramento/1st	Cincinnati, Ohio	W, 83-76 (OT)
		Xavier (3)	2nd	Cincinnati, Ohio	L, 62-63
2009	4	Western Carolina (13)	Raleigh/1st	Albuquerque, N.M.	W, 73-44
		Kansas State (5)	2nd	Albuquerque, N.M.	W, 74-61
		Maryland (1)	Regional SF	Raleigh, N.C.	L, 74-78
2008	4	Montana (13)	Spokane/1st	Albuquerque, N.M.	W, 75-47
		West Virginia (5)	2nd	Albuquerque, N.M.	W, 64-46
		Maryland (1)	Regional SF	Spokane, Wash.	L, 66-80
2007	2	Delaware State (15)	Greensboro/1st	East Lansing, Mich.	W, 62-47
		Bowling Green (7)	2nd	East Lansing, Mich.	L, 56-59
2006	8	Louisville (9)	Cleveland/1st	Nashville, Tenn.	W, 76-64
		North Carolina (1)	2nd	Nashville, Tenn.	L, 70-89
2005	5	Montana (12)	Kansas City/1st	Seattle, Wash.	W, 77-44
		Kansas State (4)	2nd	Seattle, Wash.	W, 63-60
		Michigan State (1)	Regional SF	Kansas City, Mo.	L, 64-76
2004	2	Lipscomb (15)	Midwest/1st	Chattanooga, Tenn.	W, 76-45
		Chattanooga (10)	2nd	Chattanooga, Tenn.	W, 60-44
		Stanford (6)	Regional SF	Norman, Okla.	L, 55-57
2003	4	Liberty (12)	East/1st	Norfolk, Va.	W, 55-44
		Boston College (5)	2nd	Norfolk, Va.	L, 85-86 (OT)

Jim Foster (1992-02) • 15 Appearances • Record: 21-10

YEAR	SEED	OPPONENT (SEED)	REGION/ROUND	SITE	RESULT
2002	1	Oakland (16)	Midwest/1st	Nashville, Tenn.	W, 63-38
		Arizona State (9)	2nd	Nashville, Tenn.	W, 61-35
		North Carolina (4)	Regional SF	Ames, Iowa	W, 70-61
		Tennessee (2)	Regional Final	Ames, Iowa	L, 63-68
2001	3	Idaho State (14)	Midwest/1st	Nashville, Tenn.	W, 83-57
		Colorado (6)	2nd	Nashville, Tenn.	W, 65-59
		Iowa State (2)	Regional SF	Denver, Colo.	W, 84-65
		Notre Dame (1)	Regional Final	Denver, Colo.	L, 64-72
2000	9	Kansas (8)	Midwest/1st	Ruston, La.	W, 71-69 (2OT)
		Louisiana Tech (1)	2nd	Ruston, La.	L, 65-66
1998	6	UC-Santa Barbara (11)	Mideast/1st	Champaign, Ill.	L, 71-76 (OT)
1997	6	Washington (11)	West/1st	Lawrence, Kan.	W, 74-62
		Kansas (3)	2nd	Lawrence, Kan.	W, 51-44
		Georgia (2)	Regional SF	Missoula, Mont.	L, 52-66
1996	3	Harvard (14)	Mideast/1st	Nashville, Tenn.	W, 100-83
		Wisconsin (6)	2nd	Nashville, Tenn.	W, 96-82
		Iowa (2)	Regional SF	Rosemont, Ill.	W, 74-63
		Connecticut (1)	Regional Final	Rosemont, Ill.	L, 57-67
1995	1	Northern Illinois (16)	West/1st	Nashville, Tenn.	W, 90-44
		Memphis (8)	2nd	Nashville, Tenn.	W, 95-68
		Purdue (4)	Regional SF	Los Angeles, Calif.	L, 66-67
1994	2	Grambling (15)	East/1st	Nashville, Tenn.	W, 95-85
		Minnesota (10)	2nd	Nashville, Tenn.	W, 98-72
		North Carolina (3)	Regional SF	Piscataway, N.J.	L, 69-73
1993	1	California (9)	Midwest/2nd	Nashville, Tenn.	W, 82-63
		Stephen F. Austin (4)	Regional SF	Nacogdoches, Texas	W, 59-56
		Louisiana Tech (6)	Regional Final	Nacogdoches, Texas	W, 58-53
		Texas Tech (2)	Final Four	Atlanta, Ga.	L, 46-60
1992	3	Connecticut (6)	East/2nd	Nashville, Tenn.	W, 75-47
		Miami (2)	Regional SF	Charlottesville, Va.	W, 77-67
		Virginia (1)	Regional Final	Charlottesville, Va.	L, 58-70

Ada Gee (1991*) • 1 Appearance • Record: 2-1

YEAR	SEED	OPPONENT (SEED)	REGION/ROUND	SITE	RESULT
1991*	10	South Carolina (7)	Mideast/1st	Nashville, Tenn.	W, 73-64
		Purdue (2)	2nd	West Lafayette, Ind.	W, 69-63
		Auburn (3)	Regional SF	Knoxville, Tenn.	L, 45-58

* - Assistant Coach Ada Gee served as interim head coach during the 1991 NCAA Tournament

Phil Lee (1986-91) • 4 Appearances • Record: 2-4

YEAR	SEED	OPPONENT (SEED)	REGION/ROUND	SITE	RESULT
1990	6	Rutgers (11)	Mideast/1st	Nashville, Tenn.	W, 78-75
		Iowa (3)	2nd	Iowa City, Iowa	W, 61-56
		Auburn (2)	Regional SF	Iowa City, Iowa	L, 67-89
1989	7	St. Joseph's (10)	East/1st	Philadelphia, Pa.	L, 68-82
1987	5	James Madison (4)	East/2nd	Harrisonburg, Va.	L, 60-68
1986	5	Oklahoma (4)	Midwest/2nd	Norman, Okla.	L, 67-86

VANDERBILT'S NCAA TOURNAMENT BREAKDOWN

Records By Round

First Four Round	1-0
1st Round	19-5
2nd Round	14-9
Regional Semifinals	5-9
Regional Finals	1-4
Final Four	0-1
Total	40-28

Regional Records

East	5-5
Mideast	7-4
Midwest	12-6
West Regional	4-2
Bridgeport	1-1
Cleveland	1-1
Fresno	1-1
Greensboro	1-1
Kansas City	2-1
Portland 3	1-1
Raleigh	2-1
Sacramento	1-1
South Bend	0-1
Spokane	2-2

Seed Record

No. 1 (Three Times; Last: 2002)	8-3
No. 2 (Three Times; Last: 2007)	5-3
No. 3 (Three Times; Last: 2001)	8-3
No. 4 (Three Times; Last: 2009)	5-3
No. 5 (Three Times; Last: 2005)	2-3
No. 6 (Four Times; Last: 2010)	5-4
No. 7 (Two Times; Last: 2012)	1-2
No. 8 (Three Times; Last: 2013)	2-3
No. 9 (One Time; Last: 2000)	1-1
No. 10 (One Time; Last: 2010)	2-1
No. 12 (One Time; Last: 2024)	1-1

vs. Seed Record

No. 1 (Seven Times; Last: 2013)	0-7
No. 2 (Seven Times; Last: 2012)	3-4
No. 3 (Four Times; Last: 2010)	1-3
No. 4 (Six Times; Last: 2005)	3-3
No. 5 (Four Times; Last: 2024)	2-2
No. 6 (Four Times; Last: 2004)	3-1
No. 7 (Three Times; Last: 2011)	1-2
No. 8 (One Time; Last: 2000)	1-0
No. 9 (Five Times; Last: 2014)	4-1
No. 10 (Four Times; Last: 2012)	3-1
No. 11 (Two Times; Last: 2010)	2-0
No. 12 (Three Times; Last: 2024)	3-0
No. 13 (Two Times; Last: 2009)	2-0
No. 14 (One Time; Last: 2001)	1-0
No. 15 (Three Times; Last: 2007)	3-0
No. 16 (Two Times; Last: 2002)	2-0





VANDERBILT WBB QUICK FACTS

HOME ARENA: MEMORIAL GYMNASIUM (14,316)
2023-24 RECORD: 23-10
2023-24 SEC RECORD: 9-7
POSTSEASON: 1-1 (NCAA FIRST ROUND)
LETTERWINNERS RETURNING/LOST: 9/4
STARTERS RETURNING/LOST: 5/1
NEWCOMERS: 4

THE UNIVERSITY

LOCATION: NASHVILLE, TENN.
AFFILIATION: NCAA DIVISION I
CONFERENCE: SOUTHEASTERN (SEC)
MASCOT: COMMODORES
COLORS: BLACK & GOLD
CHANCELLOR: DANIEL DIERMEIER
DIRECTOR OF ATHLETICS: CANDICE STOREY LEE
FACULTY ATHLETICS REP: TRACE WILGUS

PROGRAM HISTORY

ALL-TIME RECORD: 907-554 (.621)
ALL-TIME SEC RECORD: 273-281 (.493)
ALL-TIME SEC TOURNAMENT RECORD: 50-39 (.562)
SEC TOURNAMENT TITLES: 6 ('93, '95, '02, '04, '07, '09)
NCAA TOURNAMENT APPEARANCES: 28
NCAA TOURNAMENT RECORD: 40-28 (.588)
LAST NCAA TOURNAMENT APPEARANCE: 2024
LAST POSTSEASON APPEARANCE: 2024 (NCAA)

SOCIAL MEDIA

FACEBOOK: /VANDYWBB
INSTAGRAM: @VANDYWBB
X/TWITTER: @VANDYWBB
WEBSITE: VUCOMMODORES.COM

ATHLETIC COMMUNICATIONS

VANDERBILT WOMEN'S BASKETBALL SID: CHRIS CASKEY, 2ND SEASON
EMAIL: CHRIS.CASKEY@VANDERBILT.EDU
PHONE NUMBER: 606-207-7481
ASSOCIATE ATHLETIC DIRECTOR: BRIAN FREMUND



DORE NOTES

GAME COVERAGE

Friday's First Round contest of the 2025 NCAA Tournament airs live at 4:30 p.m. CT on ESPNNews and the ESPN app, with Jenn Hildreth and Kelly Gramlich calling the action. Fans can listen to Jake Lyman locally on 94.9 The Fan and the Vanderbilt Commodores app outside of Nashville.

TAR HEEL STATE CONNECTIONS

Vanderbilt heads to the home state of head coach Shea Ralph for the first weekend of the 2025 NCAA Tournament. Ralph is from Fayetteville, North Carolina, and her mother, Marsha Lake, was the first women's basketball All-American at the University of North Carolina. This past summer, Ralph was inducted into the North Carolina Sports Hall of Fame.

It will be a homecoming of sorts for graduate student Jordyn Oliver this week when the Commodores head to Cameron Indoor Stadium. Oliver played for Duke from 2021-23, missing the 2021-22 campaign before playing in 33 games with seven starts in 2022-23. Oliver graduated from Duke in 2023 with a degree in sociology.

MARCH INFLUENCE

Graduate student Jordyn Oliver will be playing in her fourth NCAA Tournament over her six-year collegiate career. The guard has helped her team collect at least one win in the NCAA Tournament each season she has made a March Madness appearance.

Oliver played for Baylor from 2019-21 and appeared in the 2021 NCAA Tournament, helping the Bears reach the Elite Eight after the 2020 NCAA Tournament was canceled due to the COVID-19 pandemic. The Prosper, Texas, native transferred to Duke, and after sitting out the 2021-22 campaign, she guided the Blue Devils to the Second Round in the 2023 NCAA Tournament.

BLAKES SET THE VANDERBILT SINGLE-SEASON FRESHMAN SCORING RECORD

Mikayla Blakes set the Vanderbilt freshman single-season scoring record in the final week of the 2024-25 regular season and she heads into the NCAA Tournament with 743 points scored.

The freshman's 743 points scored are the third-most scored in a season by a Commodore. She is the third Vanderbilt women's basketball player to score over 700 points in a season, joining Chantelle Anderson, who did it twice in 2000-01 (722 pts) and 2001-02 (765 pts), and Wendy Scholtens, who holds the school's single-season record with 855 points scored in 1989-90.

BLAKES EARNS ALL-AMERICAN STATUS 3X

Freshman Mikayla Blakes has been named second-team All-American by The Athletic, The Sporting News, and ESPN. Blakes becomes the first Commodore to earn an All-American distinction in 14 seasons.

The freshman becomes the 19th Commodore to be named an All-American by a major women's basketball publication. Blakes is the first Vanderbilt women's basketball player since Jence Rhoads in 2010-11 to earn an All-American recognition, when Rhoads was named to the Associated Press All-American honorable mention squad.

Blakes is also the first Commodore to earn first- or second-team All-American honors since Chantelle Anderson's AP Second-Team All-American selection in 2002-03. Additionally, Blakes is the third Vanderbilt freshman to earn All-American status in program history, joining Barbara Brackman and Harriet Brumfield, who were named to the Women's Basketball News Service All-America first team in 1981-82.

BLAKES WINS SEC FRESHMAN OF THE YEAR

Vanderbilt women's basketball standout guard Mikayla Blakes was named the 2024-25 SEC Freshman of the Year, voted on by the league's coaches on Tuesday, the conference office announced.

Blakes is the program's first SEC Freshman of the Year since Donna Harris in 1989-90. The Somerset, New Jersey, native becomes the third Vanderbilt women's basketball player named SEC Freshman of the Year, joining Harris and Wendy Scholtens (1987-88). The league's coaches started awarding the SEC Freshman of the Year in the 1983-84 season.

Additionally, the coaches voted Blakes to the All-SEC first team and All-SEC freshman team on Tuesday. She becomes the first freshman to earn first-team All-SEC honors since South Carolina's Aliyah Boston in 2020.

PIERRE BREAKS INTO VANDY'S SINGLE-SEASON FIELD GOALS MADE LIST

Sophomore Khamil Pierre is having a 2024-25 campaign that has been etched into the Vanderbilt women's basketball record book. She has made 266 field goals this season, which puts her in sixth on Vandy's single-season field goals made list. Pierre's 266 made field goals lead the SEC and are third-most in all of NCAA Division I.





DORE NOTES

KHAMIL'S AMONG SEC'S BEST

Pierre currently leads in the SEC in field goals made (266) and ranks second in steals (92) rebounds per game (9.7), double-double (17) and steals per game (2.97). She is also in the top four in the conference in scoring at 20.5 points per contest.

FORCING TURNOVERS

The Commodores enter the NCA Tournament leading the SEC in steals per game at 12.4 and force the fourth-most turnovers this season at 20.97.

Vanderbilt's 12.4 steals per game ranks ninth in the nation. Sophomore Khamil Pierre is second in the SEC in steals per game at 2.97, a mark that ranks 12th nationally.

SCORING STREAKS

Freshman Mikayla Blakes has tallied double-figure points in 18-straight contests, and in 31 of the 32 collegiate games she has played in.

Sophomore Khamil Pierre has registered double-digit points in 10-straight games. She has scored 10-plus points in 32 of her last 33 games dating back to last season.

Earlier this season, Pierre had her 23-game streak snap. Pierre's 23-game streak was the longest by a Commodore since 2006-07 when Carla Thomas registered double-digit points in 29-straight games. Pierre's streak was also the fourth-longest double-digit scoring streak by a Dore since 1999-00.

PIERRE'S IMPROVEMENT

Sophomore Khamil Pierre improved her scoring average by 11.6 points per game from her freshman season. Pierre registered 20-plus points in 16 games this season and collected three or more steals in 18 contests.

The Phoenix, Arizona, native is the only NCAA Division I player this season to average over 20.5 points and 9.5 rebounds. Additionally, Pierre is the only player in the country to rank inside the top 20 nationally in scoring (18th; 20.6 ppg) and steals per game (12th; 2.97).

2024-25 GAME-BY-GAME STARTERS

Team	G	G	G	F	F	Result
Lipscomb	Blakes	Moore	Oliver	Nwaba	Pierre	W, 102-50
Austin Peay	Blakes	Moore	Oliver	Nwaba	Pierre	W, 93-37
at South Florida	Blakes	Greene	Oliver	Nwaba	Pierre	W, 62-49
Butler	Blakes	Greene	Oliver	Nwaba	Pierre	W, 81-52
Hampton	Blakes	Moore	Oliver	Nwaba	Pierre	W, 94-46
Samford	Blakes	Moore	Oliver	Nwaba	Pierre	W, 104-59
vs. Arizona	Blakes	Greene	Moore	Oliver	Pierre	W, 71-60
vs. Michigan State	Blakes	Greene	Moore	Oliver	Pierre	L, 78-70
Appalachian State	Blakes	Moore	Oliver	Nwaba	Mitchell	W, 94-40
at Miami	Blakes	Moore	Oliver	Nwaba	Pierre	W, 88-70
Evansville	Blakes	Moore	Oliver	Nwaba	Pierre	W, 106-40
at Dayton	Blakes	Moore	Oliver	Nwaba	Pierre	W, 80-66
West Georgia	Blakes	Moore	Oliver	Nwaba	Pierre	W, 103-68
Alabama A&M	Blakes	Moore	Oliver	Nwaba	Pierre	W, 93-64
Georgia	Blakes	Moore	Oliver	Nwaba	Pierre	W, 108-82
Kentucky	Blakes	Moore	Oliver	Nwaba	Pierre	L, 78-96
at Ole Miss	Blakes	Moore	Oliver	Nwaba	Pierre	L, 59-87
at LSU	Blakes	Moore	Oliver	Nwaba	Pierre	L, 77-83
Tennessee	Blakes	Moore	Oliver	Nwaba	Pierre	W, 71-70
Arkansas	Blakes	Moore	Oliver	Nwaba	Pierre	W, 101-60
at Alabama	Blakes	Moore	Oliver	Nwaba	Pierre	W, 66-64
at Florida	Blakes	Moore	Oliver	Nwaba	Pierre	W, 99-86
Ole Miss	Blakes	Moore	Oliver	Nwaba	Pierre	L, 61-76
at Texas	Blakes	Moore	Oliver	Nwaba	Pierre	L, 66-87
Mississippi State	Blakes	Moore	Oliver	Nwaba	Pierre	L, 77-85 (2OT)
at Auburn	Blakes	Moore	Oliver	Nwaba	Pierre	W, 98-88 (OT)
at Oklahoma	Blakes	Moore	Oliver	Nwaba	Pierre	L, 81-101
South Carolina	Kapinus	Moore	Oliver	Nwaba	Pierre	L, 54-82
Texas A&M	Blakes	Moore	Oliver	Nwaba	Pierre	W, 91-58
at Missouri	Blakes	Moore	Oliver	Nwaba	Pierre	W, 100-59
vs. Tennessee	Blakes	Moore	Oliver	Nwaba	Pierre	W, 84-76
vs. South Carolina	Blakes	Moore	Oliver	Nwaba	Pierre	L, 63-84

LINEUP RECORDS

Blakes/Moore/Oliver/Nwaba/Pierre	17-8
Blakes/Greene/Oliver/Nwaba/Pierre	2-0
Blakes/Greene/Moore/Oliver/Pierre	1-1
Blakes/Moore/Oliver/Nwaba/Pierre	1-0
Blakes/Moore/Oliver/Nwaba/Mitchell	1-0
Kapinus/Moore/Oliver/Nwaba/Pierre	0-1

STAT SUPERLATIVES

MOST GAMES PLAYED

145, JORDYN OLIVER*

MOST GAMES PLAYED AT VANDY

99, SACHA WASHINGTON

MOST GAMES STARTED

95, LEILANI KAPINUS*

MOST GAMES STARTED AT VANDY

76, SACHA WASHINGTON

MOST CONSECUTIVE GAMES PLAYED

51, JORDYN OLIVER

MOST CONSECUTIVE GAMES STARTED

32, JORDYN OLIVER

GAMES W/ DOUBLE-DIGIT POINTS

	2024-25 CAREER	
MIKAYLA BLAKES	31	31
KHAMIL PIERRE	30	44
IYANA MOORE	22	66
MADISON GREENE	10	13
LEILANI KAPINUS*	3	62
JANE NWABA*	3	39
AIYANA MITCHELL	2	2
JORDYN OLIVER*	1	11
JUSTINE PISSOTT*	1	9
AGA MAKURAT	1	4
SACHA WASHINGTON	--	50
JADA BROWN	--	2

20-PLUS POINT GAMES

	2024-25 CAREER	
MIKAYLA BLAKES	20	20
KHAMIL PIERRE	16	17
IYANA MOORE	3	16
MADISON GREENE	1	1
SACHA WASHINGTON	--	6
LEILANI KAPINUS*	--	6
JANE NWABA*	--	1

30-PLUS POINT GAMES

	2024-25 CAREER	
MIKAYLA BLAKES	5	5
KHAMIL PIERRE	2	2
IYANA MOORE	--	2
SACHA WASHINGTON	--	1

40-PLUS POINT GAMES

	2024-25 CAREER	
MIKAYLA BLAKES	2	2
KHAMIL PIERRE	1	1

50-PLUS POINT GAMES

	2024-25 CAREER	
MIKAYLA BLAKES	2	2

GAMES W/ DOUBLE-DIGIT REBOUNDS

	2024-25 CAREER	
KHAMIL PIERRE	17	21
LEILANI KAPINUS*	2	16
JORDYN OLIVER*	1	4
SACHA WASHINGTON	--	27
JANE NWABA*	--	14

DOUBLE-DOUBLES

	2024-25 CAREER	
KHAMIL PIERRE	16	20
LEILANI KAPINUS*	2	14
JORDYN OLIVER*	1	4
SACHA WASHINGTON	--	22
JANE NWABA*	--	11

CURRENT DOUBLE-DIGIT SCORING STREAK

18, MIKAYLA BLAKES

CONSECUTIVE GAMES W/ MADE 3-POINTER

8, MIKAYLA BLAKES

CONSECUTIVE GAMES W/ AN ASSIST

32, MIKAYLA BLAKES

CONSECUTIVE GAMES W/ A STEAL

7, JORDYN OLIVER

CONSECUTIVE GAMES W/ A BLOCK

--

* STARTED COLLEGIATE CAREER AT ANOTHER SCHOOL



PLAYER QUICK NOTES



1 • MIKAYLA BLAKES

G • 5-8 • Fr. • Somerset, N.J. (Rutgers Prep HS)
Undeclared

	GP-GS	MIN/G	FG%	3FG%	FT%	R/G	A/G	STL	BLK	PTS/G
24-25	32-31	31.9	45.8	34.4	88.8	3.4	3.2	2.3	0.3	23.2
CAREER	32-31	31.9	45.8	34.4	88.8	3.4	3.2	2.3	0.3	23.2

- 2024-25 SEC Freshman of the Year & All-SEC 1st Team
- All-American second team (The Athletic, The Sporting News, ESPN)
- 7x SEC Freshman of the Week (11.19, 11.26, 12.10, 1.28, 2.02, 2.11, 2.19)
- Only NCAA Frosh to Avg. over 20 ppg (23.3 ppg)
- Her 55 pts at Auburn (2/16) set the NCAA freshman & SEC record for most points in a game

TOP GAMES

24-25 SEASON	CAREER
PTS 55, at Auburn (02/16/25)	PTS 55, at Auburn (02/16/25)
REB 9, Mississippi State (02/13/25)	REB 9, Mississippi State (02/13/25)
AST 8, Hampton (11/20/24)	AST 8, Hampton (11/20/24)



2 • JADA BROWN

G • 5-8 • Jr. • Bentonville, Ark. (Bentonville HS)
Human & Organizational Development • (Jay-Duh)

	GP-GS	MIN/G	FG%	3FG%	FT%	R/G	A/G	STL	BLK	PTS/G
24-25	15-0	5.2	50.0	42.9	88.4	0.9	0.4	0.4	0.0	1.3
CAREER	64-22	13.2	29.3	28.3	79.2	0.9	0.6	0.3	0.0	2.6

- Scored a season-high 6 pts vs. West Georgia
- Two-time SEC Winter Academic Honor Roll
- Made 22 career starts, all in '22-23
- Scored career-high 12 points vs. No. 13/11 NC State (11/24/22)

TOP GAMES

24-25 SEASON	CAREER
PTS 6, West Georgia (12/21/24)	PTS 12, vs. NC State (11/24/22)
REB 2 (4x), Last: West Ga. (12/21/24)	REB 4 (4x), Last: Radford (12/31/22)
AST 2, Alabama A&M (12/29/24)	AST 5, Tarleton State (11/15/22)



4 • MADISON GREENE

G • 5-6 • So. • Columbus, Ohio (Pickerington Central HS)
Medicine, Health & Society

	GP-GS	MIN/G	FG%	3FG%	FT%	R/G	A/G	STL	BLK	PTS/G
24-25	32-4	20.8	43.3	35.2	83.0	2.2	1.3	1.3	0.0	7.0
CAREER	43-4	20.5	43.1	35.4	81.4	2.0	1.3	1.3	0.0	7.0

- Scored a career-high 25 pts at Dayton
- Leads the team in points off the bench at 7.3 ppg
- Made her first career start at South Fla. (11/14) and scored 15 points with a career-best 5 3-pt FG
- Scored double-digit pts off the bench in eight games this season

TOP GAMES

24-25 SEASON	CAREER
PTS 25, at Dayton (12/19/24)	PTS 25, at Dayton (12/19/24)
REB 6, Alabama A&M (12/29/24)	REB 6, Alabama A&M (12/29/24)
AST 6, Samford (11/22/24)	AST 6, Samford (11/22/24)



5 • LEILANI KAPINUS

G • 5-10 • Gr. • Madison, Wis. (Penn State)
Human Development Studies • (LAY-lawn-EE, Cap-N-IS)

	GP-GS	MIN/G	FG%	3FG%	FT%	R/G	A/G	STL	BLK	PTS/G
24-25	31-1	18.8	43.6	23.3	75.0	3.5	1.5	1.7	0.4	4.1
CAREER	126-95	25.2	47.7	27.4	66.8	5.7	2.0	2.2	1.0	9.2

- Recorded two double-doubles on the year
- Appeared in 31 games and made one start in '24-25
- Two-Time All-Big Ten HM & Defensive Team ('23, '24)
- Her 228 steals at Penn State ranks 11th in school history
- Scored 1,156 pts in 126 collegiate games

TOP GAMES

24-25 SEASON	CAREER
PTS 11, Samford (11/22/24)	PTS 25, vs. Saint Francis (12/17/23)
REB 11, Evansville (12/14/24)	REB 15, vs. George Mason (3/21/24)
AST 6, Samford (11/22/24)	AST 6 (2x), Last: Samford (11/22/24)



10 • JANE NWABA

G • 5-10 • Gr. • Carlson, Calif. (Pepperdine)
Medicine, Health & Society • (Wah-BUH)

	GP-GS	MIN/G	FG%	3FG%	FT%	R/G	A/G	STL	BLK	PTS/G
24-25	32-30	15.0	46.1	39.1	76.7	2.4	0.9	0.7	0.2	4.6
CAREER	137-94	22.1	42.3	27.0	61.7	4.6	1.6	0.9	0.4	6.8

- Scored a season-high 13 pts vs. Arkansas (Jan. 23)
- Started in 30 games & appeared in all 32 games
- Collected 11 career double-doubles, with nine coming during '23-24
- Averaged 10.0 pts, 6.9 reb, 2.6 ast, & 1.1 stl over her final two seasons at Pepperdine

TOP GAMES

24-25 SEASON	CAREER
PTS 13, Arkansas (01/23/25)	PTS 22, San Francisco (2/1/24)
REB 6 (2x), Last: Tenn. (1/19/25)	REB 12 (3x), Last: at LMU (1/27/24)
AST 3, Lipscomb (11/4/24)	AST 8, at San Francisco (1/11/24)



11 • JORDYN OLIVER

G • 5-10 • Gr. • Carlson, Calif. (Baylor • Duke)
Leadership & Organizational Performance

	GP-GS	MIN/G	FG%	3FG%	FT%	R/G	A/G	STL	BLK	PTS/G
24-25	32-32	30.6	45.6	0.0	80.0	4.5	3.6	1.7	0.4	3.9
CAREER	145-65	20.0	49.3	21.4	52.7	3.6	2.6	1.0	0.3	4.0

- Dished out 3-plus assists in 20 games this season
- Appeared in 145 collegiate games with 65 starts
- Only player to start in all 32 games this season
- Played 2 seasons at Baylor then 1 year at Duke
- Her 11-ast, 10 reb double-double vs. Georgia is the 1st Vandy double-double w/ ast & reb since 1999-00

TOP GAMES

24-25 SEASON	CAREER
PTS 10, vs. Michigan State (11/27/24)	PTS 15 (2x), Last: WKU (11/15/23)
REB 10, Georgia (01/02/25)	REB 11 (2x), Last: vs. UNI (11/25/23)
AST 11, Georgia (01/02/25)	AST 11, Georgia (01/02/25)



12 • KHAMIL PIERRE

F • 6-2 • So. • Phoenix, Ariz. (Perry HS)
Undeclared • (KAH-Meel, Pea-Air)

	GP-GS	MIN/G	FG%	3FG%	FT%	R/G	A/G	STL	BLK	PTS/G
24-25	31-31	30.5	49.7	18.2	66.9	9.7	2.2	3.0	0.3	20.5
CAREER	64-42	24.7	47.1	19.4	66.8	7.5	1.4	2.0	0.4	14.5

- Naismith Defensive POTY Midseason watch list
- Naismith Trophy Midseason Team
- 2x SEC Player of the Week - Nov. 26, Dec. 17
- Scored a career-high 42 pts vs. Evansville (Dec. 14)
- Only NCAA D-I player to average at over 20.5 ppg and 9.5 rpg this season

TOP GAMES

24-25 SEASON	CAREER
PTS 42, Evansville (12/14/24)	PTS 42, Evansville (12/14/24)
REB 18, Evansville (12/14/24)	REB 18, Evansville (12/14/24)
AST 5 (2x), Last: UK (01/05/25)	AST 5 (2x), Last: UK (01/05/25)



13 • JUSTINE PISSOTT

G/F • 6-4 • Jr. • Toms River, N.J. (Tennessee)
Human & Organizational Development • (Pih-SOT)

	GP-GS	MIN/G	FG%	3FG%	FT%	R/G	A/G	STL	BLK	PTS/G
24-25	22-0	9.6	42.9	38.3	70.0	1.7	0.5	0.2	0.1	3.6
CAREER	82-28	13.4	36.5	35.0	75.0	1.6	0.5	0.2	0.3	4.4

- Score a season-best 14 pts. vs. TAMU (Feb. 27)
- Made season debut vs. Butler (Nov. 17)
- Appeared in 54 games and made 28 starts at Vanderbilt
- Played her freshman season at Tennessee

TOP GAMES

24-25 SEASON	CAREER
PTS 14, Texas A&M (02/27/25)	PTS 17, Dayton (12/20/23)
REB 7, Appalachian St. (12/1/24)	REB 7, Appalachian St. (12/1/24)
AST 2, Ole Miss (02/02/25)	AST 4 (2x), Last: at UT Martin (11/9/23)



14 • AIYANA MITCHELL

F • 6-4 • So. • Colorado Springs, Colo. (Fountain-Carson HS)
Undeclared • (EYE-ON-UH)

	GP-GS	MIN/G	FG%	3FG%	FT%	R/G	A/G	STL	BLK	PTS/G
24-25	32-1	11.4	54.1	0.0	61.9	2.8	0.4	0.5	0.7	3.7
CAREER	47-1	9.0	54.2	0.0	60.9	2.1	0.3	0.4	0.5	2.8

- Averaging 3.7 ppg and 2.8 rpg in 32 games in '24-25
- Made her first career start vs. App State (Dec. 1)
- Pulled down a career-high 6 reb. vs. Mich. State & App State
- Scored career-high 10 pts twice this season

TOP GAMES

24-25 SEASON	CAREER
PTS 10 (2x), Last: App St. (12/1/24)	PTS 10 (2x), Last: App St. (12/1/24)
REB 7 at Auburn (02/16/25)	REB 7 at Auburn (02/16/25)
AST 2, West Georgia (12/21/24)	AST 2, West Georgia (12/21/24)



23 • IYANA MOORE

G • 5-8 • Sr. • Milwaukee, Wis. (Blackman HS)
Human & Organizational Development • (EYE-ON-UH)

	GP-GS	MIN/G	FG%	3FG%	FT%	R/G	A/G	STL	BLK	PTS/G
24-25	31-30	30.7	38.3	35.1	83.3	2.7	2.5	1.0	0.2	12.6
CAREER	99-80	32.1	37.8	35.7	82.1	3.1	2.6	1.3	0.1	13.2

- Third on the team in scoring at 12.6 ppg
- Her 1,304 pts ranks 22nd in school history
- Her 201 career 3P FGM ranks 8th at Vandy
- Scored her 1,000th career pt vs. App State

TOP GAMES

24-25 SEASON	CAREER
PTS 23, at LSU (01/13/25)	PTS 37, at Kentucky (1/11/24)
REB 7, at Florida (01/30/25)	REB 9, at Missouri (2/29/24)
AST 7 (2x), Last: AAMU (12/29/24)	AST 8, at Kentucky (1/11/24)



PLAYER QUICK NOTES



24 • AGA MAKURAT

G • 6-2 • So. • Sierakowice, Poland (Sopocka Akademia Tenisowa)
Human & Organizational Development • (AH-Gah MOCK-ew-RAH)

	GP-GS	MIN/G	FG%	3FG%	FT%	R/G	A/G	STL	BLK	PTS/G
24-25	14-0	10.2	32.1	28.6	1.000	2.0	0.7	0.2	0.4	3.4
CAREER	47-3	13.0	33.5	31.1	80.0	1.6	0.6	0.3	0.4	3.7

- Scored a season-high 10 pts vs. App State
- Appeared in 47 games and made three starts at Vanderbilt
- Shot 32.2% from behind the arc in '23-24
- Led the Commodores in scoring twice in '23-24

TOP GAMES

24-25 SEASON		CAREER	
PTS	10, Appalachian St. (12/1/24)	PTS	18 (2x), Last: at South Carolina (1/28/24)
REB	5 (2x), Last: West Ga. (12/21/24)	REB	7, at South Carolina (1/28/24)
AST	3, Appalachian St. (12/1/24)	AST	3 (3x), Last: App State (12/1/24)



30 • TRINITY WILSON

F • 6-3 • Fr. • Lakeville, Minn. (Lakeville North HS)
Undeclared

	GP-GS	MIN/G	FG%	3FG%	FT%	R/G	A/G	STL	BLK	PTS/G
24-25	12-0	4.6	38.1	---	33.3	1.3	0.7	0.0	0.2	1.4
CAREER	12-0	4.6	38.1	---	33.3	1.3	0.7	0.0	0.2	1.4

- Scored career-best 6 pts vs. West Ga. on 12.21
- Pulled down 5 reb and scored 2 pts in her debut vs. Lipscomb (11/4/24)
- Ranked the fifth-best player in Minnesota according to PrepGirlsHoops.com
- Collected over 1,000 pts and 1,000 reb during her prep career

TOP GAMES

24-25 SEASON		CAREER	
PTS	6, West Georgia (12/21/24)	PTS	6, West Georgia (12/21/24)
REB	5 (2x), Last: APSU (11/8/24)	REB	5 (2x), Last: APSU (11/8/24)
AST	1 (5x), Last: AAMU (12/29/24)	AST	1 (4x), Last: West Ga. (12/21/24)



35 • SACHA WASHINGTON

F • 6-2 • Sr. • Lawrenceville, Ga. (Collins Hill HS)
Human & Organizational Development • (Sah-SHUH)

	GP-GS	MIN/G	FG%	3FG%	FT%	R/G	A/G	STL	BLK	PTS/G
24-25	---	---	---	---	---	---	---	---	---	---
CAREER	99-72	24.9	.487	.000	.639	7.3	1.1	1.0	1.1	10.2

- Redshirting during the '24-25
- Cheryl Miller Award Preseason Watchlist
- Appeared in 99 games and made 72 starts in three seasons at Vanderbilt
- Led the team with 8 double-doubles in '23-24
- Led Vandy with 7.9 rpg in '23-24

TOP GAMES

24-25 SEASON		CAREER	
PTS	--	PTS	33, vs. La. Tech (12/03/22)
REB	--	REB	17, Fairfield (11/12/23)
AST	--	AST	7, Fairfield (11/12/23)



-- • MONIQUE WILLIAMS

F • 6-3 • Fr. • Perth, Australia (Willeton Senior HS)
Undeclared • (Moh-NEEK)

	GP-GS	MIN/G	FG%	3FG%	FT%	R/G	A/G	STL	BLK	PTS/G
24-25	---	---	---	---	---	---	---	---	---	---
CAREER	---	---	---	---	---	---	---	---	---	---

- Enrolled after the 2024 Fall semester & will sit out for the rest of '24-25 then begin her Commodore career in '25-26 with four years of eligibility
- Helped Australia win Gold at the FIBA U18 Women's Asia Cup
- Averaged 7.0 pts & 4.0 reb in five games at the FIBA U18 Women's Asia Cup

TOP GAMES

24-25 SEASON		CAREER	
PTS	--	PTS	--
REB	--	REB	--
AST	--	AST	--



HC • SHEA RALPH

Fourth Season • UConn '01
7-Time NCAA National Champion • 2000 NCAA Tournament MOP

- 73-58 overall record through three seasons at Vanderbilt
- Guided Vanderbilt to its first NCAA Tournament bid since the 2014 NCAA Tournament in 2023-24 and posted the Does' first NCAA Tournament victory since 2013
- Posted the largest win improvement from one season to next in school history during the 2023-24 season, as Vandy's 23 victories marked an 11-win improvement from 2022-23
- Guided Vandy to a school record six SEC road wins in '23-'24
- Five players have earned All-SEC honors under Ralph

RALPH COACHING CAREER AT VANDERBILT

SEASON	OVERALL	SEC	SEC FINISH	POSTSEASON
2021-22	16-19	4-12	T-12th	WNIT Sweet 16
2022-23	12-19	3-13	12th	--
2023-24	23-10	9-7	6th	NCAA 1st Rd
2024-25	22-10	8-8	T-8th	NCAA
TOTAL	73-58	24-40		2 NCAA, 1 WNIT

DORE NOTES

DOUBLE-DOUBLE MACHINE

The 6-2 forward collected 17 double-doubles this season, which are the most by a Commodore in a single season since 1999-00.

Pierre's 17 double-doubles are 12th-most in NCAA Division I this season and ranked second in the SEC. She is one of 13 players nationally to collect 17 or more double-doubles during the 2024-25 season. She comes into the NCAA Tournament having collected three-straight double-doubles.

PIERRE'S BIG NIGHT VS. TEXAS A&M

Sophomore Khamil Pierre recorded her second career 30-plus point outing on Feb. 27, as she scored 31 points vs. Texas A&M. She added a career-high nine steals to her statline vs. the Aggies.

Pierre's nine steals are tied for third-most in a game in program history, matching the totals of Karen Booker (at Georgia; Feb. 15, 1987), Deborah Denton (vs. New Mexico State; Jan. 4, 1987), and Cathy Bender (vs. East Tennessee State; Jan. 28, 1982).

KHAMIL SETS DOUBLE-DOUBLE RECORD

Khamil Pierre's 17 double-double are the most by a Commodore in a season since 1999-00.

Pierre posted her 17th double-double of the season on March 7 vs. South Carolina in the quarterfinals of the SEC Tournament with a 17-point, 10-rebound effort. It was her third-straight double-double and the seventh time that the 6-2 forward recorded a double-double against an SEC team this season.

ELEVATING HER PLAY IN THE SEC

Mikayla Blakes' 26.9 points per game in SEC play was the highest scoring average in league play this season. Blakes has scored 30-plus points in five SEC games this season, a mark that paces the league.

Her 55-point outing at Auburn (Feb. 16) and her 53 points at Florida (Jan. 30) are the top two scoring performances in all of NCAA Division I this season. Blakes is the first NCAA Division I player since Mississippi Valley State's Patricia Hoskins in 1988-89 to have multiple 50-point outings in the same season.

Overall, her 23.3 points per game average in all games this season ranks second in the SEC, while it is the sixth-best scoring average in the country this season and paces all freshmen nationally.

A SPARK OFF THE BENCH

Sophomore Madison Greene leads the Commodores in points off the bench this season at 7.3 points in 28 games.

The Columbus, Ohio, native hit four 3-point field goals off the bench against Mississippi State on Feb. 13 en route to a 17-point performance. It was the ninth time this season that Greene has scored 10-plus points in a reserve role.





DORE NOTES

J.O.'S LEADERSHIP

Graduate student Jordyn Oliver enters the SEC Tournament ranked 17th in NCAA Division I in assist-to-turnover ratio at 2.47. The guard leads the team in assists at 3.6 per game, while her 116 total assists are 11th-most in the SEC.

Oliver, who is in her sixth season of collegiate basketball, has played in 145 career games, which is tied for 92nd-most by active NCAA Division I players.

LENDING A HAND

The Commodores rank 32nd nationally in assists per game at 16.6. Vanderbilt handed out a season-best 30 assists against Alabama A&M on Dec. 29.

The Dores have dished out 20 or more assists in nine games this season. The Dores are also 28th in the NCAA in assist/turnover ratio at 1.20, which is fifth-best in the SEC.

DYNAMIC DUO

Sophomore Khamil Pierre and freshman Mikayla Blakes are the only pair of teammates in all of NCAA Division I to average over 20.0 points per game. Blakes enters the SEC Tournament ranked seventh nationally at 23.2 points per contest, while Pierre's 20.5 points per contest is 18th in the nation.

Combined, Pierre and Blakes are averaging a combined 43.7 points per game this season make them the highest scoring tandem in the SEC.

PUTTING UP THE POINTS

Vanderbilt's 83.6 points per game average is seventh-best in all of NCAA Division I this season, while it is fourth-highest scoring average in the SEC.

Vandy has set a single-season school record this season with seven games scoring 100-plus points. The Dores have scored 90 or more points in 15 games this season.

CASHING IN AT THE FREE THROW LINE

The Commodores enter the NCAA Tournament ranked first the SEC in team free throw percentage at 78.4 percent. It is the 11th-best free throw percentage in NCAA Division I this season.

Freshman Mikayla Blakes leads Vanderbilt with an 88.2 percent free throw percentage, which is second in the SEC and 21st in NCAA. Blakes made 90.2 percent (119-of-132) of her free throws in SEC play.

PIERRE'S ELITE NUMBERS

Sophomore Khamil Pierre ranks in the top 20 nationally in seven categories. She is the only NCAA Division I player placed in the top 15 in scoring (18th: 20.5 ppg) and steals per game (12th; 2.97) and she is the lone player in the country to average over 20.5 points and 9.5 rebounds per game this season.

BLAKES LEADING THE FRESHMEN

Mikayla Blakes comes into the NCAA Tournament ranked in the top 10 among all NCAA freshmen in 12 categories.

Blakes is the only player to rank in the top 10 freshmen nationally in scoring (1st; 23.3), points scored (1st; 743), field goals made (1st; 243), free throw percentage (2nd; 88.8%), 3-point field goals made (3rd; 75) and steals (4th; 75)

The Somerset, New Jersey, native has won SEC Freshman of the Year, becoming the third Commodore to earn the distinction. Blakes was named SEC Freshman of the Week a league-high seven times, breaking Khamil Pierre's school record of five selections set in 2023-24. Blakes is one of three Power 4 players to win their conference's weekly freshman award seven or more times this season.

GETTING MULTIPLE TOP 25 WINS

The Commodores have collected three wins over ranked teams this season. The Dores have knocked off Tennessee twice, first in Nashville, 71-70, when the Lady Vols were No. 15 and again in the second round of the SEC Tournament, where Vandy picked up an 84-76 victory over then No. 18/17-ranked Tennessee. Vanderbilt also picked up a 66-64 win at No. 19 Alabama on Jan. 26.

It is the first time since the 2015-16 campaign the Dores have posted multiple wins over ranked teams in the same season. While the two wins over Tennessee marked the first time in program history Vanderbilt has beaten the Lady Vols twice in once season.

GETTING THEIR HANDS ON THE BALL

Vandy has been getting hands into the passing lane with great efficiency this season. The Commodores rank inside the top 20 in all of NCAA Division I in steals per game (9th; 12.4), turnover margin (13th; 7.13), turnovers forced per game (19th; 20.97).

Vanderbilt has forced teams into 20 or more turnovers in 20 games this season, recently collected 30 turnovers vs. Texas A&M on Feb. 27.

Vandy's season-high 36 turnovers forced vs. Evansville on Dec. 14 is tied for the seventh-most in a game in program history.

WINNING BIG

Vanderbilt holds the 35th-best margin of victory in the nation coming into the NCAA Tournament. The Commodores are beating teams by an average of 14.8 points per game this season. Vandy has posted eight wins of 40-plus points during the 2024-25 season.

GETTING NATIONALLY RANKED

Vanderbilt broke into the Associated Press Top 25 for the first time since the 2013-14 season on Jan. 27 in at No. 23. The Commodores also checked in at No. 23 in the USA Today/WBCA Coaches Poll, as it marked the second-straight season the Dores have been featured in the Coaches Poll. The rankings marked the first time Vanderbilt has been in both polls since Feb. 18, 2014.

BREAKING THE CENTURY MARK

Vanderbilt scored 100-plus points for the seventh time this season in the 100-59 win at Missouri on March 2.

The seven games scoring 100 or more points sets the program record for most 100-point games collected in a single season. It is also the first time in school history that the Commodores have scored 100-plus points in three SEC games in the same season.

ANOTHER 30-POINT OUTING FOR BLAKES

Freshman Mikayla Blakes followed up her SEC and NCAA freshman single-game scoring record 55-point performance by scoring 34 points at No. 16/16 Oklahoma. The Somerset, New Jersey, native made a career-high seven 3-point field goals, which is tied for the fifth-most made in a game by a Commodore in program history.

It was Blakes' fifth game of the season with 30 or more points, which leads all freshmen nationally and is tied for fourth-most by an NCAA Division I player this season. Blakes' 34 points vs. the Sooners are tied for the fourth-most points scored in a game by a Vanderbilt freshman, matching Barbara Brackman's 34-point effort vs. Tennessee on Feb. 26, 1982.

BLAKES BREAKING RECORDS AGAIN

Mikayla Blakes rewrote the NCAA record book once again at Auburn on Feb. 16, as she broke the NCAA freshman single-game scoring record with 55 points in a 98-88 overtime win. Blake, who previously set the NCAA true freshman scoring record with 53 points at Florida on Jan. 30, broke Delaware's Elena Delle Donne's NCAA freshman scoring record of 54 points she scored as a redshirt freshman back during the 2009-10 season. Blakes is the first freshman since the turn of the century to record two 50-plus point performances in the same season, while she is the fourth NCAA Division I player to accomplish the feat since 1999-00.

Blakes shot 53.6 percent from the field, going 15-of-28 from the floor. The freshman from Somerset, New Jersey, went 23-of-24 from the free throw line, as she made her first 23 free throw attempts. The guard dished out a team-high five assists and added five rebounds and three steals to her stat line.

Additionally, Blakes' 55 points at Auburn broke her own SEC single-game scoring record of 53 points set at Florida on Jan. 30. The 55 points also set the Neville Arena single-game scoring record for either a men's or women's basketball player.

SETTING QUARTER RECORDS

Vanderbilt outscored Appalachian State 33-2 in the first quarter en route to a 94-40 win on Dec. 1. The two points scored against the Commodores were the fewest points the program has allowed in any quarter in school history. The plus-31-point advantage at the end of the quarter marked the largest scoring margin in a single quarter in program history. The NCAA moved women's basketball from two halves to four quarters prior to the start of the 2015-16 season.





DORE NOTES

GREENE GETS A MEDICAL WAIVER

Vanderbilt guard Madison Greene was granted a medical waiver for the 2023-24 season, which will give her an additional year of eligibility. Last season, Greene sustained a season-ending injury on Dec. 17 vs. Lipscomb. She will now be considered a redshirt freshman in terms of athletic eligibility.

ANOTHER 20-POINT OUTING FOR BLAKES AND PIERRE

Freshman Mikayla Blakes (22 points) and sophomore Khamil Pierre (26 points) each scored 20-plus points in the Feb. 6 loss at No. 4/6 Texas, marking the 10 time this season the duo has registered 20 or more points each in the same game.

The Vanderbilt underclassmen are the only set of teammates in the nation to average over 20 points each this season. Blakes leads the team at 22.1 points per game and Pierre chips in 21.1 points per contest. Blakes has had a total of 15 games this season with 20-plus points, while Pierre has score 20 or more points in 13 games.

BLAKES SETS NCAA TRUE FRESHMAN SCORING RECORD

Mikayla Blakes rewrote the NCAA women's basketball record book once again on Jan. 30 at Florida, as the Vanderbilt women's basketball standout broke the NCAA true freshman record for most points scored in a game with a 53-point performance to lead the No. 23/23-ranked Commodores to a 99-86 road win.

Blakes' 53 points are the most scored in a game by a first-year player at the NCAA Division I level, breaking JuJu Watkins' NCAA true freshman single-game scoring record of 51 points, set by the Southern California standout last season. Blakes was one point short of setting the NCAA Division I single-game women's basketball freshman scoring record, held by Delaware's Elena Delle Donne, who scored 54 points in a contest as a redshirt freshman in 2009-10. Delle Donne spent her first season as an NCAA student-athlete on Delaware's volleyball team before playing four seasons of women's basketball for the Blue Hens.

Blakes is the only Division I player — men's or women's — to score at least 50 points in a game this season. Additionally, she set both the SEC and the Vanderbilt women's basketball single-game scoring records. The freshman broke Jocelyn Penn's (LSU) SEC single-game record of 51 points, scored on Jan. 4, 2003, against Stetson. Blakes also surpassed Khamil Pierre's previous school record of 42 points, which was set on Dec. 17 vs. Evansville.

OLIVER'S RARE DOUBLE-DOUBLE

Graduate Jordyn Oliver collected a double-double in the win over Georgia with a career-best 11 assists and 10 rebounds on Jan. 2.

It marked the first time a Commodore has posted a double-double via assists and rebounds since 1999-00. She is also the sixth SEC player to accomplish the feat since the turn of the century.

MADDIE'S HOMECOMING

Sophomore Madison Greene had a memorable return trip to her home state of Ohio, as she scored a career-high 25 points off the bench against at Dayton on Dec. 19. Greene is the first Dore to score at least 25 points in a reserve role since Erin Whalen's 25-point performance vs. No. 10-ranked South Carolina on Jan. 18, 2018.

PIERRE'S FOUR-GAME DOUBLE-DOUBLE STREAK COMES TO AN END

Sophomore Khamil Pierre had her four-game double-double streak come to an end against Alabama A&M on Dec. 29. It is tied for the second-longest double-double streak at Vanderbilt since 1999-00 with Mariella Fasoula, who had four in a row in 2019-20. Current Vanderbilt assistant coach Ashley Earley's six-straight double-doubles in 2004-05 is the longest streak since 1999-00.

MIXING AND MATCHING

Vanderbilt used its fifth different starting lineup in the Feb. 23 contest vs. over South Carolina, as graduate student Leilani Kapinus started for Senior Day. Kapinus makes the eighth different Commodore to record a start this season.

EXPERIENCED ROSTER

Vanderbilt is one of the most experienced teams in the SEC this season, as they have four players who have played in 90-plus games during their college career. That list includes Jordyn Oliver (114), Jane Nwaba (106), Sacha Washington (99), and Leilani KAPINUS (95). The Commodores are one of four SEC teams that have four or more players who have played in 90 more collegiate games.

BLAKES' RECORD SEC DEBUT

Mikayla Blakes' 36-point performance in the 108-82 win over Georgia in the 2025 SEC opener set Vanderbilt's record for most points scored by a freshman in a game. Blakes broke a program record that stood since 1981-82, the first season the NCAA sponsored women's basketball, when Barbara Brackman's 42 points against Tennessee on Feb. 26, 1982.

Blakes shot 45 percent from the floor and matched her career-high of five made 3-pointers in the win over the Lady Bulldogs. The Somerset, New Jersey, native dished out five assists and did not commit a turnover in 33 minutes of action during her SEC debut. The guard went 13-of-14 from the free throw line, as the 13 made charity tosses are the most by a Dore in a game this season. It was Blakes' ninth game with 20 or more points this season, which leads all NCAA freshmen and sets a record for the most 20-point games in a season by a Vandy freshman.

The 36 points are the most points scored by a freshman in the country this season and the most points scored by an NCAA Division I freshman since Audi Crooks' 40-point performance against Maryland in the 2024 NCAA Tournament. It is also the most points registered by a SEC frosh since Mikaylah Williams' 42 points vs. Kent State on Nov. 14, 2013.

KHAMIL COMING UP ACES AGAINST EVANSVILLE

The 42 points, 18 rebounds, and eight steals for Khamil Pierre against Evansville establish new career highs in each category. Her combined 60 points and rebounds are the most collected by a Vanderbilt women's basketball player in a game in program history. Her 42-point performance last Saturday also extended her career-long double-digit scoring streak to 13 games dating back to last season. She also collected her eighth double-double of the season, which is tied for the sixth-most in a season since 1999-00.

Pierre is the fifth NCAA Division I women's basketball player since 1999-00 to have a game stat line of 40-plus points, 15-plus rebounds, and 5-plus steals, and she is the first player to accomplish the feat since the 2013-14 season. Pierre is the fifth Commodore since 1999-00 to have a game with 30-plus points and 10-plus rebounds.

PIERRE'S 42-POINT PERFORMANCE

Khamil Pierre put on one of the most memorable performances in Vanderbilt women's basketball history in the 106-40 win over Evansville on Dec. 14. She posted 42 points, 18 rebounds, and eight steals in the win over the Purple Aces. Her 42-point performance set a new program record for most points scored in a single game, passing the previous mark of 41 points shared by Chantelle Anderson (Feb. 8, 2001) and Ciaja Harbison (Jan. 29, 2023).

The 6-2 forward started her day with a bang against the Purple Aces, scoring 20 points in the first quarter. Pierre's performance in the opening frame on Saturday marked the most points scored by a Commodore in the first quarter in program history. Additionally, Pierre ties Marnelle Garraud's program record for most points scored in any quarter, which was set on Jan. 16, 2023, in the fourth quarter at Arkansas.

Her 19 made field goals tie the program record for more field goals made in a game in Vanderbilt history, tying Anderson's 19 made field goals in her 40-point performance vs. Portland State. The 19 made field goals are also the sixth-most in SEC history.

The 42 points scored are the most in an NCAA Division I game this season. It is also tied for the most points scored by an SEC player since the 2020-21 season.

HISTORIC START FOR BLAKES

Freshman Mikayla Blakes scored 10-plus points in each of her first 13 games to begin her Vanderbilt career, ending on Dec. 29 vs. Alabama A&M. She is the first Dore since at least 1999-00 to open their Vandy career with 13-straight games with 10-plus points. Additionally, it is the fourth-longest double-digit scoring streak to begin a season in school history.





DORE NOTES

DOUBLE-DOUBLE DUO

Sophomore Khamil Pierre and graduate student Leilani Kapinus became the first set of Commodore teammates to record a double-double in the same game this season the win over Samford on Nov. 22.

Pierre registered 21 points and 12 rebounds to post her fifth double-double of the season, while Kapinus collected 11 points and 10 rebounds to record her first at Vanderbilt. It is the first time since March 7, 2024, that two Vanderbilt players posted a double-double in the same game, as Pierre and Sacha Washington accomplished the feat against Florida in the second round of the 2024 SEC Tournament.

PIERRE'S SEASON-OPENING DOUBLE-DOUBLE STREAK

Khamil Pierre opened the 2024-25 season posting a double-double in three-straight games. She became the first Commodore since Koi Love in 2020-21 to open a season collecting three-straight double-doubles.

GREENE MAKING THE MOST OF HER FIRST START

Sophomore Madison Greene shined in her first career start at Vanderbilt in the 62-49 win at South Florida on Nov. 14. The guard was inserted into the lineup with senior Iyana Moore battling back spasms and turned in a season-high 15 points. Greene hit a career-best five 3-point field goals against the Bulldogs. She is the first Commodore to hit five 3-pointers in a game since Justine Pissott against Dayton on Dec. 20, 2023.

SEASON-OPENING DOUBLE-DOUBLE FOR KHAMIL

Khamil Pierre got her sophomore campaign started in a big way, as the 6-2 forward scored 25 points and pulled down 14 rebounds in the season-opening win over Lipscomb.

It was the first time that a Commodore posted a double-double in a season opener since Koi Love's 24-point, 10-rebound performance at Little Rock in the first game of the 2020-21 season. It is Pierre's fifth career double-double, while she extended her double-digit scoring streak to four games dating back to last season.

A REMARKABLE DEBUT

Freshman Mikayla Blakes put on a spectacular showing in her Vanderbilt debut this past Monday, as she recorded 23 points, five assists, and five rebounds to go along with a pair of steals.

She is the first Commodore to score 23 or more points in their debut game since Rebekah Dahlman's 23-point outing in her debut on Nov. 11, 2013, against Appalachian State.

GREENE'S RETURN

Madison Greene had a standout return to the court after missing the final 22 games last season. Greene recorded 14 points in 28 minutes off the bench in the season opener vs. Lipscomb on Nov. 4. She also established new career highs in steals (6), assists (4), and field goals made (6) in her return against the Bisons.

100-POINT BREAKOUT IN THE SEASON OPENER

Vanderbilt scored 100-plus points in a game for the first time since putting up 106 points in a 106-55 win at Tennessee State on Nov. 25, 2019. It was the first time under head coach Shea Ralph that the Commodores have tallied 100 or more points in a game.

It was also the first time that Vandy scored 100-plus points at Memorial Gym since they knocked off Quinnipiac, 111-53, on Nov. 26, 2010. It is also the 47th time that Vanderbilt women's basketball has scored 100 or more points in a game in program history.

RETURNING FIRE POWER

Vanderbilt returns 78.4 percent of its scoring from last season as the Commodores bring back nine players from the 2023-24 roster.

The group of returnees includes five players who started 10 or more games for the Dores a year ago, four of which started for Vandy during last year's NCAA Tournament run.

ONE OF THE SEC'S BEST

Senior Sacha Washington, 2024-25 season, is one of two SEC players who have collected over 1,000 points, 700 rebounds, and 100 blocks in their career, joined by Ole Miss' Madison Scott. Washington became the 41st Commodore to score 1,000 career points during Vanderbilt's NCAA Tournament run last season. She comes into the year having amassed 1,008 points, 720 rebounds, 108 blocks, and 105 assists in 99 career games.

A TANGIBLE IMPROVEMENT

Vanderbilt's 23 wins this season marks an 11-win improvement from last year's win total of 12. It was tied for the largest improvement in win total from year-to-year in program history, matching the 1983-84 team.

SEC PROJECTIONS

Vanderbilt will be out to prove the preseason prognosticators wrong this year once again. The Commodores were selected to finish 10th in the SEC Preseason Media Poll and 12th in the SEC Coaches Poll. Vandy has finished better than projected in the preseason polls each year under head coach Shea Ralph. Last season, the Dores were picked to finish 13th in the preseason coaches poll and 14th in the preseason media poll, then went 9-7 in SEC games last season to finish in sixth place.





STATISTICAL RANKINGS

Statistic	RANKING (as of 03.15)		
	NCAA	SEC	Value
Assist/Turnover Ratio (353 ranked)	28	5	1.20
Assists Per Game (353 ranked)	32	5	16.6
Bench Points Per Game (353 ranked)	134	11	19.3
Blocks Per Game (353 ranked)	232	14	2.7
Field Goal Percentage (353 ranked)	44	9	45.1
Field Goal Percentage Defense (353 ranked)	318	15	43.7
Fouls Per Game (353 ranked)	159	6	16.4
Free Throw Attempts Per Game (353 ranked)	52	5	19.22
Free Throw Percentage (353 ranked)	11	1	78.4
Free Throws Made Per Game (353 ranked)	19	3	15.06
Rebound Margin (353 ranked)	178	15	0.7
Rebounds (Defensive) Per Game (353 ranked)	275	14	23.3
Rebounds (Offensive) Per Game (353 ranked)	18	5	14.8
Rebounds Per Game (349 ranked)	98	12	38.06
Scoring Defense (353 ranked)	281	11	68.8
Scoring Margin (349 ranked)	35	8	14.8
Scoring Offense (353 ranked)	7	4	83.6
Steals Per Game (353 ranked)	9	1	12.4
Three Point Attempts Per Game (353 ranked)	123	6	20.9
Three Point Percentage (353 ranked)	72	3	33.9
Three Point Percentage Defense (353 ranked)	116	8	29.9
Three Pointers Per Game (353 ranked)	94	6	7.1
Turnover Margin (353 ranked)	13	4	7.13
Turnovers Forced Per Game (353 ranked)	19	4	20.97
Turnovers Per Game (353 ranked)	60	5	13.8
Winning Percentage (353 ranked)	76	8	68.8

Individual	RANKING (as of 03.15)		
	NCAA	SEC	Value
Mikayla Blakes			
Field Goal Attempts	12	3	531
Field Goal Percentage	133	15	45.8
Field Goals Made	15	4	243
Free Throw Attempts	19	2	205
Free Throw Percentage	21	2	88.8
Free Throw Made	9	2	182
Points Scored	5	2	743
Points Per Game	7	2	23.2
Steals	38	5	75
Steals Per Game	51	5	2.34
Three Point Attempts	28	2	218
Three Point Percentage	122	9	34.4
Three Pointers Made	48	3	75
Three Pointers Per Game	57	5	2.34

Khamil Pierre			
Double Doubles	12	2	17
Field Goal Attempts	9	2	535
Field Goal Percentage	66	7	49.7
Field Goals	3	1	266
Free Throw Attempts	106	8	148
Points Scored	18	4	635
Points Per Game	18	4	20.5
Rebounds	31	3	302
Rebounds Per Game	31	2	9.7
Steals	11	2	92
Steals Per Game	12	2	2.97

Iyana Moore			
Three Pointers Attempts	113	6	185
Three Pointers Made	1112	8	65
Three Pointers Per Game	125	10	2.10

Jordyn Oliver			
Assists/Turnover Ratio	17	3	2.47
Assists	148	11	116
Assists Per Game	166	12	3.6

Leilani Kapinus			
Steals Per Game	243	16	1.71

Week	Player	Week	Player
11-12	Raegen Beers, Okla.	01-07	Georgia Amooore, UK
11-19	Talaysia Cooper, Tenn.	01-14	Aneasha Morrow, LSU
11-26	Khamil Pierre, Vandy	01-22	Madison Booker, Texas
12-03	Aneasha Morrow, LSU	01-28	Taylor Jones, Texas
	Payton Verhulst, Okla.	02-04	Georgia Amooore, UK
12-10	Izzy Higginbottom, Ark.	02-11	Madison Booker, Texas
	Mikaylah Williams, LSU	02-18	Mikayla Blakes, Vandy
12-17	Khamil Pierre, Vandy		Jewel Spear, Tenn.
12-23	DeYona Gaston, Auburn	02-25	Raegen Beers, Okla.
	Aneesah Morrow, LSU	03-02	Raegen Beers, Okla.
12-31	Aaliyah Nye, Alabama		Chloe Kitts, SC

Week	Player	Week	Player
11-12	Clara Silva, UK	01-07	Jordan Lee, Texas
11-19	Mikayla Blakes, Vandy	01-14	Liv McGill, Florida
11-26	Mikayla Blakes, Vandy	01-22	Joyce Edwards, SC
	Sira Thienou, Ole Miss	01-28	Mikayla Blakes, Vandy
12-03	Joyce Edwards, SC		Joyce Edwards, SC
	Justice Carlton, Texas	02-04	Mikayla Blakes, Vandy
12-10	Mikayla Blakes, Vandy	02-11	Mikayla Blakes, Vandy
	Syriah Daniels, Auburn	02-18	Mikayla Blakes, Vandy
12-17	Sira Thienou, Ole Miss	02-25	Joyce Edwards, SC
12-23	Justice Carlton, Texas	03-03	Mia Woolfork, UGA
12-31	Miyah Verse, Georgia		
	Kaniya Boyd, Tenn.		

SEC FRESHMAN OF THE WEEK

SEASON LEADERS & MISCELLANEOUS STATS

Leading Scorer - Season Mikayla Blakes - 23.2 ppg	50-Pt Scoring Games Mikayla Blakes - 2	Largest Halftime Lead 38 pts - 58-20, vs. Evansville (12/14/24)
Leader in FG% - Season Khamil Pierre - 49.7% (266-535)	Ind. High Points - Game 55 pts - Mikayla Blakes at Auburn (02/16/25)	Largest Halftime Lead 38 pts - 58-20, vs. Evansville (12/14/24)
Leader in FT% - Season Mikayla Blakes - 88.8% (182-205)	Ind. High Rebounds - Game 18 reb - Khamil Pierre vs. Evansville (12/14/24)	Largest Halftime Deficit 19 pts - 25-44, at Ole Miss (01/09/25)
Leader in 3-PFG% - Season Iyana Moore - 35.1% (65-185)	Ind. High FTM - Game 23 FTM - Mikayla Blakes at Auburn (02/16/25)	Largest Halftime Deficit in a Win 7 pts - 27-34, at Alabama (01/26/25)
Leader in 3-PFGM - Season Mikayla Blakes - 75 3PFGM	Ind. High 3-Pt FGM - Game 7 3PM - Mikayla Blakes at Oklahoma (02/20/25)	Largest Halftime Lead in a Loss 2 pts - 31-29, vs. Miss. St. (02/13/25)
Leading Rebounder - Season Khamil Pierre - 9.7 rpg	Ind. High 3-Pt FGM - Game 7 3PM - Mikayla Blakes at Oklahoma (02/20/25)	Largest Vandy Lead 68 pts - 106-38, vs. Evansville (12/14/24)
Leader in Assists - Season Jordyn Oliver - 3.6 apg	Ind. High Assists - Game 11 - Jordyn Oliver vs. Georgia (01/02/25)	Largest Vandy Deficit 35 pts - 31-66, at Ole Miss (01/09/25)
Leader in Steals - Season Khamil Pierre - 3.0 spg	Ind. High Blocks - Game 4 - Aiyana Mitchell at Auburn (02/16/25)	Largest Vandy Lead in a Loss 68 pts - 106-38, vs. Evansville (12/14/24)
Leader in Blocks - Season Aiyana Mitchell - 0.7 bpg	Ind. High Steals - Game 9 - Khamil Pierre vs. Texas A&M (02/27/25)	Largest Vandy Deficit in a Win 15 pts - 59-74, at Auburn (02/16/25)
20-Pt Scoring Games Mikayla Blakes - 20	Longest Scoring Run 26-0 vs. Hampton (11/20/24)	Largest 1st Half Deficit in a Win 7 pts (3x) 0-7, at Dayton (12/19/24)
Khamil Pierre - 16	Longest Opp. Scoring Run 19-0 - at Oklahoma (02/20/25)	Largest 2nd Half Deficit in a Win 15 pts - 59-74, at Auburn (02/16/25)
Iyana Moore - 3	Largest Margin of Victory 66 pts - 106-40, vs. Evansville (12/14/24)	
Madison Greene - 1		
30-Pt Scoring Games Mikayla Blakes - 4		
Khamil Pierre - 2		
40-Pt Scoring Games Mikayla Blakes - 2		
Khamil Pierre - 1		

SCORING HIGH-LOW QUARTERS

Most 1st Quarter Points Scored 34, vs. Evansville - 12.14.24	Most 1st Quarter Points Allowed 31, vs. Kentucky - 01.05.25
Most 1st Quarter Points Scored (SEC Games) 26 (2x), Last: vs. Arkansas - 01.23.25	Most 1st Quarter Points Allowed (SEC Games) 31, vs. Kentucky - 01.05.25
Fewest 1st Quarter Points Scored 10, at Texas - 02.06.25	Fewest 1st Quarter Points Allowed 2, vs. Appalachian State - 12.1.24
Fewest 1st Quarter Points Scored (SEC Games) 10, at Texas - 02.06.25	Fewest 1st Quarter Points Allowed (SEC Games) 9, vs. Mississippi State - 02.13.25
Most 2nd Quarter Points Scored 35, vs. West Georgia - 12.21.24	Most 2nd Quarter Points Allowed 27, at Ole Miss - 01.09.25
Most 2nd Quarter Points Scored (SEC Games) 27 (2x), Last: vs. at Florida - 01.30.25	Most 2nd Quarter Points Allowed (SEC Games) 27, at Ole Miss - 01.09.25
Fewest 2nd Quarter Points Scored 8 (2x), Last: vs. South Carolina - 03.07.25	Fewest 2nd Quarter Points Allowed 5, vs. Tennessee - 01.19.25
Fewest 2nd Quarter Points Scored (SEC Games) 10, vs. Ole Miss - 02.02.25	Fewest 2nd Quarter Points Allowed (SEC Games) 5, vs. Tennessee - 01.19.25
Most 3rd Quarter Points Scored 33, vs. Texas A&M - 02.27.25	Most 3rd Quarter Points Allowed 34, at Oklahoma - 02.20.25
Most 3rd Quarter Points Scored (SEC Games) 33, vs. Texas A&M - 02.27.25	Most 3rd Quarter Points Allowed (SEC Games) 34, at Oklahoma - 02.20.25
Fewest 3rd Quarter Points Scored 12, at Ole Miss - 01.09.25	Fewest 3rd Quarter Points Allowed 4 (2x), vs. Hampton - 11.20.24
Fewest 3rd Quarter Points Scored (SEC Games) 12, at Ole Miss - 01.09.25	Fewest 3rd Quarter Points Allowed (SEC Games) 7, at Alabama - 01.23.25
Most 4th Quarter Points Scored 38, vs. Samford - 11.22.24	Most 4th Quarter Points Allowed 33, vs. Michigan State - 11.27.24
Most 4th Quarter Points Scored (SEC Games) 29 (2x), Last: vs. Arkansas - 01.23.25	Most 4th Quarter Points Allowed (SEC Games) 30, at Florida - 01.30.25
Fewest 4th Quarter Points Scored 8, at South Florida - 11.14.24	Fewest 4th Quarter Points Allowed 7, vs. Austin Peay - 11.8.24
Fewest 4th Quarter Points Scored (SEC Games) 17 (3x), vs. South Carolina - 02.23.25	Fewest 4th Quarter Points Allowed (SEC Games) 13, vs. Arkansas - 01.23.25



2024-25 OVERALL STATS

Game Records

Record	Overall	Home	Away	Neutral
ALL GAMES	22-10	13-4	7-4	2-2
CONFERENCE	8-8	4-4	4-4	0-0
NON-CONFERENCE	14-2	9-0	3-0	2-2

Score by Periods

Team	1st	2nd	3rd	4th	OT	TOT
Vanderbilt	656	611	685	697	26	2675
Opponents	515	470	589	604	24	2202

Team Box Score

No.	Player				Total			3-Point		F-Throw		Rebounds										
		GP-GS	MIN	AVG	FG-FGA	FG%	3FG-3FGA	3FG%	FT-FTA	FT%	OFF	DEF	TOT	AVG	PF	DQ	A	TO	BLK	STL	PTS	AVG
1	BLAKES, Mikayla	32-31	1019:37	31.9	243-531	.458	75-218	.344	182-205	.888	47	61	108	3.4	77	1	103	93	8	75	743	23.2
12	PIERRE, Khamil	31-31	946:14	30.5	266-535	.497	4-22	.182	99-148	.669	105	197	302	9.7	93	4	67	55	8	92	635	20.5
23	MOORE, Iyana	31-30	950:28	30.7	133-347	.383	65-185	.351	60-72	.833	27	57	84	2.7	66	2	79	74	5	32	391	12.6
4	GREENE, Madison	32-4	665:19	20.8	78-180	.433	25-71	.352	44-53	.830	19	52	71	2.2	57	0	43	55	1	40	225	7.0
10	NWABA, Jane	32-30	480:10	15.0	53-115	.461	18-46	.391	23-30	.767	36	42	78	2.4	35	0	28	21	7	21	147	4.6
5	KAPINUS, Leilani	31-1	581:15	18.8	48-110	.436	7-30	.233	24-32	.750	46	62	108	3.5	61	0	47	34	13	53	127	4.1
11	OLIVER, Jordyn	32-32	980:12	30.6	57-125	.456	0-1	.000	12-15	.800	59	84	143	4.5	48	1	116	47	13	53	126	3.9
14	MITCHELL, Aiyana	32-1	365:48	11.4	46-85	.541	0-0	.000	26-42	.619	37	53	90	2.8	48	0	14	27	21	17	118	3.7
13	PISSOTT, Justine	22-0	210:12	9.6	27-63	.429	18-47	.383	7-10	.700	13	24	37	1.7	19	0	10	10	2	5	79	3.6
24	MAKURAT, Aga	14-0	142:39	10.2	17-53	.321	12-42	.286	1-1	1.000	7	21	28	2.0	5	0	10	7	5	3	47	3.4
30	WILSON, Trinity	12-0	55:12	4.6	8-21	.381	0-0	.000	1-3	.333	5	10	15	1.3	6	0	8	3	2	0	17	1.4
2	BROWN, Jada	15-0	77:54	5.2	7-14	.500	3-7	.429	3-4	.750	5	9	14	0.9	9	0	6	6	0	6	20	1.3
Team											68	72	140						11			
Total		32	6475		983-2179	.451	227-669	.339	482-615	.784	474	744	1218	38.1	524	8	531	443	85	397	2675	83.6
Opponents		32	6475		849-1941	.437	186-623	.299	318-460	.691	409	786	1195	37.3	573	7	453	671	105	231	2202	68.8

Team Statistics

	VU	OPP
Scoring	2675	2202
Points per game	83.6	68.8
Scoring margin	+14.8	-
Field goals-att	983-2179	849-1941
Field goal pct	.451	.437
3 point fg-att	227-669	186-623
3-point FG pct	.339	.299
3-pt FG made per game	7.1	5.8
Free throws-att	482-615	318-460
Free throw pct	.784	.691
F-Throws made per game	15.1	9.9
Rebounds	1218	1195
Rebounds per game	38.1	37.3
Rebounding margin	+0.7	-
Assists	531	453
Assists per game	16.6	14.2
Turnovers	443	671
Turnovers per game	13.8	21.0
Turnover margin	+7.1	-
Assist/turnover ratio	1.2	0.7
Steals	397	231
Steals per game	12.4	7.2
Blocks	85	105
Blocks per game	2.7	3.3
Winning streak	0	-
Home win streak	1	-
Attendance	71266	43629
Home games-Avg/Game	17-4192	11-3966
Neutral site-Avg/Game	-	4-4642

Team Results

Date	Opponent	Score	Att.
11/04/2024	Lipscomb	W 102-50	5282
11/08/2024	Austin Peay	W 93-37	2343
11/14/2024	at South Fla.	W 62-49	2606
11/17/2024	Butler	W 81-52	2615
11/20/2024	Hampton	W 94-45	2353
11/22/2024	Samford	W 104-59	2524
11/26/2024	vs Arizona	W 71-60	450
11/27/2024	vs Michigan St.	L 70-78	615
12/01/2024	App State	W 94-40	2621
12/04/2024	at Miami (FL)	W 88-70	2107
12/14/2024	Evansville	W 106-40	2599
12/19/2024	at Dayton	W 80-66	1632
12/21/2024	West Ga.	W 103-68	2634
12/29/2024	Alabama A&M	W 93-64	3061
01/02/2025	Georgia	W 108-82	3120
01/05/2025	Kentucky	L 78-96	8501
01/09/2025	at Ole Miss	L 59-87	3825
01/13/2025	at LSU	L 77-83	10201
01/19/2025	Tennessee	W 71-70	8299
01/23/2025	Arkansas	W 101-60	3500
01/26/2025	at Alabama	W 66-64	2712
01/30/2025	at Florida	W 99-86	1709
02/02/2025	Ole Miss	L 61-76	6021
02/06/2025	at Texas	L 66-87	7049
02/13/2025	Mississippi St.	Lot2 77-85	3577
02/16/2025	at Auburn	Wot 98-88	4353
02/20/2025	at Oklahoma	L 81-101	4073
02/23/2025	South Carolina	L 54-82	7805
02/27/2025	Texas A&M	W 91-58	4411
03/02/2025	at Missouri	W 100-59	3362
03/06/2025	vs Tennessee	W 84-76	7649
03/07/2025	vs South Carolina	L 63-84	9853





2024-25 SEC STATS

Game Records

Record	Overall	Home	Away	Neutral
ALL GAMES	8-8	4-4	4-4	0-0
CONFERENCE	8-8	4-4	4-4	0-0
NON-CONFERENCE	0-0	0-0	0-0	0-0

Score by Periods

Team	1st	2nd	3rd	4th	OT	TOT
Vanderbilt	276	296	331	358	26	1287
Opponents	278	266	349	347	24	1264

Team Box Score

No.	Player				Total			3-Point			F-Throw		Rebounds									
		GP-GS	MIN	AVG	FG-FGA	FG%	3FG-3FGA	3FG%	FT-FTA	FT%	OFF	DEF	TOT	AVG	PF	DQ	A	TO	BLK	STL	PTS	AVG
1	BLAKES, Mikayla	16-15	559:11	34.9	134-286	.469	43-108	.398	119-132	.902	29	38	67	4.2	45	1	44	55	5	35	430	26.9
12	PIERRE, Khamil	16-16	528:03	33.0	123-280	.439	4-16	.250	57-84	.679	37	95	132	8.3	50	2	39	27	5	36	307	19.2
23	MOORE, Iyana	16-16	502:19	31.4	65-169	.385	30-93	.323	34-38	.895	15	26	41	2.6	35	2	38	37	3	21	194	12.1
4	GREENE, Madison	16-0	318:58	19.9	31-77	.403	12-34	.353	17-22	.773	5	20	25	1.6	31	0	16	24	0	16	91	5.7
13	PISSOTT, Justine	12-0	124:49	10.4	18-35	.514	13-30	.433	5-6	.833	5	9	14	1.2	13	0	7	8	1	2	54	4.5
10	NWABA, Jane	16-16	216:47	13.5	19-50	.380	11-23	.478	11-16	.688	17	18	35	2.2	20	0	12	9	0	10	60	3.8
11	OLIVER, Jordyn	16-16	512:38	32.0	26-51	.510	0-1	.000	5-7	.714	20	41	61	3.8	31	1	58	22	6	28	57	3.6
5	KAPINUS, Leilani	16-1	291:60	18.2	18-45	.400	2-12	.167	8-11	.727	21	34	55	3.4	34	0	15	16	4	25	46	2.9
24	MAKURAT, Aga	4-0	13:36	3.4	3-5	.600	3-5	.600	0-0	.000	0	1	1	0.3	2	0	1	0	0	0	9	2.3
14	MITCHELL, Aiyana	16-0	175:05	10.9	12-30	.400	0-0	.000	10-14	.714	12	28	40	2.5	28	0	9	16	12	8	34	2.1
2	BROWN, Jada	5-0	18:22	3.7	2-5	.400	1-3	.333	0-0	.000	1	2	3	0.6	2	0	1	2	0	0	5	1.0
30	WILSON, Trinity	4-0	13:12	3.3	0-0	.000	0-0	.000	0-0	.000	0	1	1	0.3	4	0	3	1	0	0	0	0.0
Team											29	31	60							6		
Total		16	3275		451-1033	.437	119-325	.366	266-330	.806	191	344	535	33.4	295	6	243	223	36	181	1287	80.4
Opponents		16	3275		481-1018	.472	98-310	.316	204-282	.723	230	421	651	40.7	296	5	253	297	59	108	1264	79.0

Team Statistics

	VU	OPP
Scoring	1287	1264
Points per game	80.4	79.0
Scoring margin	+1.4	-
Field goals-att	451-1033	481-1018
Field goal pct	.437	.472
3 point fg-att	119-325	98-310
3-point FG pct	.366	.316
3-pt FG made per game	7.4	6.1
Free throws-att	266-330	204-282
Free throw pct	.806	.723
F-Throws made per game	16.6	12.8
Rebounds	535	651
Rebounds per game	33.4	40.7
Rebounding margin	-7.3	-
Assists	243	253
Assists per game	15.2	15.8
Turnovers	223	297
Turnovers per game	13.9	18.6
Turnover margin	+4.6	-
Assist/turnover ratio	1.1	0.9
Steals	181	108
Steals per game	11.3	6.8
Blocks	36	59
Blocks per game	2.3	3.7
Winning streak	2	-
Home win streak	1	-
Attendance	45234	37284
Home games-Avg/Game	8-5654	8-4661
Neutral site-Avg/Game	-	0-0

Team Results

Date	Opponent		Score	Att.
01/02/2025	Georgia	W	108-82	3120
01/05/2025	Kentucky	L	78-96	8501
01/09/2025	at Ole Miss	L	59-87	3825
01/13/2025	at LSU	L	77-83	10201
01/19/2025	Tennessee	W	71-70	8299
01/23/2025	Arkansas	W	101-60	3500
01/26/2025	at Alabama	W	66-64	2712
01/30/2025	at Florida	W	99-86	1709
02/02/2025	Ole Miss	L	61-76	6021
02/06/2025	at Texas	L	66-87	7049
02/13/2025	Mississippi St.	Lot2	77-85	3577
02/16/2025	at Auburn	Wot	98-88	4353
02/20/2025	at Oklahoma	L	81-101	4073
02/23/2025	South Carolina	L	54-82	7805
02/27/2025	Texas A&M	W	91-58	4411
03/02/2025	at Missouri	W	100-59	3362





HONORS & AWARDS

VANDERBILT COMMODORES

• NCAA.com Team of the Week (Jan. 28)

MIKAYLA BLAKES • Fr. • 5-8 • G • Somerset, N. J.

- The Sporting News All-American second team (March 14)
- ESPN All-American second team (March 14)
- Anne Meyers Drysdale Shooting Guard of the Year Award Finalist (March 4)
- All-SEC first team (March 4)
- SEC Freshman of the Year (March 4)
- The Athletic All-American second team (March 3)
- SEC Freshman of the Week (Feb. 18)
- SEC Co-Player of the Week (Feb. 18)
- USBWA Tamika Catchings National Freshman of the Week (Feb. 18)
- AP National Player of the Week (Feb. 18)
- Dawn Staley Award Late Season Watch List (Feb. 17)
- Jersey Mike's Naismith Trophy Women's College Player of the Year Midseason Team (Feb. 12)
- John R. Wooden Award Late Midseason Top 20 Watch List (Feb. 11)
- SEC Freshman of the Week (Feb. 11)
- Naismith Starting 5 Ann Meyers Drysdale Shooting Guard of the Year Award Top 10 Watch List (Feb. 11)
- TSWA Player of the Week (Feb. 4)
- SEC Freshman of the Week (Feb. 4)
- USBWA Tamika Catchings National Freshman of the Week (Feb. 4)
- AP National Player of the Week (Feb. 4)
- USBWA Ann Meyers Drysdale National Player of the Year Midseason Top 50 Watch List (Feb. 3)
- TSWA Player of the Week (Jan. 28)
- SEC Co-Freshman of the Week (Jan. 28)
- AP National Player of the Week Runner-Up (Jan. 28)
- USBWA Tamika Catchings National Freshman of the Week (Jan. 28)
- USBWA Tamika Catchings National Co-Freshman of the Week (Jan. 21)
- NCAA.com Player of the Week (Jan. 21)
- TSWA Player of the Week (Jan. 7)
- SEC Co-Freshman of the Week (Dec. 10)
- SEC Co-Freshman of the Week (Nov. 26)
- SEC Freshman of the Week (Nov. 19)

KHAMIL PIERRE • So. • 6-2 • F • Phoenix, Ariz.

- Cheryl Miller Award Small Forward of the Year Award Finalist (March 5)
- Jersey Mike's Naismith Trophy Women's College Player of the Year Midseason Team (Feb. 12)
- Naismith Defensive Player of the Year Midseason Watch List (Feb. 5)
- USBWA Ann Meyers Drysdale National Player of the Year Midseason Top 50 Watch List (Feb. 3)
- John R. Wooden Award Midseason Top 25 Watch List (Jan. 7)
- TSWA Player of the Week (Dec. 31)
- TSWA Player of the Week (Dec. 17)
- SEC Player of the Week (Dec. 17)
- AP National Player of the Week Runner-Up (Dec. 17)
- USBWA Ann Meyers Drysdale National Players of the Week (Dec. 17)
- SEC Player of the Week (Nov. 26)

SACHA WASHINGTON • Sr. • 6-2 • F • Lawrenceville, Ga.

- AllState NACDA Good Works Winter Team (Feb. 20)
- Cheryl Miller Award Preseason Watch List (Nov. 1)



BLAKES EARNS ALL-AMERICAN STATUS 3X

Freshman Mikayla Blakes has been named second-team All-American by The Athletic, The Sporting News, and ESPN. Blakes becomes the first Commodore to earn an All-American distinction in 14 seasons.

The freshman becomes the 19th Commodore to be named an All-American by a major women's basketball publication. Blakes is the first Vanderbilt women's basketball player since Jence Rhoads in 2010-11 to earn an All-American recognition, when Rhoads was named to the Associated Press All-American honorable mention squad.

Blakes is also the first Commodore to earn first- or second-team All-American honors since Chantelle Anderson's AP Second-Team All-American selection in 2002-03. Additionally, Blakes is the third Vanderbilt freshman to earn All-American status in program history, joining Barbara Brackman and Harriet Brumfield, who were named to the Women's Basketball News Service All-America first team in 1981-82.

COACH RALPH UP FOR NATIONAL COACH OF THE YEAR (MARCH 13)

The Naismith Awards announced that Vanderbilt women's basketball head coach Shea Ralph was one of 10 semifinalist named to the 2025 Werner Ladder Naismith Women's College Coach of the Year Watch List presented by AXIA Time.

It is the first time Ralph has been included on the Werner Ladder Naismith Women's College Coach of the Year Watch List. She is one of 15 coaches selected, while the fourth-year Vandy coach is one of six SEC women's basketball head coaches on the list.

HONORS & AWARDS

**BLAKES WINS SEC FRESHMAN OF THE YEAR (MARCH 4)**

Vanderbilt women's basketball standout guard Mikayla Blakes was named the 2024-25 SEC Freshman of the Year, voted on by the league's coaches on Tuesday, the conference office announced.

Blakes is the program's first SEC Freshman of the Year since Donna Harris in 1989-90. The Somerset, New Jersey, native becomes the third Vanderbilt women's basketball player named SEC Freshman of the Year, joining Harris and Wendy Scholtens (1987-88). The league's coaches started awarding the SEC Freshman of the Year in the 1983-84 season.

Additionally, the coaches voted Blakes to the All-SEC first team and All-SEC freshman team on. She becomes the first freshman to earn first-team All-SEC honors since South Carolina's Aliyah Boston in 2020.

MIKAYLA'S WEEK WAS SO NICE, THE SEC AWARDED HER TWICE (FEB. 18)

Mikayla Blakes earned a pair of weekly conference awards on Feb. 18, as the guard was named the SEC Co-Player of the Week and SEC Freshman of the Week.

It is the first time in Vanderbilt women's basketball history that a player has earned the SEC Player of the Week and SEC Freshman of the Week awards at the same time. She shares SEC Player of the Week honors with Tennessee's Jewel Spear.

Blakes becomes the second Commodore to earn each distinction in the same season, as she joins Stephanie Holzer, who was named SEC Freshman of the Week on Nov. 14 and SEC Player of the Week on Feb. 6 during the 2010-11 campaign.

Blakes also becomes the first freshman since Candace Parker in 2006 to be named SEC Player and Freshman of the Week at the same time. Additionally, it extends Blakes' Vanderbilt school record for most SEC Freshman of the Week selections to seven.

BLAKES EARNS AP PLAYER OF THE WEEK AND USBWA TAMIKA CATCHINGS NATIONAL FRESHMAN OF THE WEEK AGAIN (FEB. 18)

On Feb. 18, Vanderbilt women's basketball standout Mikayla Blakes was named the Associated Press Women's Basketball Player of the Week and the United States Basketball Writers Association (USBWA) Tamika Catchings National Freshman of the Week on the same day for the second time this season.

Overall, it is Blakes' NCAA-leading fourth USBWA Tamika Catchings National Freshman of the Week selection this season, while it is the second time she has been named AP Player of the Week over the past three weeks.

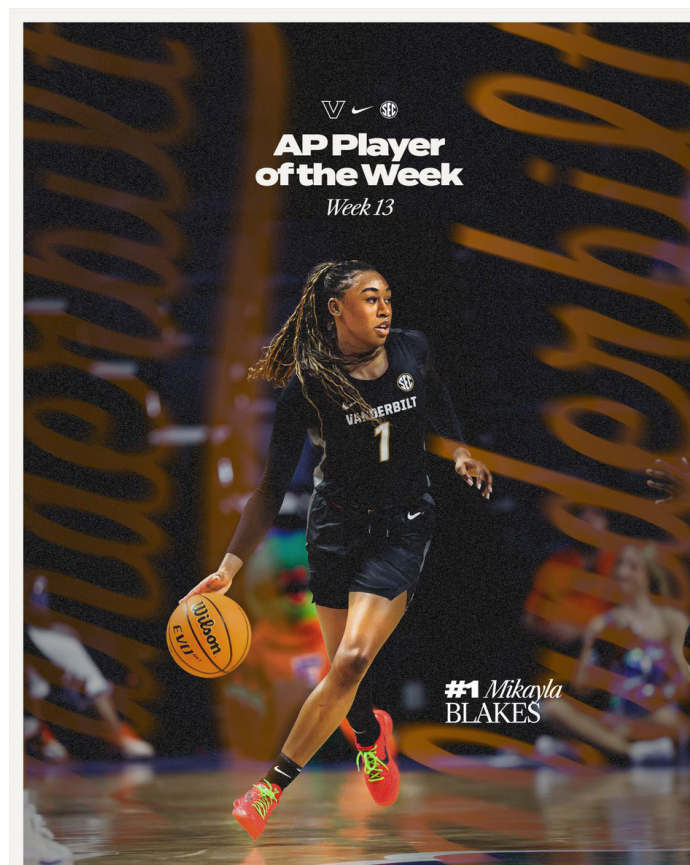
The freshmen averaged 34.0 points, 7.0 rebounds, 4.5 assists, and 4.5 steals to help Vanderbilt go 1-1 in a pair of overtime SEC contests this week. Blakes averaged 44.5 minutes per game, as the Commodores played in back-to-back overtime contests that included a total of three extra periods. The guard once again rewrote the SEC and NCAA women's basketball record books this past Sunday, as her 55-point performance at Auburn set the SEC and NCAA freshman single-game scoring records.

MIKAYLA AND KHAMIL NATIONALLY RECOGNIZED (FEB. 12)

Vanderbilt's underclassmen duo of freshman Mikayla Blakes and sophomore Khamil Pierre have earned their fair share of national recognition of late, as each was named to the Jersey Mike's Naismith Trophy Women's College Player of the Year Midseason Team on Feb. 12.


The Vandy duo were two of 30 players named to the team, while they were two of 11 SEC players selected. Blakes was one of two freshmen to earn a selection, while Pierre was one of six sophomores.

Additionally, Blakes was named to the John R. Wooden Late Midseason Top 20 watch list on Feb. 11, while Pierre was selected to the Naismith Defensive Player of the Year watch list on Feb. 5.





HONORS & AWARDS



RECORD-SETTING SEC PLAYER OF THE WEEK FOR BLAKES (FEB. 11)

Mikayla Blakes was named the SEC Freshman of the Week for a league-leading sixth time to set the school record for the most weekly SEC frosh awards earned in a season.

Blakes scored 22 points, pulled down four rebounds, and collected three steals at No. 4/6 Texas last Thursday in her lone contest of the week. Her six SEC Freshman of the Week selections sets the school record for most weekly SEC freshman honors in a season, breaking Khamil Pierre's previous record of five set during the 2023-24 campaign.

BLAKES WINS AP PLAYER OF THE WEEK (FEB. 4)

Freshman Mikayla Blakes was named the Associated Press Player of the Week on Feb. 4. She becomes the first Commodore in program history to be named AP Player of the Week, with the award starting in 2023-24. It is the second-straight week that Blakes was recognized by the AP, as she was runner-up for the award on Jan. 28.

RECORD-SETTING SEC FRESHMAN OF THE WEEK AWARD (FEB. 3)

Mikayla Blakes was named the SEC Freshman of the Week for the fifth time this season, tying her with Khamil Pierre (2023-24) for the most freshmen SEC weekly honors in program history. Blakes broke the SEC women's basketball single-game scoring record with 53 points at Florida on Jan. 30. For the week, Blakes averaged 34.5 points, 2.5 rebounds, and 2.0 steals per game.

NATIONAL PLAYER OF THE YEAR WATCH LIST FOR BLAKES AND PIERRE (FEB. 3)

Mikayla Blakes and Khamil Pierre, the nation's highest-scoring duo, were selected to the USBWA Ann Meyers Drysdale National Player of the Year Award midseason top 50 watch list.

Pierre has taken one of the biggest leaps forward in the country this season from last season, as she has improved her scoring average by 12.1 points from her freshman campaign. Pierre is putting up 21.0 points and 10.3 rebounds per game this season, making her the only player in the country to average over 20.0 points and 10.0 rebounds.

Blakes is making a strong case for national freshman of the year consideration. The 5-8 guard leads all NCAA Division I freshmen in scoring (22.1 ppg), points scored (509), and field goals made (172).

NCAA TEAM OF THE WEEK (JAN. 28)

Vanderbilt was selected as the NCAA Team of the Week after breaking into the Associated Press Women's College Basketball Top 25 Poll for the first time in over a decade. Vandy went 2-0 last week in a pair of SEC games that put them back over .500 in league play at 4-3. The Dores collected a 101-60 win over Arkansas last Thursday to set the school record for most 100-point games in a season with six. The Dores then went on the road to knock off No. 19-ranked Alabama on the road, 66-64, to post their first road win over a ranked team since the 2015-16 season.

BLAKES UP FOR NATION'S BEST SHOOTING GUARD (FEB. 2)

The Naismith Basketball Hall of Fame and Women's Basketball Coaches Association (WBCA) announced on Feb. 4 that freshman Mikayla Blakes has been named to the 2025 Ann Meyers Drysdale Shooting Guard of the Year Award top 10 watch list.

Blakes is the first Commodore to be considered for the Ann Meyers Drysdale Award, which goes to the nation's top shooting guard since 2018 as part of the Naismith Starting Five awards. The Somerset, New Jersey, native all NCAA Division I freshmen in scoring (22.1 ppg), points scored (509), and field goals made (172). Blakes recently set the SEC women's basketball and NCAA true freshman scoring records with a 53-point performance at Florida on Jan. 30.

MIKAYLA WINS NATIONAL FRESHMAN OF THE WEEK...AGAIN!?!? (JAN. 28)

Vanderbilt's first-year standout guard Mikayla Blakes was named the USBWA Tamika Catchings National Freshman of the Week for the second-straight time. She is the first player to win the award twice this season.

Blakes averaged 28.5 points, 3.5 rebounds, 2.0 assists, and 2.0 steals to help Vanderbilt collect wins over Arkansas (101-61) and No. 19 Alabama (66-64). The guard registered back-to-back games with 20 or more points, extending her scoring streak to seven games. The guard also was named National Freshman of the Week by the USBWA on Jan. 21, where she shared the honor with Nebraska's Britt Prince.

BLAKES WINS FOURTH SEC FRESHMAN OF THE WEEK AWARD (JAN. 28)

Mikayla Blakes was named SEC Co-Freshman of the Week for the fourth time this season on Jan. 28, sharing the honors with South Carolina's Joyce Edwards. It is a league-high fourth SEC Freshman of the Week selection for Blakes. It is her first SEC weekly award since Dec. 10, when she shared SEC Freshman of the Week with Auburn's Syriah Daniels. Blakes' four SEC frosh award selections are second-most in school history, as Khamil Pierre captured the weekly honor program-best five times last season.



HONORS & AWARDS

**BLAKES SELECTED AS NATIONAL FRESHMAN OF THE WEEK (JAN. 21)**

First-year Vanderbilt guard Mikayla Blakes won a pair of weekly national awards after her 23-point performance vs. No. 15-ranked Tennessee, which included a game-winning tip-in. Blakes was named the USBWA Tamika Catchings National Freshman of the Week, sharing the honor with Nebraska's Britt Prince.

BLAKES PICKED AS NCAA.COM PLAYER OF THE WEEK (JAN. 21)

NCAA's Autumn Johnson named Blakes the NCAA Player of the Week after her 23-point effort against the Lady Volunteers, which included a game-winning tip-in basket with 0.7 seconds left in the game.

BLAKES NAMED TSWA PLAYER OF THE WEEK (JAN. 7)

Freshman Mikayla Blakes averaged 30.0 points, 4.0 rebounds, 2.5 assists, and 2.0 steals to help Vanderbilt go 1-1 in its first week of SEC play to earn Tennessee Sports Writers Association Player of the Week honors. It is Blakes' first TSWA Player of the Week selection and Vanderbilt's third this season, as Khamil Pierre has been a two-time honoree.

The highlight of Blakes' week came in her first-ever SEC contest, as she scored a Vanderbilt freshman-record 36 points in a 108-82 win over Georgia on Jan. 2. She followed that up with a 24-point effort against No. 16-ranked Kentucky.

KHAMIL EARNS HER SECOND SEC PLAYER OF THE WEEK HONOR - DEC. 17

Sophomore Khamil Pierre was named SEC Player of the Week for the second time this season on Dec. 17. The 6-2 forward averaged an SEC-best 42.0 points, 18.0 points, and 8.0 steals this week, as Pierre set the Vanderbilt women's basketball single-game scoring record with a 42-point performance against Evansville in a 106-40 win on Dec. 14.

It is Pierre's second SEC Player of the Week selection of her career, as she previously earned the distinction on Nov. 26 of this season. She is the first player since Cija Harbison in 2022-23 to be named SEC Player of the Week multiple times in a season. Pierre also becomes the fifth Commodore to earn multiple SEC Player of the Week honors. Overall, it is Pierre's seventh SEC weekly honor, as she was named SEC Freshman of the Week a program-record five times during the 2023-24 campaign.

PIERRE HAULING IN THE NATIONAL AWARDS - DEC. 17

The U.S. Basketball Writers Association (USBWA) named Vanderbilt women's basketball sophomore Khamil Pierre as one of five USBWA Ann Meyers Drysdale National Players of the Week on Dec. 17.

It is the first USBWA Ann Meyers Drysdale National Players of the Week selection for Pierre. Additionally, she was also selected as this week's runner-up for the Associate Press National Player of the Week and was named the Tennessee Sports Writers Association (TSWA) Women's Basketball Player of the Week.

BLAKES WINS THIRD SEC FRESHMAN OF THE WEEK - DEC. 10

The SEC announced on Dec. 10 that Vanderbilt women's basketball guard Mikayla Blakes has been named the SEC Freshman of the Week for the third time this season. The guard scored 26 points at Miami on Dec. 4 to help the Dores register an 88-70 win in their only game last week. Her 26 points against the Hurricanes were the most points scored by an SEC freshman that week. Additionally, her 26-point outing against the Canes marked the third-most points scored by a Vanderbilt freshman in a true road contest in program history and ranks as the 12th-most scored in a contest by a Commodore frosh.

PIERRE NAMED SEC PLAYER OF THE WEEK - NOV. 26

Sophomore Khamil Pierre was named SEC Player of the Week for the first time in her career on Nov. 26. She averaged 18.0 points, 12.0 rebounds, and 3.5 steals in a pair of home wins over Hampton (Nov. 20) and Samford (Nov. 22). The two double-doubles pushed her season total to an NCAA-best five. Her 17 made field goals were the second-most during the week, as she shot 56.7 percent from the field. Pierre's 12.0 rebounds per game average was second-highest in the SEC last week. She scored double-digit points in both contests this week to extend her career-best double-digit scoring average to nine games dating back to last season. The sophomore is one of four NCAA Division I players who have posted a double-double in all but one game their team has played this season, while she is one of seven players in the nation averaging at least 19.0 points and 11.0 rebounds.

BLAKES PICKS UP HER SECOND SEC FRESHMAN OF THE WEEK - NOV. 26

Mikayla Blakes was named SEC Freshman of the Week for the second-straight week on Nov. 26. Blakes averaged 18.0 points and led all SEC freshmen at 6.5 assists per game last week. The guard contributed 33.0 points per game between points and assists in a pair of Vandy wins. Her career-high eight assists against Hampton on Nov. 20 were the most by an SEC player this week and the second-most by an SEC freshman this season. The guard was extremely efficient from the field, shooting 53.8 percent (14-of-26). She leads all SEC freshmen in scoring at 20.0 points per game. Blakes is the first Vanderbilt freshman since 2009-10 to score 14 or more points and have two or more steals in each of their first six games.

BLAKES EARNS HER FIRST SEC FRESHMAN OF THE WEEK - NOV. 19

Mikayla Blakes earned the first SEC weekly honor of her career, as she was named the SEC Freshman of the Week on Nov. 19. The Somerset, New Jersey, native led all SEC freshmen in scoring during the week, putting up 22.5 points per game in a pair of Commodore wins. She is the first Commodore to be named SEC Freshman of the Week since Khamil Pierre, who captured the award a school-record five times during the 2023-24 campaign. Blakes becomes the fifth player to win the conference's weekly freshman honor under head coach Shea Ralph, joining Pierre, Ryanne Allen, Iyana Moore, and Sacha Washington.

WATCH OUT FOR WASHINGTON - OCT. 30

Senior Sacha Washington was among 20 players named to the 2025 Cheryl Miller Award preseason watchlist, which goes to the nation's top small forward. Washington is the first Commodore to be considered for the Miller Award. The Lawrenceville, Georgia, native had a career year in 2023-24, as she averaged a personal-best 12.1 points and 7.9 rebounds per game. She shot 52.6 percent from the floor, had a team-best 44 blocks, and started in all 33 contests. The 6-2 forward scored double-digits in 18 games, which included a career-high 33 points against Louisiana Tech. She pulled down 10 or more rebounds in 10 contests and had nine double-doubles last season.



MEMORIAL GYMNASIUM



Memorial Gymnasium, the Southeastern Conference's most historic venue for college basketball, serves as the home court for the Vanderbilt Commodores. Dedicated in 1952 as a memorial to all Vanderbilt men and women who served in World War II, the arena was built as a combination gymnasium and concert hall by the late master architect Edwin Keeble.

Decades later, the unique style of Memorial Gym—with its benches on the baselines, a playing court that sits above portions of the crowd and deafening acoustics—continues to make the Commodores' home a dreaded stop for opponents. "Memorial Magic," with its capacity crowds, overflowing student section and lively pep band, have assisted in numerous Commodore victories. In the stands, fans across Middle Tennessee have helped Memorial Gymnasium rank among the NCAA's Top 30 attendance leaders on numerous occasions.

Connected to the facility sits a practice gym that includes three cross-court playing floors, coaches offices, a donor room, private suites and a Hall of Champions.

In all, Memorial Gym has been expanded three times. Constructed with a seating capacity of 6,583, the University saw its first need to increase seating in 1965 with the addition of two north-side balconies. Two years later, a pair of balancing balconies were erected on the south side of the gym and dubbed "The Balconies That Clyde Lee Built."

Capacity has fluctuated throughout the history of the building. It reached its highest number of 15,646 in 1969 when 4,000 seats were added in the east and west ends. When chairback seats in the end zones and suites on the north side were installed in the late 1990s capacity lowered to 14,168. Shortly thereafter, university officials removed portions of media press row on the south side in an effort to expand the student section by nearly 150 seats. Official capacity is now 14,326.

YEAR-BY-YEAR HOME RECORD

Year	W-L
2024-25	12-4
2023-24	12-5
2022-23	9-7
2021-22	12-5
2020-21*	3-2
2019-20	10-6
2018-19	5-9
2017-18	4-11
2016-17	10-5
2015-16	10-6
2014-15	9-6
2013-14	12-5
2012-13	12-2
2011-12	18-2
2010-11	12-3
2009-10	12-4
2008-09	15-1
2007-08	13-3
2006-07	15-1
2005-06	13-3
2004-05	11-3
2003-04	11-3
2002-03	11-2
2001-02	18-1
2000-01	16-2
1999-00	11-3
1998-99	9-5
1997-98	12-2
1996-97	13-1
1995-96	13-2
1994-95	16-1
1993-94	14-2
1992-93	15-1
1991-92	13-2
1990-91	11-3
1989-90	15-2
1988-89	10-1
1987-88	12-2
1986-87	15-2
1985-86	11-3
1984-85	6-4
1983-84	9-3
1982-83	5-6
1981-82	10-4
1980-81	6-5
1979-80	6-5
1978-79	7-5
1977-78	10-2
Total.....	533-165 (.765)

Vanderbilt has ranked among the top attendance draws in women's basketball over the years. Here is a year-by-year look at VU's home attendance figures, including where the team has ranked nationally in total attendance since the 1999-00 season:

Year	Games	Total	Average	National Rank (Total)
2024-25	16	66,855	4,178	28th
2023-24	17	47,479	2,793	53rd
2022-23	16	38,640	2,415	57th
2021-22	18	31,211	1,734	51st
2020-21*	5	209	42	—
2019-20	16	37,391	2,369	54th
2018-19	14	33,129	2,366	64th
2017-18	15	42,705	2,847	45th
2016-17	15	42,685	2,846	40th
2015-16	16	46,496	2,906	37th
2014-15	15	53,280	3,552	30th
2013-14	17	66,338	3,902	25th
2012-13	14	56,309	4,022	24th
2011-12	20	82,261	4,113	23rd
2010-11	15	68,828	4,589	20th
2009-10	16	69,521	4,345	21st
2008-09	16	76,150	4,759	18th
2007-08	17	91,279	5,369	17th
2006-07	16	72,215	4,513	23rd
2005-06	16	65,693	4,106	23rd
2004-05	14	51,682	3,692	31st
2003-04	14	44,352	3,168	33rd
2002-03	13	57,709	4,439	21st
2001-02	19	90,800	4,779	16th
2000-01	18	50,650	2,814	36th
1999-00	14	44,982	3,213	30th
1998-99	14	65,046	4,646	--
1997-98	14	91,056	6,504	--
1996-97	14	67,967	4,854	--
1995-96	15	88,151	5,877	--
1994-95	17	69,788	4,105	--
1993-94	14	73,686	5,253	--
1992-93	14	67,871	4,848	--
1991-92	15	36,266	2,418	--
1990-91	14	20,205	1,443	--
1989-90	17	25,887	1,522	--
1988-89	11	14,265	1,297	--
1987-88	13	7,324	563	--
1986-87	17	12,248	721	--
1985-86	14	5,750	411	--
1984-85	10	4,450	445	--
1983-84	12	8,664	722	--
1982-83	11	6,950	632	--
1981-82	14	6,310	451	--
1980-81	10	2,525	253	--

*Vanderbilt discontinued its 2020-21 season due to the COVID-19 pandemic

Memorial Gym Women's Basketball Crowds Over 10,000

Rank	Attendance	Opponent	Date
1.	15,317	Tennessee	1/30/1993
2.	15,311	Tennessee	2/7/1999
3.	15,187	Tennessee	2/25/1996
4.	14,848	Tennessee	2/16/1998
5.	14,316	Tennessee	2/17/2008
6.	14,168	Tennessee	2/16/2002
7.	13,227	Tennessee	12/31/1994
8.	13,127	Tennessee	1/19/2006
9.	12,645	Tennessee	1/31/1994
10.	12,417	Tennessee	1/19/1997
11.	12,131	Ohio State	1/6/1993
12.	12,034	Tennessee	2/9/2012
13.	12,009	Tennessee	1/25/2007
14.	11,401	Tennessee	2/2/2003
15.	11,386	Tennessee	2/14/2011
16.	10,561	Tennessee	2/15/2004
17.	10,154	Tennessee	1/24/2013
18.	10,149	Tennessee	2/24/2000



ALL-AMERICAN MIKAYLA BLAKES



Freshman Mikayla Blakes has been named to a Second-Team All-American by The Athletic, ESPN and The Sporting News.

Blakes becomes the first Commodore to earn an All-American distinction in 14 seasons.


The freshman becomes the 19th Commodore to be named an All-American by a major women's basketball publication. Blakes is the first Vanderbilt women's basketball player since Jence Rhoads in 2010-11 to earn an All-American recognition, when Rhoads was named to the Associated Press All-American honorable mention squad. Blakes is also the first Commodore to earn first- or second-team All-American honors since Chantelle Anderson's AP Second-Team All-American selection in 2002-03. Additionally, Blakes is the third Vanderbilt freshman to earn All-American status in program history, joining Barbara Brackman and Harriet Brumfield, who were named to the Women's Basketball News Service All-America first team in 1981-82.

The Somerset, New Jersey native, has taken the nation by storm in her freshman season. Blakes' 23.2 points per game average is the sixth-best scoring average in NCAA Division I this season, while it leads all freshmen nationally. The guard ranks in the top 20 nationally in six categories and is the only freshman placed inside the top 50 nationally in scoring (7th; 23.2), free throws made (9th; 182), steals (38th; 75) and 3-pointers made (48th; 75).

Her 26.9 points per game average in SEC play led the league, as she scored 30 or more points in five SEC contests. Overall, Blakes has registered 20-plus points in 18 games this season and has collected five-plus assists in eight contests.

Blakes rewrote the NCAA, SEC and Vanderbilt record books multiple times this season. Her 55-point performance at Auburn on Feb. 16 set the NCAA freshman single-game and SEC single-game scoring records. She previously set the SEC single-game and NCAA true freshman scoring records on Jan. 30 with a 53-point effort at Florida. Blakes also set the Vanderbilt single-game scoring record on three separate occasions this season.

The guard has set the Vanderbilt freshman record for most points scored in a season with 743 points through 32 regular season games. Blakes' 743 points scored are the third-most by a Commodore in a single season in program history. The 743 points are the most scored by a Vanderbilt women's basketball player since 2001-02, when Chantelle Anderson registered 765 points.





MIKAYLA BLAKES SEC FRESHMAN OF THE YEAR



SEC'S BEST FRESHMAN

Vanderbilt women's basketball standout guard Mikayla Blakes was named the 2024-25 SEC Freshman of the Year, voted on by the league's coaches on Tuesday, the conference office announced.

Blakes is the program's first SEC Freshman of the Year since Donna Harris in 1989-90. The Somerset, New Jersey, native becomes the third Vanderbilt women's basketball player named SEC Freshman of the Year, joining Harris and Wendy Scholtens (1987-88). The league's coaches started awarding the SEC Freshman of the Year in the 1983-84 season.

Additionally, the coaches voted Blakes to the All-SEC first team and All-SEC freshman team on Tuesday. She becomes the first freshman to earn first-team All-SEC honors since South Carolina's Aliyah Boston in 2020.

The freshman has taken the nation by storm this season. Her 23.3 points per game average is the sixth-best scoring average in NCAA Division I this season, while it leads all freshmen nationally. Blakes ranks in the top 20 nationally in six categories and is the only freshman placed inside the top 35 nationally in scoring (6th; 23.3), free throws made (8th; 167), steals (21st; 75) and 3-pointers made (32nd; 72).

Her 26.9 points per game average in SEC play led the league, as she scored 30 or more points in five SEC contests. Overall, the freshman has registered 20-plus points in 18 games this season and has collected five-plus assists in eight contests.

Blakes rewrote the NCAA, SEC and Vanderbilt record books multiple times this season. Her 55-point performance at Auburn on Feb. 16 set the NCAA freshman and SEC single-game scoring records. She previously broke the SEC single-game and NCAA true freshman scoring records on Jan. 30 with a 53-point effort at Florida. Blakes set the Vanderbilt single-game scoring record on three occasions this season.

The guard also holds the Vanderbilt freshman record for most points scored in a season with 699 points through 30 regular season games. Blakes' 699 points scored are the fourth-most by a Commodore in a single season in program

history. Her 699 points are the most scored by a Vanderbilt women's basketball player since 2001-02, when Chantelle Anderson registered 765 points.

Blakes set the program record for most SEC Freshman of the Week selections with seven this season. She was also named the USBWA Tamika Catchings National Freshman of the Week a nation-leading four times. The guard was also named the AP Player of the Week on two separate occasions, becoming the first Commodore to win the honor.



Earlier this week, Blakes was named a second-team All-American by The Athletic. She was also selected as the SEC Newcomer of the Year and named to the All-SEC first team by USA Today.

Vanderbilt heads to Greenville, South Carolina, for the 2025 SEC Women's Basketball Tournament as the No. 8 seed. The Commodores earned a bye into the second round and will play on Thursday at 10 a.m. CT against the winner of Wednesday's first round game against No. 9-seed Tennessee and No. 16-seed Texas A&M.





RECORDS AT A GLANCE

Points

Game	1.	55 • Mikayla Blakes at Auburn, 2.16.25
	2.	53 • Mikayla Blakes at Florida, 1.30.25
	3	42 • Khamil Pierre vs. Evansville, 12.14.24
Season	1.	855 • Wendy Scholtens, 1989-90
	2.	765 • Chantelle Anderson, 2001-02
	3.	743 • Mikayla Blakes, 2024-25
Career	1.	2,604 • Chantelle Anderson, 2000-03
	10.	1,618 • Jasmine Lister, 2011-14
	21.	1,332 • Chantelle Anderson, 2000-03
		<i>Active</i> 1,304 • Iyana Moore, 2022-present

Field Goals Made

Game	1.	19 • Khamil Pierre vs. Evansville, 12.14.24
	Chantelle Anderson at Portland State, 12.23.00	
	8.	15 • 9 Times, Last: Mikayla Blakes at Auburn, 02.16.25
Season	1.	309 • Wendy Scholtens, 1989-90
	5.	269 • Harriet Brumfield, 1981-82
	6.	266 • Khamil Pierre, 2024-25
Career	1.	1,020 • Chantelle Anderson, 2000-03
	10.	625 • Sheri Sam, 1992-96
	<i>Active</i> 432 • Iyana Moore, 2022-present	

Field Goals Attempted

Game	1.	31 • Eva Lemeh at Georgia, 2.16.81
	5.	28 • Three times: Last: Mikayla Blakes at Auburn, 2.16.25
	9.	25 • Four times: Last: Khamil Pierre at Texas, 2.6.25
Season	1.	571 • Barbara Brackman, 1981-82
	2.	561 • Gayle Kinzer, 1980-81
	3.	535 • Khamil Pierre, 2024-25
Career	1.	1,655 • Wendy Scholtens, 1988-91
	10.	1,301 • Carla Thomas, 2004-2007
	<i>Active</i> 1,142 • Iyana Moore, 2022-present	

Field Goal Percentage

Game	1.	1.000 • 4 Times, Last: Hannah Tuomi, 10-10 vs. UF, 2.24.10	
	(Min. 10 FGM)	9.	.917 • 3 Times, Last: Ashley Earley, 11-12 at Tenn., 2.13.05
	2024-25	.706 (12-17) • Khamil Pierre vs. Lipscomb, 11.4.24	
Season	1.	.723 (292-404) • Chantelle Anderson, 2000-01	
	(Min. 150 FGM)	10.	.602 (103-171) • Nicole Jules, 2005-06
	2024-25	.497 (266-535) • Khamil Pierre	
Career	1.	.651 (1,020-1,568) • Chantelle Anderson, 2000-03	
	(Min. 400 FGM)	10.	.543 (706-1,301) • Carla Thomas, 2004-07
	<i>Active</i> .487 (403-824) • Sacha Washington, 2022-present		

3-Pointers Made

Game	1.	9 • Iyana Moore, vs. Alabama State, 12.28.21
	5.	7 • 12 Times, Last: Mikayla Blakes at Oklahoma, 02.22.25
	2024-25	7 • Mikayla Blakes at Oklahoma, 02.22.25
Season	1.	95 • Caroline Williams, 2005-06
	10.	80 • Christina Wirth, 2008-09
	2024-25	75 • Mikayla Blakes
Career	1.	276 • Christina Foggie, 2011-14
	7.	203 • Julie Powell, 1991-94
	8.	201 • Iyana Moore, 2022-present

3-Pointers Attempted

Game	1.	17 • Christina Foggie vs. Virginia, 11.23.12
	17 • Christina Foggie vs. Maryland, 3.28.09	
	8.	14 • Three Times, Last: Mikayla Blakes at Miami, 12.04.24
Season	1.	225 • Merideth Marsh, 2009-10
	10.	241 • Aljeanette Bramlett, 1981-82
	2024-25	218 • Mikayla Blakes
Career	1.	735 • Christina Foggie, 2011-14
	5.	573 • Christina Wirth, 2006-09
	6.	563 • Iyana Moore, 2022-present

3-Point Percentage

Game	1.	1.000 • Seven Times, Last: Erin Whalen (5-5) at Ala. 1.21.18	
	(Min. 5 3PM)	2024-25	.625 (5-8) • Three Times, Last: Iyana Moore at LSU, 1.13.25
	Season	1.	.505 (48-95) • Caroline Williams, 2004-05
Season	(Min. 40 3PA)	10.	.446 (37-83) • Christa Reed, 2016-17
	2024-25	.351 (65-185) • Mikayla Blakes	
	Career	1.	.465 (238-512) • Caroline Williams, 2004-07
Career	(Min. 100 3PM)	10.	.394 (145-368) • Donna Harris, 1990-94
	<i>Active</i> .357 (201-563) • Iyana Moore, 2022-present		

Free Throws Made

Game	1.	23 • Mikayla Blakes at Auburn, 2.16.25
	2.	18 • Ashley McElhiney vs. LSU, 2.15.01
	5.	16 • Four Times, Last: Mikayla Blakes, at Florida 01.30.25
Season	1.	236 • Wendy Scholtens, 1989-90
	2.	197 • Wendy Scholtens, 1988-89
	3.	182 • Mikayla Blakes, 2024-25
Career	1.	681 • Wendy Scholtens, 1988-91
	10.	298 • Ashley McElhiney, 2000-03
	<i>Active</i> 239 • Iyana Moore, 2022-present	

Free Throws Attempted

Game	1.	24 • Mikayla Blakes at Auburn, 2.16.25
	2.	19 • Ashley McElhiney vs. LSU, 2.15.01
	3.	18 • 3 Times, Last: Mikayla Blakes, at Florida, 01.30.25
Season	1.	264 • Wendy Scholtens, 1989-90
	4.	220 • Chantelle Anderson, 2001-02
	5.	205 • Tiffany Clarke, 2012-13/Mikayla Blakes, 2024-25
Career	1.	785 • Wendy Scholtens, 1988-91
	10.	413 • Dee Davis, 2004-07
	<i>Active</i> 316 • Sacha Washington, 2022-present	

Free Throw Percentage

Game	1.	1.000 • 19 Times, Last: Iyana Moore (10-10) vs Ga., 3.3.24	
	(Min. 10 FTM)	2024-25	.958 (23-24) • Mikayla Blakes vs. Georgia, 01.02.25
	Season	1.	.938 (61-65) • Christa Reed, 2017-18
Season	(Min. 50 FTA)	5.	.888 (182-205) • Mikayla Blakes, 2024-25
	2024-25	.888 (182-205) • Mikayla Blakes	
	Career	1.	.888 (182-205) • Mikayla Blakes, 2024-25
Career	(Min. 180 FTM)	2.	.868 (681-785) • Wendy Scholtens, 1988-91
	5.	.821 (239-291) • Iyana Moore, 2022-present	
	<i>Active</i> .888 (182-205) • Mikayla Blakes, 2025-present		

Rebounds

Game	1.	22 • Wendy Scholtens vs. Lipscomb, 1.9.90
	22 • Wendy Scholtens vs. Wright State, 12.9.89	
	10.	19 • 6 Times, Last: Jennifer Holmes vs. Florida, 2.25.99
Season	1.	389 • Wendy Scholtens, 1989-90
	6.	315 • Wendy Scholtens, 1988-89
	7.	302 • Khamil Pierre, 2024-25
Career	1.	1,272 • Wendy Scholtens, 1988-91
	10.	822 • Chantelle Anderson, 2000-03
	<i>Active</i> 720 • Sacha Washington, 2022-present	

Assists

Game	1.	17 • Ashley McElhiney at Louisville, 1.2.03
	7.	13 • 5 Times, Last: Jasmine Lister vs. Tenn., 2.9.12
	2024-25	11 • Jordyn Oliver vs. Georgia, 01.02.25
Season	1.	262 • Cathy Bender, 1981-82
	10.	168 • Jasmine Lister, 2012-13
	2024-25	116 • Jordyn Oliver
Career	1.	730 • Dee Davis, 2004-07
	10.	438 • Jordyn Cambridge, 2018-24
	<i>Active</i> 259 • Iyana Moore, 2022-present	

Steals

Game	1.	11 • Eva Lemeh vs. Murray State, 12.14.80
	3.	9 • 4 Times, Last: Khamil Pierre vs. Texas A&M, 02.27.25
	2024-25	9 • Khamil Pierre vs. Texas A&M, 02.27.25
Season	1.	129 • Jordyn Cambridge, 2021-22
	6.	94 • Eva Lemeh, 1980-81
	7.	92 • Deborah Denton, 1988-89/Khamil Pierre, 2024-25
Career	1.	351 • Jordyn Cambridge, 2018-24
	10.	221 • Jennifer Risper, 2006-09
	<i>Active</i> 132 • Iyana Moore, 2022-present	

Blocked Shots

Game	1.	10 • Angela Gorsica vs. Wingate, 12.28.95
	10 • Heidi Gillingham vs. Middle Tennessee, 1.30.92	
	4.	8 • 15 Times, Last: Angela Gorsica vs. DePaul, 2.19.97
Season	1.	309 • Wendy Scholtens, 1989-90
	10.	241 • Aljeanette Bramlett, 1981-82
	2024-25	21 • Aiyana Mitchell
Career	1.	413 • Heidi Gillingham, 1991-94
	10.	112 • Harriet Brumfield, 1982-85
	<i>Active</i> 108 • Sacha Washington, 2022-present	

Points Per Game

Season	1.	25.2 (855 pts) • Wendy Scholtens, 1989-90	
	2.	23.2 (743 pts) • Mikayla Blakes, 2024-25	
	8.	20.7 (765 pts) • Chantelle Anderson, 2001-02	
Career	1.	20.5 (635 pts) • Khamil Pierre, 2024-25	
	10.	20.4 • Sheri Sam, 1995-96/Jackie Cowan, 1985-86	
	2024-25	23.2 (743 pts) • Mikayla Blakes	
Career	(Min. 100 GP)	1.	21.3 (122 GP) • Wendy Scholtens, 1988-91
	10.	12.8 (119 GP) • Karen Booker, 1984-87	
	<i>Active</i> 13.0 (98 GP) • Iyana Moore, 2022-present		

Games Played

Career	1.	137 • Jessica Mooney, 2007-10
	137 • Chantelle Anderson, 2000-03	
	10.	132 • Six times, Last: Tiffany Clarke, 2010-13
		<i>Active</i> 99 • Iyana Moore/Sacha Washington, 2022-present

Minutes Played

Game	1.	50 • Karen McGinn vs. Auburn, 12.13.78
	50 • Ann Morrow vs. Auburn, 12.13.78	
	9.	46 • Chavonne Hammond vs. Kansas, 3.18.00
Season	1.	1,298 • Ashley McElhiney, 2001-02
	10.	1,179 • Zuzi Klimesova, 2000-01
	2024-25	1,019 • Mikayla Blakes
Career	1.	4,626 • Jasmine Lister, 2011-14
	10.	3,779 • Christina Werth, 2006-09
	<i>Active</i> 3,176 • Iyana Moore, 2022-present	





THE LAST TIME WHEN...

SCORING

Less than 40 pts	31 • East Tennessee St. • Johnson City, Tenn. • 12.01.22
40-49 pts	49 • Texas A&M • College Station, Texas • 02.15.24
Less than 50 pts & Won	49 • Texas A&M • College Station, Texas • 02.15.24
90-99 pts	91 • Texas A&M • Nashville, Tenn. • 02.27.25
100+ pts (regulation)	100 • Missouri • Columbia, Mo. • 03.02.25
100+ pts	100 • Missouri • Columbia, Mo. • 03.02.25

OPPONENT SCORING

Less than 40 pts	37 • Austin Peay • Nashville, Tenn. • 11.08.24
40-49 pts	40 • Evansville • Nashville, Tenn. • 12.14.24
Less than 50 pts & Won	44 • East Tennessee St. • Johnson City, Tenn. • 12.01.22
90-99 pts	96 • Kentucky • Nashville, Tenn. • 01.05.25
100+ pts (regulation)	101 • Oklahoma • Norman, Okla. • 02.20.25
100+ pts	101 • Oklahoma • Norman, Okla. • 02.20.25

FIELD GOAL PERCENTAGE

20.0%-29.9%	27.9% (19-68) • Florida • Gainesville, Fla. • 1.22.23
30.0%-39.9%	37.1% (23-62) • South Carolina • Greenville, S.C. • 03.07.25
30.0%-39.9% & Won	35.3% (24-68) • Oklahoma • Norman, Okla. • 02.20.25
50.0%-59.9%	55.6% (40-72) • Missouri • Columbia, Mo. • 03.02.25
60.0% or higher	69.2% (36-52) • Air Force • Nashville, Tenn. • 11.30.15

OPPONENT FIELD GOAL PERCENTAGE

20.0%-29.9%	27.8% (15-54) • Evansville • Nashville, Tenn. • 12.14.24
20.0%-29.9% & won	27.4% (17-62) • East Tenn. St. • Johnson City, Tenn. • 12.1.22
30.0%-39.9%	38.9% (35-90) • Mississippi State • Nashville, Tenn. • 02.13.25
30.0%-39.9% & won	38.9% (35-90) • Mississippi State • Nashville, Tenn. • 02.13.25
50.0%-59.9%	54.7% (35-64) • South Carolina • Greenville, S.C. • 03.07.25
50.0%-59.9% & lost	51.6% (33-64) • Auburn • Auburn, Ala. • 02.16.25
60.0% or higher	66.7% (28-42) • Georgia • Nashville, Tenn. • 2.5.23

FREE THROW PERCENTAGE

Less than 50.0%	37.5% (3-8) • South Florida • Tampa, Fla. • 11.14.24
90.0%-99.9%	91.7% (11-12) • South Carolina • Greenville, S.C. • 03.07.25
1.000%	5-5 • Missouri • Columbia, Mo. • 03.02.25
1.000% w/ 10 or more makes	15-15 • Appalachian State • Nashville, Tenn. • 12.1.24

OPPONENT FREE THROW PERCENTAGE

Less than 50.0%	37.5% (3-8) • Tennessee • Greenville, S.C. • 03.06.25
90.0%-99.9%	92.3% (12-13) • Ole Miss • Oxford, Miss. • 01.09.25
1.000%	3-3 • South Florida • Tampa, Fla. • 11.14.24
1.000% w/ 10 or more makes	12-12 • Texas A&M • College Station, Texas • 2.10.22

BASKETS MADE

40+ field goals made	40 • Missouri • Columbia, Mo. • 03.02.25
10-14 3-point field goals made	15 • Missouri • Columbia, Mo. • 03.02.25
15+ 3-point field goals made	17 • Alabama State • Nashville, Tenn. • 12.28.21
Did not make a 3-pointer	0-9 • Butler • Indianapolis • 12.7.23
Made 20+ free throws	29 (29-32) • Auburn • Auburn, Ala. • 02.16.25
Made less than five free throws	3 (3-8) • South Florida • Tampa, Fla. • 11.14.24
Made 5-10 free throws	5 (5-5) • Missouri • Columbia, Mo. • 03.02.25

OPPONENT BASKETS MADE

40+ field goals made	42 • South Carolina • Nashville, Tenn. • 1.14.21
10-14 3-point field goals made	12 • Oklahoma • Norman, Okla. • 02.20.25
15+ 3-point field goals made	15 • Kentucky • Nashville, Tenn. • 01.05.25
Did not make a 3-pointer	0-8 • Ole Miss • Nashville, Tenn. • 2.20.22
Made 20+ free throws	22 (22-26) • Texas • Austin, Texas • 02.06.25
Made less than five free throws	3 (3-8) • Tennessee • Greenville, S.C. • 03.06.25
Made 5-10 free throws	9 (9-12) • South Carolina • Greenville, S.C. • 03.07.25

REBOUNDS

10-20 rebounds	20 • Georgia • Nashville, Tenn. • 2.5.23
21-29 rebounds	28 • South Carolina • Greenville, S.C. • 03.07.25
40-44 rebounds	42 • Tennessee • Greenville, S.C. • 03.06.25
45-49 rebounds	48 • Appalachian State • Nashville, Tenn. • 12.1.24
50+ rebounds	51 • West Georgia • Nashville, Tenn. • 12.21.24
20+ rebound margin	+27 • Austin Peay • Nashville, Tenn. • 11.08.24
30+ rebound margin	+30 • Samford • Nashville, Tenn. • 11.22.24

OPPONENT REBOUNDS

20-24 rebounds	24 • Miami • Coral Gables, Fla. • 12.04.24
25-29 rebounds	26 • Samford • Nashville, Tenn. • 11.22.24
40-44 rebounds	42 • South Carolina • Greenville, S.C. • 03.07.25
45-49 rebounds	48 • Michigan State • Palm Springs, Calif. • 11.27.24
50+ rebounds	54 • Oklahoma • Norman, Okla. • 02.20.25
60+ rebounds	65 • Mississippi State • Nashville, Tenn. • 02.13.25
20+ rebound margin	+25 • Oklahoma • Norman, Okla. • 02.20.25

STEALS

0-5 steals	5 • South Carolina • Greenville, S.C. • 03.07.25
10-15 steals	13 • Oklahoma • Norman, Okla. • 02.20.25
16-19 steals	16 • Missouri • Columbia, Mo. • 03.02.25
20+ steals	21 • Texas A&M • Nashville, Tenn. • 02.27.25

OPPONENT STEALS

0-5 steals	3 • Missouri • Columbia, Mo. • 03.02.25
10-15 steals	12 • South Carolina • Greenville, S.C. • 03.07.25
15-19 steals	17 • Florida • Nashville, Tenn. • 1.7.24
20+ steals	22 • UCLA • Boston, Mass. • 11.26.95

ASSISTS

0-9 assists	8 • Texas • Austin, Texas • 02.06.25
15-19 assists	16 • South Carolina • Greenville, S.C. • 03.07.25
20-25 assists	22 • Missouri • Columbia, Mo. • 03.02.25
25-29 assists	27 • Georgia • Nashville, Tenn. • 01.02.25
30-plus assists	30 • Alabama A&M • Nashville, Tenn. • 12.29.24

OPPONENT ASSISTS

0-9 assists	8 • Arkansas • Nashville, Tenn. • 01.23.25
15-19 assists	17 • South Carolina • Greenville, S.C. • 03.07.25
20-25 assists	25 • Oklahoma • Norman, Okla. • 02.20.25
26-30 assists	26 • Ole Miss • Oxford, Miss. • 01.09.25

TURNOVERS

5-10 turnovers	7 • Missouri • Columbia, Mo. • 03.02.25
20-24 turnovers	21 • Michigan State • Palm Springs, Calif. • 11.27.24
25-29 turnovers	25 • Ole Miss • Oxford, Miss. • 01.09.25
30-40 turnovers	37 • UCLA • Boston, Mass. • 11.26.95

OPPONENT TURNOVERS

5-10 turnovers	10 • Tennessee • Nashville, Tenn. • 01.19.25
20-24 turnovers	24 • Missouri • Columbia, Mo. • 03.02.25
25-29 turnovers	26 • Arkansas • Nashville, Tenn. • 01.23.25
30-40 turnovers	30 • Texas A&M • Nashville, Tenn. • 02.27.25

BLOCKED SHOTS

0 Blocks	0 • South Carolina • Nashville, Tenn. • 02.23.25
5-9 blocked shots	5 • Auburn • Auburn, Ala. • 02.19.25

OPPONENT BLOCKED SHOTS

0 Blocks	0 • Butler • Nashville, Tenn. • 11.17.24
5-9 blocked shots	5 • South Carolina • Greenville, S.C. • 03.07.25
10+ blocked shots	14 • South Carolina • Nashville, Tenn. • 1.19.23

MARGIN OF VICTORY

1 point	vs. Tennessee (71-7) • Nashville, Tenn. • 01.19.25
2 points	at Arkansas (66-64) • Tuscaloosa, Ala. • 01.26.25
10-19 points	10 • Florida (98-88 OT) • Auburn, Ala. • 02.19.25
20-30 points	26 • Georgia (108-82) • Georgia • Nashville, Tenn. • 01.02.25
Back-to-back 20+ points	49 • Hampton (94-45) • Nashville, Tenn. • 11.20.24
	45 • Samford (104-59) • Nashville, Tenn. • 11.22.24
30-39 points	33 • Texas A&M (91-58) • Nashville, Tenn. • 02.27.25
Back-to-back 30+ points	33 • Texas A&M (91-58) • Nashville, Tenn. • 02.27.25
	41 • Missouri (100-59) • Columbia, Mo. • 03.02.25
40-49 points	41 • Missouri (100-59) • Columbia, Mo. • 03.02.25
Back-to-back 40+ points	49 • Hampton (94-45) • Nashville, Tenn. • 11.20.24
	45 • Samford (104-59) • Nashville, Tenn. • 11.22.24
50-59 points	54 • Appalachian State (94-40) • Nashville, Tenn. • 12.01.24
Back-to-back 50+ points	52 • Lipscomb (102-50) • Memorial Gym • 11.04.24
	56 • Austin Peay (93-37) • Nashville, Tenn. • 11.08.24
60-69 points	66 • Evansville (106-40) • Nashville, Tenn. • 12.14.24
70+ points	70 • Hampton (116-46) • Nashville, Tenn. • 11.29.98
Single-overtime win	at Auburn (98-88) • Auburn, Ala. • 02.16.25
Double-overtime win	at Florida (106-98) • Gainesville, Fla. • 2.6.11
Triple-overtime win	NEVER OCCURRED

OPPONENT MARGIN OF VICTORY

1 point	vs. Florida (53-52) • Greenville, S.C. • 3.3.22
2 points	vs. Missouri (65-63) • Nashville, Tenn. • 1.14.24
10-19 points	15 • Ole Miss (76-61) • Nashville, Tenn. • 02.02.25
20-30 points	21 • South Carolina (84-63) • Greenville, S.C. • 03.07.25
Back-to-back 20+ points	20 (101-81) • Oklahoma • Norman, Okla. • 02.20.25
	28 • South Carolina (82-54) • Nashville, Tenn. • 02.23.25
30-39 points	37 • Alabama (98-61) • Tuscaloosa, Ala. • 1.26.20
40-49 points	48 • South Carolina (96-48) • Nashville, Tenn. • 1.19.23
50-59 points	55 • South Carolina (85-30) • Columbia, S.C. • 01.24.22
60-69 points	63 • South Carolina (106-43) • Nashville, Tenn. • 01.14.21
70+ points	NEVER OCCURRED
Single-overtime win	Alabama (77-71) • Nashville, Tenn. • 2.6.22
Double-overtime win	Mississippi State (85-77) • Nashville, Tenn. • 02.13.25
Triple-overtime win	NEVER OCCURRED





LAST TIME...

A DORE SCORED 20 OR MORE PTS
Mikayla Blakes 20 Pts vs. South Carolina • 03.07.25

TWO DORES SCORED 20 OR MORE PTS
Mikayla Blakes 24 Pts vs. Tennessee • 03.06.25
Iyana Moore 23 Pts vs. Tennessee • 03.06.25

AN OPPONENT SCORED 20 OR MORE PTS
Chloe Kitts, South Carolina • 25 Pts • 03.07.25

TWO OPPONENTS SCORED 20 OR MORE PTS
Yuting Deng, Auburn • 27 Pts • 02.16.25
DeYona Gaston, Auburn • 25 Pts • 02.16.25

A DORE SCORED 30 OR MORE PTS
Khamil Pierre • 31 Pts vs. Texas A&M • 02.27.25

A DORE SCORED 40 OR MORE PTS
Mikayla Blakes • 55 Pts at Auburn • 02.16.25

A DORE SCORED 50 OR MORE PTS
Mikayla Blakes • 55 Pts at Auburn • 02.16.25

AN OPP. SCORED 30 OR MORE PTS
Raegan Beers, Oklahoma • 30 Pts • 02.20.25

A DORE COLLECTED 15 OR MORE REBS
Khamil Pierre • 15 Reb vs. Tennessee • 03.06.25

AN OPP. COLLECTED 15 OR MORE REBS
Madina Okot, Mississippi State • 23 Reb • 02.13.25

A DORE COLLECTED 10 OR MORE AST
Jordyn Oliver • 11 Ast vs. Georgia • 01.02.24

AN OPP. COLLECTED 10 OR MORE AST
Mar'shaun Bostic, Auburn • 11 Ast • 02.16.25

A DORE HAD FIVE OR MORE STL
Khamil Pierre • 9 Stl vs. Texas A&M • 02.27.25

AN OPP. COLLECTED FIVE OR MORE STL
Rori Harmon, Texas • 5 Stl • 02.06.25

A DORE HAD FIVE OR MORE BLK
Sacha Washington • 6 Blk vs. Dayton • 12.20.23

AN OPP. COLLECTED FIVE OR MORE BLK
L'or Mputu, South Florida • 6 Blk • 11.14.24

A DORE MADE 10-PLUS FG
Mikayla Blakes • 11 FGM at Missouri • 03.02.25

A DORE MADE 10-PLUS FG IN BACK-TO-BACK GAMES
Khamil Pierre (3) • 11 FGM vs. Ole Miss • 02.02.25
10 FGM at Florida • 02.06.25
11 FGM vs. Mississippi State • 02.13.25

AN OPP. MADE 10 OR MORE FG
Chloe Kitts, South Carolina • 12 FGM • 03.07.25

A DORE ATTEMPTED 20 OR MORE FG
Khamil Pierre • 20 FTA vs. South Carolina • 03.07.25

AN OPP. ATTEMPTED 20 OR MORE FG
Yutling Deng, Auburn • 26 FGA • 02.16.25

A DORE MADE 10 OR MORE FREE THROWS
Mikayla Blakes • 23 FTM at Auburn • 02.16.25

AN OPP. MADE 10 OR MORE FREE THROWS
Diamond Battles, Georgia • 10 FTM • 2.5.23

A DORE MADE 5 OR MORE 3-PT FG
Mikayla Blakes • 6 3PT FGM at Missouri • 03.02.25

AN OPP. MADE 5 OR MORE 3-PT FG
Kennedy Todd-Williams, Ole Miss • 5 3PT FGM • 01.09.25

VANDY HAD 5 OR PLAYERS IN DBL FIGURES
Five Players • vs. Arkansas • 01.23.25

AN OPP. HAD 5 OR PLAYERS IN DBL FIGURES
Ole Miss • Five Players • 01.09.25

VANDY PLAYER HAD A DOUBLE-DOUBLE
Khamil Pierre • 17 pts, 10 reb vs. South Carolina • 03.07.25

A DORE HAD CONSECUTIVE DOUBLE-DOUBLES
Khamil Pierre (2) • 16 pts, 15 reb vs. Tennessee • 03.06.25
17 pts, 10 reb vs. South Carolina • 03.07.25

AN OPP. HAD A DOUBLE-DOUBLE
Chloe Kitts, South Carolina • 25 pts, 10 reb • 03.07.25

VANDY HAD 2 PLAYERS POST A DOUBLE-DOUBLE
vs. Evansville • 12.14.24
Khamil Pierre • 42 pts, 18 reb
Leilani Kapinus • 11 reb, 10 pts

AN OPP. HAD 2 PLAYERS POST A DOUBLE-DOUBLE
Ivy Wolf, Dayton • 23 pts, 10 reb • 12.19.24
Arianna Smith, Dayton • 16 pts, 12 reb • 12.19.24

VANDY HAD 3 PLAYERS POST A DBL-DBL
vs. Western Kentucky • 11.15.23
Sacha Washington • 18 pts, 10 reb
Jordyn Oliver • 15 pts, 10 reb
Jordyn Cambridge • 11 pts, 13 reb

VANDY PLAYER HAD A TRIPLE-DOUBLE
Jordyn Cambridge • vs. Texas A&M • 3.2.23
15 reb, 13 pts, 10 ast

ALL VANDY PLAYERS THAT PLAYED SCORED
8 players vs. Tennessee • 03.07.25

RECORD WHEN...

2024-25 OVERALL **22-10**

AT HOME	13-4
ON THE ROAD	7-4
NEUTRAL GAMES	2-2
IN OVERTIME	1-0
IN DOUBLE OVERTIME	0-1
AFTER A WIN	17-6
AFTER A LOSS	4-4
LEADING AT HALFTIME	20-1
TRAILING AT HALFTIME	2-8
TIED AT HALFTIME	0-1
LEADING AFTER 1ST QUARTER	19-6
TRAILING AFTER 1ST QUARTER	3-3
TIED SCORE AFTER 1ST QUARTER	0-1
OUTSCORING OPP. IN 2ND HALF	19-1
OUTSCORED BY OPP. IN 2ND HALF	3-9
SCORING SAME PTS IN 2ND HALF	0-0
LEADING WITH 5 MIN. REMAINING	20-2
TRAILING WITH 5 MIN. REMAINING	2-8
TIED WITH 5 MIN. REMAINING	0-0
SCORING FEWER THAN 50 POINTS	0-0
SCORING 50-59 POINTS	0-2
SCORING 60-69 POINTS	2-3
SCORING 70-79 POINTS	2-4
SCORING 80-89 POINTS	4-1
SCORING 90-99 POINTS	7-0
SCORING 100+ POINTS	7-0
ALLOWING 39-OR-FEWER POINTS	1-0
ALLOWING 40-49 POINTS	4-0
ALLOWING 50-59 POINTS	5-0
ALLOWING 60-69 POINTS	6-0
ALLOWING 70-79 POINTS	3-2
ALLOWING 80-89 POINTS	3-6
ALLOWING 90-OR-MORE POINTS	0-2
GAME DECIDED BY 1-POINT	1-0
GAME DECIDED BY 2-3 POINTS	1-0
GAME DECIDED BY 4-5 POINTS	0-0
GAME DECIDED BY 6-9 POINTS	1-3
GAME DECIDED BY 10-19 POINTS	7-2
GAME DECIDED BY 20-29 POINTS	2-5
GAME DECIDED BY 30-39 POINTS	2-0
GAME DECIDED BY 40-49 POINTS	4-0
GAME DECIDED BY 50-59 POINTS	3-0
GAME DECIDED BY 60+ POINTS	1-0
HIGHER FIELD GOAL PERCENTAGE	15-0
LOWER FIELD GOAL PERCENTAGE	6-10
SAME FIELD GOAL PERCENTAGE	0-0
SHOOTING LESS THAN 30%	0-0
SHOOTING 30-39%	5-7
SHOOTING 40-49%	7-3
SHOOTING 50+%	10-0
OPP. SHOOTING LESS 30%	5-0
OPP. SHOOTING 30-39%	6-1
OPP. SHOOTING 40-49%	8-3
OPP. SHOOTING 50+%	2-7
MORE MADE 3-PT THAN OPP.	13-4
FEWER MADE 3-PT THAN OPP.	5-5
SAME 3-PT MAKES AS OPP.	4-1
MAKING FEWER THAN FIVE 3-PT FG	4-5
MAKING BETWEEN 5-9 3-PT FG	13-4
MAKING 10+ 3-PT FG	5-1
ALLOWING FEWER THAN 5 3-PT FG	11-4
ALLOWING BETWEEN 5-9 3-PT FG	9-4
ALLOWING 10+ 3-PT FG	2-2

MAKING MORE FREE THROWS	20-6
MAKING FEWER FREE THROWS	1-3
MAKING SAME FREE THROWS	1-1
MAKING FEWER THEN 10 FREE THROWS	3-1
MAKING 10-19 FREE THROWS	14-7
MAKINGS 20+ FREE THROWS	5-1
OPP. MAKES 0-10 FREE THROWS	15-2
OPP. MAKES 10-19 FREE THROWS	7-7
OPP. MAKES 20+ FREE THROWS	0-1
OUTREBOUNDING OPP.	15-1
OUTREBOUNDED BY OPP.	7-9
SAME TOTAL OF REBOUNDS	0-0
FEWER THAN 10 ASSISTS	1-2
10-19 ASSISTS	11-7
20+ ASSISTS	10-1
NO BLOCKS	1-2
1-4 BLOCKS	15-8
5+ BLOCKS	6-0
COMMITTING FEWER TURNOVERS	20-4
COMMITTING MORE TURNOVERS	2-6
COMMITTING SAME TURNOVERS	0-0
FORCING FEWER THAN 10 TURNOVERS	0-0
FORCING 10-19 TURNOVERS	6-7
FORCING 20-29 TURNOVERS	13-3
FORCING 30+ TURNOVERS	3-0
IN DAY GAMES	12-6
IN NIGHT GAMES	10-4
ON SUNDAY	7-3
ON MONDAY	1-1
ON TUESDAY	1-0
ON WEDNESDAY	2-1
ON THURSDAY	7-4
ON FRIDAY	2-1
ON SATURDAY	2-0
IN NOVEMBER	7-1
IN DECEMBER	6-0
IN JANUARY	5-3
IN FEBRUARY	2-5
IN MARCH	2-0
VS. SEC	8-8
VS. SEC AT MEMORIAL GYM	4-4
VS. SEC ON THE ROAD	4-4
VS. RANKED OPPONENTS	3-6
WINNING THE OPENING TIP	16-4
LOSING THE OPENING TIP	6-6
WEARING WHITE	11-1
WEARING VANDY SCRIPT WHITE	2-2
WEARING GOLD	1-0
WEARING BLACK	6-3
WEARING V BLACK	1-1
WEARING GRAY	1-1
WEARING PLAY4KAY JERSEY	0-2





2024-25 GAME LEADERS

OPPONENT	DATE	SCORE	W/L	POINTS	REBOUNDS	ASSISTS	STEALS	BLOCKS
Lipscomb	11-04-24	102-50	W	Pierre (25)	Pierre (14)	Blakes (5)	Greene (6)	Mitchell (1)
Austin Peay	11-08-24	93-37	W	Blakes/Moore (16)	Pierre (10)	Greene/Moore (3)	Blakes (3)	Kapinus/Makurat/Nwaba (2)
at South Florida	11-14-24	62-49	W	Pierre (17)	Pierre (10)	Oliver (3)	Blakes/Oliver (2)	--
Butler	11-17-24	81-52	W	Blakes (29)	Pierre (8)	Oliver (6)	Pierre (4)	Kapinus/Nwaba (1)
Hampton	11-20-24	94-45	W	Blakes (22)	Pierre (12)	Blakes (8)	Blakes/Pierre (3)	Nwaba (3)
Samford	11-22-24	104-59	W	Pierre (21)	Pierre (12)	Greene/Kapinus (6)	Kapinus/Pierre (4)	Blakes/Kapinus/Mitchell (1)
vs. Arizona	11-26-24	71-60	W	Pierre (25)	Pierre (15)	Blakes/Moore (4)	Pierre (7)	Kapinus (2)
vs. Michigan State	11-27-24	70-78	L	Pierre (19)	Mitchell/Oliver/Pierre (6)	Oliver/Pierre (4)	Pierre (4)	Kapinus/Mitchell/Oliver (1)
Appalachian State	12-01-24	94-40	W	Blakes (20)	Kapinus/Pissott (7)	Blakes (6)	Blakes (7)	Nwaba (1)
at Miami (Fla.)	12-04-24	88-70	W	Pierre (28)	Pierre (13)	Moore (7)	Pierre (4)	Moore (1)
Evansville	12-14-24	106-40	W	Pierre (42)	Pierre (18)	Blakes/Moore (3)	Pierre (8)	Mitchell (2)
at Dayton	12-19-24	80-66	W	Greene (25)	Pierre (10)	Oliver (7)	Blakes (5)	Oliver (3)
West Georgia	12-21-24	103-68	W	Blakes (24)	Pierre (10)	Blakes (6)	Oliver (4)	Oliver (3)
Alabama A&M	12-29-24	93-64	W	Pierre (29)	Oliver/Pierre (7)	Oliver (8)	Pierre (4)	Blakes/Pierre (1)
Georgia	01-02-25	108-82	W	Blakes (36)	Oliver (10)	Oliver (11)	Mitchell (2)	Moore (2)
Kentucky	01-05-25	78-96	L	Blakes (24)	Pierre (11)	Pierre (5)	Blakes (3)	Blakes (1)
at Ole Miss	01-09-25	59-87	L	Blakes (19)	Blakes (5)	Oliver (6)	Greene/Moore/Pierre (2)	Pierre (1)
at LSU	01-13-25	77-83	L	Pierre (28)	Pierre (8)	Blakes (4)	Moore/Nwaba (3)	Blakes (2)
Tennessee	01-19-25	71-70	W	Blakes (23)	Pierre (8)	5 Tied w/ 2	Greene/Nwaba/Oliver (1)	Kapinus/Moore/Oliver (1)
Arkansas	01-23-25	101-60	W	Blakes (24)	Pierre (9)	Oliver (6)	Kapinus (6)	Kapinus/Pierre/Pissott/Mitchell (1)
at Alabama	01-26-25	66-64	W	Blakes (33)	Pierre (14)	Pierre (3)	Pierre (5)	Oliver (1)
at Florida	01-30-25	99-86	W	Blakes (53)	Pierre (11)	Moore (6)	Blakes/Pierre (3)	Mitchell (3)
Ole Miss	02-02-25	61-76	L	Pierre (24)	Pierre (7)	Oliver (3)	Oliver/Pierre (3)	Blakes/Pierre (1)
at Texas	02-06-25	66-87	L	Pierre (26)	Pierre (7)	Oliver (4)	Oliver (4)	Mitchell/Oliver (1)
Mississippi State	02-13-25	77-85	L (2OT)	Pierre (24)	Pierre (12)	Moore (5)	Blakes (5)	Mitchell (2)
at Auburn	02-16-25	98-88	W (OT)	Blakes (55)	Mitchell (7)	Blakes (5)	Oliver (6)	Mitchell (4)
at Oklahoma	02-20-25	81-101	L	Blakes (34)	Blakes/Kapinus/Oliver/Pierre (4)	Pierre (4)	Kapinus (4)	--
South Carolina	02-23-25	54-82	L	Blakes (19)	Pierre (10)	Blakes/Greene/Kapinus/Moore (4)	Oliver (3)	--
Texas A&M	02-27-25	91-58	W	Pierre (31)	Kapinus/Pierre (6)	Blakes/Pierre (5)	Pierre (9)	Oliver (1)
at Missouri	03-02-25	100-59	W	Blakes (29)	Pierre (10)	Moore (7)	Moore (4)	Pierre (1)
vs. Tennessee	03-06-25	84-76	W	Blakes (24)	Pierre (15)	Oliver (5)	Pierre (3)	Mitchell (2)
vs. South Carolina	03-07-25	63-84	L	Blakes (20)	Pierre (10)	Blakes (6)	Oliver/Pierre (2)	Pissott (1)

POINTS		REBOUNDS		ASSISTS		STEALS		BLOCKS	
Mikayla Blakes	18 (13-5)	Khamil Pierre	28 (19-9)	Jordyn Oliver	12 (8-4)	Khamil Pierre	15 (11-4)	Aiyana Mitchell	10 (7-3)
Khamil Pierre	13 (8-5)	Jordyn Oliver	4 (2-2)	Mikayla Blakes	11 (8-3)	Mikayla Blakes	8 (6-2)	Lelilani Kapinus	7 (6-1)
Madison Greene	1 (1-0)	Leilani Kapinus	3 (2-1)	Iyana Moore	9 (7-2)	Jordyn Oliver	8 (4-4)	Jordyn Oliver	7 (5-2)
Iyana Moore	1 (1-0)	Aiyana Mitchell	2 (1-1)	Khamil Pierre	5 (2-3)	Madison Greene	3 (2-1)	Khamil Pierre	5 (3-2)
		Mikayla Blakes	2 (0-2)	Madison Greene	3 (2-1)	Leilani Kapinus	3 (2-1)	Mikayla Blakes	5 (2-3)
		Justine Pissott	1 (1-0)	Leilani Kapinus	3 (2-1)	Iyana Moore	3 (1-2)	Jane Nwaba	4 (4-0)
						Aiyana Mitchell	1 (1-0)	Iyana Moore	3 (3-0)
						Jane Nwaba	1 (1-0)	Justine Pissott	2 (1-1)
						Iyana Moore	1 (0-1)	Aga Makurat	1 (1-0)

2024-25 GAME HIGHS & LOWS

HIGHS

Points	108	vs. Georgia (01/02/25)
FG Made	44	vs. Evansville (12/14/24)
FG Attempts	93	vs. Evansville (12/14/24)
3-Pt FG Made	15	at Missouri (03/02/25)
3-PT FG Attempts	38	vs. Appalachian St. (12/1/24)
FT Made	29	vs. Georgia (01/02/25) at Auburn (02/16/25)
FT Attempts	32	at Auburn (02/16/25)
Rebounds	56	vs. Samford (11/22/24)
Assists	30	vs. Alabama A&M (12/29/24)
Steals	24	vs. Evansville (12/14/24)
Blocks	9	vs. West Georgia (12/21/24)
Turnovers	23	vs. Arizona (11/26/24) at Ole Miss (01/09/25)
Fouls	27	at Texas (02/06/25)

LOWS

Points	54	vs. South Carolina (02/23/25)
FG Made	17	vs. South Carolina (02/23/25)
FG Attempts	49	vs. Ole Miss (02/02/25)
3-Pt FG Made	2	vs. Evansville (12/14/24) vs. Ole Miss (02/02/25) at Texas (02/06/25) vs. South Carolina (02/23/25)
3-PT FG Attempts	9	vs. Ole Miss (02/02/25)
FT Made	3	at South Florida (11/14/24)
FT Attempts	5	at Missouri (03/02/25)
Rebounds	23	vs. Ole Miss (02/02/25)
Assists	6	at South Florida (11/14/24)
Steals	3	vs. Tennessee (01/19/25)
Blocks	0	at South Florida (11/14/24) at Oklahoma (02/20/25) vs. South Carolina (02/23/25)
Turnovers	6	vs. Appalachian St. (12/01/25)
Fouls	9	vs. Alabama A&M (12/29/24)





VANDERBILT STATS

BENCH PRODUCTION

Game	VU-OPP	Diff.	Top Bench Scorer
Lipscomb	31-25	+6	Madison Greene, 14
Austin Peay	35-12	+23	Madison Greene, 13
at South Fla.	6-32	-26	Makurat/Mitchell/Moore, 2
Butler	17-18	-1	Aiyana Mitchell, 6
Hampton	33-18	+15	Madison Greene, 11
Samford	43-18	+25	Madison Greene, 16
vs. Arizona	15-6	+9	Leilani Kapinus, 7
vs. Michigan St.	7-9	-2	Aiyana Mitchell, 6
Appalachian St.	31-24	+7	Aga Makurat, 7
at Miami	17-11	+6	Leilani Kapinus, 8
Evansville	24-9	+15	Leilani Kapinus, 10
at Dayton	27-18	+9	Madison Greene, 25
West Georgia	35-29	+6	Leilani Kapinus, 10
Alabama A&M	30-18	+12	Madison Greene, 12
Georgia	14-34	-20	Madison Greene, 10
Kentucky	7-4	+3	Madison Greene, 3
at Ole Miss	13-16	-3	Madison Greene, 9
at LSU	4-9	-5	L. Kapinus/M. Greene, 2
Tennessee	6-9	-3	Madison Greene, 4
Arkansas	24-34	-10	Madison Greene, 10
at Alabama	8-8	--	Leilani Kapinus, 8
at Florida	17-9	+8	Justine Pissott, 7
Ole Miss	8-15	-7	Madison Greene, 5
at Texas	8-27	-19	Mitchell/Pissott, 4
Miss. State	22-18	+4	Madison Greene, 17
at Auburn	18-8	+10	M. Greene/J. Pissott, 6
at Oklahoma	19-31	-12	Justine Pissott, 9
South Carolina	30-56	-26	Mikayla Blakes, 19
Texas A&M	25-14	+11	Justine Pissott, 14
at Missouri	30-22	+8	Madison Greene, 9
vs. Tennessee	10-28	-18	Leilani Kapinus, 6
vs. South Carolina	4-33	-29	Aiyana Mitchell, 4
Total	618-622	-4	Madison Greene, 203
AVG.	19.3-19.4	-0.1	Madison Greene, 7.3 ppg

SPECIALTY STATS

Team	Off. TO	PAINT	2nd CHANCE	FAST BREAK
Lipscomb	22-8	70-22	23-8	27-3
Austin Peay	33-10	42-20	20-4	24-1
at South Fla.	19-12	28-24	12-7	3-4
Butler	41-13	30-20	10-7	14-7
Hampton	36-12	46-28	19-4	13-6
Samford	24-3	60-22	28-9	26-9
vs. Arizona	29-19	20-40	17-13	9-8
vs. Michigan St.	23-20	42-48	14-16	15-6
Appalachian St.	33-7	38-22	21-7	21-2
at Miami	27-14	46-40	16-2	8-3
Evansville	54-3	76-20	40-9	25-4
at Dayton	32-7	28-42	14-8	14-6
West Georgia	37-16	62-22	29-13	30-16
Alabama A&M	24-11	60-42	19-9	23-14
Georgia	26-8	34-48	15-13	15-12
Kentucky	7-16	26-26	26-9	5-6
at Ole Miss	19-22	34-38	9-10	7-10
at LSU	17-21	32-44	6-17	17-13
Tennessee	13-10	24-32	10-8	15-14
Arkansas	40-13	40-24	9-12	22-13
at Alabama	30-15	30-44	11-9	16-15
at Florida	31-14	42-56	14-19	19-13
Ole Miss	6-21	32-54	5-21	8-10
at Texas	14-27	30-28	21-16	13-7
Miss. State	26-17	30-66	9-24	18-8
at Auburn	23-13	46-44	13-12	20-11
at Oklahoma	21-9	12-44	7-18	13-12
South Carolina	3-23	16-48	12-17	0-19
Texas A&M	41-12	38-32	14-13	24-4
at Missouri	33-5	36-26	8-7	16-4
vs. Tennessee	9-21	42-46	21-6	6-17
vs. South Carolina	15-18	28-58	11-18	6-9
Total	808-440	1220-1170	503-365	492-294
AVG.	25.3-13.8	38.1-36.6	15.7-11.4	15.4-9.2



2024-25 GAME COMPARISON

Opponent	1st	2nd	3rd	4th	Final	Mar	Total FG	FG Pct	3-Pointers	3FG Pct	Free Throws	FT Pct	Rebs	Mar	Ast	ToVer	Block	Steal	Fouls
Lipscomb	31-15	22-10	28-14	21-11	102-50	+52	43-81/17-61	.531/.279	5-17/6-35	.294/.171	11-14/10-17	.786/.588	54-32	+22	17-6	12-23	1-2	15-2	15-17
Austin Peay	24-16	28-10	26-4	15-7	93-37	+56	32-71/15-52	.451/.288	6-17/3-14	.353/.214	23-30/4-14	.767/.286	55-28	+27	15-6	12-25	8-2	10-6	15-27
at South Florida	19-17	15-9	20-11	8-12	62-49	+13	26-68/21-57	.382/.368	7-28/4-18	.250/.222	3-8/3-3	.735/1.000	37-43	-6	6-13	12-23	0-8	8-5	11-14
Butler	17-8	20-12	22-16	22-16	81-52	+19	29-57/18-47	.509/.383	8-18/8-18	.444/.444	15-19/8-11	.789/.727	33-25	+8	18-12	21-30	2-0	17-12	16-16
Hampton	23-21	28-7	25-4	18-13	94-45	+49	38-70/18-49	.543/.367	8-25/3-12	.320/.250	10-12/6-8	.833/.750	40-24	+16	22-9	11-24	6-1	11-7	11-15
Samford	19-21	24-8	23-16	38-14	104-59	+45	42-83/22-56	.506/.393	8-19/11-29	.421/.379	12-20/4-8	.600/.500	56-26	+30	23-16	11-22	3-2	17-18	17-19
vs. Arizona	15-7	16-11	19-19	21-23	71-60	+11	21-54/25-58	.389/.431	6-14/4-16	.429/.250	23-31/6-11	.742/.545	40-33	+7	12-12	23-26	2-2	19-11	19-22
vs. Michigan State	19-16	8-13	22-16	21-33	70-78	-8	26-64/28-65	.496/.431	3-14/4-12	.214/.333	15-20/18-25	.750/.720	34-48	-14	17-15	21-24	3-7	15-14	22-21
Appalachian State	33-2	18-13	14-16	29-9	94-40	+54	33-77/16-54	.429/.296	13-38/3-16	.342/.188	15-15/5-8	1.000/.625	48-36	+12	23-8	6-21	1-3	14-3	10-15
at Miami	23-13	23-18	23-24	19-15	88-70	+18	34-68/28-53	.500/.528	9-24/6-17	.375/.353	11-15/8-11	.733/.727	36-24	+12	20-14	15-21	1-1	7-8	16-16
Evansville	34-12	24-8	28-11	20-9	106-40	+66	44-93/15-54	.473/.278	2-24/4-27	.083/.148	16-19/6-9	.842/.667	55-36	+19	13-8	9-36	4-2	24-2	15-18
at Dayton	33-15	13-24	13-17	21-10	80-66	+14	29-76/26-53	.382/.491	9-26/3-14	.346/.214	13-15/11-12	.867/.917	33-42	-9	18-16	8-26	3-4	16-3	14-15
West Georgia	24-14	35-13	20-25	24-16	103-68	+35	41-84/25-68	.488/.368	7-27/10-29	.259/.345	14-19/8-12	.737/.667	51-41	+10	23-19	13-26	9-3	17-8	11-13
Alabama A&M	24-16	21-11	22-19	26-18	93-64	+19	40-71/27-64	.563/.422	5-19/5-16	.263/.313	8-14/5-9	.571/.556	41-30	+11	30-13	15-19	2-2	13-9	9-14
Georgia	26-13	24-16	29-28	29-25	108-82	+26	34-71/32-69	.479/.464	11-25/4-17	.440/.235	29-31/14-20	.935/.700	35-44	-9	27-17	8-18	6-1	5-4	18-22
Kentucky	17-31	21-20	19-19	21-26	78-96	-18	27-74/33-61	.365/.541	9-30/15-31	.300/.484	15-20/15-20	.750/.750	39-41	-2	11-20	7-10	1-4	5-4	20-19
at Ole Miss	11-17	14-27	12-27	22-16	59-87	-28	23-53/33-63	.434/.524	4-17/9-22	.235/.409	9-14/12-13	.643/.923	26-36	-10	16-26	23-26	1-3	9-18	13-17
at LSU	21-21	16-16	20-21	20-25	77-83	-6	27-57/34-71	.474/.479	5-14/3-9	.357/.333	18-22/12-18	.818/.667	25-45	-20	12-13	16-17	2-5	9-8	19-20
Tennessee	21-21	16-5	17-19	17-25	71-70	+1	23-62/26-68	.371/.382	6-19/6-26	.316/.231	19-22/12-15	.864/.800	40-42	-2	12-12	12-10	3-3	3-5	16-23
Arkansas	26-10	27-17	19-20	29-13	101-60	+41	39-69/24-60	.565/.400	13-25/8-24	.520/.333	10-12/4-7	.833/.571	35-33	+2	21-8	14-26	4-1	17-5	12-8
at Alabama	15-19	12-15	17-7	22-23	66-64	+2	23-68/27-52	.338/.519	4-16/5-17	.250/.294	16-21/5-6	.762/.833	39-36	+3	10-14	14-23	1-3	17-8	15-17
at Florida	19-16	27-10	27-30	26-30	99-86	+13	34-64/33-67	.531/.493	11-21/3-15	.524/.200	20-25/17-23	.800/.739	34-36	-2	17-12	15-18	3-0	11-6	21-22
Ole Miss	11-12	10-20	20-25	20-19	61-76	-15	23-49/32-59	.469/.542	2-9/2-12	.222/.167	13-16/10-14	.813/.714	23-32	-9	8-15	18-14	2-5	9-11	15-15
at Texas	10-21	15-17	25-25	16-24	66-87	-21	22-57/28-53	.386/.528	2-11/9-13	.182/.692	20-26/22-26	.769/.846	34-31	+3	8-18	17-14	2-7	10-9	27-19
Mississippi State	19-9	12-20	17-21	17-15	77-85 (OT)	-8	29-78/35-90	.372/.389	7-25/2-27	.280/.074	12-16/13-19	.750/.684	43-65	-22	18-11	16-22	4-4	15-11	19-17
at Auburn	17-18	22-24	17-22	28-20	98-88 (OT)	+10	32-63/44-64	.508/.516	5-15/5-16	.333/.313	29-32/17-21	.906/.810	33-31	+2	13-21	15-18	5-5	13-5	23-22
at Oklahoma	13-21	24-22	17-34	27-24	81-101	-20	24-68/36-69	.353/.522	14-30/12-30	.467/.400	19-26/17-24	.731/.708	29-54	-25	16-25	14-22	0-4	13-5	25-24
South Carolina	11-24	11-14	12-21	17-26	54-82	-28	17-56/30-65	.304/.462	2-12/5-19	.167/.263	18-25/17-27	.720/.630	35-47	-12	10-16	17-13	0-5	8-13	22-23
Texas A&M	16-11	21-14	33-14	21-19	91-58	+33	34-72/23-53	.472/.434	9-24/3-12	.375/.250	14-17/9-16	.824/.563	34-41	-7	22-14	10-30	1-7	21-5	16-15
at Missouri	23-14	21-12	30-16	26-17	100-59	+41	40-72/22-54	.556/.407	15-32/7-20	.469/.350	5-5/8-13	1.000/.615	31-37	+6	22-11	7-24	1-2	16-3	15-11
vs. Tennessee	27-20	12-13	24-16	21-28	84-76	+8	31-67/32-68	.463/.4471	6-16/9-29	.375/.310	16-22/3-8	.727/.375	42-34	+8	15-16	15-13	3-2	8-9	12-24
vs. South Carolina	15-24	8-24	25-13	15-23	63-84	-21	23-62/35-64	.371/.547	6-18/5-11	.333/.455	11-12/9-12	.917/.750	28-42	-14	16-17	16-15	1-5	5-12	14-12
SEASON TOTAL	656-518	608-473	685-590	697-604	2675-2202	+465	983-2179/849-1941	.451/.437	227-669/186-623	.339/.299	482-615/318-460	.784/.691	1218-1195	+29	531-453	443-671	85-105	397-231	524-573
SEASON AVG	20.5-16.2	19.0-14.8	21.4-18.4	21.8-18.9	83.6-68.8	+14.8	30.7-68.1/26.5-60.7		7.1-20.9/5.8-19.5		15.1-19.2/9.9-14.4		38.1-37.3	+0.7	16.6-14.2	13.8-21.0	2.7-3.3	12.4-7.2	16.4-17.9

SEASON HIGH | SEASON LOW

2024-25 GAME-BY-GAME STATS

Opponent	Date	Score		Total		3-Pointers		Free Throws		Rebounds				PF	A	TO	BLK	STL	PTS	AVG
				FG-FGA	PCT	3FG-3FGA	PCT	FT-FTA	PCT	OFF	DEF	TOT	AVG							
Lipscomb	11/04/2024	102-50	W	43-81	.531	5-17	.294	11-14	.786	22	32	54	54.0	17	17	12	1	15	102	102.0
Austin Peay	11/08/2024	93-37	W	32-71	.451	6-17	.353	23-30	.767	21	34	55	54.5	15	15	12	8	10	93	97.5
at South Fla.	11/14/2024	62-49	W	26-68	.382	7-28	.250	3-8	.375	12	25	37	48.7	11	6	12	0	8	62	85.7
Butler	11/17/2024	81-52	W	29-57	.509	8-18	.444	15-19	.789	13	20	33	44.8	16	18	21	2	17	81	84.5
Hampton	11/20/2024	94-45	W	38-70	.543	8-25	.320	10-12	.833	15	25	40	43.8	11	22	11	6	11	94	86.4
Samford	11/22/2024	104-59	W	42-83	.506	8-19	.421	12-20	.600	27	29	56	45.8	17	23	11	3	17	104	89.3
vs Arizona	11/26/2024	71-60	W	21-54	.389	6-14	.429	23-31	.742	15	25	40	45.0	19	12	23	2	19	71	86.7
vs Michigan St.	11/27/2024	70-78	L	26-64	.406	3-14	.214	15-20	.750	14	20	34	43.6	22	17	21	3	15	70	84.6
App State	12/01/2024	94-40	W	33-77	.429	13-38	.342	15-15	1.000	18	30	48	44.1	10	23	6	1	14	94	85.7
at Miami (FL)	12/04/2024	88-70	W	34-68	.500	9-24	.375	11-15	.733	17	19	36	43.3	16	20	15	1	7	88	85.9
Evansville	12/14/2024	106-40	W	44-93	.473	2-24	.083	16-19	.842	29	26	55	44.4	15	13	9	4	24	106	87.7
at Dayton	12/19/2024	80-66	W	29-76	.382	9-26	.346	13-15	.867	16	17	33	43.4	14	18	8	3	16	80	87.1
West Ga.	12/21/2024	103-68	W	41-84	.488	7-27	.259	14-19	.737	24	27	51	44.0	11	23	13	9	17	103	88.3
Alabama A&M	12/29/2024	93-64	W	40-71	.563	5-19	.263	8-14	.571	13	28	41	43.8	9	30	15	2	13	93	88.6
Georgia	01/02/2025	108-82	W	34-71	.479	11-25	.440	29-31	.935	10	25	35	43.2	18	27	8	6	5	108	89.9
Kentucky	01/05/2025	78-96	L	27-74	.365	9-30	.300	15-20	.750	19	20	39	42.9	20	11	7	1	5	78	89.2
at Ole Miss	01/09/2025	59-87	L	23-53	.434	4-17	.235	9-14	.643	7	19	26	41.9	13	16	23	1	9	59	87.4
at LSU	01/13/2025	77-83	L	27-57	.474	5-14	.357	18-22	.818	7	18	25	41.0	19	12	16	2	9	77	86.8
Tennessee	01/19/2025	71-70	W	23-62	.371	6-19	.316	19-22	.864	14	26	40	40.9	16	12	12	3	3	71	86.0
Arkansas	01/23/2025	101-60	W	39-69	.565	13-25	.520	10-12	.833	11	24	35	40.7	12	21	14	4	17	101	86.8
at Alabama	01/26/2025	66-64	W	23-68	.338	4-16	.250	16-21	.762	20	19	39	40.6	15	10	14	1	17	66	85.8
at Florida	01/30/2025	99-86	W	34-64	.531	11-21	.524	20-25	.800	12	22	34	40.3	21	17	15	3	11	99	86.4
Ole Miss	02/02/2025	61-76	L	23-49	.469	2-9	.222	13-16	.813	7	16	23	39.5	15	8	18	2	9	61	85.3
at Texas	02/06/2025	66-87	L	22-57	.386	2-11	.182	20-26	.769	18	16	34	39.3	27	8	17	2	10	66	84.5
Mississippi St.	02/13/2025	77-85	Lot2	29-7																



SHEA RALPH

HEAD COACH
FOURTH SEASON
UConn - '01



THE SHEA RALPH FILE

Head Coach Vanderbilt (2021-Current)

- 73-58 overall record in four seasons at Vanderbilt
- Guided Vanderbilt to its first NCAA Tournament bid since the 2014 NCAA Tournament in 2023-24 and posted the Dores' first NCAA Tournament victory since 2013
- Posted the largest win improvement from one season to next in school history during the 2023-24 season, as Vandy's 23 victories marked an 11-win improvement from 2022-23
- Led Vanderbilt to its first postseason bid since the 2013-14 campaign with an appearance in the 2022 WNIT in her debut season in 2021-22
- Guided Vandy to a school record six SEC road wins in '23-'24
- Five players have earned All-SEC honors under Ralph

Assistant Coach UConn (2008-2021)

- 462-22 in 13 seasons as an assistant coach at UConn
- Won Six NCAA National Championships
- 12 Final Four Appearances
- 16 Conference Titles
- Coached 21 WNBA Draft Picks, 9 top-5 picks, three No. 1 picks

Assistant Coach Pittsburgh (2003-2008)

- 86-66 in five seasons as an assistant coach at Pittsburgh
- 2008 Sweet 16 Appearance
- Two NCAA Tournament Appearances (2007 & 08)
- 2006 WNIT Final Four

Player UConn (1996-2001)

- Drafted by Utah Starzz in 2001 WNBA Draft
- Scored 1,678 career points, Ranks 8th in UConn history
- Won 2000 NCAA National Championship
- 2000 NCAA Women's Final Four MVP
- 2000 Big East Player of the Year
- 2000 All-American
- 2000 Sports Illustrated Women's College Player of the Year
- Honda Award Winner

Shea Ralph was named the sixth head coach in Vanderbilt women's basketball history on April 13, 2021. The 2024-25 campaign marks her fourth season leading the Commodores.

Ralph has given a resurgence to the Vanderbilt women's basketball program in just four seasons, as she has gotten the Commodores back into the NCAA Tournament for the first time in a decade.

In her fourth season, Ralph guided the Commodores to a 22-10 overall record and an 8-8 mark in SEC play. The 22 wins marked the first time the Commodores posted back-to-back 20-win seasons since the 2011-12 and 2012-13 seasons. The Dores were ranked in the AP Top 25 and the WBCA Coaches Poll for two weeks during the 2024-25 regular season, marking the first time since 2013-14 that the Commodores have been ranked in both major polls for multiple weeks. The Dores topped out at No. 23 in both polls on Jan. 28.

The Dores collected three wins over ranked teams in 2024-25, which include a pair of wins over Tennessee to mark the first time in program history that Vandy has beaten the Lady Vols twice in one season. Ralph guided Vanderbilt to its second-straight NCAA Tournament at-large bid, earning a No. 7 seed in Birmingham Region 2.

Shea Ralph was named the sixth head coach in Vanderbilt women's basketball history on April 13, 2021. The 2024-25 campaign marks her fourth season leading the Commodores.

Ralph orchestrated one of the biggest turn-arounds in program history during the 2023-24

season, as the Commodores went from being projected last in the SEC preseason polls to earning the program's first bid into the NCAA Tournament in 10 seasons.

Vanderbilt went 23-10 in Year 3 under Ralph's direction, as the Commodores made their first appearance in the NCAA Tournament since the 2013-14 campaign. The 23 wins marked an 11-win improvement from a season ago, which is the second-largest win improvement from one season to the next in program history.

The Commodores went out and proved the preseason prognosticators wrong in 2023-24, as Vandy finished sixth in the SEC after being picked 13th in the Preseason SEC Coaches Poll and 14th in the Preseason SEC Media Poll. The Dores went 9-7 in SEC play and won a program-record six road SEC games. The nine SEC wins were the most for Vanderbilt since the 2012-13 campaign. The Commodores earned the No. 6 seed in the 2024 SEC Women's Basketball Tournament, which was the program's highest seed at the SEC Tournament since 2011.

Vanderbilt's at-large bid into the 2024 NCAA Tournament marked the second time in her three seasons that Ralph has led the Commodores to the postseason.

A total of three Commodores earned All-SEC honors in Year 3 under Ralph. Iyana Moore made her first appearance on the All-SEC second team, while Jordyn Cambridge was named to the All-SEC defensive team for a school-record third time. Khamil Pierre was named to the All-SEC freshman team, making her the third Commodore to earn a spot on the team under Ralph, joining Moore and Sacha Washington. Pierre also was named SEC Freshman of the Week a program record five times during the season.

Vanderbilt's hard-nosed and gritty approach helped the Commodores become one of the elite defensive teams in the SEC, as Vandy ranked third in steals per game at 10.2 steals. The Dores' 315 steals during the 2023-24 campaign are the third-most in a season in program history.

Vanderbilt was hit hard with a plethora of preseason injuries to begin the 2022-23 campaign. Coach Ralph was able to rally the Commodores and record a second-straight double-digit win season, marking the first time in six years that Vandy has





posted back-to-back double-digit win campaigns.

During the 2022-23 campaign, Ralph guided Vanderbilt to a winning record inside Memorial Gymnasium for the 38th time in the last 40 seasons. The Commodores won nine games at Memorial Gym, which included victories over Texas A&M, Arkansas, and Kentucky.

Ralph was key in the development of Ciaja Harbison, who transferred into the program for her graduate season and become one of the most prolific scorers in the SEC. Harbison earned second team All-SEC honors after averaging 19.6 points per game and shot 40.6% from the field. The only player in the SEC to score 40 points in a game this season, Harbison had three outings with 30-plus points among the 23 times she has scored in double figures while recording the highest scoring average of her collegiate career. Harbison has led the Commodores in scoring 16 times, assists on 20 occasions and steals in 15 games. Harbison tied a school record with 41 points and added five steals in a January win over Texas A&M

In her inaugural season, Ralph led Vanderbilt to its first postseason appearance since 2014. The Commodores reached the third round of the Women's National Invitation Tournament, their longest postseason run since 2013. Vanderbilt also recorded its first SEC Tournament victory in six years when it defeated Texas A&M 85-69 on March 2, 2022.

In all, Ralph accrued the third-most wins of any women's basketball coach in a debut season. That included a 63-59 victory against No. 15 Florida in Memorial Gymnasium on Feb. 24, 2022, the program's first win against a ranked opponent since 2020.

Ralph wasted no time helping individual student-athletes realize their full potential. Jordyn Cambridge, Iyana Moore and Sacha Washington earned All-SEC accolades during the 2021-22 campaign. Cambridge recorded the program's first postseason triple-double during the SEC Tournament, while she and Moore contributed to a program-record 17 3-pointers against Alabama State on Dec. 28, 2021.

A seven-time national champion as a student-athlete or coach, Ralph arrived at Vanderbilt after spending the previous 13 seasons as an assistant coach alongside Geno Auriemma at the University of Connecticut. While serving as a coach at her alma mater, Ralph helped guide the Huskies to 12 Final Four appearances and six national championships, including a record four consecutive titles from 2013-16.

Ralph was an instrumental figure in recruiting and player development with the Huskies. She mentored standouts like Paige Bueckers, who in 2020-21 became the first freshman to sweep the major national player-of-the-year awards: the Naismith Trophy, Associated Press Player of the Year, USBWA National Player of the Year, Lieberman Award and Wooden Award.

RALPH'S CAREER RECORD

SEASON	TEAM	OVERALL	CONF.	CONF. FINISH	POSTSEASON
1996-97	UConn (Player)	33-1	18-0	1st	Elite Eight
1997-98	UConn (Player)	34-3	17-1	1st	Elite Eight
1998-99	UConn (Player)	29-5	17-1	T-1st	Sweet 16
1999-00	UConn (Player)	36-1	18-0	T-1st	NCAA Champions
2000-01	UConn (Player)	32-3	17-1	1st	Final Four
2003-04	Pittsburgh (AC)	6-20	2-14	13th	--
2004-05	Pittsburgh (AC)	13-15	5-11	10th	--
2005-06	Pittsburgh (AC)	22-11	9-7	T-6th	WNIT Final Four
2006-07	Pittsburgh (AC)	24-9	10-6	T-5th	NCAA 2nd Rd
2007-08	Pittsburgh (AC)	24-11	10-6	T-5th	Sweet 16
2008-09	UConn (AC)	39-0	16-0	1st	NCAA Champions
2009-10	UConn (AC)	39-0	16-0	1st	NCAA Champions
2010-11	UConn (AC)	36-2	16-0	1st	Final Four
2011-12	UConn (AC)	33-5	13-3	T-2nd	Final Four
2012-13	UConn (AC)	35-4	14-2	2nd	NCAA Champions
2013-14	UConn (AC)	40-0	18-0	1st	NCAA Champions
2014-15	UConn (AC)	38-1	18-0	1st	NCAA Champions
2015-16	UConn (AC)	38-0	18-0	1st	NCAA Champions
2016-17	UConn (AC)	36-1	16-0	1st	Final Four
2017-18	UConn (AC)	36-1	16-0	1st	Final Four
2018-19	UConn (AC)	35-3	16-0	1st	Final Four
2019-20	UConn (AC)	29-3	16-0	1st	Tournament Canceled
2020-21	UConn (AC)	28-2	18-0	1st	Final Four
2021-22	Vanderbilt (HC)	16-19	4-12	T-12th	WNIT Sweet 16
2022-23	Vanderbilt (HC)	12-19	3-13	12th	--
2023-24	Vanderbilt (HC)	23-10	9-7	6th	NCAA 1st Rd
2024-25	Vanderbilt (HC)	22-10	8-8	T-8th	NCAA

AT VANDERBILT: 73-57 (.558) - Four Seasons

TOTAL: 788-158 (.833) - 27 Seasons

7- NCAA National Titles ('00, '09, '10, '13, '14, '15, '16)

14 - NCAA Final Fours ('00, '01, '09, '10, '11, '12, '13, '14, '15, '16, '17, '18, '19)

16 - NCAA Elite Eights ('97, '98, '00, '01, '09, '10, '11, '12, '13, '14, '15, '16, '17, '18, '19)

18 - NCAA Sweet 16 Appearances | 16 - Conference Regular Season Championships

In all, Ralph worked with 21 WNBA draft picks at UConn, including nine top-five picks and three No. 1 overall selections: Tina Charles, Maya Moore and Breanna Stewart.

Prior to returning to UConn as an assistant, Ralph spent five seasons at the University of Pittsburgh from 2003-08. She was instrumental in a period of unprecedented success, helping the Panthers improve from single-digit victories to at least 22 victories in each of her final three seasons. Pitt also reached the Sweet 16 for the first time in program history in 2008.

As one of the most celebrated student-athletes in women's basketball history, Ralph ranks eighth in UConn's storied record book with 1,678 points. She also ranks among the program's all-time top 10 in career assists (456), steals (252) and field goal percentage (57.9). Ralph graduated from Connecticut in 2001 with a degree in exercise physiology.

In leading UConn to a national championship in 2000, Ralph was named an All-American and Big East Player of the Year. She was selected at the most valuable player in the 2000 NCAA Women's Final Four. She also won the Honda Award, presented to the premier female student-athlete in 12 collegiate sports, and the "Sports Illustrated for Women" Player of the Year.

Ralph was selected by the Utah Starzz in the 2001 WNBA Draft, but was unable to pursue a professional career due to a knee injury.

Ralph and her husband, Tom Garrick, have one daughter, Maysen. Currently a member of the Vanderbilt coaching staff, Garrick served as head coach of the UMass-Lowell women's basketball program from 2018-21 and previously served as a Vanderbilt assistant from 2009-15.





1 MIKAYLA BLAKES

@mikaylablakes
@mikaylablakes
@mikaylablakes

G // 5-8 // Fr. // Somerset, N.J. (Rutgers Prep HS)

SEASON HIGHS

Points // 55, at Auburn (02/18/25)
 FG Made // 16, at Florida (01/30/25)
 FG Attempts // 28, at Auburn (02/18/25)
 3-Pt Made // 7, Last: at Oklahoma (02/20/25)
 3-Pt Attempt // 14, at Miami (12/04/24)
 FT Made // 23, at Auburn (02/18/25)
 FT Attempt // 24, at Auburn (02/18/25)
 Rebounds // 9, Mississippi State (02/13/25)
 Assists // 8, Hampton (11/20/24)
 Steals // 7, vs. Appalachian State (12/1/24)
 Blocks // 2, at LSU (01/13/25)
 Minutes // 45, at Auburn (02/18/25)

CAREER HIGHS

Points // 55, at Auburn (02/18/25)
 FG Made // 16, at Florida (01/30/25)
 FG Attempts // 28, at Auburn (02/18/25)
 3-Pt Made // 7, Last: at Oklahoma (02/20/25)
 3-Pt Attempt // 14, at Miami (12/04/24)
 FT Made // 23, at Auburn (02/18/25)
 FT Attempt // 24, at Auburn (02/18/25)
 Rebounds // 9, Mississippi State (02/13/25)
 Assists // 8, Hampton (11/20/24)
 Steals // 7, vs. Appalachian State (12/1/24)
 Blocks // 2, at LSU (01/13/25)
 Minutes // 45, at Auburn (02/18/25)

- Second-Team All-American (The Sporting News, ESPN, The Athletic)
- SEC Freshman of the Year (Coaches) & SEC Newcomer of the Year (USA Today)
- Set the NCAA Freshman & SEC Single-Game Scoring Records w/ 55 pts at Auburn (Jan. 30)
- Four-time USBWA Tamika Catchings National Freshman of the Week (Jan. 21, Jan. 28, Feb. 4, Feb. 18)
- Seven-Time SEC Freshman of the Week and has won four-straight weeks (Nov. 19, Nov. 26, Dec. 10, Jan. 28, Feb. 4, Feb. 11)
- Two-time AP Player of the Week (Feb. 4, Feb. 18)
- Became the first player since Candace Parker ('06) to win SEC Player & Freshman of the Week on the same week (Feb. 11)
- Ranks sixth nationally in scoring and leads all freshmen at 23.3 ppg

SUPERLATIVES	24-25	CAREER	SUPERLATIVES	24-25	CAREER
10+ POINTS	31	31	3+ ASSISTS	19	19
15+ POINTS	27	27	3+ STEALS	15	15
20+ POINTS	20	20	2+ BLOCKS	1	1
30+ POINTS	5	5	DOUBLE-DOUBLES	--	--
40+ POINTS	2	2	LED VANDY IN PTS	16	16
50+ POINTS	2	2	LED VANDY IN REB	2	2
MADE 3+ 3-PT FG	8	8	LED VANDY IN AST	10	10
10+ REBS	--	--	LED VANDY IN STL	5	5
			LED VANDY IN BLK	5	5

GAME-BY-GAME

DATE	OPPONENT	GS	MIN	FGM/A	FG%	3FG/A	3P%	FTM/A	FG%	OFF	DEF	TOT	AVG	PF	AST	T/O	BLK	STL	PTS	AVG	
11.4.24	LIPSCOMB	*	25:31	9-18	.500	2-7	.286	3-3	1.000	2	3	5	5.0	2	5	0	0	2	23	23.0	
11.8.24	AUSTIN PEAY	*	15:31	5-8	.625	2-4	.500	4-5	.800	2	1	3	4.0	1	1	2	1	3	16	19.5	
11.14.24	AT SOUTH FLORIDA	*	31:24	6-14	.429	2-8	.250	2-4	.500	0	2	2	3.3	1	1	5	0	2	16	18.3	
11.17.24	BUTLER	*	35:34	9-18	.500	4-9	.444	7-8	.875	1	1	2	3.0	3	2	3	0	3	29	21.0	
11.20.24	HAMPTON	*	29:14	9-14	.643	1-5	.200	3-5	.600	1	2	3	3.0	2	8	3	0	3	22	21.2	
11.22.24	SAMFORD	*	23:12	5-12	.417	2-5	.400	2-2	1.000	1	2	3	3.0	2	5	3	1	2	14	20.0	
11.26.24	VS. ARIZONA	*	34:31	6-14	.429	5-8	.625	6-6	1.000	0	2	2	2.9	4	4	1	0	4	23	20.4	
11.27.24	VS. MICHIGAN ST.	*	26:36	3-10	.300	1-4	.250	6-6	1.000	1	0	1	2.6	3	3	3	0	2	13	19.5	
12.1.24	APPALACHIAN ST.	*	28:35	7-15	.467	2-8	.250	4-4	1.000	2	1	3	2.7	2	6	2	0	7	20	19.6	
12.4.24	AT MIAMI	*	37:14	10-22	.455	5-14	.357	1-2	.500	0	1	1	2.5	2	3	3	0	0	26	20.2	
12.14.24	EVANSVILLE	*	26:07	7-19	.368	1-7	.143	7-7	1.000	3	1	4	2.6	2	3	1	0	1	22	20.4	
12.19.24	AT DAYTON	*	26:50	6-17	.353	2-8	.250	2-2	1.000	1	0	1	2.5	4	1	3	0	5	16	20.0	
12.21.24	WEST GEORGIA	*	27:09	12-20	.600	0-6	.000	0-0	.000	2	2	4	2.6	1	6	2	0	3	24	20.3	
12.29.24	ALABAMA A&M	*	17:01	2-9	.222	0-5	.000	1-3	.333	1	2	3	2.6	0	1	1	1	3	5	19.2	
1.2.25	GEORGIA	*	32:42	9-20	.450	5-9	.556	13-14	.929	2	1	3	2.7	3	5	0	1	1	36	20.3	
1.5.25	KENTUCKY	*	35:34	9-22	.409	3-11	.273	3-4	.750	4	1	5	2.8	4	0	4	1	3	24	20.6	
1.9.25	AT OLE MISS	*	36:11	8-16	.500	2-7	.286	1-2	.500	1	4	5	2.9	3	2	5	0	1	19	20.6	
1.13.25	AT LSU	*	37:28	4-13	.308	0-4	.000	4-4	1.000	2	4	6	3.1	1	4	9	2	2	12	20.0	
1.19.25	TENNESSEE	*	28:18	7-17	.412	2-6	.333	7-8	.875	2	0	2	3.1	4	2	3	0	0	23	20.2	
1.23.25	ARKANSAS	*	26:49	8-13	.615	4-6	.667	4-4	1.000	2	0	2	3.0	1	3	1	0	1	24	20.4	
1.26.25	AT ALABAMA	*	37:06	10-21	.476	3-8	.375	10-12	.833	1	4	5	3.1	2	1	3	0	3	33	21.0	
1.30.25	AT FLORIDA	*	39:26	16-24	.667	5-9	.556	16-18	.889	1	2	3	3.1	2	2	2	0	3	53	22.4	
2.2.25	OLE MISS	*	29:45	5-9	.556	0-2	.000	6-7	.857	0	2	2	3.0	3	1	6	1	1	16	22.1	
2.6.25	AT TEXAS	*	33:38	8-14	.571	0-2	.000	6-6	1.000	2	2	4	3.1	4	2	3	0	3	22	22.1	
2.13.25	MISSISSIPPI ST.	*	43:59	4-19	.211	1-6	.167	4-4	1.000	2	7	9	3.3	5	4	4	0	5	13	21.8	
2.16.25	AT AUBURN	*	45:00	15-28	.536	2-7	.286	23-24	.958	2	3	5	3.4	4	5	6	0	3	55	23.0	
2.20.25	AT OKLAHOMA	*	37:19	9-22	.409	7-12	.583	9-10	.900	2	2	4	3.4	3	3	4	0	1	34	23.4	
2.23.25	SOUTH CAROLINA	*	31:19	5-15	.333	2-5	.400	7-8	.875	3	4	7	3.5	4	2	3	0	1	19	23.3	
2.27.25	TEXAS A&M	*	31:33	6-16	.375	1-4	.250	5-6	.833	2	1	3	3.5	1	5	0	0	4	18	23.1	
3.2.25	AT MISSOURI	*	33:04	11-17	.647	6-10	.600	1-1	1.000	1	1	2	3.5	1	3	2	0	3	29	23.3	
3.6.25	VS. TENNESSEE	*	39:00	8-20	.400	1-6	.167	7-8	.875	0	1	1	3.4	1	4	4	0	0	24	23.3	
3.7.25	VS. SOUTH CAROLINA	*	36:58	5-15	.333	2-6	.333	8-8	1.000	1	2	3	3.4	2	6	2	0	0	20	23.2	
TOTAL			31	1019:37	243-531	.458	75-218	.344	182-205	.888	47	61	108	3.4	77	103	93	8	75	743	23.2

CAREER STATS

YEAR	GP	GS	MIN	AVG	FG	FGA	PCT	3FG	3FGA	3PCT	FT	FTA	PCT	OFF	DEF	TOT	AVG	PF	FO	AST	TO	BLK	STL	PTS	AVG
2024-25	32	31	1020	31.9	243	531	.458	75	218	.344	182	205	.888	47	61	108	3.4	77	1	103	93	8	75	743	23.2
CAREER	32	31	1020	31.9	243	531	.458	75	218	.344	182	205	.888	47	61	108	3.4	77	1	103	93	8	75	743	23.2



2 JADA BROWN

@_jadabrown
@brownjadaa
@jadabrown_

G // 5-8 // Jr. // Bentonville, Ark. (Bentonville HS)

SEASON HIGHS

Points // 6, West Georgia (12/21/24)
 FG Made // 2, West Georgia (12/21/24)
 FG Attempts // 3, West Georgia (12/21/24)
 3-Pt Made // 1 (3x), Last: at Missouri (03/02/25)
 3-Pt Attempt // 2, West Georgia (12/21/24)
 FT Made // 2, Lipscomb (11/4/24)
 FT Attempt // 2 (2x), Last: West Georgia (12/21/24)
 Rebounds // 2 (5x), Last: Texas A&M (02/27/25)
 Assists // 2, Alabama A&M (12/29/24)
 Steals // 2 (2x), Last: West Georgia (12/21/24)
 Blocks // --
 Minutes // 13, Lipscomb (11/4/24)

CAREER HIGHS

Points // 12, vs. NC State (11/24/22)
 FG Made // 4, vs. NC State (11/24/22)
 FG Attempts // 12, Samford (11/10/22)
 3-Pt Made // 4, vs. NC State (11/24/22)
 3-Pt Attempt // 8, at LSU (01/01/23)
 FT Made // 2 (7x), Last: Lipscomb (11/4/24)
 FT Attempt // 2 (12x), Last: West Georgia (12/21/24)
 Rebounds // 4 (4x), Last Radford (12/31/23)
 Assists // 5, Tarleton State (11/15/22)
 Steals // 2 (5x), Last: West Georgia (12/21/24)
 Blocks // 1 (2x), Last: Florida (01/22/23)
 Minutes // 42, Lipscomb (12/18/22)

- Appeared in 15 games off the bench in '24-25
- Shooting 50.0% from the field (7-of-14)
- Scored a season-high 6 pts in 10 min. vs. West Georgia
- Played in 64 career games with 22 starts at Vanderbilt
- Scored career-best 12 pts vs. NC State (11.24.22)
- SEC Winter Academic Honor Roll ('24)
- Majoring in Human & Organizational Development

SUPERLATIVES	24-25 CAREER	SUPERLATIVES	24-25 CAREER
10+ POINTS	-- 2	3+ STEALS	-- --
15+ POINTS	-- --	2+ BLOCKS	-- --
20+ POINTS	-- --	DOUBLE-DOUBLES	-- --
30+ POINTS	-- --	LED VANDY IN PTS	-- --
MADE 3+ 3-PT FG	-- 3	LED VANDY IN REB	-- --
10+ REBS	-- --	LED VANDY IN AST	-- 1
3+ ASSISTS	-- 1	LED VANDY IN STL	-- --
		LED VANDY IN BLK	-- --

GAME-BY-GAME

DATE	OPPONENT	GS	MIN	FGM/A	FG%	3FG/A	3P%	FTM/A	FG%	OFF	DEF	TOT	AVG	PF	AST	T/O	BLK	STL	PTS	AVG
11.4.24	LIPSCOMB		12:44	1-2	.500	0-0	.000	2-2	1.000	1	0	1	1.0	3	0	0	0	0	4	4.0
11.8.24	AUSTIN PEAY		08:06	0-1	.000	0-1	.000	0-0	.000	1	1	2	1.5	2	1	0	0	2	0	2.0
11.14.24	AT SOUTH FLORIDA		01:49	0-0	.000	0-0	.000	0-0	.000	0	0	0	1.0	0	0	0	0	0	0	1.3
11.17.24	BUTLER		03:55	0-1	.000	0-0	.000	0-0	.000	1	0	1	1.0	0	1	0	0	0	0	1.0
11.20.24	HAMPTON		03:57	0-0	.000	0-0	.000	0-0	.000	1	1	2	1.2	0	0	1	0	0	0	0.8
11.22.24	SAMFORD		02:55	0-0	.000	0-0	.000	0-0	.000	0	0	0	1.0	1	0	0	0	0	0	0.7
11.26.24	VS. ARIZONA																			
11.27.24	VS. MICHIGAN ST.																			
12.1.24	APPALACHIAN ST.		05:46	1-1	1.000	1-1	1.000	0-0	.000	0	2	2	1.1	0	1	0	0	1	3	1.0
12.4.24	AT MIAMI																			
12.14.24	EVANSVILLE		06:19	1-1	1.000	0-0	.000	0-0	.000	0	0	0	1.0	0	0	1	0	1	2	1.1
12.19.24	AT DAYTON																			
12.21.24	WEST GEORGIA		10:00	2-3	.667	1-2	.500	1-2	.500	0	2	2	1.1	1	0	0	0	2	6	1.7
12.29.24	ALABAMA A&M		04:01	0-0	.000	0-0	.000	0-0	.000	0	1	1	1.1	0	2	2	0	0	0	1.5
1.2.25	GEORGIA																			
1.5.25	KENTUCKY																			
1.9.25	AT OLE MISS																			
1.13.25	AT LSU																			
1.19.25	TENNESSEE																			
1.23.25	ARKANSAS		04:48	1-2	.500	0-1	.000	0-0	.000	0	1	1	1.1	0	0	2	0	0	2	1.5
1.26.25	AT ALABAMA																			
1.30.25	AT FLORIDA																			
2.2.25	OLE MISS																			
2.6.25	AT TEXAS																			
2.13.25	MISSISSIPPI STATE																			
2.16.25	AT AUBURN																			
2.20.25	AT OKLAHOMA		01:40	0-0	.000	0-0	.000	0-0	.000	0	0	0	1.0	0	0	0	0	0	0	1.4
2.23.25	SOUTH CAROLINA		01:14	0-0	.000	0-0	.000	0-0	.000	0	0	0	0.9	1	0	0	0	0	0	1.3
2.27.25	TEXAS A&M		04:54	0-2	.000	0-1	.000	0-0	.000	1	1	2	1.0	1	0	0	0	0	0	1.2
3.6.25	VS. TENNESSEE																			
3.7.25	VS. SOUTH CAROLINA																			
TOTAL		0	77:54	7-14	.500	3-7	.429	3-4	.750	5	9	14	0.9	9	6	6	0	6	20	1.3

CAREER STATS

YEAR	GP	GS	MIN	AVG	FG	FGA	PCT	3FG	3FGA	3PCT	FT	FTA	PCT	OFF	DEF	TOT	AVG	PF	FO	AST	TO	BLK	STL	PTS	AVG
2022-23	30	22	637	21.3	44	150	.293	32	105	.305	12	14	.857	13	19	32	1.1	35	0	24	44	1	14	132	4.4
2023-24	19	0	128	6.7	3	20	.150	2	16	.125	4	6	.667	2	9	11	0.6	12	0	7	6	0	2	12	0.6
2024-25	15	0	78	5.2	7	14	.500	3	7	.429	3	4	.750	5	9	14	0.9	9	0	6	6	0	6	20	1.3
CAREER	64	22	843	13.2	54	184	.293	37	128	.289	19	24	.792	20	37	57	0.9	56	0	37	56	1	22	164	2.6



4 MADISON GREENE

@mad1son_O4
@Mad1son_O4

G // 5-6 // So. // Columbus, Ohio (Pickerington Central HS)

SEASON HIGHS

Points // 25, at Dayton (12/19/24)
 FG Made // 7 (2x), Last: at Dayton (12/19/24)
 FG Attempts // 14, at Dayton (12/19/24)
 3-Pt Made // 5, at South Florida (11/14/24)
 3-Pt Attempt // 8, at South Florida (11/14/24)
 FT Made // 8, at Dayton (12/19/24)
 FT Attempt // 10, at Dayton (12/19/24)
 Rebounds // 6, Alabama A&M (12/29/24)
 Assists // 6, Samford (11/22/24)
 Steals // 6, Lipscomb (11/4/24)
 Blocks // 1, Austin Peay (11/8/24)
 Minutes // 41, Mississippi State (02/13/25)

CAREER HIGHS

Points // 25, at Dayton (12/19/24)
 FG Made // 7 (2x), Last: at Dayton (12/19/24)
 FG Attempts // 14, at Dayton (12/19/24)
 3-Pt Made // 5, at South Florida (11/14/24)
 3-Pt Attempt // 8, at South Florida (11/14/24)
 FT Made // 8, at Dayton (12/19/24)
 FT Attempt // 10, at Dayton (12/19/24)
 Rebounds // 6, Alabama A&M (12/29/24)
 Assists // 6, Samford (11/22/24)
 Steals // 6, Lipscomb (11/4/24)
 Blocks // 1, Austin Peay (11/8/24)
 Minutes // 41, Mississippi State (02/13/25)

- Leads the team in points off the bench at 7.3 ppg in 28 games
- Scored a career-high 25 pts in a reserve role at Dayton (Dec. 19)
- Made her first career start at South Fla. (Nov. 14) and scored 15 pts with a career-best five 3-pt FG made
- Tallied double-digit pts off the bench in eight games
- First Dore since 2018 to score 25 pts off the bench (at Dayton - 12.19)
- Led the Dores in points off the bench in 15 games this season

SUPERLATIVES		24-25 CAREER		SUPERLATIVES		24-25 CAREER	
10+ POINTS	10	13	3+ STEALS	4	5		
15+ POINTS	4	5	2+ BLOCKS	--	--		
20+ POINTS	1	1	DOUBLE-DOUBLES	--	--		
30+ POINTS	--	--	LED VANDY IN PTS	1	1		
MADE 3+ 3-PT FG	3	4	LED VANDY IN REB	--	--		
10+ REBS	--	--	LED VANDY IN AST	2	3		
3+ ASSISTS	5	6	LED VANDY IN STL	3	4		
			LED VANDY IN BLK	--	--		

GAME-BY-GAME

DATE	OPPONENT	GS	MIN	FGM/A	FG%	3FG/A	3P%	FTM/A	FG%	OFF	DEF	TOT	AVG	PF	AST	T/O	BLK	STL	PTS	AVG
11.4.24	LIPSCOMB		28:25	6-10	.600	0-1	.000	2-2	1.000	0	5	5	5.0	2	4	4	0	6	14	14.0
11.8.24	AUSTIN PEAY		30:15	3-10	.300	1-1	1.000	6-6	1.000	1	3	4	4.5	2	3	2	1	2	13	13.5
11.14.24	AT SOUTH FLORIDA *		37:10	5-9	.556	5-8	.625	0-0	.000	2	2	4	4.3	1	1	3	0	1	15	14.0
11.17.24	BUTLER	*	20:20	0-2	.000	0-2	.000	0-0	.000	0	2	2	3.8	3	1	5	0	3	0	10.5
11.20.24	HAMPTON		22:50	4-6	.667	1-2	.500	2-2	1.000	0	2	2	3.4	3	1	1	0	1	11	10.6
11.22.24	SAMFORD		27:01	7-9	.778	0-0	.000	2-2	1.000	1	3	4	3.5	3	6	2	0	1	16	11.5
11.26.24	VS. ARIZONA	*	18:04	1-4	.250	0-2	.000	1-2	.500	2	1	3	3.4	2	0	4	0	0	3	10.3
11.27.24	VS. MICHIGAN ST.	*	28:38	2-8	.250	0-2	.000	0-0	.000	0	1	1	3.1	3	1	2	0	2	4	9.5
12.1.24	APPALACHIAN ST.		16:07	2-8	.250	1-5	.200	1-1	1.000	0	2	2	3.0	2	1	2	0	0	6	9.1
12.4.24	AT MIAMI		19:50	3-4	.750	1-1	1.000	0-0	.000	0	0	0	2.7	1	3	1	0	0	7	8.9
12.14.24	EVANSVILLE		21:51	1-5	.200	0-2	.000	2-2	1.000	1	2	3	2.7	1	1	0	0	3	4	8.5
12.19.24	AT DAYTON		31:31	7-14	.500	3-7	.429	8-10	.800	3	2	5	2.9	2	1	0	0	3	25	9.8
12.21.24	WEST GEORGIA		11:26	0-6	.000	0-1	.000	2-2	1.000	2	1	3	2.9	0	1	0	0	1	2	9.2
12.29.24	ALABAMA A&M		24:12	5-7	.714	1-3	.333	1-2	.500	1	5	6	3.1	0	2	3	0	1	12	9.4
1.2.25	GEORGIA		19:24	2-6	.333	1-2	.500	5-5	1.000	0	1	1	3.0	0	1	2	0	0	10	9.5
1.5.25	KENTUCKY		18:51	1-4	.250	0-1	.000	1-1	1.000	0	1	1	2.9	2	1	0	0	0	3	9.1
1.9.25	AT OLE MISS		20:22	2-5	.400	0-2	.000	5-6	.833	1	2	3	2.9	1	4	5	0	2	9	9.1
1.13.25	AT LSU		18:32	1-4	.250	0-2	.000	0-0	.000	0	2	2	2.8	4	1	1	0	0	2	8.7
1.19.25	TENNESSEE		22:04	2-6	.333	0-1	.000	0-0	.000	0	2	2	2.8	3	1	1	0	1	4	8.4
1.23.25	ARKANSAS		19:15	4-6	.667	2-2	1.000	0-0	.000	0	1	1	2.7	4	2	0	0	1	10	8.5
1.26.25	AT ALABAMA		06:23	0-1	.000	0-1	.000	0-0	.000	0	0	0	2.6	2	0	2	0	0	0	8.1
1.30.25	AT FLORIDA		19:16	2-3	.667	1-1	1.000	0-0	.000	0	2	2	2.5	3	0	1	0	1	5	8.0
2.2.25	OLE MISS		11:09	2-4	.500	1-2	.500	0-0	.000	1	1	2	2.5	0	0	2	0	0	5	7.8
2.6.25	AT TEXAS		12:25	0-2	.000	0-1	.000	0-0	.000	0	0	0	2.4	0	0	0	0	1	0	7.5
2.13.25	MISSISSIPPI STATE		41:08	6-11	.545	4-7	.571	1-2	.500	1	1	2	2.4	2	0	1	0	0	17	7.9
2.16.25	AT AUBURN		25:34	2-5	.400	1-3	.333	1-2	.500	1	2	3	2.4	2	1	2	0	2	6	7.8
2.20.25	AT OKLAHOMA		20:06	1-2	.500	0-1	.000	2-2	1.000	1	2	3	2.4	3	1	0	0	2	4	7.7
2.23.25	SOUTH CAROLINA		27:05	0-5	.000	0-3	.000	2-4	.500	0	0	0	2.4	2	2	3	0	2	2	7.5
2.27.25	TEXAS A&M		21:32	2-8	.250	1-4	.250	0-0	.000	0	1	1	2.3	1	2	1	0	2	5	7.4
3.2.25	AT MISSOURI		15:53	4-5	.800	1-1	1.000	0-0	.000	0	2	2	2.3	2	0	3	0	2	9	7.4
3.6.25	VS. TENNESSEE		05:38	1-1	1.000	0-0	.000	0-0	.000	0	1	1	2.3	1	0	2	0	0	2	7.3
3.7.25	VS. SOUTH CAROLINA		03:02	0-0	.000	0-0	.000	0-0	.000	1	0	1	2.2	0	1	0	0	0	0	7.0
TOTAL		4	665:19	78-180	.433	25-71	.352	44-53	.830	19	52	71	2.2	57	43	55	1	40	225	7.0

CAREER STATS

YEAR	GP	GS	MIN	AVG	FG	FGA	PCT	3FG	3FGA	3PCT	FT	FTA	PCT	OFF	DEF	TOT	AVG	PF	FO	AST	TO	BLK	STL	PTS	AVG
2023-24	11	0	217	19.7	31	73	.425	10	28	.357	4	6	.667	5	11	16	1.5	22	0	13	14	0	15	76	6.9
2024-25	32	4	665	20.8	78	180	.433	25	71	.352	44	53	.830	19	52	71	2.2	57	0	43	55	1	40	225	7.0
CAREER	43	4	882	20.5	109	253	.431	35	99	.354	48	59	.814	24	63	87	2.0	79	0	56	69	1	55	301	7.0



5 LEILANI KAPINUS

@leilani_kapinus
 @leilani_kapinus
 @leilani_kapinus

G // 5-10 // Gr. // Madison, Wis. (Penn State)

SEASON HIGHS

Points // 11, Samford (11/22/24)
FG Made // 5, Evansville (12/14/24)
FG Attempts // 9 (3x), Last: at Alabama (01/26/25)
3-Pt Made // 2, Appalachian State (12/1/24)
3-Pt Attempt // 4, Samford (11/22/24)
FT Made // 5, vs. Arizona (11/26/24)
FT Attempt // 6, vs. Arizona (11/26/24)
Rebounds // 11, Evansville (12/14/24)
Assists // 6, Samford (11/22/24)
Steals // 6, Arkansas (01/23/25)
Blocks // 2 (2x), vs. Arizona (11/26/24)
Minutes // 26, Samford (11/22/24)

CAREER HIGHS

Points // 25, vs. Saint Francis (Pa.) (12/17/23)
FG Made // 10, Navy (11/10/23)
FG Attempts // 18, at Rutgers (02/13/22)
3-Pt Made // 3 (2x), Last: vs. Iowa (03/08/24)
3-Pt Attempt // 6, vs. Iowa (03/08/24)
FT Made // 9, vs. Rutgers (03/02/22)
FT Attempt // 12, at Iowa (01/14/23)
Rebounds // 15, George Mason (03/21/24)
Assists // 6 (2x), Last: Samford (11/22/24)
Steals // 9, Fairfield (11/11/22)
Blocks // 5, vs. Mississippi State (03/28/24)
Minutes // 41, at Rutgers (01/26/23)

- Scored 1,156 career collegiate points in 126 games
- Collected two double-doubles this season
11 pts, 10 reb vs. Samford (Nov. 22) & 10 pts, 11 reb vs. Evansville (Dec. 14)
- Comes to Vanderbilt after a being a three-year starter at Penn State
- Scored 1,029 points, pulled down 610 rebounds, and dished out 210 assists in three seasons with the Nittany Lions
- Ranks ninth in Penn State history in steals per game (2.4) and blocks per game (1.1)

SUPERLATIVES		24-25 CAREER		SUPERLATIVES		24-25 CAREER	
10+ POINTS	3	62	3+ STEALS	9	46		
15+ POINTS	--	24	2+ BLOCKS	2	29		
20+ POINTS	--	6	DOUBLE-DOUBLES	2	14		
30+ POINTS	--	--	LED VANDY IN PTS	--	--		
MADE 3+ 3-PT FG	--	2	LED VANDY IN REB	2	2		
10+ REBS	2	16	LED VANDY IN AST	4	4		
3+ ASSISTS	4	45	LED VANDY IN STL	3	3		
			LED VANDY IN BLK	6	6		

GAME-BY-GAME

DATE	OPPONENT	GS	MIN	FGM/A	FG%	3FG/A	3P%	FTM/A	FG%	OFF	DEF	TOT	AVG	PF	AST	T/O	BLK	STL	PTS	AVG	
11.4.24	LIPSCOMB																				
DNP - INJURY																					
11.8.24	AUSTIN PEAY		21:15	3-8	.375	0-1	.000	1-1	1.000	2	4	6	6.0	1	1	2	2	1	7	7.0	
11.14.24	AT SOUTH FLORIDA		10:59	0-2	.000	0-1	.000	0-0	.000	0	0	0	3.0	2	0	1	0	0	0	3.5	
11.17.24	BUTLER		19:58	2-3	.667	0-0	.000	0-0	.000	0	0	0	2.0	1	2	2	1	3	4	3.7	
11.20.24	HAMPTON		17:23	3-4	.750	1-1	1.000	2-2	1.000	2	0	2	2.0	2	5	1	0	2	9	5.0	
11.22.24	SAMFORD		25:43	4-9	.444	1-4	.250	2-4	.500	7	3	10	3.6	2	6	1	1	4	11	6.2	
11.26.24	VS. ARIZONA		25:22	1-3	.333	0-1	.000	5-6	.833	1	2	3	3.5	2	1	0	2	3	7	6.3	
11.27.24	VS. MICHIGAN ST.		19:53	0-1	.000	0-0	.000	1-2	.500	0	3	3	3.4	1	1	1	1	2	1	5.6	
12.1.24	APPALACHIAN ST.		17:12	2-4	.500	2-3	.667	0-0	.000	2	5	7	3.9	2	3	0	0	3	6	5.6	
12.4.24	AT MIAMI		23:32	3-7	.429	0-1	.000	2-3	.667	3	1	4	3.9	4	2	0	0	1	8	5.9	
12.14.24	EVANSVILLE		22:19	5-9	.556	0-1	.000	0-0	.000	6	5	11	4.6	1	2	2	0	5	10	6.3	
12.19.24	AT DAYTON		11:25	0-3	.000	0-1	.000	0-0	.000	0	0	0	4.2	1	0	1	0	1	0	5.7	
12.21.24	WEST GEORGIA		23:40	4-7	.571	1-3	.333	1-1	1.000	0	1	1	3.9	3	4	2	1	1	10	6.1	
12.29.24	ALABAMA A&M		18:30	1-1	1.000	0-0	.000	0-0	.000	1	1	2	3.8	1	3	2	0	0	2	5.8	
1.2.25	GEORGIA		05:33	0-2	.000	0-2	.000	0-0	.000	1	0	1	3.6	0	0	1	0	0	0	5.4	
1.5.25	KENTUCKY		12:60	0-1	.000	0-1	.000	0-0	.000	0	2	2	3.5	1	0	1	0	0	0	5.0	
1.9.25	AT OLE MISS		17:37	1-2	.500	0-0	.000	0-1	.000	1	2	3	3.4	3	0	3	0	0	2	4.8	
1.13.25	AT LSU		11:12	0-0	.000	0-0	.000	2-2	1.000	1	1	2	3.4	4	1	1	0	0	2	4.6	
1.19.25	TENNESSEE		19:36	1-3	.333	0-1	.000	0-0	.000	2	3	5	3.4	1	2	0	1	0	2	4.5	
1.23.25	ARKANSAS		18:56	2-4	.500	1-2	.500	0-0	.000	2	4	6	3.6	1	3	2	1	6	5	4.5	
1.26.25	AT ALABAMA		20:59	4-9	.444	0-1	.000	0-0	.000	4	1	5	3.7	1	2	0	0	4	8	4.7	
1.30.25	AT FLORIDA		21:03	1-1	1.000	0-0	.000	0-0	.000	0	2	2	3.6	1	0	0	0	2	2	4.6	
2.2.25	OLE MISS		20:17	1-2	.500	0-0	.000	1-2	.500	0	2	2	3.5	3	0	0	0	1	3	4.5	
2.6.25	AT TEXAS		12:54	0-0	.000	0-0	.000	0-0	.000	1	1	2	3.4	4	0	1	0	0	0	4.3	
2.13.25	MISSISSIPPI STATE		09:06	0-1	.000	0-0	.000	2-2	1.000	0	2	2	3.4	1	0	2	1	2	2	4.2	
2.16.25	AT AUBURN		21:54	1-1	1.000	0-0	.000	2-2	1.000	0	2	2	3.3	3	2	2	1	1	4	4.2	
2.20.25	AT OKLAHOMA		23:36	1-5	.200	1-2	.500	0-0	.000	1	3	4	3.3	3	1	2	0	4	3	4.2	
2.23.25	SOUTH CAROLINA *		32:40	2-6	.333	0-1	.000	1-2	.500	4	3	7	3.5	3	2	0	0	0	5	4.2	
2.27.25	TEXAS A&M		21:29	2-5	.400	0-1	.000	0-0	.000	3	3	6	3.6	4	2	1	0	2	4	4.2	
3.2.25	AT MISSOURI		22:06	2-3	.667	0-1	.000	0-0	.000	1	3	4	3.6	1	0	0	0	3	4	4.2	
3.6.25	VS. TENNESSEE		12:30	2-3	.667	0-0	.000	2-2	1.000	0	3	3	3.6	0	0	0	1	2	6	4.2	
3.7.25	VS. SOUTH CAROLINA		19:34	0-1	.000	0-1	.000	0-0	.000	1	0	1	3.5	4	2	3	0	0	0	4.1	
TOTAL		1	581:15	48-110	.436	7-30	.233	24-32	.750	46	62	108	3.5	61	47	34	13	53	127	4.1	

CAREER STATS

YEAR	GP	GS	MIN	AVG	FG	FGA	PCT	3FG	3FGA	3PCT	FT	FTA	PCT	OFF	DEF	TOT	AVG	PF	FO	AST	TO	BLK	STL	PTS	AVG
2020-21*														MISSED SEASON DUE TO INJURY											
2021-22*	29	29	746	25.7	104	242	.430	13	56	.232	57	85	.671	45	120	165	5.7	85	2	46	74	33	59	278	9.6
2022-23*	31	31	930	30.0	126	288	.438	10	54	.185	86	129	.667	53	155	208	6.7	98	7	90	111	31	97	348	11.2
2023-24*	35	34	921	26.3	156	269	.580	25	61	.410	66	103	.641	43	194	237	6.8	105	6	74	89	45	72	403	11.5
2024-25	31	1	581	18.8	48	110	.436	7	30	.233	24	32	.750	46	62	108	3.5	61	0	47	34	13	53	127	4.1
VANDY	31	1	581	18.8	48	110	.436	7	30	.233	24	32	.750	46	62	108	3.5	61	0	47	34	13	53	127	4.1
CAREER	126	95	3179	25.2	434	909	.477	55	201	.274	233	349	.668	187	531	718	5.7	349	15	257	308	122	281	1156	9.2

* at Penn State



10 JANE NWABA

@jane11nwaba
@jane11nwaba
@janenwaba

G // 5-10 // Gr. // Carson, Calif. (Pepperdine)

SEASON HIGHS

Points // 13, Arkansas (01/23/25)
 FG Made // 5, Arkansas (01/23/25)
 FG Attempts // 10, Austin Peay (11/8/24)
 3-Pt Made // 3 (2x), Last: Arkansas (01/23/25)
 3-Pt Attempt // 4 (2x), Last: Arkansas (01/23/25)
 FT Made // 3 (2x), Last: Kentucky (01/05/25)
 FT Attempt // 4 (2x), Last: at Texas (02/06/25)
 Rebounds // 6 (32x), Last: vs. Tennessee (03/06/25)
 Assists // 3, Lipscomb (11/4/24)
 Steals // 3, at LSU (01/13/25)
 Blocks // 3, Hampton (11/20/24)
 Minutes // 27, Georgia (01/02/25)

CAREER HIGHS

Points // 22, San Francisco (02/01/24)
 FG Made // 8, San Francisco (02/01/24)
 FG Attempts // 18, Pacific (02/22/24)
 3-Pt Made // 3 (2x), Last: Butler (11/17/24)
 3-Pt Attempt // 7, at Saint Mary's (01/07/23)
 FT Made // 8, Gonzaga (12/29/22)
 FT Attempt // 12, Cal State LA (12/29/23)
 Rebounds // 12 (3x), Last: at LMU (01/27/24)
 Assists // 8, at San Francisco (02/01/24)
 Steals // 4, Cal State LA (12/29/23)
 Blocks // 3, Hampton (11/20/24)
 Minutes // 40 (2x), Last: Gonzaga (02/24/24)

- Made 30 starts for the Commodores this season
- Scored a season-high 13 pts vs. Arkansas (Jan. 23)
- Played four seasons at Pepperdine
- Collected 11 career double-doubles, with nine coming during '23-24
- Averaged 10.0 pts, 6.9 reb, 2.6 ast her the last 2 seasons at Pepperdine
- Appeared in 137 games with 94 starts in her collegiate career

SUPERLATIVES		24-25 CAREER		SUPERLATIVES		24-25 CAREER	
10+ POINTS	3	39		3+ STEALS	1	9	
15+ POINTS	--	9		2+ BLOCKS	2	10	
20+ POINTS	--	1		DOUBLE-DOUBLES	--	11	
30+ POINTS	--	--		LED VANDY IN PTS	--	--	
MADE 3+ 3-PT FG	2	3		LED VANDY IN REB	--	--	
10+ REBS	--	14		LED VANDY IN AST	--	--	
3+ ASSISTS	2	32		LED VANDY IN STL	2	2	
				LED VANDY IN BLK	3	3	

GAME-BY-GAME

DATE	OPPONENT	GS	MIN	FGM/A	FG%	3FG/A	3P%	FTM/A	FG%	OFF	DEF	TOT	AVG	PF	AST	T/O	BLK	STL	PTS	AVG	
11.4.24	LIPSCOMB	*	22:39	3-4	.750	0-0	.000	0-0	.000	1	5	6	6.0	2	3	1	0	1	6	6.0	
11.8.24	AUSTIN PEAY	*	20:30	4-10	.400	0-2	.000	1-1	1.000	3	0	3	4.5	1	2	0	2	2	9	7.5	
11.14.24	AT SOUTH FLORIDA	*	22:54	2-7	.286	0-2	.000	0-0	.000	0	3	3	4.0	1	1	1	0	1	4	6.3	
11.17.24	BUTLER	*	25:51	3-4	.750	3-3	1.000	0-0	.000	2	2	4	4.0	2	1	2	1	1	9	7.0	
11.20.24	HAMPTON	*	15:51	3-5	.600	0-2	.000	2-2	1.000	0	1	1	3.4	0	1	2	3	1	8	7.2	
11.22.24	SAMFORD	*	13:59	3-5	.600	0-0	.000	2-3	.667	2	1	3	3.3	1	0	0	0	1	8	7.3	
11.26.24	VS. ARIZONA		03:30	0-0	.000	0-0	.000	1-2	.500	0	0	0	2.9	1	0	1	0	0	1	6.4	
11.27.24	VS. MICHIGAN ST.		02:41	0-0	.000	0-0	.000	0-0	.000	0	0	0	2.5	0	0	1	0	0	0	5.6	
12.4.24	APPALACHIAN ST.	*	22:12	4-5	.800	2-2	1.000	2-2	1.000	2	3	5	2.8	1	1	0	1	2	12	6.3	
12.1.24	AT MIAMI	*	09:01	1-3	.333	0-2	.000	0-0	.000	1	0	1	2.6	2	1	0	0	0	2	5.9	
12.14.24	EVANSVILLE	*	15:30	1-5	.200	0-3	.000	0-0	.000	1	0	1	2.5	0	2	0	0	1	2	5.5	
12.19.24	AT DAYTON	*	11:38	1-2	.500	0-1	.000	1-1	1.000	1	1	2	2.4	0	0	0	0	0	3	5.3	
12.21.24	WEST GEORGIA	*	15:03	2-2	1.000	1-1	1.000	0-0	.000	1	1	2	2.4	1	1	1	0	1	5	5.3	
12.29.24	ALABAMA A&M	*	18:31	3-4	.750	0-1	.000	3-3	1.000	1	2	3	2.4	2	2	1	0	0	9	5.6	
1.2.25	GEORGIA	*	26:49	3-8	.375	2-4	.500	2-2	1.000	1	3	4	2.5	2	4	2	0	0	10	5.9	
1.5.25	KENTUCKY	*	16:29	1-5	.200	1-3	.333	3-4	.750	3	1	4	2.6	3	0	0	0	0	6	5.9	
1.9.25	AT OLE MISS	*	10:43	1-1	1.000	0-0	.000	0-0	.000	0	0	0	2.5	0	0	1	0	1	2	5.6	
1.13.25	AT LSU	*	17:47	1-3	.333	0-0	.000	2-2	1.000	0	1	1	2.4	3	2	1	0	3	4	5.6	
1.19.25	TENNESSEE	*	14:11	1-5	.200	0-1	.000	0-0	.000	2	4	6	2.6	2	1	1	0	1	2	5.4	
1.23.25	ARKANSAS	*	18:29	5-8	.625	3-4	.750	0-0	.000	1	1	2	2.6	1	0	0	0	2	13	5.8	
1.26.25	AT ALABAMA	*	16:40	2-3	.667	1-1	1.000	0-2	.000	2	0	2	2.5	0	0	0	0	0	5	5.7	
1.30.25	AT FLORIDA	*	08:00	0-1	.000	0-1	.000	0-0	.000	1	0	1	2.5	1	1	0	0	1	0	5.5	
2.2.25	OLE MISS	*	08:52	0-0	.000	0-0	.000	0-0	.000	0	1	1	2.4	1	1	1	0	0	0	5.2	
2.6.25	AT TEXAS	*	18:15	0-4	.000	0-1	.000	2-4	.500	2	1	3	2.4	1	0	1	0	0	2	5.1	
2.13.25	MISSISSIPPI STATE	*	05:57	0-1	.000	0-1	.000	0-0	.000	1	1	2	2.4	0	1	0	0	0	0	4.9	
2.16.25	AT AUBURN	*	10:14	0-1	.000	0-0	.000	0-0	.000	1	1	2	2.4	3	0	1	0	0	0	4.7	
2.20.25	AT OKLAHOMA	*	19:15	2-3	.667	2-2	1.000	0-0	.000	0	2	2	2.4	1	1	1	0	2	6	4.7	
2.23.25	SOUTH CAROLINA	*	05:27	0-0	.000	0-0	.000	0-0	.000	0	1	1	2.3	1	0	0	0	0	0	4.6	
2.27.25	TEXAS A&M	*	13:10	1-4	.250	1-3	.333	2-2	1.000	2	1	3	2.3	1	1	0	0	0	5	4.6	
3.2.25	AT MISSOURI	*	06:31	2-3	.667	1-2	.500	0-0	.000	1	0	1	2.3	0	0	0	0	0	5	4.6	
3.6.25	VS. TENNESSEE	*	27:51	3-7	.429	1-3	.333	0-0	.000	3	3	6	2.4	1	1	0	0	0	7	4.7	
3.7.25	VS. SOUTH CAROLINA	*	15:43	1-2	.500	0-1	.000	0-0	.000	1	2	3	2.4	0	0	2	0	0	2	4.6	
TOTAL			30	480:10	53-115	.461	18-46	.391	23-30	.767	36	42	78	2.4	35	28	21	7	21	147	4.6

CAREER STATS

YEAR	GP	GS	MIN	AVG	FG	FGA	PCT	3FG	3FGA	3PCT	FT	FTA	PCT	OFF	DEF	TOT	AVG	PF	FO	AST	TO	BLK	STL	PTS	AVG
2020-21*	23	1	335	14.6	35	76	.461	0	3	.000	10	25	.400	35	42	77	3.3	27	0	12	24	5	19	80	3.5
2021-22*	23	4	364	15.8	45	100	.450	5	24	.208	17	23	.739	26	51	77	3.3	51	4	21	27	10	16	112	4.9
2022-22*	29	29	920	31.7	95	244	.389	18	69	.261	61	94	.649	79	98	177	6.1	76	2	70	65	10	28	269	9.3
2023-24*	30	30	930	31.0	131	314	.417	12	54	.222	47	84	.560	79	149	228	7.6	74	1	84	122	19	39	321	10.7
2024-25	32	30	480	15.0	53	115	.461	18	46	.391	23	30	.767	36	42	78	2.4	35	0	28	21	7	21	147	4.6
VANDY	32	30	480	15.0	53	115	.461	18	46	.391	23	30	.767	36	42	78	2.4	35	0	28	21	7	21	147	4.6
CAREER	137	94	3030	22.1	359	849	.423	53	196	.270	158	256	.617	255	382	637	4.6	263	7	215	259	51	123	929	6.8

* at Pepperdine



11 JORDYN OLIVER

@jordynoliver11
@jordynoliver11
@jordynoliver11

G // 5-10 // Gr. // Prosper, Texas (Baylor • Duke)

SEASON HIGHS

Points // 10, vs. Michigan St. (11/27/24)
 FG Made // 5, vs. Michigan St. (11/27/24)
 FG Attempts // 10, Samford (11/22/24)
 3-Pt Made // --
 3-Pt Attempt // --
 FT Made // 2 (3x), Last: at Oklahoma (02/20/25)
 FT Attempt // 2 (7x), Last: at Oklahoma (02/20/25)
 Rebounds // 10, Georgia (01/02/24)
 Assists // 11, Georgia (01/02/24)
 Steals // 6, at Auburn (02/16/25)
 Blocks // 3 (2x), Last: West Georgia (12/21/24)
 Minutes // 40, vs. Tennessee (03/06/25)

CAREER HIGHS

Points // 15 (2x), Last: Western Kentucky (11/15/23)
 FG Made // 7, Western Kentucky (11/15/23)
 FG Attempts // 11, vs. Jackson State (03/21/21)
 3-Pt Made // 1 (3x), Last: Northern Iowa (11/25/23)
 3-Pt Attempt // 2 (2x), Last: at Kansas (01/15/20)
 FT Made // 4, Grambling State (11/08/19)
 FT Attempt // 6, Grambling State (11/08/19)
 Rebounds // 11 (2x), Last: Northern Iowa (11/25/23)
 Assists // 11, Georgia (01/02/24)
 Steals // 6, at Auburn (02/16/25)
 Blocks // 3 (3x), Last: West Georgia (12/21/24)
 Minutes // 40, vs. Tennessee (03/06/25)

- Ranks 17th in NCAA in assist-to-turnover ratio at 2.47
- Collected a double-double w/ 11 ast & 10 reb vs. Georgia (Jan. 2)
- First Dore to post a double-double via ast & reb since 1999-00
- Only player to start every game this season
- Started in 55 of the 64 games she has played in at Vanderbilt
- Spent two seasons at Baylor ('19-21) then two years at Duke ('21-23)
- ESPN 5-Star Recruit & McDonald's All-American ('19)

SUPERLATIVES	24-25 CAREER	SUPERLATIVES	24-25 CAREER
10+ POINTS	1	11	
15+ POINTS	--	2	
20+ POINTS	--	--	
30+ POINTS	--	--	
MADE 3+ 3-PT FG	--	--	
10+ REBS	1	4	
3+ ASSISTS	20	61	
		3+ STEALS	9
		2+ BLOCKS	2
		DOUBLE-DOUBLES	--
		LED VANDY IN PTS	--
		LED VANDY IN REB	4
		LED VANDY IN AST	12
		LED VANDY IN STL	6
		LED VANDY IN BLK	6

GAME-BY-GAME

DATE	OPPONENT	GS	MIN	FGM/A	FG%	3FG/A	3P%	FTM/A	FG%	OFF	DEF	TOT	AVG	PF	AST	T/O	BLK	STL	PTS	AVG	
11.4.24	LIPSCOMB	*	19:02	1-2	.500	0-0	.000	0-0	.000	3	1	4	4.0	1	2	2	0	0	2	2.0	
11.8.24	AUSTIN PEAY	*	23:00	1-4	.250	0-0	.000	2-2	1.000	2	5	7	5.5	1	2	1	0	0	4	3.0	
11.14.24	AT SOUTH FLORIDA	*	29:24	2-7	.286	0-0	.000	0-0	.000	4	3	7	6.0	1	3	1	0	2	4	3.3	
11.17.24	BUTLER	*	32:48	1-3	.333	0-0	.000	0-0	.000	1	2	3	5.3	2	6	1	0	2	2	3.0	
11.20.24	HAMPTON	*	18:18	2-4	.500	0-0	.000	0-0	.000	2	1	3	4.8	0	3	1	0	0	4	3.2	
11.22.24	SAMFORD	*	24:30	3-10	.300	0-0	.000	1-2	.500	3	4	7	5.2	1	3	0	0	1	7	3.8	
11.26.24	VS. ARIZONA	*	36:55	1-4	.250	0-0	.000	0-0	.000	4	4	8	5.6	1	0	3	0	2	2	3.6	
11.27.24	VS. MICHIGAN ST.	*	37:19	5-7	.714	0-0	.000	0-0	.000	2	4	6	5.6	2	4	3	1	3	10	4.4	
12.1.24	APPALACHIAN ST.	*	19:48	3-4	.750	0-0	.000	2-2	1.000	2	1	3	5.3	0	4	0	0	0	8	4.8	
12.4.24	AT MIAMI	*	37:06	1-3	.333	0-0	.000	0-0	.000	3	6	9	5.7	0	4	2	0	0	2	4.5	
12.14.24	EVANSVILLE	*	24:38	3-4	.750	0-0	.000	0-0	.000	2	2	4	5.5	2	1	2	0	3	6	4.6	
12.19.24	AT DAYTON	*	38:20	2-4	.500	0-0	.000	2-2	1.000	3	2	5	5.5	2	7	1	3	1	6	4.8	
12.21.24	WEST GEORGIA	*	17:45	0-0	.000	0-0	.000	0-0	.000	1	1	2	5.2	0	2	2	3	4	0	4.4	
12.29.24	ALABAMA A&M	*	31:09	2-5	.400	0-0	.000	0-0	.000	1	6	7	5.4	2	8	1	0	3	4	4.4	
1.2.25	GEORGIA	*	38:13	2-2	1.000	0-0	.000	0-0	.000	3	7	10	5.7	2	11	1	1	1	4	4.3	
1.5.25	KENTUCKY	*	33:16	2-3	.667	0-0	.000	1-1	1.000	3	6	9	5.9	2	3	0	0	1	5	4.4	
1.9.25	AT OLE MISS	*	32:40	0-2	.000	0-0	.000	0-0	.000	1	2	3	5.7	0	6	2	0	1	0	4.1	
1.13.25	AT LSU	*	33:55	3-3	1.000	0-0	.000	0-0	.000	1	2	3	5.6	1	2	1	0	0	6	4.2	
1.19.25	TENNESSEE	*	34:01	1-4	.250	0-1	.000	0-0	.000	0	4	4	5.5	1	2	2	1	1	2	4.1	
1.23.25	ARKANSAS	*	26:01	1-3	.333	0-0	.000	0-0	.000	0	4	4	5.4	0	6	2	0	0	2	4.0	
1.26.25	AT ALABAMA	*	37:34	0-1	.000	0-0	.000	0-0	.000	2	1	3	5.3	2	2	0	1	4	0	3.8	
1.30.25	AT FLORIDA	*	29:37	2-4	.500	0-0	.000	0-0	.000	2	0	2	5.1	2	4	1	0	0	4	3.8	
2.2.25	OLE MISS	*	37:37	1-2	.500	0-0	.000	1-2	.500	0	1	1	5.0	1	3	1	0	3	3	3.8	
2.6.25	AT TEXAS	*	30:02	0-1	.000	0-0	.000	1-2	.500	1	1	2	4.8	5	4	3	1	4	1	3.7	
2.13.25	MISSISSIPPI STATE	*	37:42	4-9	.444	0-0	.000	0-0	.000	2	3	5	4.8	1	2	4	1	0	8	3.8	
2.16.25	AT AUBURN	*	35:26	2-2	1.000	0-0	.000	0-0	.000	2	2	4	4.8	3	4	1	0	6	4	3.8	
2.20.25	AT OKLAHOMA	*	23:32	3-7	.429	0-0	.000	2-2	1.000	2	2	4	4.8	4	2	1	0	0	8	4.0	
2.23.25	SOUTH CAROLINA	*	32:00	2-3	.667	0-0	.000	0-0	.000	1	0	1	4.6	3	1	2	0	3	4	4.0	
2.27.25	TEXAS A&M	*	27:01	2-2	1.000	0-0	.000	0-0	.000	0	3	3	4.6	2	4	0	1	2	4	4.0	
3.2.25	AT MISSOURI	*	24:01	1-3	.333	0-0	.000	0-0	.000	0	3	3	4.5	2	2	1	0	2	2	3.9	
3.6.25	VS. TENNESSEE	*	40:00	2-6	.333	0-0	.000	0-0	.000	3	1	4	4.5	0	5	4	0	2	4	3.9	
3.7.25	VS. SOUTH CAROLINA	*	37:33	2-7	.286	0-0	.000	0-0	.000	3	0	3	4.5	2	4	1	0	2	4	3.9	
TOTAL			32	980:12	57-125	.456	0-1	.000	12-15	.800	59	84	143	4.5	48	116	47	13	53	126	3.9

CAREER STATS

YEAR	GP	GS	MIN	AVG	FG	FGA	PCT	3FG	3FGA	3PCT	FT	FTA	PCT	OFF	DEF	TOT	AVG	PF	FO	AST	TO	BLK	STL	PTS	AVG
2019-20*	23	0	220	9.6	25	62	.403	2	9	.222	13	31	.419	5	33	38	1.7	19	0	54	26	9	9	65	2.8
2020-21*	25	3	279	11.2	42	80	.525	0	0	.000	16	27	.593	25	37	62	2.5	19	0	50	19	8	19	100	4.0
2021-22^	MISSED SEASON DUE TO INJURY																								
2022-23^	33	7	571	17.3	56	121	.463	0	2	.000	12	32	.375	27	89	116	3.5	28	0	63	38	9	31	124	3.8
2023-24	32	23	852	26.6	76	131	.580	1	2	.500	16	26	.615	58	100	158	4.9	42	0	92	47	9	33	169	5.3
2024-25	32	32	980	30.6	57	125	.456	0	1	.000	12	15	.800	59	84	143	4.5	48	1	116	47	13	53	126	3.9
VANDY	64	55	1832	28.6	133	256	.520	1	3	.333	28	41	.683	117	184	301	4.7	90	1	208	94	22	86	295	4.6
CAREER	145	65	2903	20.0	256	519	.493	3	14	.214	69	131	.527	174	343	517	3.6	156	1	375	177	48	145	584	4.0

*at Baylor ^at Duke



12 KHAMIL PIERRE

@khamil.Pierre
@KhamilPierre

F // 6-2 // So. // Phoenix, Ariz. (Perry HS)

SEASON HIGHS

Points // 42, Evansville (12/14/24)
 FG Made // 19, Evansville (12/14/24)
 FG Attempts // 28, Evansville (12/14/24)
 3-Pt Made // 1, (3x), Last: at Texas (02/06/25)
 3-Pt Attempt // 2 (2x), Last: at Texas (02/06/25)
 FT Made // 12, Tennessee (01/19/25)
 FT Attempt // 14, Tennessee (01/19/25)
 Rebounds // 18, Evansville (12/14/24)
 Assists // 5 (3x), Last: Texas A&M (02/27/25)
 Steals // 9, Texas A&M (02/27/25)
 Blocks // 1 (8x), Last: at Missouri (03/02/25)
 Minutes // 44, Mississippi State (02/13/25)

CAREER HIGHS

Points // 42, Evansville (12/14/24)
 FG Made // 19, Evansville (12/14/24)
 FG Attempts // 28, Evansville (12/14/24)
 3-Pt Made // 1 (5x), Last: at Texas (02/06/25)
 3-Pt Attempt // 2 (2x), Last: at Texas (02/06/25)
 FT Made // 12, Tennessee (01/19/25)
 FT Attempt // 14, Tennessee (01/19/25)
 Rebounds // 18, Evansville (12/14/24)
 Assists // 5 (3x), Last: Texas A&M (02/27/25)
 Steals // 9, Texas A&M (02/27/25)
 Blocks // 2 (4x), Last: vs. Florida (03/07/24)
 Minutes // 44, Mississippi State (02/13/25)

- Naismith Trophy Top 30 Midseason Team
- Third in NCAA Division I in field goals made (266)
- Collected 17 double-doubles which is the 12th-most in NCAA D1
- Increased her scoring average by 11.6 ppg from fresh. to soph. seasons
- Scored a career-record 42 pts vs. Evansville (Dec. 14) to set a then school single-game record, since passed by M. Blakes' 53 pts at Florida
- USBWA National Players of the Week Team (Dec. 17)
- Two-time SEC Player of the Week (Nov. 26 & Dec. 17)

SUPERLATIVES		24-25 CAREER		SUPERLATIVES		24-25 CAREER	
10+ POINTS	30	44	3+ STEALS	18	21		
15+ POINTS	24	30	2+ BLOCKS	--	4		
20+ POINTS	16	17	DOUBLE-DOUBLES	17	21		
30+ POINTS	2	2	LED VANDY IN PTS	13	17		
40+ POINTS	1	1	LED VANDY IN REB	28	36		
10+ REBS	18	22	LED VANDY IN AST	6	6		
3+ ASSISTS	13	15	LED VANDY IN STL	18	18		
			LED VANDY IN BLK	5	12		

GAME-BY-GAME

DATE	OPPONENT	GS	MIN	FGM/A	FG%	3FG/A	3P%	FTM/A	FG%	OFF	DEF	TOT	AVG	PF	AST	T/O	BLK	STL	PTS	AVG
11.4.24	LIPSCOMB	*	23:39	12-17	.706	0-0	.000	1-1	1.000	6	8	14	14.0	4	1	2	0	5	25	25.0
11.8.24	AUSTIN PEAY	*	18:11	5-9	.556	0-0	.000	3-5	.600	3	7	10	12.0	0	0	2	0	0	13	19.0
11.14.24	AT SOUTH FLORIDA	*	27:40	8-16	.500	0-1	.000	1-2	.500	2	8	10	11.3	2	0	1	0	1	17	18.3
11.17.24	BUTLER	*	23:18	9-15	.600	0-1	.000	6-8	.750	2	6	8	10.5	2	3	1	0	4	24	19.8
11.20.24	HAMPTON	*	27:20	7-14	.500	0-0	.000	1-1	1.000	6	6	12	10.8	2	0	1	0	3	15	18.8
11.22.24	SAMFORD	*	23:46	10-16	.625	0-0	.000	1-3	.333	4	8	12	11.0	2	1	2	0	4	21	19.2
11.26.24	VS. ARIZONA	*	36:12	10-18	.556	0-0	.000	5-9	.556	3	12	15	11.6	3	3	5	0	7	25	20.0
11.27.24	VS. MICHIGAN ST.	*	29:15	8-14	.571	0-0	.000	3-5	.600	4	2	6	10.9	5	4	1	0	4	19	19.9
12.1.24	APPALACHIAN ST.																			
DNP - INJURY																				
12.4.24	AT MIAMI	*	35:45	11-17	.647	0-0	.000	6-8	.750	8	5	13	11.1	3	0	3	0	4	28	20.8
12.14.24	EVANSVILLE	*	32:32	19-28	.679	0-0	.000	4-6	.667	9	9	18	11.8	4	1	1	1	8	42	22.9
12.19.24	AT DAYTON	*	29:31	7-19	.368	0-0	.000	0-0	.000	5	5	10	11.6	2	5	0	0	4	14	22.1
12.21.24	WEST GEORGIA	*	22:43	10-15	.667	0-0	.000	3-4	.750	4	6	10	11.5	4	3	1	1	3	23	22.2
12.29.24	ALABAMA A&M	*	29:22	13-19	.684	0-0	.000	3-5	.600	5	2	7	11.2	2	4	1	1	4	29	22.7
1.2.25	GEORGIA	*	29:55	11-20	.550	0-2	.000	6-7	.857	1	7	8	10.9	4	2	0	1	1	28	23.1
1.5.25	KENTUCKY	*	37:21	8-22	.364	0-1	.000	3-4	.750	5	6	11	10.9	4	5	0	0	0	19	22.8
1.9.25	AT OLE MISS	*	25:36	5-12	.417	0-0	.000	1-3	.333	1	2	3	10.4	4	1	0	1	2	11	22.1
1.13.25	AT LSU	*	39:39	12-24	.500	0-0	.000	4-6	.667	1	7	8	10.3	1	2	1	0	1	28	22.4
1.19.25	TENNESSEE	*	34:40	4-10	.400	1-1	1.000	12-14	.857	0	8	8	10.2	2	2	2	0	0	21	22.3
1.23.25	ARKANSAS	*	28:51	8-12	.667	0-1	.000	4-6	.667	1	8	9	10.1	2	4	2	1	4	20	22.2
1.26.25	AT ALABAMA	*	36:36	4-19	.211	0-0	.000	4-5	.800	6	8	14	10.3	5	3	5	0	5	12	21.7
1.30.25	AT FLORIDA	*	22:30	1-10	.100	1-1	1.000	0-2	.000	4	7	11	10.3	3	2	2	0	3	3	20.8
2.2.25	OLE MISS	*	35:10	11-18	.611	0-0	.000	2-2	1.000	2	5	7	10.2	1	0	2	1	3	24	21.0
2.6.25	AT TEXAS	*	36:07	10-25	.400	1-2	.500	5-8	.625	5	2	7	10.0	4	0	0	0	1	26	21.2
2.13.25	MISSISSIPPI STATE	*	44:06	11-19	.579	1-3	.333	1-4	.250	1	11	12	10.1	3	3	3	0	2	24	21.3
2.16.25	AT AUBURN	*	35:58	8-18	.444	0-0	.000	3-4	.750	1	3	4	9.9	3	0	2	0	0	19	21.2
2.20.25	AT OKLAHOMA	*	26:16	3-14	.214	0-2	.000	5-8	.625	2	2	4	9.7	5	4	2	0	3	11	20.8
2.23.25	SOUTH CAROLINA	*	31:13	6-17	.353	0-0	.000	2-4	.500	3	7	10	9.7	3	0	2	0	1	14	20.6
2.27.25	TEXAS A&M	*	30:46	13-21	.619	0-1	.000	5-7	.714	2	4	6	9.5	3	5	4	0	9	31	20.9
3.2.25	AT MISSOURI	*	33:18	8-19	.421	0-2	.000	0-0	.000	2	8	10	9.6	3	6	0	1	1	16	20.8
3.6.25	VS. TENNESSEE	*	27:30	6-18	.333	0-3	.000	4-5	.800	5	10	15	9.7	5	2	4	0	3	16	20.6
3.7.25	VS. SOUTH CAROLINA	*	31:28	8-20	.400	0-1	.000	1-2	.500	2	8	10	9.7	3	1	3	0	2	17	20.5
TOTAL		31	946:14	266-535	.497	4-22	.182	99-148	.669	105	197	302	9.7	93	67	55	8	92	635	20.5

CAREER STATS

YEAR	GP	GS	MIN	AVG	FG	FGA	PCT	3FG	3FGA	3PCT	FT	FTA	PCT	OFF	DEF	TOT	AVG	PF	FO	AST	TO	BLK	STL	PTS	AVG
2023-24	33	11	634	19.2	112	267	.419	2	9	.222	68	102	.667	63	112	175	5.3	86	2	22	55	15	33	294	8.9
2024-25	31	31	946	30.5	266	535	.497	4	22	.182	99	148	.669	105	197	302	9.7	93	4	67	55	8	92	635	20.5
CAREER	64	42	1580	24.7	378	802	.471	6	31	.194	167	250	.668	168	309	477	7.5	179	6	89	110	23	125	929	14.5



13 JUSTINE PISSOTT

@justinepissott
@j.usssssyyy
@justinepissott

G/F // 6-4 // Jr. // Toms River, N.J. (Tennessee)

SEASON HIGHS

Points // 14, Texas A&M (02/27/25)
FG Made // 5, Texas A&M (02/27/25)
FG Attempts // 7, at Oklahoma (02/20/25)
3-Pt Made // 4, Texas A&M (02/27/25)
3-Pt Attempt // 6, at Oklahoma (02/20/25)
FT Made // 4, at Texas (02/06/25)
FT Attempt // 4, at Texas (02/06/25)
Rebounds // 7, Appalachian State (12/1/24)
Assists // 2, Ole Miss (02/02/25)
Steals // 1 (4x), Last: Texas A&M (02/27/25)
Blocks // 1 (2x), Last: vs. South Carolina (03/07/25)
Minutes // 20, at Oklahoma (02/20/25)

CAREER HIGHS

Points // 17, Dayton (12/20/23)
FG Made // 6, Dayton (12/20/23)
FG Attempts // 13, Radford (12/31/23)
3-Pt Made // 5, Dayton (12/20/23)
3-Pt Attempt // 8, Georgia (03/03/24)
FT Made // 4, at Texas (02/06/25)
FT Attempt // 4, at Texas (02/06/25)
Rebounds // 7, Appalachian State (12/1/24)
Assists // 4 (2x), Last: at UT Martin (11/09/23)
Steals // 2 (2x), Last: at Texas A&M (02/29/24)
Blocks // 3, at UT Martin (11/09/23)
Minutes // 33 (2x), Last: Georgia (03/03/24)

- Played in 22 games this season
- Scored a season-high 14 points vs. Texas A&M (Feb. 27)
- Pulled down a career-high seven reb. vs. App State (Dec. 1)
- Appeared in 55 games and made 28 starts at Vanderbilt
- Transferred to Vanderbilt after one season at Tennessee
- ESPN 5-Star Recruit & McDonald's All-American ('22)

	SUPERLATIVES	24-25 CAREER	SUPERLATIVES	24-25 CAREER
10+ POINTS	--	9	3+ STEALS	--
15+ POINTS	--	2	2+ BLOCKS	--
20+ POINTS	--	--	DOUBLE-DOUBLES	--
30+ POINTS	--	--	LED VANDY IN PTS	--
MADE 3+ 3-PT FG	1	11	LED VANDY IN REB	1
10+ REBS	--	--	LED VANDY IN AST	--
3+ ASSISTS	--	3	LED VANDY IN STL	--
			LED VANDY IN BLK	1

GAME-BY-GAME

DATE	OPPONENT	GS	MIN	FGM/A	FG%	3FG/A	3P%	FTM/A	FG%	OFF	DEF	TOT	AVG	PF	AST	T/O	BLK	STL	PTS	AVG	
11.4.24	LIPSCOMB																				
11.8.24	AUSTIN PEAY																				
11.14.24	AT SOUTH FLORIDA																				
11.17.24	BUTLER		14:22	1-4	.250	0-2	.000	2-2	1.000	2	4	6	6.0	2	0	1	0	0	4	4.0	
11.20.24	HAMPTON		09:51	1-5	.200	1-3	.333	0-0	.000	1	1	2	4.0	2	0	0	0	1	3	3.5	
11.22.24	SAMFORD		05:59	2-2	1.000	2-2	1.000	0-0	.000	0	0	0	2.7	0	0	0	0	0	6	4.3	
11.26.24	VS. ARIZONA		04:06	1-2	.500	0-1	.000	0-0	.000	0	0	0	2.0	0	0	0	0	0	2	3.8	
11.27.24	VS. MICHIGAN ST.		04:53	0-1	.000	0-1	.000	0-0	.000	0	1	1	1.8	0	1	0	0	1	0	3.0	
12.1.24	APPALACHIAN ST.		16:19	1-7	.143	1-6	.167	0-0	.000	2	5	7	2.7	0	1	0	0	0	3	3.0	
12.4.24	AT MIAMI																				
12.14.24	EVANSVILLE		07:29	1-3	.333	0-1	.000	0-0	.000	1	0	1	2.4	0	0	0	0	0	2	2.9	
12.19.24	AT DAYTON																				
12.21.24	WEST GEORGIA		11:13	1-2	.500	1-1	1.000	0-2	.000	1	4	5	2.8	1	1	1	0	1	3	2.9	
12.29.24	ALABAMA A&M		04:01	1-1	1.000	0-0	.000	0-0	.000	0	0	0	2.4	0	0	0	0	0	2	2.8	
1.2.25	GEORGIA																				
1.5.25	KENTUCKY																				
1.9.25	AT OLE MISS		04:09	0-1	.000	0-1	.000	0-0	.000	0	0	0	2.2	0	0	1	0	0	0	2.5	
1.13.25	AT LSU																				
1.19.25	TENNESSEE		03:24	0-0	.000	0-0	.000	0-0	.000	0	0	0	2.0	0	0	0	0	0	0	2.3	
1.23.25	ARKANSAS		10:55	2-5	.400	1-4	.250	0-0	.000	1	3	4	2.2	1	1	0	1	0	5	2.5	
1.26.25	AT ALABAMA																				
1.30.25	AT FLORIDA		10:33	3-4	.750	1-2	.500	0-0	.000	0	2	2	2.2	0	1	1	0	0	7	2.8	
2.2.25	OLE MISS		10:20	0-1	.000	0-1	.000	0-0	.000	0	1	1	2.1	2	2	2	0	0	0	2.6	
2.6.25	AT TEXAS		13:25	0-1	.000	0-1	.000	4-4	1.000	3	1	4	2.2	4	1	3	0	0	4	2.7	
2.13.25	MISSISSIPPI STATE		09:28	1-2	.500	1-2	.500	0-0	.000	1	0	1	2.1	1	1	0	0	0	3	2.8	
2.16.25	AT AUBURN		10:43	2-3	.667	2-3	.667	0-0	.000	0	0	0	2.0	1	0	0	0	0	6	2.9	
2.20.25	AT OKLAHOMA		19:41	3-7	.429	2-6	.333	1-2	.500	0	1	1	1.9	2	0	0	0	0	9	3.3	
2.23.25	SOUTH CAROLINA		03:26	0-1	.000	0-1	.000	0-0	.000	0	0	0	1.8	0	0	0	0	0	0	3.1	
2.27.25	TEXAS A&M		17:16	5-5	1.000	4-4	1.000	0-0	.000	0	1	1	1.8	0	1	1	0	1	14	3.7	
3.2.25	AT MISSOURI		11:28	2-5	.400	2-5	.400	0-0	.000	0	0	0	1.7	2	0	0	0	1	6	3.8	
3.6.25	VS. TENNESSEE																				
3.7.25	VS. SOUTH CAROLINA		07:10	0-1	.000	0-0	.000	0-0	.000	1	0	1	1.7	1	0	0	1	0	0	3.6	
TOTAL		0	210:12	27-63	.429	18-47	.383	7-10	.700	13	24	37	1.7	19	10	10	2	5	79	3.6	

CAREER STATS

YEAR	GP	GS	MIN	AVG	FG	FGA	PCT	3FG	3FGA	3PCT	FT	FTA	PCT	OFF	DEF	TOT	AVG	PF	FO	AST	TO	BLK	STL	PTS	AVG
2022-23*	27	0	189	7.0	20	60	.333	12	46	.261	2	2	1.000	6	20	26	1.0	20	0	10	12	4	1	54	2.0
2023-24	33	28	698	21.2	80	225	.356	52	141	.369	12	16	.750	14	57	71	2.2	54	1	25	40	17	10	224	6.8
2024-25	22	0	210	9.6	27	63	.429	18	47	.383	7	10	.700	13	24	37	1.7	19	0	10	10	2	5	79	3.6
VANDY	55	28	909	16.5	107	288	.372	70	188	.372	19	26	.731	27	81	108	2.0	73	1	35	50	19	15	303	5.5
CAREER	82	28	1098	13.4	127	348	.365	82	234	.350	21	28	.750	33	101	134	1.6	93	1	45	62	23	16	357	4.4

*at Tennessee



14 AIYANA MITCHELL

@AiyanaMitchell17
@aiyanamitchell12
@aiyanajm22

F // 6-4 // So. // Colorado Springs, Colo. (Fountain-Fort Carson HS)

SEASON HIGHS

Points // 10 (2x), Last: Appalachian St. (12/1/24)
 FG Made // 4 (2x), Last: Appalachian St. (12/1/24)
 FG Attempts // 10, Appalachian St. (12/1/24)
 3-Pt Made // --
 3-Pt Attempt // --
 FT Made // 5 (2x), Last: South Carolina (02/23/25)
 FT Attempt // 6, vs. Arizona (11/26/24)
 Rebounds // 7, at Auburn (02/16/25)
 Assists // 2 (2x), Last: Miss. State (02/13/25)
 Steals // 3 (2x), Last: Miss. State (02/13/25)
 Blocks // 4, at Auburn (02/16/25)
 Minutes // 21, at Auburn (02/16/25)

CAREER HIGHS

Points // 10 (2x), Last: Appalachian St. (12/1/24)
 FG Made // 4 (2x), Last: Appalachian St. (12/1/24)
 FG Attempts // 10, Appalachian St. (12/1/24)
 3-Pt Made // --
 3-Pt Attempt // --
 FT Made // 5 (2x), Last: South Carolina (02/23/25)
 FT Attempt // 6, vs. Arizona (11/26/24)
 Rebounds // 7, at Auburn (02/16/25)
 Assists // 2 (2x), Last: Miss. State (02/13/25)
 Steals // 3 (2x), Last: Miss. State (02/13/25)
 Blocks // 4, at Auburn (02/16/25)
 Minutes // 21, at Auburn (02/16/25)

- Leads the team in blocks with 21
- Scored a career-high 10 points vs. Samford (Nov. 22) & App State (Dec. 1)
- Made her first career start vs. App State on Dec. 1 and matched her career-high in points scored with 10 pts
- Recorded a career-best 7 reb at Auburn (Feb. 16)
- Averaging a career-high 3.7 ppg and 2.8 rpg in 32 games in '24-25
- Appeared in all 32 games off the bench

	SUPERLATIVES	24-25 CAREER	SUPERLATIVES	24-25 CAREER
10+ POINTS	2	2	3+ STEALS	2
15+ POINTS	--	--	2+ BLOCKS	5
20+ POINTS	--	--	DOUBLE-DOUBLES	--
30+ POINTS	--	--	LED VANDY IN PTS	--
MADE 3+ 3-PT FG	--	--	LED VANDY IN REB	2
10+ REBS	--	--	LED VANDY IN AST	--
3+ ASSISTS	--	--	LED VANDY IN STL	1
			LED VANDY IN BLK	9

GAME-BY-GAME

DATE	OPPONENT	GS	MIN	FGM/A	FG%	3FG/A	3P%	FTM/A	FG%	OFF	DEF	TOT	AVG	PF	AST	T/O	BLK	STL	PTS	AVG
11.4.24	LIPSCOMB		11:58	3-4	.750	0-0	.000	2-5	.400	1	1	2	2.0	0	0	0	1	0	8	8.0
11.8.24	AUSTIN PEAY		16:19	2-4	.500	0-0	.000	1-2	.500	2	2	4	3.0	2	0	0	0	0	5	6.5
11.14.24	AT SOUTH FLORIDA		12:20	1-3	.333	0-0	.000	0-0	.000	3	2	5	3.7	1	0	0	0	1	2	5.0
11.17.24	BUTLER		14:11	3-5	.600	0-0	.000	0-1	.000	4	1	5	4.0	0	1	3	0	0	6	5.3
11.20.24	HAMPTON		12:33	2-2	1.000	0-0	.000	0-0	.000	0	1	1	3.4	0	1	0	0	0	4	5.0
11.22.24	SAMFORD		14:45	4-8	.500	0-0	.000	2-4	.500	2	0	2	3.2	2	0	1	1	3	10	5.8
11.26.24	VS. ARIZONA		04:01	0-0	.000	0-0	.000	5-6	.833	2	0	2	3.0	3	0	1	0	0	5	5.7
11.27.24	VS. MICHIGAN ST.		10:45	3-3	1.000	0-0	.000	0-0	.000	2	4	6	3.4	4	0	2	1	1	6	5.8
12.1.24	APPALACHIAN ST. *		20:01	4-10	.400	0-0	.000	2-2	1.000	4	2	6	3.7	2	0	0	0	0	10	6.2
12.4.24	AT MIAMI		02:11	1-1	1.000	0-0	.000	0-0	.000	0	0	0	3.3	2	0	1	0	0	2	5.8
12.14.24	EVANSVILLE		12:17	2-3	.667	0-0	.000	0-0	.000	1	3	4	3.4	1	0	0	2	2	4	5.6
12.19.24	AT DAYTON		12:09	1-1	1.000	0-0	.000	0-0	.000	1	2	3	3.3	1	0	0	0	1	2	5.3
12.21.24	WEST GEORGIA		16:07	2-4	.500	0-0	.000	4-4	1.000	3	2	5	3.5	0	2	0	2	0	8	5.5
12.29.24	ALABAMA A&M		10:24	3-4	.750	0-0	.000	0-1	.000	0	4	4	3.5	1	0	2	0	0	6	5.6
1.2.25	GEORGIA		12:02	2-3	.667	0-0	.000	0-0	.000	0	4	4	3.5	4	0	0	1	2	4	5.5
1.5.25	KENTUCKY		09:03	1-1	1.000	0-0	.000	2-4	.500	1	0	1	3.4	0	0	0	0	0	4	5.4
1.9.25	AT OLE MISS		12:10	1-1	1.000	0-0	.000	0-0	.000	0	3	3	3.4	1	1	1	0	0	2	5.2
1.13.25	AT LSU		02:55	0-0	.000	0-0	.000	0-0	.000	1	0	1	3.2	2	0	0	0	0	0	4.9
1.19.25	TENNESSEE		05:48	0-1	.000	0-0	.000	0-0	.000	2	0	2	3.2	2	0	1	0	0	0	4.6
1.23.25	ARKANSAS		12:01	1-3	.333	0-0	.000	0-0	.000	2	0	2	3.1	1	1	2	1	1	2	4.5
1.26.25	AT ALABAMA		05:49	0-2	.000	0-0	.000	0-0	.000	2	1	3	3.1	1	0	1	0	0	0	4.3
1.30.25	AT FLORIDA		17:30	1-1	1.000	0-0	.000	1-1	1.000	0	2	2	3.0	4	1	2	3	0	3	4.2
2.2.25	OLE MISS		07:44	0-0	.000	0-0	.000	0-0	.000	1	1	2	3.0	2	0	1	0	0	0	4.0
2.6.25	AT TEXAS		09:53	2-2	1.000	0-0	.000	0-0	.000	0	3	3	3.0	0	0	0	1	0	4	4.0
2.13.25	MISSISSIPPI STATE		18:12	0-4	.000	0-0	.000	0-0	.000	1	3	4	3.0	2	2	1	2	3	0	3.9
2.16.25	AT AUBURN		21:01	1-1	1.000	0-0	.000	0-0	.000	1	6	7	3.2	3	0	1	4	1	2	3.8
2.20.25	AT OKLAHOMA		13:01	0-2	.000	0-0	.000	0-2	.000	0	1	1	3.1	4	2	3	0	1	0	3.7
2.23.25	SOUTH CAROLINA		14:16	2-5	.400	0-0	.000	5-5	1.000	1	2	3	3.1	2	1	3	0	0	9	3.9
2.27.25	TEXAS A&M		06:57	0-2	.000	0-0	.000	2-2	1.000	0	1	1	3.0	0	0	0	0	0	2	3.8
3.2.25	AT MISSOURI		06:42	1-2	.500	0-0	.000	0-0	.000	0	1	1	3.0	0	1	0	0	0	2	3.7
3.6.25	VS. TENNESSEE		12:09	1-1	1.000	0-0	.000	0-3	.000	0	1	1	2.9	1	1	1	2	1	2	3.7
3.7.25	VS. SOUTH CAROLINA		08:32	2-2	1.000	0-0	.000	0-0	.000	0	0	0	2.8	0	0	0	0	0	4	3.7
TOTAL		1	365:48	46-85	.541	0-0	.000	26-42	.619	37	53	90	2.8	48	14	27	21	17	118	3.7

CAREER STATS

YEAR	GP	GS	MIN	AVG	FG	FGA	PCT	3FG	3FGA	3PCT	FT	FTA	PCT	OFF	DEF	TOT	AVG	PF	FO	AST	TO	BLK	STL	PTS	AVG
2023-24	15	0	58	3.9	6	11	.545	0	0	.000	2	4	.500	4	7	11	0.7	10	0	0	3	4	0	14	0.9
2024-25	32	1	366	11.4	46	85	.541	0	0	.000	26	42	.619	37	53	90	2.8	48	0	14	27	21	17	118	3.7
CAREER	47	1	424	9.0	52	96	.542	0	0	.000	28	46	.609	41	60	101	2.1	58	0	14	30	25	17	132	2.8



23 IYANA MOORE

@iyanamoore_
@yanam23
@imoore_23

G // 5-8 // Sr. // Milwaukee, Wis. (Blackman HS)

SEASON HIGHS

Points // 23 (2x), Last: vs. Tennessee (03/06/25)
 FG Made // 8, vs. Tennessee (03/06/25)
 FG Attempts // 20, vs. Michigan State (11/27/24)
 3-Pt Made // 5 (2x), Last: at LSU (01/13/25)
 3-Pt Attempt // 13, Kentucky (01/05/25)
 FT Made // 6, at LSU (01/13/25)
 FT Attempt // 8, at LSU (01/13/25)
 Rebounds // 7, at Florida (01/30/25)
 Assists // 7 (3x), Last: at Missouri (03/02/25)
 Steals // 4, at Missouri (03/02/25)
 Blocks // 2, Georgia (01/02/25)
 Minutes // 40 (2x) Last: Miss. State (02/13/25)

CAREER HIGHS

Points // 37, at Kentucky (01/11/14)
 FG Made // 14, at Kentucky (01/11/14)
 FG Attempts // 21, Alabama State (12/28/21)
 3-Pt Made // 9, Alabama State (12/28/21)
 3-Pt Attempt // 13, Kentucky (01/05/25)
 FT Made // 9, vs. Iowa State (11/24/23)
 FT Attempt // 10, vs. Iowa State (11/24/23)
 Rebounds // 9, at Missouri (02/29/24)
 Assists // 8, at Kentucky (02/17/22)
 Steals // 4 (5x), Last: at Missouri (03/02/25)
 Blocks // 2, Georgia (01/02/25)
 Minutes // 43, Alabama (02/06/22)

- Scored a season-high 23 pts at No. 5/4 LSU (Jan. 13) & vs. Tennessee (March 6)
- Third on the team in scoring at 12.5 ppg
- Her 1,304 pts ranks 22nd in Vanderbilt history
- Became the 42nd Commodore to score 1,000 pts on Dec. 1 vs. App State
- Her career 201 made 3-point FG pts ranks 8th in Vanderbilt history

SUPERLATIVES		24-25 CAREER		SUPERLATIVES		24-25 CAREER	
10+ POINTS	21	64	3+ STEALS	4	16		
15+ POINTS	12	39	2+ BLOCKS	1	1		
20+ POINTS	3	16	DOUBLE-DOUBLES	--	--		
30+ POINTS	--	2	LED VANDY IN PTS	1	30		
MADE 3+ 3-PT FG	12	31	LED VANDY IN REB	--	--		
10+ REBS	--	--	LED VANDY IN AST	7	19		
3+ ASSISTS	11	42	LED VANDY IN STL	3	12		
			LED VANDY IN BLK	3	7		

GAME-BY-GAME

DATE	OPPONENT	GS	MIN	FGM/A	FG%	3FG/A	3P%	FTM/A	FG%	OFF	DEF	TOT	AVG	PF	AST	T/O	BLK	STL	PTS	AVG
11.4.24	LIPSCOMB	*	27:18	6-12	.500	2-4	.500	1-1	1.000	3	3	6	6.0	1	1	1	0	1	15	15.0
11.8.24	AUSTIN PEAY	*	24:23	5-8	.625	1-3	.333	5-6	.833	1	2	3	4.5	3	3	2	0	0	16	15.5
11.14.24	AT SOUTH FLORIDA		12:04	1-3	.333	0-2	.000	0-2	.000	0	0	0	3.0	2	0	0	0	0	2	11.0
11.17.24	BUTLER																			
DNP - INJURY																				
11.20.24	HAMPTON	*	22:16	5-10	.500	2-7	.286	0-0	.000	0	3	3	3.0	0	1	1	0	0	12	11.3
11.22.24	SAMFORD	*	34:08	4-10	.400	3-7	.429	0-0	.000	1	5	6	3.6	3	2	1	0	1	11	11.2
11.26.24	VS. ARIZONA	*	37:20	1-9	.111	1-2	.500	0-0	.000	0	0	0	3.0	3	4	7	0	3	3	9.8
11.27.24	VS. MICHIGAN ST.	*	40:00	5-20	.250	2-7	.286	5-7	.714	0	4	4	3.1	4	3	8	0	0	17	10.9
12.1.24	APPALACHIAN ST.	*	25:43	4-11	.364	3-9	.333	2-2	1.000	0	2	2	3.0	1	2	1	0	0	13	11.1
12.4.24	AT MIAMI	*	35:21	4-11	.364	3-6	.500	2-2	1.000	1	2	3	3.0	2	7	5	1	2	13	11.3
12.14.24	EVANSVILLE	*	20:25	3-10	.300	1-7	.143	3-4	.750	0	1	1	2.8	4	3	0	1	0	10	11.2
12.19.24	AT DAYTON	*	38:36	5-16	.313	4-9	.444	0-0	.000	0	3	3	2.8	2	4	3	0	1	14	11.5
12.21.24	WEST GEORGIA	*	21:29	5-16	.313	3-9	.333	3-4	.750	1	1	2	2.8	0	0	2	0	1	16	11.8
12.29.24	ALABAMA A&M	*	33:44	7-17	.412	2-7	.286	0-0	.000	2	2	4	2.8	1	7	2	0	1	16	12.2
1.2.25	GEORGIA	*	35:22	5-10	.500	3-6	.500	3-3	1.000	2	1	3	2.9	3	4	2	2	0	16	12.4
1.5.25	KENTUCKY	*	36:27	5-16	.313	5-13	.385	2-2	1.000	1	1	2	2.8	4	2	2	0	1	17	12.7
1.9.25	AT OLE MISS	*	37:52	5-13	.385	2-7	.286	2-2	1.000	0	4	4	2.9	0	2	3	0	2	14	12.8
1.13.25	AT LSU	*	38:32	6-10	.600	5-8	.625	6-8	.750	1	1	2	2.8	3	0	2	0	3	23	13.4
1.19.25	TENNESSEE	*	37:57	7-16	.438	3-8	.375	0-0	.000	2	4	6	3.0	1	2	2	1	0	17	13.6
1.23.25	ARKANSAS	*	28:05	7-12	.583	2-4	.500	2-2	1.000	0	2	2	2.9	0	0	3	0	2	18	13.8
1.26.25	AT ALABAMA	*	38:53	3-12	.250	0-5	.000	2-2	1.000	0	0	0	2.8	2	2	2	0	1	8	13.6
1.30.25	AT FLORIDA	*	32:05	8-16	.500	3-7	.429	3-4	.750	3	4	7	3.0	5	6	5	0	1	22	14.0
2.2.25	OLE MISS	*	39:06	3-13	.231	1-4	.250	3-3	1.000	2	2	4	3.0	2	1	3	0	1	10	13.8
2.6.25	AT TEXAS	*	33:21	2-8	.250	1-4	.250	2-2	1.000	1	2	3	3.0	5	1	4	0	1	7	13.5
2.13.25	MISSISSIPPI STATE	*	40:21	3-12	.250	0-6	.000	4-4	1.000	0	0	0	2.9	4	5	1	0	3	10	13.3
2.16.25	AT AUBURN	*	19:09	1-4	.250	0-2	.000	0-0	.000	1	2	3	2.9	0	1	0	0	0	2	12.9
2.20.25	AT OKLAHOMA	*	14:18	1-5	.200	1-4	.250	0-0	.000	1	1	2	2.9	0	2	1	0	0	3	12.5
2.23.25	SOUTH CAROLINA	*	21:20	0-4	.000	0-2	.000	1-2	.500	1	1	2	2.9	3	2	4	0	1	1	12.1
2.27.25	TEXAS A&M	*	17:22	3-6	.500	2-5	.400	0-0	.000	0	0	0	2.8	1	1	2	0	1	8	11.9
3.2.25	AT MISSOURI	*	32:09	6-12	.500	2-8	.250	4-4	1.000	0	1	1	2.7	2	7	1	0	4	18	12.1
3.6.25	VS. TENNESSEE	*	35:22	8-11	.727	4-4	1.000	3-4	.750	3	1	4	2.7	3	2	0	0	0	23	12.5
3.7.25	VS. SOUTH CAROLINA	*	40:00	5-14	.357	4-9	.444	2-2	1.000	0	2	2	2.7	2	2	4	0	1	16	12.6
TOTAL		30	950:28	133-347	.383	65-185	.351	60-72	.833	27	57	84	2.7	66	79	74	5	32	391	12.6

CAREER STATS

YEAR	GP	GS	MIN	AVG	FG	FGA	PCT	3FG	3FGA	3PCT	FT	FTA	PCT	OFF	DEF	TOT	AVG	PF	FO	AST	TO	BLK	STL	PTS	AVG	
2021-22	35	17	1136	32.5	148	396	.374	79	207	.382	69	86	.802	32	71	103	2.9	67	1	89	99	6	55	444	12.7	
2022-23	MISSED SEASON DUE TO INJURY																									
2023-24	33	33	1089	33.0	151	399	.378	57	171	.333	110	133	.827	32	83	115	3.5	81	0	91	83	3	45	469	14.2	
2024-25	31	30	950	30.7	133	347	.383	65	185	.351	60	72	.833	27	57	84	2.7	66	2	79	74	5	32	391	12.6	
CAREER	99	80	3176	32.1	432	1142	.378	201	563	.357	239	291	.821	91	211	302	3.1	214	3	259	256	14	132	1304	13.2	



24 AGA MAKURAT

@a.makurat24

G // 6-3 // So. // Sierakowice, Poland (Sopocka Akademia Tenisowa)

SEASON HIGHS

Points // 10, App State (12/1/24)
 FG Made // 4, App State (12/1/24)
 FG Attempts // 8 (2x), Last: App State (12/1/24)
 3-Pt Made // 2 (4x), Last: at Missouri (03/02/25)
 3-Pt Attempt // 6, at South Florida (11/14/24)
 FT Made // 1, App State (12/1/24)
 FT Attempt // 1, App State (12/1/24)
 Rebounds // 5 (2x), Last: West Georgia (12/21/24)
 Assists // 3, App State (12/1/24)
 Steals // 1 (3x), Last: Alabama A&M (12/29/24)
 Blocks // 2 (2x), Last: Hampton (11/20/24)
 Minutes // 20, App State (12/1/24)

CAREER HIGHS

Points // 18 (2x), Last: at South Carolina (01/28/24)
 FG Made // 6, at South Carolina (01/28/24)
 FG Attempts // 9 (3x), Last: at South Carolina (01/28/24)
 3-Pt Made // 5, Western Kentucky (11/15/23)
 3-Pt Attempt // 7 (2x), Last: at South Carolina (01/28/24)
 FT Made // 3, Western Kentucky (11/15/23)
 FT Attempt // 4, Western Kentucky (11/15/23)
 Rebounds // 7, at South Carolina (01/28/24)
 Assists // 3 (3x), Last: App State (12/1/24)
 Steals // 2, Kennesaw State (11/06/23)
 Blocks // 3, Florida (01/07/24)
 Minutes // 24, at South Carolina (01/28/24)

- Scored a season-high 10 pts vs. App State (Dec. 1)
- Played in 14 games off the bench this season
- Appeared in 47 games and made three starts at Vanderbilt
- Shot 32.2% from behind the arc in '23-24
- Led the Commodores in scoring twice in '23-24

	24-25 CAREER		24-25 CAREER	
10+ POINTS	1	4	3+ STEALS	--
15+ POINTS	--	2	2+ BLOCKS	2
20+ POINTS	--	--	DOUBLE-DOUBLES	--
30+ POINTS	--	--	LED VANDY IN PTS	2
MADE 3+ 3-PT FG	--	3	LED VANDY IN REB	1
10+ REBS	--	--	LED VANDY IN AST	--
3+ ASSISTS	1	3	LED VANDY IN STL	--
			LED VANDY IN BLK	7

GAME-BY-GAME

DATE	OPPONENT	GS	MIN	FGM/A	FG%	3FG/A	3P%	FTM/A	FG%	OFF	DEF	TOT	AVG	PF	AST	T/O	BLK	STL	PTS	AVG
11.4.24	LIPSCOMB		18:13	1-8	.125	1-5	.200	0-0	.000	1	3	4	4.0	1	0	1	0	0	3	3.0
11.8.24	AUSTIN PEAY		17:21	2-5	.400	2-5	.400	0-0	.000	0	4	4	4.0	1	2	1	2	0	6	4.5
11.14.24	AT SOUTH FLORIDA		14:16	1-7	.143	0-6	.000	0-0	.000	1	1	2	3.3	0	0	0	0	0	2	3.7
11.17.24	BUTLER		07:12	1-2	.500	1-1	1.000	0-0	.000	0	0	0	2.5	1	1	1	0	1	3	3.5
11.20.24	HAMPTON		16:30	2-5	.400	2-5	.400	0-0	.000	1	4	5	3.0	0	1	0	2	0	6	4.0
11.22.24	SAMFORD		04:02	0-2	.000	0-1	.000	0-0	.000	0	1	1	2.7	0	0	1	0	0	0	3.3
11.26.24	VS. ARIZONA																			
11.27.24	VS. MICHIGAN ST.																			
12.1.24	APPALACHIAN ST.		19:47	4-8	.500	1-4	.250	1-1	1.000	1	3	4	2.9	0	3	1	0	1	10	4.3
12.4.24	AT MIAMI																			
12.14.24	EVANSVILLE		07:45	0-3	.000	0-3	.000	0-0	.000	0	2	2	2.8	0	0	1	0	0	0	3.8
12.19.24	AT DAYTON																			
12.21.24	WEST GEORGIA		16:42	0-4	.000	0-4	.000	0-0	.000	3	2	5	3.0	0	2	1	1	0	0	3.3
12.29.24	ALABAMA A&M		07:14	3-4	.750	2-3	.667	0-0	.000	0	0	0	2.7	0	0	0	0	1	8	3.8
1.2.25	GEORGIA																			
1.5.25	KENTUCKY																			
1.9.25	AT OLE MISS																			
1.13.25	AT LSU																			
1.19.25	TENNESSEE																			
1.23.25	ARKANSAS		02:55	0-1	.000	0-1	.000	0-0	.000	0	0	0	2.5	0	1	0	0	0	0	3.5
1.26.25	AT ALABAMA																			
1.30.25	AT FLORIDA																			
2.2.25	OLE MISS																			
2.6.25	AT TEXAS																			
2.13.25	MISSISSIPPI STATE																			
2.16.25	AT AUBURN																			
2.20.25	AT OKLAHOMA		01:16	1-1	1.000	1-1	1.000	0-0	.000	0	0	0	2.3	0	0	0	0	0	3	3.4
2.23.25	SOUTH CAROLINA																			
2.27.25	TEXAS A&M		04:54	0-1	.000	0-1	.000	0-0	.000	0	0	0	2.1	0	0	0	0	0	0	3.2
3.2.25	AT MISSOURI		04:31	2-2	1.000	2-2	1.000	0-0	.000	0	1	1	2.0	2	0	0	0	0	6	3.4
3.6.25	VS. TENNESSEE																			
3.7.25	VS. SOUTH CAROLINA																			
TOTAL		0	142:39	17-53	.321	12-42	.286	1-1	1.000	7	21	28	2.0	5	10	7	5	3	47	3.4

CAREER STATS

YEAR	GP	GS	MIN	AVG	FG	FGA	PCT	3FG	3FGA	3PCT	FT	FTA	PCT	OFF	DEF	TOT	AVG	PF	FO	AST	TO	BLK	STL	PTS	AVG
2023-24	33	3	469	14.2	44	129	.341	29	90	.322	11	14	.786	12	37	49	1.5	29	0	19	32	13	10	128	3.9
2024-25	14	0	143	10.2	17	53	.321	12	42	.28	1	1	1.000	7	21	28	2.0	5	0	10	7	5	3	47	3.4
CAREER	47	3	612	13.0	61	182	.335	41	132	.311	12	15	.800	19	58	77	1.6	34	0	29	39	18	13	175	3.7



30 TRINITY WILSON

@trinityy.wilsonn
@trinitywilson_bts
@TrinityWilson30

F // 6-3 // Fr. // Lakeville, Minn. (Lakeville North HS)

SEASON HIGHS

Points // 6, West Georgia (12/21/24)
 FG Made // 3, West Georgia (12/21/24)
 FG Attempts // 5, West Georgia (12/21/24)
 3-Pt Made // --
 3-Pt Attempt // --
 FT Made // 1, App State (12/1/24)
 FT Attempt // 2, Austin Peay (11/8/24)
 Rebounds // 5 (2x), Last: Austin Peay (11/8/24)
 Assists // 2, at Missouri (03/02/25)
 Steals // --
 Blocks // 1 (2x), Last: West Georgia (12/21/24)
 Minutes // 11, Lipscomb (11/4/24)

CAREER HIGHS

Points // 6, West Georgia (12/21/24)
 FG Made // 3, West Georgia (12/21/24)
 FG Attempts // 5, West Georgia (12/21/24)
 3-Pt Made // --
 3-Pt Attempt // --
 FT Made // 1, App State (12/1/24)
 FT Attempt // 2, Austin Peay (11/8/24)
 Rebounds // 5 (2x), Last: Austin Peay (11/8/24)
 Assists // 2, at Missouri (03/02/25)
 Steals // --
 Blocks // 1 (2x), Last: West Georgia (12/21/24)
 Minutes // 11, Lipscomb (11/4/24)

- Played in 12 games this season
- Pulled down 5 reb and scored 2 pts in her debut vs. Lipscomb (11/4/24)
- Scored a career-high 6 points vs. West Georgia on 12.21
- Ranked the fifth-best player in Minnesota according to PrepGirlsHoops.com
- Collected over 1,000 pts and 1,000 reb during her prep career
- All-state honorable mention ('23)

SUPERLATIVES	24-25 CAREER	SUPERLATIVES	24-25 CAREER
10+ POINTS	-- --	3+ STEALS	-- --
15+ POINTS	-- --	2+ BLOCKS	-- --
20+ POINTS	-- --	DOUBLE-DOUBLES	-- --
30+ POINTS	-- --	LED VANDY IN PTS	-- --
MADE 3+ 3-PT FG	-- --	LED VANDY IN REB	-- --
10+ REBS	-- --	LED VANDY IN AST	-- --
3+ ASSISTS	-- --	LED VANDY IN STL	-- --
		LED VANDY IN BLK	-- --

GAME-BY-GAME

DATE	OPPONENT	GS	MIN	FGM/A	FG%	3FG/A	3P%	FTM/A	FG%	OFF	DEF	TOT	AVG	PF	AST	T/O	BLK	STL	PTS	AVG
11.4.24	LIPSCOMB		10:31	1-4	.250	0-0	.000	0-0	.000	2	3	5	5.0	1	1	1	0	0	2	2.0
11.8.24	AUSTIN PEAY		05:09	2-4	.500	0-0	.000	0-2	.000	2	3	5	5.0	1	0	0	0	0	4	3.0
11.14.24	AT SOUTH FLORIDA																			
11.17.24	BUTLER		02:31	0-0	.000	0-0	.000	0-0	.000	0	0	0	3.3	0	0	0	0	0	0	2.0
11.20.24	HAMPTON		03:57	0-1	.000	0-0	.000	0-0	.000	0	0	0	2.5	0	1	0	1	0	0	1.5
11.22.24	SAMFORD																			
11.26.24	VS. ARIZONA																			
11.27.24	VS. MICHIGAN ST.																			
12.1.24	APPALACHIAN ST.		08:30	1-4	.250	0-0	.000	1-1	1.000	0	0	0	2.0	0	1	0	0	0	3	1.8
12.4.24	AT MIAMI																			
12.14.24	EVANSVILLE		02:48	1-3	.333	0-0	.000	0-0	.000	1	1	2	2.0	0	0	0	0	0	2	1.8
12.19.24	AT DAYTON																			
12.21.24	WEST GEORGIA		06:43	3-5	.600	0-0	.000	0-0	.000	0	2	2	2.0	0	1	1	1	0	6	2.4
12.29.24	ALABAMA A&M		01:51	0-0	.000	0-0	.000	0-0	.000	0	0	0	1.8	0	1	0	0	0	0	2.1
1.2.25	GEORGIA																			
1.5.25	KENTUCKY																			
1.9.25	AT OLE MISS		02:40	0-0	.000	0-0	.000	0-0	.000	0	0	0	1.6	1	0	1	0	0	0	1.9
1.13.25	AT LSU																			
1.19.25	TENNESSEE																			
1.23.25	ARKANSAS		02:55	0-0	.000	0-0	.000	0-0	.000	0	0	0	1.4	1	0	0	0	0	0	1.7
1.26.25	AT ALABAMA																			
1.30.25	AT FLORIDA																			
2.2.25	OLE MISS																			
2.6.25	AT TEXAS																			
2.13.25	MISSISSIPPI STATE																			
2.16.25	AT AUBURN																			
2.20.25	AT OKLAHOMA																			
2.23.25	SOUTH CAROLINA																			
2.27.25	TEXAS A&M		03:06	0-0	.000	0-0	.000	0-0	.000	0	0	0	1.3	2	1	0	0	0	0	1.5
3.2.25	AT MISSOURI		04:31	0-0	.000	0-0	.000	0-0	.000	0	1	1	1.3	0	2	0	0	0	0	1.4
3.6.25	VS. TENNESSEE																			
3.7.25	VS. SOUTH CAROLINA																			
TOTAL		0	55:12	8-21	.381	0-0	.00	1-3	.333	5	10	15	1.3	6	8	3	2	0	17	1.4

CAREER STATS

YEAR	GP	GS	MIN	AVG	FG	FGA	PCT	3FG	3FGA	3PCT	FT	FTA	PCT	OFF	DEF	TOT	AVG	PF	FO	AST	TO	BLK	STL	PTS	AVG
2024-25	12	0	55	4.6	8	21	.381	0	0	.000	1	3	.333	5	10	15	1.3	6	0	8	3	2	0	17	1.4
CAREER	12	0	55	4.6	8	21	.381	0	0	.000	1	3	.333	5	10	15	1.3	6	0	8	3	2	0	17	1.4



35 SACHA WASHINGTON

@sacha_washington
@sacha_washington
@sachaw33

F // 6-2 // Sr. // Lawrenceville, Ga. (Collins Hill HS)

SEASON HIGHS

Points // --
FG Made // --
FG Attempts // --
3-Pt Made // --
3-Pt Attempt // --
FT Made // --
FT Attempt // --
Rebounds // --
Assists // --
Steals // --
Blocks // --
Minutes // --

CAREER HIGHS

Points // 33, Louisiana Tech (12/03/23)
FG Made // 15, Louisiana Tech (12/03/23)
FG Attempts // 20, Louisiana Tech (12/03/23)
3-Pt Made // --
3-Pt Attempt // 1, Lipscomb (12/18/22)
FT Made // 10, Fairfield (11/12/23)
FT Attempt // 16, Fairfield (11/12/23)
Rebounds // 17, Fairfield (11/12/23)
Assists // 7, Fairfield (11/12/23)
Steals // 8, Louisiana Tech (12/03/23)
Blocks // 6, Dayton (12/20/23)
Minutes // 40, vs. Florida (03/07/24)

- Utilizing Medical Redshirt in '24-25
- Preseason Cheryl Miller Award Watch List ('25)
- Appeared in 99 games and made 72 starts in three seasons at Vanderbilt
- Averaged a career-best 12.1 ppg as a junior
- Led the team with 8 double-doubles in '23-24
- Led Vandy with 7.9 rpg in '23-24
- All-SEC freshman team ('22)

SUPERLATIVES	24-25 CAREER	SUPERLATIVES	24-25 CAREER
10+ POINTS	-- 48	3+ STEALS	-- 9
15+ POINTS	-- 20	2+ BLOCKS	-- 28
20+ POINTS	-- 6	DOUBLE-DOUBLES	-- 22
30+ POINTS	-- 1	LED VANDY IN PTS	-- 13
MADE 3+ 3-PT FG	-- --	LED VANDY IN REB	-- 53
10+ REBS	-- 24	LED VANDY IN AST	-- 5
3+ ASSISTS	-- 8	LED VANDY IN STL	-- 5
		LED VANDY IN BLK	-- 54

GAME-BY-GAME

DATE	OPPONENT	GS	MIN	FGM/A	FG%	3FG/A	3P%	FTM/A	FG%	OFF	DEF	TOT	AVG	PF	AST	T/O	BLK	STL	PTS	AVG	
11.4.24	LIPSCOMB																				
11.8.24	AUSTIN PEAY																				
11.14.24	AT SOUTH FLORIDA																				
11.17.24	BUTLER																				
11.20.24	HAMPTON																				
11.22.24	SAMFORD																				
11.26.24	VS. ARIZONA																				
11.27.24	VS. MICHIGAN ST.																				
12.1.24	APPALACHIAN ST.																				
12.4.24	AT MIAMI																				
12.14.24	EVANSVILLE																				
12.19.24	AT DAYTON																				
12.21.24	WEST GEORGIA																				
12.29.24	ALABAMA A&M																				
1.2.25	GEORGIA																				
1.5.25	KENTUCKY																				
1.9.25	AT OLE MISS																				
1.13.25	AT LSU																				
1.19.25	TENNESSEE																				
1.23.25	ARKANSAS																				
1.26.25	AT ALABAMA																				
1.30.25	AT FLORIDA																				
2.2.25	OLE MISS																				
2.6.25	AT TEXAS																				
2.13.25	MISSISSIPPI STATE																				
2.16.25	AT AUBURN																				
2.20.25	AT OKLAHOMA																				
2.23.25	SOUTH CAROLINA																				
2.27.25	TEXAS A&M																				
3.2.25	AT MISSOURI																				
TOTAL		0	00.00	0-0	.000	0-0	.000	0-0	.000	0	0	0	0.0	0	0	0	0	0	0	0	0.0

CAREER STATS

YEAR	GP	GS	MIN	AVG	FG	FGA	PCT	3FG	3FGA	3PCT	FT	FTA	PCT	OFF	DEF	TOT	AVG	PF	FO	AST	TO	BLK	STL	PTS	AVG
2021-22	35	8	708	20.2	104	224	.464	0	0	.000	58	85	.682	113	117	230	6.6	87	2	26	57	19	26	266	7.6
2022-23	31	31	798	25.7	136	294	.463	0	1	.000	72	114	.632	91	137	228	7.4	87	5	35	67	45	25	344	11.1
2023-24	33	33	959	29.1	163	310	.526	0	0	.000	72	117	.615	118	144	262	7.9	91	4	44	90	44	52	398	12.1
2024-25	--	--	--	--	--	--	--	--	--	--	--	--	--	--	--	--	--	--	--	--	--	--	--	--	--
CAREER	99	72	2465	24.9	403	828	.487	0	1	.000	202	316	.639	322	398	720	7.3	265	11	105	214	108	103	1008	10.2

GAME 1 Vanderbilt vs. Lipscomb

	1	2	3	4	TOTAL
L	15	10	14	11	50
V	31	22	28	21	102

DATE Nov. 4, 2024 **SITE** Memorial Gymnasium (Nashville, Tenn.)

TIPOFF 11:00 a.m. **END** 12:48 p.m. **ELAPSED** 1:48
ATTENDANCE 5,282

DORES DOMINATE BISONS

NASHVILLE, Tenn. – The Vanderbilt women's basketball team began the 2024-25 campaign in a big way, as the Commodores blitzed Lipscomb, 102-50, in Monday's season opener.

Vanderbilt scored 100-plus points for the first time under head coach Shea Ralph in the season-opening victory over the Bisons. The last time the Dores registered 100 or more points came on Nov. 25, 2019, when Vandy posted a 106-55 win at Tennessee State.

The Commodores move to 1-0 on the year, while Lipscomb falls to 0-1. With the win, Vanderbilt improves to 4-0 in season openers under Ralph. She becomes the first Vandy women's basketball coach to win four straight season openers to begin their career.

Sophomore Khamil Pierre registered her fifth career double-double in the season opener. The 6-2 forward scored a team-high 25 points and pulled down a team-best 14 rebounds in 24 minutes of action. The Phoenix, Arizona, native went 12-of-17 from the field and added five steals to her stat line. Pierre is the first Dore to record a double-double in the season opener since Koi Love's 19-point, 12-rebound effort against East Tennessee State in the first game of the 2020-21 campaign.

Pierre was one of four Vanderbilt players to register double-digit points against Lipscomb. Freshman Mikayla Blakes tallied 23 points in her Vanderbilt debut. Meanwhile, senior Iyana Moore added 15 points to extend her double-digit scoring streak to eight games, and sophomore Madison Greene collected 14 points off the bench in her first game with the Commodores since her season-ending knee injury against Lipscomb last year.

The Commodores used its size advantage against Lipscomb throughout the game, as Vandy scored 70 points in the paint, which allowed the Dores to shoot 53.1 percent from the field. Defensively, Vanderbilt held LU to 27.9 percent from the field and forced its Music City counterpart into 23 turnovers.

BOX SCORE

NO. NAME	MIN	FG	3P	FT	REBOUNDS	FOULS	TP	AS	TS	ST	BLK	PTS	SHOOTING BY PERIOD
		M/A	M/A	M/A	OR DR TOT	PF	PP	AS	TO	ST	BS		
11 Clara McCowan	G 20:55	3/8	0/2	2/4	3	1	4	2	5	8	1	2	12
9 Molly Heard	G 13:07	1/10	1/4	0/0	3	1	4	2	0	8	0	1	2
14 Anissa Osa	G 20:46	1/3	0/1	1/2	1	3	1	2	3	1	6	0	3
21 Bella Vinson	G 21:38	1/7	1/5	0/0	2	1	3	1	0	2	2	0	3
32 Taylor Bowen	G 22:13	0/7	0/2	2/2	0	2	2	2	2	1	1	0	4
23 Alyssa Moore	G 18:40	0/4	0/4	0/0	1	3	4	1	1	1	0	0	0
0 Olivia Vandgriff	G 19:38	0/2	0/2	0/0	1	2	3	2	0	1	1	0	0
2 Elena Bertrand	G 26:48	0/11	0/3	2/2	1	5	16	0	4	2	0	0	2
22 Adiana Melton	G 21:52	2/9	2/7	2/2	1	2	1	8	0	1	1	0	7
31 Isabella Pitta	G 15:50	0/0	0/0	1/2	1	1	2	1	1	1	0	1	1
Team													
Totals		17-61	6-25	10-17	15	17	52	15	7	20	6	23	6

BOX SCORE

NO. NAME	MIN	FG	3P	FT	REBOUNDS	FOULS	TP	AS	TS	ST	BLK	PTS	SHOOTING BY PERIOD
		M/A	M/A	M/A	OR DR TOT	PF	PP	AS	TO	ST	BS		
10 Jane Nwabia	F 22:39	3/4	0/0	0/0	1	5	6	2	0	0	0	6	3
12 Khamil Pierre	F 23:59	9/17	0/0	11/11	6	18	14	4	2	25	1	25	12
1 Mikayla Blakes	G 25:31	9/19	2/7	3/3	3	5	23	5	2	0	0	40	19
11 Jordyn Oliver	G 19:02	1/2	0/0	3/4	1	1	1	0	2	2	0	0	3
23 Iyana Moore	G 27:18	6/12	2/4	1/1	3	6	1	2	15	1	1	13	19
4 Madison Greene	G 26:25	6/10	0/1	2/2	0	5	2	14	4	6	0	18	14
14 Ayana Mitchell	G 11:58	3/4	0/0	2/5	1	2	0	3	8	0	0	11	14
30 Trinity Wilson	G 02:31	1/4	0/0	2/3	1	5	1	2	1	0	0	1	7
24 Aja Makurat	G 18:13	1/6	1/5	0/0	1	3	4	1	0	0	0	2	3
2 Jada Brown	G 12:44	1/2	0/0	2/2	1	1	3	1	4	0	0	1	3
Team													
Totals		43-81	5-17	11-14	22	32	54	17	103	12	15	1	52

INDIVIDUAL LEADERS

POINTS	REBOUNDS	ASSISTS	STEALS	BLOCKS
Khamil Pierre - 25 pts	Elena Bertrand - 16 pts	Mikayla Blakes - 23 pts	Molly Heard - 9 pts	
Khamil Pierre - 14 reb	Three tied with 4 reb	I. Moore/J. Nwabia - 6 reb	Three tied with 3 reb	
Mikayla Blakes - 5 ast	Bella Vinson - 2 ast	Madison Greene - 4 ast	Four tied with 1 ast	
Madison Greene - 6 stl	Elena Bertrand - 2 stl	Khamil Pierre - 5 stl	Claire McCowan - 2 stl	
Aiyana Mitchell - 1 blk	A. Melton/L. Pitta - 1 blk			

INDIVIDUAL LEADERS

POINTS	REBOUNDS	ASSISTS	STEALS	BLOCKS
Khamil Pierre - 17 pts	Vittoria Blashig - 15 pts	Mikayla Blakes - 16 pts	Ines Piper - 9 pts	
Khamil Pierre - 10 reb	Carla Brito - 9 reb	Jordyn Oliver - 7 reb	L'or Mputu - 6 reb	
Jordyn Oliver - 3 ast	Mama Dembele - 5 ast	Three tied with 1 ast	Three tied with 2 ast	
Janette Aarnio - 2 stl	A. Cater/S.Wyatt - 2 stl	Three tied with 1 stl	N. Burrell/N. Foster - 1 stl	
No Blocks	L'or Mputu - 6 blk		Fatou Diakite - 2 blk	

INDIVIDUAL LEADERS

POINTS	REBOUNDS	ASSISTS	STEALS	BLOCKS
M. Blakes/J. Moore - 16 pts	A. Cater/S.Wyatt - 8 pts	K. Pierre/M. Greene - 13 pts	Anovia Sheals - 7 pts	
Khamil Pierre - 10 reb	Khamil Pierre - 10 reb	Jordyn Oliver - 7 reb	La'Nya Foster - 4 reb	
I. Moore/M. Greene - 3 ast	L. Burrell/A. Sheals - 2 ast	Three tied with 2 ast	L. Foster/N. Simmons - 1 ast	
Mikayla Blakes - 3 stl	A. Cater/S.Wyatt - 2 stl	Three tied with 2 stl	N. Burrell/N. Foster - 1 stl	
Three tied with 2 blk	La'Nya Foster - 2 blk	M. Blakes/M. Greene - 1 blk		

GAME 2 Vanderbilt vs. Austin Peay

	1	2	3	4	TOTAL
V	16	10	4	7	37
V	24	28	26	15	93

DATE Nov. 8, 2024 **SITE** Memorial Gymnasium (Nashville, Tenn.)

TIPOFF 6:30 p.m. **END** 8:31 p.m. **ELAPSED** 2:01
ATTENDANCE 2,343

DORES RUN AWAY FROM GOVERNORS

NASHVILLE, Tenn. – The Vanderbilt women's basketball rolled to a second-straight victory over the 2024-25 season, as the Commodores collected a 93-37 win over Austin Peay Friday night at Memorial Gym.

Sophomore Khamil Pierre posted her second-consecutive double-double to begin her 2024-25 campaign, as she scored 13 points and pulled down 10 rebounds against the Governors. Pierre becomes the first Dore since Koi Love in 2020-21 to start a season with two-straight double-doubles. It was also Pierre's sixth career double-double at Vandy.

The win moves Vanderbilt to 2-0 on the year, while Austin Peay falls to 0-2. It marks the second-straight season that the Dores have won the first two games of a season. The Commodores also improve to 26-5 against nonconference foes at Memorial Gym under head coach Shea Ralph. Vandy moved to 18-1 all-time against APSU, as the Dores have won 18-straight games against the Govs.

Pierre led a quartet of double-digit scorers for the Commodores on Friday's victory. She was joined by senior Iyana Moore and freshman Mikayla Blakes, who each scored a game-high 16 points. Moore's 16-point effort extended her double-digit scoring streak to nine games dating back to last season. Sophomore Madison Greene registered a team-best 13 points off the bench in a career-high 30 minutes of action. Greene and Moore each dished out a game-best three assists, while Blakes paced the Vandy with three steals.

Vanderbilt used a 24-0 run that started at the 1:46 mark of the second quarter and ended with 6:27 left to play in the third to put the Govs away for good. The Commodores scored the final 11 points of the second quarter, then registered the first 13 points of the third stanza.

Vanderbilt's extended run turned a 15-point lead into a 39-point advantage for the Dores.

The Vandy defense locked up Austin Peay over the final two frames, as the Commodores allowed 11 points over the final 20 minutes of play. Vanderbilt held APSU to four points in the third quarter. That marks the lowest point total allowed by the Commodores in a stanza since last season's contest at Butler, where Vandy held the Bulldogs to four second-quarter points.

The Dores shot 45.1 percent from the floor Friday while holding the Governors to a 28.8 field goal percentage. Vanderbilt scored 42 points in the paint and forced Austin Peay into 25 turnovers that turned into 33 points.

BOX SCORE

NO. NAME	MIN	FG	3P	FT	REBOUNDS	FOULS	TP	AS	TS	ST	BLK	PTS	SHOOTING BY PERIOD
		M/A	M/A	M/A	OR DR TOT	PF	PP	AS	TO	ST	BS		
20 Sa'Miya Wyatt	F 23:16	4/7	0/0	0/2	1	0	1	3	1	9	0	2	1
34 Jerry Nambere	F 16:21	0/3	0/0	1/2	2	1	3	2	1	0	0	0	2
2 Nayrah Simmons	G 18:17	2/4	1/1	0/0	0	0	2	1	5	1	0	0	3
5 Abby Cator	G 23:18	4/7	0/1	0/0	1	2	3	0	8	1	2	0	3
10 La'Nya Foster	G 21:47	1/4	1/2	0/0	0	1	4	2	3	0	1	2	0
3 Anvia Sheals	G 18:46	0/3	0/2	0/2	0	1	2	0	0	0	0	0	0
4 Anovia Sheals	G 27:53	3/13	0/4	1/4	0	5	3	3	7	2	6	0	3
02 Niesha Bertell	G 18:20	0/3	0/0	2/4	1	2	3	4	2	1	1	0	2
22 Jeane Bransma	G 12:47	0/1	0/0	0/0	1	1	4	0	0	0	0	0	0
15 Briana Tomasko	G 16:08	1/4	1/4	0/0	0	0	1	0	3	0	0	0	0
21 Rose Armouthe	G 02:45	0/1	0/1	0/0	0	0	0	0	0	0	0	0	0
Team													
Totals		15-52	0-14	4-14	8	20	38	27	10	3	2	6	35

BOX SCORE

NO. NAME	MIN	FG	3P	FT	REBOUNDS	FOULS	TP	AS	TS	ST	BLK	PTS	SHOOTING BY PERIOD
		M/A	M/A	M/A	OR DR TOT	PF	PP	AS	TO	ST	BS		
10 Jane Nwabia	F 20:50	4/0	0/2	1/1	3	7	1	2	9	0	2	2	1
12 Khamil Pierre	F 18:11	5/9	0/0	3/5	3	7	10	0	4	12	0	0	1
1 Mikayla Blakes	G 15:31	5/8	2/4	4/5	2	1	3	6	16	1	2	1	0
11 Jordyn Oliver	G 22:60	1/4	0/0	2/2	2	5	7	1	2	4	1	0	0
23 Iyana Moore	G 24:23	5/10	1/3	5/6	1	2	3	3	16	2	2	0	0
4 Madison Greene	G 30:15	1/0	1/1	1/1	1	3	4	2	6	3	0	1	0
14 Ayana Mitchell	G 16:19	2/4	0/0	1/2	2	2	2	2	2	2	0	0	0
24 Aja Makurat	G 17:21	2/5	2/5	0/0	4	4	1	0	6	2	1	0	0
5 Letitia Kapinus	G 21:15	3/8	0/1	1/1	2	4	6	1	7	1	1	2	0
2 Jada Brown	G 06:06	0/1	0/1	0/0	1	2	2	1	1	0	0	0	0
30 Trinity Wilson	G 05:09	2/4	0/0	0/2	2	1	1	1	4	0	0	0	0
Team													
Totals		32-71	6-17	23-30	21	34	55	15	27	30	8	2	59

INDIVIDUAL LEADERS

POINTS	REBOUNDS	ASSISTS	STEALS	BLOCKS
M. Blakes/J. Moore - 16 pts	A. Cater/S.Wyatt - 8 pts	K. Pierre/M. Greene - 13 pts	Anovia Sheals - 7 pts	
Khamil Pierre - 10 reb	Khamil Pierre - 10 reb	Jordyn Oliver - 7 reb	La'Nya Foster - 4 reb	
I. Moore/M. Greene - 3 ast	L. Burrell/A. Sheals - 2 ast	Three tied with 2 ast	L. Foster/N. Simmons - 1 ast	
Mikayla Blakes - 3 stl	A. Cater/S.Wyatt - 2 stl	Three tied with 2 stl	N. Burrell/N. Foster - 1 stl	
Three tied with 2 blk	La'Nya Foster - 2 blk	M. Blakes/M. Greene - 1 blk		

INDIVIDUAL LEADERS

POINTS	REBOUNDS	ASSISTS	STEALS	BLOCKS
Khamil Pierre - 17 pts	Vittoria Blashig - 15 pts	Mikayla Blakes - 16 pts	Ines Piper - 9 pts	
Khamil Pierre - 10 reb	Carla Brito - 9 reb	Jordyn Oliver - 7 reb	L'or Mputu - 6 reb	
Jordyn Oliver - 3 ast	Mama Dembele - 5 ast	Three tied with 1 ast	Three tied with 2 ast	
Janette Aarnio - 2 stl	A. Cater/S.Wyatt - 2 stl	Three tied with 1 stl	N. Burrell/N. Foster - 1 stl	
No Blocks	L'or Mputu - 6 blk		Fatou Diakite - 2 blk	

INDIVIDUAL LEADERS

POINTS	REBOUNDS	ASSISTS	STEALS	BLOCKS
M. Blakes/J. Moore - 16 pts	A. Cater/S.Wyatt - 8 pts	K. Pierre/M. Greene - 13 pts	Anovia Sheals - 7 pts	

GAME RECAPS

GAME 4 Vanderbilt vs. Butler

	1	2	3	4	TOTAL
	8	12	16	16	52
	17	20	22	22	81

DATE Nov. 17, 2024 SITE Memorial Gymnasium (Nashville, Tenn.)

TIPOFF 2:00 p.m. END 3:45 p.m. ELAPSED 1:45
ATTENDANCE 2,615

DORES CAGE BULLDOGS

NASHVILLE, Tenn. – The duo of freshman Mikayla Blakes and sophomore Khamil Pierre sparked the Vanderbilt women's basketball team to an 81-52 win over Butler on Sunday to kick off a three-game homestand at Memorial Gymnasium.

The Commodore underclassmen outscored Butler by a point, as they combined to register 53 points against the Bulldogs. Blakes registered a career-high 29 points in Sunday's win, while Pierre chipped in 24 points. They are the first set of Vandy women's basketball players to score 20 points in a game since Jan. 7, 2024, when Jordyn Cambridge (24 points) and Iyana Moore (20 points) accomplished the feat against Florida at Memorial Gym.

The win improves Vanderbilt to 4-0 on the year, as the Dores handed the Bulldogs, who are now 3-1, their first loss of the 2024-25 campaign.

Blakes' 29-point performance against Butler is tied for the fifth-most points scored by a Vanderbilt freshman in a game. She matches with Kady Schram (vs. LSU, Jan. 29, 2012), Barbara Brackman (vs. Duke, March 13, 1982), and Harriet Brumfield (at Delta State, Feb. 20, 1982, and vs. Northwestern, Nov. 27, 1981). Blakes also extends her double-digit scoring streak to four games to open her Vanderbilt career.

Pierre had a 24-point performance to extend her double-digit scoring streak to seven games dating back to last season. The 6-2 forward pulled down a game-high eight rebounds, bringing her three-game double-double streak to an end. It is the third time in Pierre's collegiate career that she has scored 20 or more points in a game. She also collected a game-best four steals against the Bulldogs.

The Commodores shot 50.9 percent from the field on Sunday while limiting Butler to a 38.3 percent success rate from the floor. The Dores hit a season-high eight 3-pointers in the win and held a 33-25 edge on the glass. Vandy forced Butler into 30 turnovers, which turned into 41 points for the Commodores.

BOX SCORE

NO. Name	Min	FG	3P	FT	Rebounds		Fouls		TP	AS	TO	ST	Blocks	PTS	FF	PF	Shooting By Period	
					OR	DR	OR	DR										
24 Cristian Carter	F 17:34	2-4	0-0	1-2	2	1	3	2	2	0	1	0	0	11	0	1	FF	60%
1 Karijyn Norman	G 14:51	0-4	0-2	0-0	0	0	0	0	0	0	2	0	0	0	0	0	FF	0%
2 Riley Makulasky	G 20:28	0-1	0-0	2-2	1	1	2	3	2	0	0	0	0	27	0	0	FF	50%
11 Kiyon McGill	G 25:42	2-7	0-3	1-2	2	2	4	1	3	1	5	2	0	0	0	0	FF	33%
21 Caroline Strande	G 22:23	0-13	0-7	0-0	0	3	0	3	2	0	0	0	0	0	0	0	FF	0%
12 Lily Carmody	15:56	2-6	0-1	0-0	0	0	0	0	3	1	6	4	0	0	0	0	FF	33%
3 Ari Wiggins	19:24	3-4	1-1	1-2	0	0	0	1	1	0	4	3	0	0	0	0	FF	25%
32 Sydney Jaynes	13:17	0-1	0-0	0-0	1	1	2	0	0	0	0	0	0	0	0	0	FF	0%
14 Jocelyn Land	14:12	0-4	0-2	2-2	1	0	1	0	2	2	1	1	0	0	0	0	FF	0%
10 Lily Zaitraia	17:34	1-3	1-2	0-0	0	0	2	1	3	0	1	1	1	0	0	0	FF	50%
21 Lily Steward	09:09	0-0	0-0	0-0	0	0	3	1	1	2	0	0	0	0	0	0	FF	0%
Team		2-5	7	7	0	0	2	0	2	0	2	0	0	0	0	0	GM	50%
Totals	18:47	8-18	8-11	19	25	16	16	52	12	30	12	0	2	20	0	0	GM	50.9%

NO. Name	Min	FG	3P	FT	Rebounds		Fouls		TP	AS	TO	ST	Blocks	PTS	FF	PF	Shooting By Period	
					OR	DR	OR	DR										
10 Janae Nwabia	F 25:51	3-4	3-3	0-0	2	4	2	1	1	1	1	1	0	11	0	1	FF	100%
12 Khamil Pierre	F 22:16	8-15	0-1	6-8	2	6	8	4	24	3	14	0	0	19	0	0	FF	66%
1 Mikayla Blakes	G 35:34	8-19	4-9	7-8	1	2	3	6	29	2	3	0	0	22	0	0	FF	47%
4 Madison Greene	G 20:20	0-2	0-0	0	2	2	3	1	0	1	5	3	0	0	0	0	FF	0%
11 Jordyn Oliver	G 22:48	1-3	0-0	0-0	1	2	3	2	1	0	1	2	0	0	0	0	FF	0%
13 Justine Piessott	14:22	1-4	0-2	2-2	4	6	2	2	4	1	2	0	0	0	0	0	FF	50%
14 Aiyana Mitchell	14:11	3-5	0-0	1-1	4	1	5	0	1	1	3	0	0	0	0	0	FF	60%
5 Leilani Kapinus	19:58	2-3	0-0	0-0	0	0	0	0	1	0	2	3	1	0	0	0	FF	75%
24 Aga Makurat	07:12	1-1	0-0	0-0	0	0	0	0	0	1	1	0	0	0	0	0	FF	0%
30 Trinity Wilson	02:31	0-0	0-0	0-0	0	0	0	0	0	0	0	0	0	0	0	0	FF	0%
Team		29-57	8-18	15-19	13	25	16	16	52	12	30	12	0	20	0	0	GM	50.9%

Biggest lead	BUTLER		VANDY		Points from Turnovers	BUTLER	VANDY	Period by Period Scoring
	1st	2nd	3rd	4th				
Best Scoring Run	0 (1st 10:00)	15 (4th 3:55)	2	3	15	41	14	11
Lead Changes	0	7	10	10	10	10	10	10
Times Tied	1	7	7	13	7	13	7	13
Time with Lead	00:00	37:08	18	17	18	17	18	17

INDIVIDUAL LEADERS

Points	BUTLER		VANDY	
	1st	2nd	3rd	4th
Mikayla Blakes - 29 pts <td>Elena Bertrand - 16 pts <td>Khamil Pierre - 24 pts <td>Molly Heard - 9 pts <td>Khamil Pierre - 8 reb</td> </td></td></td>	Elena Bertrand - 16 pts <td>Khamil Pierre - 24 pts <td>Molly Heard - 9 pts <td>Khamil Pierre - 8 reb</td> </td></td>	Khamil Pierre - 24 pts <td>Molly Heard - 9 pts <td>Khamil Pierre - 8 reb</td> </td>	Molly Heard - 9 pts <td>Khamil Pierre - 8 reb</td>	Khamil Pierre - 8 reb
Khamil Pierre - 8 reb	Justine Piessott - 6 reb	Jordyn Oliver - 6 ast	Khamil Pierre - 3 ast	Khamil Pierre - 4 stl
Khamil Pierre - 4 stl	Three tied with 3 stl	L. Kapinus/J. Nwabia - 1 blk	No Blocks	

GAME 5 Vanderbilt vs. Hampton

	1	2	3	4	TOTAL
	21	7	4	13	45
	23	28	25	18	94

DATE Nov. 20, 2024 SITE Memorial Gymnasium (Nashville, Tenn.)

TIPOFF 6:30 p.m. END 8:11 p.m. ELAPSED 1:41
ATTENDANCE 2,353

DORES SINK LADY PIRATES

NASHVILLE, Tenn. – The Vanderbilt women's basketball team rolled to a 94-45 victory over Hampton Wednesday night at Memorial Gymnasium, as the Commodores remain perfect at 5-0 to open the 2024-25 season.

With the win, Vanderbilt improves to 5-0 for the third year in a row. It marks the first time in program history that the Dores have opened three consecutive seasons at 5-0. The loss drops Hampton to 1-3 overall this season.

The Commodores got off to a slow start but used a 51-7 run between the second and third quarters that broke a 23-23 tie and gave Vandy a 44-30 advantage. The Dores held the Lady Pirates scoreless for 7:05 of game time and rolled off 26 straight points during the stretch to post its longest-scoring run of the season. It is also the second time that Vanderbilt has scored 20-plus points in a row this season, as the Commodores put up 24 straight points against Austin Peay on Nov. 8.

Freshman Mikayla Blakes turned in another spectacular performance. She scored a game-high 22 points and dished out a career-best eight assists to go along with three steals. Blakes, who was named the SEC Freshman of the Week for the first time in her career earlier this week, is the only Commodore since at least 2009-10 to register at least 15-plus points and two or more steals in each of their first five games at Vanderbilt.

Sophomore Khamil Pierre collected her fourth double-double of the season with a 15-point, 12-rebound effort against the Lady Pirates. The 6-2 forward was one of four double-digit scorers for the Commodores in Wednesday's victory. Senior Iyana Moore returned from a one-game absence and scored 12 points, going 5-of-10 from the floor. Sophomore Madison Greene chipped in 11 points off the bench after starting in the last two games in Moore's place. Greene has now scored double-digit points in all three games she has come off the bench this season.

Vanderbilt shot 54.3 percent from the field. It is the third time that the Commodores have shot over 50 percent from the floor in 2024-25. The Dores held Hampton to 36.7 percent from the floor and allowed a season-low three 3-point field goals. Vandy forced HU into 24 turnovers, which the Commodores turned into 36 points.

BOX SCORE

NO. Name	Min	FG	3P	FT	Rebounds		Fouls		TP	AS	TO	ST	Blocks	PTS	FF	PF	Shooting By Period	
					OR	DR	OR	DR										
24 Astia Dabo	F 25:07	5-7	2-3	0-0	1	3	4	1	1	0	2	0	0	0	0	0	FF	66%
43 Afrina Nikishina	C 08:58	1-3	0-0	0-0	0	0	0	0	0	0	2	0	0	0	0	0	FF	12%
0 CeCe Thomas	G 23:15	2-6	1-1	0-0	0	0	0	0	1	0	5	3	0	0	0	0	FF	33%
1 La'Asia Foreman	C 27:37	2-6	0-0	0-0	1	4	6	2	4	0	4	0	0	0	0	0	FF	25%
22 Amayah Reeves	G 33:10	1-5	0-2	2-4	1	3	4	5	4	3	2	0	0	0	0	0	FF	0%
10 Tyra Kennedy	20:24	0-5	0-0	0-0	0	0	0	0	0	1	0	1	0	0	0	0	FF	0%
3 Jeneae Dubin	24:46	5-8	0-0	2-2	1	5	6	1	12	1	2	2	0	1	0	0	FF	62%
5 Diamond Wiggins	08:26	1-3	0-0	0-0	0	0	0	0	0	0	2	0	0	0	0	0	FF	0%
25 Tiani Abrams	09:48	0-4	0-0	0-0	0	0	0	0	0	0	1	0	0	0	0	0	FF	0%
2 Makala Cobb	07:08	0-1	0-0	0-0	0	0	0	0	0	0	2	0	0	0	0	0	FF	0%
21 Casey Miller	11:27	1-2	0-0	2-2	0	1	2	1	2	1	0	1	0	0	0	0	FF	0%
Team		2	2	4	0	0	0	0	0	0	0	0	0	0	0	0	GM	36.7%
Totals	18:40	3-12	0-6	6	18	24	15	15	22	11	23	11	0	45	0	0	GM	36.7%

NO. Name	Min	FG	3P	FT	Rebounds		Fouls		TP	AS	TO	ST	Blocks	PTS	FF	PF	Shooting By Period	
					OR	DR	OR	DR										
10 Janae Nwabia	F 15:51	3-5	2-2	2-2	2	2	2	1	1	1	2	1	0	0	0	0	FF	100%
12 Khamil Pierre	F 22:30	7-14	0-0	6	6	12	2	4	15	1	3	0	0	0	0	0	FF	50%
1 Mikayla Blakes	G 29:14	9-14	1-5	3-5	1	3	2	4	22	8	3	0	0	47	0	0	FF	70%
11 Jordyn Oliver	G 18:18	2-4	0-0	0-0	2	1	3	0	1	4	3	1	0	0	0	0	FF	50%
23 Iyana Moore	G 22:16	5-10	2-7	0-0	0	3	3	0	1	1	1	0	0	0	0	0	FF	60%
4 Madison Greene	22:50	4-8	1-2	2-2	0	2	3	2	11	1	1	0	0	0	0	0	FF	50%
5 Leilani Kapinus	17:22	3-4	1-1	2-2	0	2	2	1	9	5	1	2	0	0	0	0	FF	75%
14 Aiyana Mitchell	12:33	2-2	0-0	0-0	1	1	0	0	4	1	0	0	0	0	0	0	FF	50%
24 Aga Makurat	16:30	2-5	2-5	0-0	1	4	5	0	1	6	1	0	0	0	0	0	FF	75%
11 Justine Piessott	08:51	1-5	1-3	0-0	1	1	2	0	0	0	0	1	0	0	0	0	FF	20%
2 Jada Brown	05:57	0-0	0-0	0-0	1	2	0	0	0	0	0	0	0	0	0	0	FF	0%
30 Trinity Wilson	05:57	0-0	0-0	0-0	0	0	0	0	0	0	1	0	0	0	0	0	FF	0%
Team		38-70	8-25	10-12	15	25	40	11	54	12	11	6	0	94	0	0	GM	54.3%

GAME RECAPS

GAME 10 Vanderbilt at Miami

	1	2	3	4	TOTAL
	23	23	23	19	88
	13	18	24	15	70

DATE Dec. 4, 2024 **SITE** Watsco Center (Coral Gables, Fla.)

TIPOFF 4:00 p.m. **END** 5:55 p.m. **ELAPSED** 1:55
ATTENDANCE 2,107

DORES BREAK UP HURRICANES

CORAL GABLES, Fla. - Freshman Mikayla Blakes recorded her second-straight 20-plus point performance, while sophomore Khamil Pierre recorded her seventh double-double of the season Wednesday night in an 88-70 win at Miami as part of the SEC/ACC Challenge.

The duo of Blakes and Pierre combined to score 54 points against the Hurricanes. Pierre matched her career-best with a 28-point performance, while Blakes registered 26 points. It is the fourth time this season that the duo has scored over 20 points apiece in a game.

With the win, Vanderbilt improves to 9-1 on the year. The Commodores hand the Hurricanes their first loss of the 2024-25 campaign, as Miami now stands at 7-1 overall.

Pierre equalled her career-best performance of 28 points, which she first registered at Georgia on Feb. 11, 2024, as a freshman. The 6-2 forward also pulled down a game-best 13 rebounds to post her seventh double-double of the season, which is the second-most in all of NCAA Division I. It was her sixth game of the year with 20 or more points, while she added a team-best four steals to her stat line.

Blakes registered 26 points in the victory. It is Blakes' sixth game with 20 or more points this season, as her 26-point performance marks the 12th-most points scored in a game by a Vanderbilt freshman.

Senior Iyana Moore, who scored her 1,000th career point at Vandy in her last contest, registered 13 points in the win. It is Moore's 50th career game, scoring double-digit points at Vanderbilt. She also handed out a season-high seven assists. Graduate student Jordyn Oliver pulled down a season-best nine rebounds as the Commodores outrebound Miami 36-24.

The Commodores hit nine 3-point field goals on Wednesday, led by Blakes' five makes behind the arc, which ties her career-best performance. Vanderbilt shot an even 50 percent from the field, while Miami posted a 52.8 percent success rate from the field. The Dores forced Miami into 21 turnovers, which turned into 27 Vandy points.

BOX SCORE

Vanderbilt - 88	Record: 9-1												
	NO.	Name	Min	FG	3P	FT	Rebounds	Fouls	TP	AS	TS	Blocks	±
10	Jane Nwabia	35:01	1-3	0-2	0-0	1-1	2-2	0	2	1	0	0	0
12	Khamil Pierre	35:45	11-17	6-9	6-8	8-5	13-3	5	28	0	0	0	19
1	Mikayla Blakes	37:14	10-25	1-4	1-2	0-1	1-2	5	28	3	0	0	11
11	Jordyn Oliver	37:26	1-3	0-0	3-6	0-0	0-0	2	4	2	0	0	19
23	Iyana Moore	35:21	4-11	3-6	2-2	1-3	2-3	3	13	7	0	0	19
5	Lailani Kapinus	22:32	3-7	2-3	3-1	4-4	3	2	0	1	0	1	10
4	Madison Greene	19:50	3-4	1-1	0-0	0-0	0-0	1	7	3	0	0	9
14	Aiyana Mitchell	02:11	1-1	0-0	0-0	0-0	2-2	0	0	1	0	0	-3
Team													
Totals													

Miami (FL) - 70															
NO.	Name	Min	FG	3P	FT	Rebounds	Fouls	TP	AS	TS	Blocks	±	Shooting By Period		
													1st	2nd	
21	Natalija Marshall	15:00	2-5	0-1	1-1	1-3	4-2	2	1	5	0	0	0	10	47%
44	Cameron Williams	27:28	7-10	0-0	1-4	5-3	4	14	1	2	0	0	0	19	70%
4	Jasmyne Roberts	30:40	9-14	1-4	2-3	3-4	10	3	5	4	0	1	2	13	63%
14	Haley Cavinder	30:21	5-12	0-0	3-4	0-4	0-0	10	3	0	0	0	16	50%	
15	Hanna Cavinder	27:43	3-4	0-0	0-0	1-1	0-8	2	2	0	0	0	19	0%	
17	Lemayah Hyton	05:18	1-2	0-0	0-0	1-0	0-0	0	2	0	0	0	13	50%	
16	Daniela Abies	05:09	0-0	0-0	0-2	1-1	0-0	0	0	0	0	0	1	0%	
9	Ahmay Adams	17:33	0-1	0-0	1-2	5-0	0	0	1	2	1	0	-5	0%	
8	Caroline Rogers	14:05	1-3	1-3	2-2	0-1	0-2	5	1	2	0	0	10	33%	
42	Lash Harrison	18:42	1-2	1-1	0-0	0-0	1-0	3	1	1	0	0	10	50%	
Team															
Totals															

Biggest lead	VAN		MIA		Points from Turnovers	VAN		MIA		Period by Period Scoring	
	20	(4 th 1:30)	0	(1 st 10:00)		Paint	23	23	23		18
Best Scoring Run	9	(2 nd 1:46)	6	(0 th 9:07)	0	2	23	23	18	100% (0/0)	
Lead Changes	0		0		2						
Times Tied	0		1		3	2					
Time with Lead	38:33	00:00	Bench	17	11	MIA	13	18	24	15	70

INDIVIDUAL LEADERS

Points	VAN		MIA	
	Khamil Pierre - 28 pts	Jasmyne Roberts - 19 pts	Mikayla Blakes - 26 pts	Cameron Williams - 14 pts
Rebounds	Khamil Pierre - 13 reb	Cameron Williams - 5 reb	Jordyn Oliver - 9 reb	N. Marshall/Hal. Cavinder - 4 reb
Assists	Iyana Moore - 7 ast	Haley Cavinder - 5 ast	Jordyn Oliver - 4 ast	Jasmyne Roberts - 4 ast
Steals	Khamil Pierre - 4 stl	Jasmyne Roberts - 4 stl	Iyana Moore - 2 stl	Lemayah Hyton - 2 stl
Blocks	Iyana Moore - 1 blk	Daniela Abies - 1 blk		

GAME 11 Vanderbilt vs. Evansville

	1	2	3	4	TOTAL
	12	8	11	9	40
	34	24	28	20	106

DATE Dec. 14, 2024 **SITE** Memorial Gymnasium (Nashville, Tenn.)

TIPOFF 2:00 p.m. **END** 3:55 p.m. **ELAPSED** 1:55
ATTENDANCE 2,599

PIERRE'S RECORD-SETTING EFFORT LIFTS DORES PAST EVANSVILLE

NASHVILLE, Tenn. - Sophomore Khamil Pierre set the Vanderbilt women's basketball single-game scoring record on Saturday, registering 42 points in a 106-40 win over Evansville, as the Commodores improve to 10-1 on the year.

Pierre put on one of the most memorable performances in Vanderbilt women's basketball history, as she posted 42 points, 18 rebounds, and eight steals in the win over the Purple Aces. Her 42-point performance set a new program record for most points scored in a single game, passing the previous mark of 41 points shared by Chantelle Anderson (Feb. 8, 2001) and Cijah Harbison (Jan. 29, 2023).

Vanderbilt improves to 10-1 overall on the year, as the 66-point win over Evansville is tied for the sixth-largest margin of victory in program history. The Dores have now won 18-straight home games against nonconference foes.

The 42 points and 18 rebounds against the Purple Aces establishes career highs for Pierre in each category. Pierre's combined 60 points and rebounds are the most collected by a Vanderbilt women's basketball player in a game in program history. Her 42-point performance on Saturday also extends the 6-2 forward's career-long double-digit scoring streak to 13 games dating back to last season. Pierre also registers her eighth double-double of the season, which is tied for the sixth-most in a season since 1999-00.

The Phoenix, Arizona, native got her day started with a bang, as she scored 20 points in the first quarter. Pierre's performance in the opening frame on Saturday marked the most points scored by a Commodore in the first quarter in program history. Additionally, Pierre ties Marnelle Garrau's program record for most points scored in any quarter, which was set on Jan. 16, 2023, in the fourth quarter at Arkansas.

For Pierre, her eight steals against Evansville established a new career-high mark, while it is tied for the sixth-most steals in a game in program history.

The Commodores broke the century mark for the third time this season, as the 106 points are the most scored in a game this season. It is also the most points Vanderbilt has scored in a game since Nov. 25, 2019, in a 106-55 win at Tennessee State. The 106 points are the most points registered by the Dores at Memorial Gym since Nov. 26, 2010, when Vandy posted a 111-53 victory over Quinnipiac.

Reigning SEC Freshman of the Week, Mikayla Blakes scored 20 or more points for the seventh time this season with a 22-point performance against Evansville. The three-time SEC Freshman of the Week extended her double-digit scoring streak to 11 games to begin her Vanderbilt career. Graduate student Lailani Kapinus also posted a double-double in the win, as she pulled down a season-high 11 rebounds to go along with 10 points off the bench. It is Kapinus' second double-double of the season, while it is the 13th of her career. Senior Iyana Moore's 10-point effort pushes her double-digit scoring streak to four games. Moore's 10 points moved into 38th place on Vanderbilt's all-time scoring list with 1,025 points.

BOX SCORE

Vanderbilt - 106	Record: 10-1												
	NO.	Name	Min	FG	3P	FT	Rebounds	Fouls	TP	AS	TS	Blocks	±
10	Jane Nwabia	15:30	1-5	0-3	0-0	1-0	1-0	0	2	2	0	0	17
12	Khamil Pierre	37:32	19-28	0-0	4-6	9-10	18	4	7	42	1	8	1
1	Mikayla Blakes	36:07	7-19	1-4	2-2	2-2	3-4	1	4	2	0	0	14
11	Jordyn Oliver	24:38	3-4	0-0	2-2	2-2	4-6	1	1	2	0	0	43
23	Iyana Moore	20:25	3-10	1-7	3-4	0-1	1-4	2	10	3	0	0	1
4	Madison Greene	21:51	1-6	0-2	2-2	3-3	1	4	1	1	0	0	4
5	Lailani Kapinus	22:19	5-9	0-1	0-0	6-5	11	2	10	2	2	0	41
14	Aiyana Mitchell	02:17	2-3	0-0	0-0	1-3	4-4	1	1	4	0	0	18
24	Apa Mikauri	07:45	0-3	0-3	0-0	2-2	0-0	0	0	0	0	0	6
9	Justine Pissotti	07:29	1-3	0-1	0-0	1-1	0-0	0	0	0	0	0	11
2	Jack Brown	06:19	1-1	0-0	0-0	0-0	0-0	0	2	0	0	0	4
30	Troy Wilson	02:48	1-3	0-1	0-0	1-1	0-0	0	0	2	0	0	21
Team													
Totals													

Biggest lead	VAN		EVA		Points from Turnovers	VAN		EVA		Period by Period Scoring
	31	(1 st 8:49)	0	(4 th 1:45)		Paint	20	7	14	
Best Scoring Run	13	(1 st 5:22)	10	(2 nd 7:17)	0	2	23	23	10	100% (0/0)
Lead Changes	0		0		2					
Times Tied	0		0		2					
Time with Lead	02:02	0	37:32		Bench	9	24	28	20	106

Points	VAN		EVA	
	Khamil Pierre - 42 pts	Camryn Runner - 11 pts	Mikayla Blakes - 22 pts	Logan Luebbers-Palmer - 9 pts
Rebounds	Khamil Pierre - 18 reb	Maggie Hartwig - 10 reb	Lailani Kapinus - 11 reb	Tamesha Dozier - 6 reb
Assists	M. Blakes/I. Moore - 3 ast	Julia Palomo - 4 ast	L. Kapinus/J. Nwabia - 2 ast	Claudia Clement - 3 ast
Steals	Khamil Pierre - 8 stl	Tamesha Dozier - 1 stl	Lailani Kapinus - 5 stl	Avery Kelley - 1 stl
Blocks	Aiyana Mitchell - 2 blk	Avery Kelley - 1 blk	I. Moore/L. Kapinus - 1 blk	Camryn Runner - 1 blk

INDIVIDUAL LEADERS

Points	VAN		EVA	
	Khamil Pierre - 42 pts	Camryn Runner - 11 pts	Mikayla Blakes - 22 pts	Logan Luebbers-Palmer - 9 pts
Rebounds	Khamil Pierre - 18 reb	Maggie Hartwig - 10 reb	Lailani Kapinus - 11 reb	Tamesha Dozier - 6 reb
Assists	M. Blakes/I. Moore - 3 ast	Julia Palomo - 4 ast	L. Kapinus/J. Nwabia - 2 ast	Claudia Clement - 3 ast
Steals	Khamil Pierre - 8 stl	Tamesha Dozier - 1 stl	Lailani Kapinus - 5 stl	Avery Kelley - 1 stl
Blocks	Aiyana Mitchell - 2 blk	Avery Kelley - 1 blk	I. Moore/L. Kapinus - 1 blk	Camryn Runner - 1 blk

GAME 12 Vanderbilt at Dayton

	1	2	3	4	TOTAL
	33	13	13	21	80
	15	24	17	10	66

DATE Dec. 19, 2024 **SITE** UD Arena (Dayton, Ohio)

TIPOFF 6:02 p.m. **CT END** 7:43 p.m. **ELAPSED** 1:41
ATTENDANCE 1,632

DORES FLYOVER DAYTON

DAYTON, Ohio - Sophomore Madison Greene made the most of her return to her home state, as the guard registered a career-high 25 points off the bench in an 80-66 win at Dayton on Thursday night.

Greene, a native of Columbus, Ohio, recorded the 12th 20-plus point performance of her collegiate career in her return to the Buckeye State. Her 25 points off the bench marked the first time that a Dore scored at least 25 points in a reserve role since Erin Whalen's 25-point performance vs. No. 10-ranked South Carolina on Jan. 18, 2018. It is Greene's seventh game this season with double-digit points, while it is the sixth time she has scored 10-plus points off the bench this season.

With the win, Vanderbilt improves to 11-1 on the year, while Dayton falls 6-5. The Commodores collect their seventh-straight road win with the victory over the Flyers, a streak that dates back to last season.

Greene was one of four double-digit scorers for Vanderbilt on Thursday night. Freshman Mikayla Blakes tallied 16 points and collected a game-high five steals. Blakes' performance vs. the Flyers pushed her double-digit scoring streak to 12 games to open her Vanderbilt career.

Sophomore Khamil Pierre extended her double-digit scoring streak to 14 games with a 14-point, 10-rebound effort. It is Pierre's eighth double-double of the season, which is second in all of NCAA Division I. Senior Iyana Moore matched Pierre with 14 points of her own. Moore's 14-point performance gives her 1,039 career points, which puts her in a tie for 35th on Vanderbilt's all-time scoring list with Chelsie Hall.

As a team, the Commodores shot 38.2 percent from the field, while Dayton connected on 49.1 percent on its shots. Vanderbilt forced the Flyers into 26 turnovers and collected 16 steals, 10 of which came in the first quarter. Vandy hit nine 3-point field goals in the victory, with seven coming in the opening stanza. The Commodores outscored Dayton 32-7 in points off turnovers.

BOX SCORE

Vanderbilt - 80	Record: 11-1												
	NO.	Name	Min	FG	3P	FT	Rebounds	Fouls	TP	AS	TS	Blocks	±
10	Jane Nwabia	11:38	1-2	0-1	1-1	1-1	2-2	0	0	0	0	0	4
12	Khamil Pierre	35:21	7-19	0-0	5-5	10-10	2-2	10	4	0	0	0	19
1	Mikayla Blakes	35:50	6-17	2-8	2-2	1-0	4-4	16	3	0	0	1	19
11	Jordyn Oliver	38:20	2-4	0-0	2-2	3-2	5-5	2	6	7	1	3	18
23	Iyana Moore	38:39	5-16	4-9	0-0	0-3	2-2	14	4	3	1	0	8
4	Madison Greene	31:51	7-14	3-7	8-10	3-2	2-2	6	6	0	0	0	22
5	Lailani Kapinus	11:25	0-3	0-1	0								

GAME RECAPS

GAME 13 Vanderbilt vs. West Georgia

	1	2	3	4	TOTAL
	14	13	25	16	68
	24	35	20	24	103

DATE Dec. 21, 2024 SITE Memorial Gymnasium (Nashville, Tenn.)

TIPOFF 11:00 a.m. END 12:43 p.m. ELAPSED 1:43
 ATTENDANCE 2,634

DORES OUTRUN WOLVES

NASHVILLE, Tenn. – The Vanderbilt women's basketball team broke the 100-point plateau for the fourth time this season as the Commodores collected a 103-68 win over West Georgia on Saturday afternoon at Memorial Gymnasium.

The Commodores got a 20-plus point performance from freshman Mikayla Blakes and sophomore Khamil Pierre for the sixth time this season. Blakes registered a game-high 24 points to extend her double-digit scoring streak to 13 games to begin her Vanderbilt career. Meanwhile, Pierre registered her fourth-straight double-double, 10th overall this season. The 6-2 forward has collected a double-double in six of her last seven games, as her 10 double-doubles overall are the fifth-most collected by a Commodore in a single season in program history. Blakes and Pierre are the only pair of teammates in NCAA Division I, both on the men's side and women's side, to average over 20.0 points per game this season.

With the victory, Vanderbilt improves to 12-1 on the year, while West Georgia falls to 5-5. The Dores have now won 19-straight home games against nonconference teams dating back to the 2022-23 campaign. The Commodores led from start to finish against the Wolves, as Vandy collected its ninth-straight victory overall at Memorial Gymnasium. Additionally, it is Vanderbilt's sixth victory of 35 or more points during the 2024-25 campaign.

Senior Iyana Moore registered 16 points to extend her double-digit scoring streak to six games. Moore's performance against West Georgia moved her to No. 34 on Vanderbilt's all-time scoring list, as she now has 1,055 career points, one point away from moving into 33rd on the list. Graduate student Leilani Kapinus rounded out a quartet of double-digit scorers for the Commodores, scoring 10 points off the bench.

The Dores shot 48.8 percent from the field while limiting West Georgia to a 36.8 percent clip in field goal percentage. Vanderbilt forced 26 turnovers and collected 17 steals in the win, as the Commodores outscored UWG, 37-16, in points off turnovers. Vandy has now collected 16 or more steals in each of its last three contests.

BOX SCORE

West Ga. - 68											
Record: 5-5											
NO. Name	Min	FG	3P	FT	Rebounds	Fouls	TP	AS	TS	Blocks	Shooting By Period
		M/A	M/A	M/A	OR	DR	OR	DR	OR	DR	1
12 Destiny Jones	28:19	2-6	0-0	0-2	4	9	2	4	0	4	1
14 Arianna Blake	22:09	5-8	0-0	0-2	2	1	1	1	1	1	2
2 Zuriyah Davis	24:51	3-14	2-6	0-0	1	1	1	1	1	1	2
3 Mikayla Anderson	19:42	2-7	0-0	2-2	3	4	2	3	3	3	1
5 Grace O'Gara	24:44	3-9	0-0	2	1	3	1	0	5	2	1
30 K'Nairi Holliday	25:48	1-3	0-1	0-0	6	6	4	0	2	3	0
1 Sydney Tolbert	29:02	6-14	1-4	2-2	3	0	3	2	1	1	3
13 Brecca Ledford	18:14	3-6	2-4	2-2	0	1	1	1	1	0	0
15 Riley Black	04:09	0-1	0-1	2-2	2	2	0	2	0	0	0
21 Hannah Hicks	01:26	0-0	0-0	0-0	0	0	0	0	0	0	0
10 Caini Trower	01:18	0-0	0-0	0-0	0	0	0	0	0	0	0
11 Gaila-Fort	01:18	0-0	0-0	0-0	0	0	0	0	0	0	0
Team					4	5	0	0	0	0	
Totals	25:08	10/29	9/12	19/23	21	14	10	19	18	13	3

Vanderbilt - 103											
Record: 12-1											
NO. Name	Min	FG	3P	FT	Rebounds	Fouls	TP	AS	TS	Blocks	Shooting By Period
		M/A	M/A	M/A	OR	DR	OR	DR	OR	DR	1
10 J'ane Nwabia	15:03	2-2	1-1	0-0	1	2	1	1	5	1	0
12 Khamil Pierre	22:43	10-15	4-6	0-0	3	4	6	10	4	23	3
1 Mikayla Blakes	27:09	12-20	6-0	0-0	2	4	0	24	6	2	3
11 Jordyn Oliver	31:74	0-0	0-0	1-1	2	0	0	2	2	4	3
23 Iyana Moore	21:29	5-16	3-9	3-4	1	1	2	0	16	2	0
4 Madison Greene	11:26	0-0	0-1	2-2	2	1	0	1	0	1	0
14 Ayana Mitchell	16:07	2-4	0-0	3-2	5	2	0	8	2	0	2
5 Leilani Kapinus	22:40	4-7	1-3	1-1	1	1	1	1	4	2	1
24 Aga Makurat	16:42	0-4	0-4	0-0	3	2	5	0	0	2	1
13 Justine Pisozit	11:13	1-2	1-2	0-2	1	4	5	1	1	0	0
23 Jastia Brown	10:00	2-3	1-2	1-2	0	2	1	1	3	0	1
30 Trinity Wilson	05:43	3-3	0-0	0-0	2	2	0	0	0	1	0
Team					6	2	8	0	0	0	
Totals	41:48	72/77	14/19	24/27	51	11	13	103	23	13	7

Biggest lead		Wolves		Vandy		Points from Turnovers		Wolves/Vandy		Period by Period Scoring	
1st	2nd	3rd	4th	1st	2nd	3rd	4th	1st	2nd	3rd	4th
10	10	10	10	10	10	10	10	10	10	10	10
Best Scoring Run	6 (4 th 9-20)	15 (1 st 1-23)	15 (1 st 1-23)	15 (1 st 1-23)	15 (1 st 1-23)	15 (1 st 1-23)	15 (1 st 1-23)	15 (1 st 1-23)	15 (1 st 1-23)	15 (1 st 1-23)	15 (1 st 1-23)
Lead Changes	0	0	0	0	0	0	0	0	0	0	0
Times Tied	0	0	0	0	0	0	0	0	0	0	0
Time with Lead	00:00	39:30	Bench	29	35	Vandy	24	35	21	24	103

INDIVIDUAL LEADERS

Points	Mikayla Blakes - 24 pts	Sydney Tolbert - 15 pts
Rebounds <td>Khamil Pierre - 23 pts</td> <td>A. Blake/B. Ledford - 10 pts</td>	Khamil Pierre - 23 pts	A. Blake/B. Ledford - 10 pts
Assists <td>Khamil Pierre - 10 reb</td> <td>Destiny Jones - 9 reb</td>	Khamil Pierre - 10 reb	Destiny Jones - 9 reb
Steals <td>Three Tied w/ 5 reb</td> <td>Amanda Blake - 9 reb</td>	Three Tied w/ 5 reb	Amanda Blake - 9 reb
Blocks <td>Mikayla Blakes - 6 ast</td> <td>Grace O'Gara - 5 ast</td>	Mikayla Blakes - 6 ast	Grace O'Gara - 5 ast
	Leilani Kapinus - 4 ast	Mykah Anderson - 4 ast
	Jordyn Oliver - 4 stl	Mykah Anderson - 3 stl
	M.Blakes/K. Pierre - 3 stl	Four Tied w/ 1 stl
	Jordyn Oliver - 3 blk	Destiny Jones - 2 blk
	Aiyana Mitchell - 2 blk	Grace O'Gara - 1 blk

GAME 14 Vanderbilt vs. Alabama A&M

	1	2	3	4	TOTAL
	16	11	19	18	64
	24	21	22	26	93

DATE Dec. 29, 2024 SITE Memorial Gymnasium (Nashville, Tenn.)

TIPOFF 11:00 a.m. END 12:53 p.m. ELAPSED 1:53
 ATTENDANCE 3,061

DORES TAME BULLDOGS

NASHVILLE, Tenn. – The Commodores closed the 2024 calendar year with a resounding 93-64 victory over Alabama A&M at Memorial Gymnasium to end the nonconference portion of the 2024-25 season.

The win over the Bulldogs marked Vanderbilt's 20-straight home victory over a nonconference opponent, a streak that started during the 2022-23 season. The Commodores are now 33-3 against non-SEC teams at Memorial Gymnasium under head coach Shea Ralph.

The Commodores ended the nonconference portion of its schedule at 13-1 for the second-straight season. Vanderbilt heads into SEC play with a program record 13 wins for the second time in as many years. Additionally, the Dores have opened back-to-back campaigns at 13-1 or better for the first time in program history, as the 2023-24 team also opened at 16-1.

Sophomore Khamil Pierre extended her double-digit scoring streak to 16 games with a 29-point effort against the Bulldogs. Pierre's streak is the longest for a Commodore since 2013-14, when Christina Foggie registered double-digit points in 19-straight games. Pierre's 16-straight games with 10 or more points are tied for the seventh-longest double-digit scoring streak by a Dore since 1999-00. It is also Pierre's ninth game with 20-plus points this season.

Senior Iyana Moore extended her season-long double-digit scoring streak to seven games with a 16-point effort. Moore added a season-best seven assists to her stat line as, graduate student Jordyn Oliver dished out a season-high eight assists.

Sophomore Madison Greene registered 12 points in a reserve role. It is Greene's sixth game with 10 or more points off the bench this season, while it is her seventh double-digit scoring performance overall this year. Greene also added a career-high rebound in Sunday's victory.

The Commodores shot 56.3 percent from the field against Alabama A&M. It is the sixth time this season that the Dores have posted a field goal percentage higher than 50 percent. Vanderbilt collected 13 steals, marking the fourth-straight game Vandy has posted 10 or more steals.

BOX SCORE

Alabama A&M - 64											
Record: 1-2											
NO. Name	Min	FG	3P	FT	Rebounds	Fouls	TP	AS	TS	Blocks	Shooting By Period
		M/A	M/A	M/A	OR	DR	OR	DR	OR	DR	1
3 Alisa Wilson	22:19	5-10	0-0	3-4	5	10	4	2	13	1	2
0 Daran Burgin	14:49	1-2	0-0	0-0	0	0	0	0	0	0	0
2 Jayah Harris-Smith	34:23	2-4	0-0	0-2	3	3	3	4	7	3	2
4 Courtney Hittensberger	23:46	7-14	1-3	0-0	3	1	0	1	10	2	0
24 Lauryn Penderton	32:46	5-12	0-1	2-3	0	1	1	2	3	0	0
12 Tai Harvey	13:56	1-2	1-1	0-0	0	1	1	0	3	0	0
1 Malyni Wilkerson	25:49	0-4	0-0	0-0	1	1	0	1	1	1	0
21 LaCambria Shakespeare	04:59	0-0	0-0	0-0	0	0	0	0	0	0	0
11 Anya Palmer	17:25	1-3	0-0	0-0	1	6	1	2	2	0	0
8 Nyia Allen	05:37	0-0	0-0	0-0	0	0	0	0	0	0	0
22 Shatori Sanders	04:22	1-3	0-1	0-0	0	1	0	2	0	0	0
Team					3	3	0	0	0	0	
Totals	27:44	5/16	2/9	9/21	20	14	9	64	13	19	2

Vanderbilt - 93											
Record: 16-1											
NO. Name	Min	FG	3P	FT	Rebounds	Fouls	TP	AS	TS	Blocks	Shooting By Period
		M/A	M/A	M/A	OR	DR	OR	DR	OR	DR	1
10 J'ane Nwabia	18:31	3-4	0-1	3-3	1	2	2	3	9	2	1
12 Khamil Pierre	29:22	13-19	0-0	5-5	2	7	2	4	28	4	1
1 Mikayla Blakes	17:01	2-9	0-0	1-3	2	0	3	5	1	1	0
11 Jordyn Oliver	31:59	2-5	0-0	0-0	1	6	7	2	0	3	0
23 Iyana Moore	33:44	5-17	2-7	0-0	2	4	1	2	16	7	2
4 Madison Greene	26:12	5-7	1-3	1-2	1	5	6	0	12	3	1
14 Ayana Mitchell	10:24	3-4	0-0	0-1	0	4	1	1	8	2	0
5 Leilani Kapinus	18:30	1-1	0-0	0-0	1	1	0	0	2	0	0
24 Aga Makurat	07:14	3-4	2-3	0-0	0	0	0	0	8	0	0
2 Jastia Brown	04:01	0-0	0-0	0-0	0	0	0	0	2	0	0
13 Justine Pisozit	04:01	1-1	0-0	0-0	0	0	0	0	2	0	0
30 Trinity Wilson	01:51	0-0	0-0	0-0	0	0	0	0	0	0	0
Team					3	4	0	0	0	0	
Totals	40:71	51/81	8/14	13/24	41	24	4	0	0	0	2

Biggest lead		AAMU		VANDY		Points from Turnovers		AAMU/VANDY		Period by Period Scoring	
1st	2nd	3rd	4th	1st	2nd	3rd	4th	1st	2nd	3rd	4th
10	10	10	10	10	10	10	10	10	10	10	10
Best Scoring Run	6 (4 th 9-20)	10 (1 st 1-24)	10 (1 st 1-24)	10 (1 st 1-24)	10 (1 st 1-24)	10 (1 st 1-24)	10 (1 st 1-24)	10 (1 st 1-24)	10 (1 st 1-24)	10 (1 st 1-24)	10 (1 st 1-24)
Lead Changes	0	0	0	0	0	0	0	0	0	0	0
Times Tied	0	0	0	0	0	0	0	0	0	0	0
Time with Lead	00:00	38:51	Bench	18	30	VANDY	24	21	22	26	93

INDIVIDUAL LEADERS

Points	Khamil Pierre - 29 pts	Sydney Tolbert - 15 pts
Rebounds <td>Iyana Moore - 16 pts</td> <td>A. Blake/B. Ledford - 10 pts</td>	Iyana Moore - 16 pts	A. Blake/B. Ledford - 10 pts
Assists <td>Jordyn Oliver - 7 reb</td> <td>Destiny Jones - 9 reb</td>	Jordyn Oliver - 7 reb	Destiny Jones - 9 reb
Steals <td>Khamil Pierre - 7 reb</td> <td>Amanda Blake - 9 reb</td>	Khamil Pierre - 7 reb	Amanda Blake - 9 reb
Blocks <td>Jordyn Oliver - 8 ast</td> <td>Grace O'Gara - 5 ast</td>	Jordyn Oliver - 8 ast	Grace O'Gara - 5 ast
	Iyana Moore - 7 ast	Mykah Anderson - 4 ast
	Khamil Pierre - 4 stl	Mykah Anderson - 3 stl
	M.Blakes/J. Oliver - 3 stl	Four Tied w/ 1 stl
	Mikayla Blakes - 1 blk	Destiny Jones - 2 blk
	Khamil Pierre - 1 blk	Grace O'Gara - 1 blk

GAME 15 Vanderbilt vs. Georgia

	1	2	
--	---	---	--



GAME RECAPS

GAME 16 Vanderbilt vs. 16/16 Kentucky

Scoreboard for Game 16: Vanderbilt vs. Kentucky. Vanderbilt 88, Kentucky 70. Final score: 88-70.

DATE Jan. 5, 2025 SITE Memorial Gymnasium (Nashville, Tenn.)

TIPOFF 2:00 p.m. END 3:47 p.m. ELAPSED 1:47
ATTENDANCE 8,501

DORES FALL TO WILDCATS

NASHVILLE, Tenn. - The Vanderbilt women's basketball team dropped its first SEC contest of the 2024-25 season Sunday afternoon, as the Commodores fell 96-78 to No. 16-ranked Kentucky at Memorial Gym.

Freshman Mikayla Blakes led the way for the Dores with a game-high 24 points. The guard recorded her 10th contest with 20 or more points this season, the most collected by a Vanderbilt freshman in program history. The Somerset, New Jersey, native hit three 3-point field goals and collected a team-best three steals against the Wildcats.

Sophomore Khamil Pierre posted a double-double for the 11th time this season, as the forward scored 19 points and pulled down 11 rebounds. Pierre matched her career high in assists with five. The forward's 19 points extend her double-digit scoring streak to 18 games. It is the sixth-longest double-figure scoring streak by a Commodore since 1999-00.

Senior Iyana Moore registered a season-high 17 points for the second time this season, which she first accomplished vs. Michigan State on Nov. 27. The guard drilled a team-best five 3-point field goals. Graduate Jordyn Oliver nearly pulled down double-digit rebounds for the second-straight contest with nine caroms on Sunday.

The loss snaps Vandy's 11-game home winning streak dating back to last season. The Commodores fall to 14-2 overall on the year and now stand at 1-1 in SEC play.

The Dores couldn't overcome a hot-shooting Wildcat team, as Kentucky posted a 54.1 percent success rate from the floor and hit 15 3-pointers. Vanderbilt shot 36.5 percent from the floor and forced double-digit turnovers for the 16th-straight game. Despite being outrebounded 41-39 overall, the Commodores were able to post a 19-9 edge over Kentucky on the offensive glass, which led to a 26-9 advantage in second change points for the Dores.

BOX SCORE

Box score for Game 16: Vanderbilt vs. Kentucky. Includes player stats for FG, 3P, FT, Rebounds, Fouls, TP, AS, TO, ST, Blocks, and Shooting By Period.

Box score for Game 16: Vanderbilt vs. Kentucky. Includes team totals, technical fouls, and shooting percentages.

Summary statistics for Game 16: Biggest lead, Best Scoring Run, Lead Changes, Times Tied, Time with Lead.

INDIVIDUAL LEADERS

Individual leaders for Game 16: Points, Rebounds, Assists, Steals, Blocks.

GAME 17 Vanderbilt at Ole Miss

Scoreboard for Game 17: Vanderbilt at Ole Miss. Vanderbilt 59, Ole Miss 87. Final score: 59-87.

DATE Jan. 9, 2025 SITE SJB Pavilion at Ole Miss (Oxford, Miss.)

TIPOFF 5:00 p.m. END 6:51 p.m. ELAPSED 1:51
ATTENDANCE 3,825

COLD NIGHT IN OXFORD

OXFORD, Miss. - The Vanderbilt women's basketball team fell at Ole Miss, 87-59, in its first road SEC contest of the 2024-25 season.

Senior Iyana Moore moved into a tie for ninth place on Vanderbilt's all-time 3-point field goals made list in the loss, as she has now made 173 career 3-pointers to equal Paige Redman's (1996-99) career total. Moore is six 3-pointers away from moving into a tie with Michelle Palmisano (1995-97) for eighth on the list. The senior had 14 points against the Rebels to also extend her double-digit scoring streak to 10 games.

Sophomore Khamil Pierre pushed her double-figure scoring streak to 19 games, as the 6-2 forward registered 11 points in the loss. Pierre's 19-game double-digit scoring streak is the longest by a Commodore since 2013-14 and is tied for the fourth-longest streak since 1999-00.

Freshman Mikayla Blakes registered double-digit points for the 16th game this season with a team-best 19 points at Ole Miss. Blakes has now scored double figures in each of her last three games, while she has tallied double-digit points in all but one game this season.

The Dores fall to 14-3 overall on the year, while Vandy now stands at 1-2 in SEC play. Ole Miss improves to 11-4 and 2-1 in league games. The loss snaps Vanderbilt's seven-game winning streak in true road games, which dates back to the 2023-24 campaign.

For the second-straight game, an opponent started hot from the floor against the Commodores, as Ole Miss hit 45.4 percent of its shots from the floor in the first half. Mississippi's hot shooting and defensive pressure allowed the Rebels to jump out to a double-digit early that they would never relinquish.

Vanderbilt shot 43.4 percent from the floor in the loss, while Ole Miss posted a 52.4 percent field goal percentage. The Rebels forced Vandy into a season-high 23 turnovers, while the Commodores turned over Mississippi a total of 18 times.

BOX SCORE

Box score for Game 17: Vanderbilt at Ole Miss. Includes player stats for FG, 3P, FT, Rebounds, Fouls, TP, AS, TO, ST, Blocks, and Shooting By Period.

Box score for Game 17: Vanderbilt at Ole Miss. Includes team totals, technical fouls, and shooting percentages.

Summary statistics for Game 17: Biggest lead, Best Scoring Run, Lead Changes, Times Tied, Time with Lead.

INDIVIDUAL LEADERS

Individual leaders for Game 17: Points, Rebounds, Assists, Steals, Blocks.

GAME 18 Vanderbilt at 5/4 LSU

Scoreboard for Game 18: Vanderbilt at LSU. Vanderbilt 21, LSU 77. Final score: 21-77.

DATE Jan. 13, 2025 SITE Maravich Assembly Center (Baton Rouge, La.)

TIPOFF 6:00 p.m. END 8:02 p.m. ELAPSED 2:02
ATTENDANCE 10,201

DORES DROP TOUGH BATTLE AT NO. 5/4 LSU

BATON ROUGE, La. - The Vanderbilt women's basketball team hung tough with No. 5/4-ranked LSU, but a late run by the Tigers handed the Commodores an 83-77 loss Monday night at Pete Maravich Assembly Center.

Vanderbilt trailed 73-72 with 2:40 left to play in the game after a layup from graduate student Jordyn Oliver. LSU held the Commodores without a field goal over the next two-plus minutes, as an 8-3 run by the Tigers pushed their lead out to six points.

Vandy got a pair of 20-point performances from sophomore Khamil Pierre and senior Iyana Moore. Pierre registered a game-high 28 points, while Moore scored a season-best 23 points. It is Pierre's 10th game with 20 or more points this season, while it was Moore's first 20-plus point outing of the year.

Pierre's 28-point effort at LSU extends her double-digit scoring streak to 20 games. She is the first Dore to score 10-plus points in 20-straight games since Carla Thomas' 29-game streak during the 2006-07 season.

Moore hit a game-best five 3-point field goals, as she moved into ninth on Vanderbilt's all-time 3-pointers made list with 178 career 3-point field goals made. The Milwaukee, Wisconsin, native moved into 27th on the school's all-time scoring list, as she now has 1,141 career points.

Freshman Mikayla Blakes joined Pierre and Moore in the double-digit scoring column with a 12-point effort against the Tigers. Blakes pulled down a career-best six rebounds and swatted a personal-best two shots. The guard has now scored double figures in all but one game to start her collegiate career.

The loss extends Vanderbilt's losing streak to three games, as the Commodores now stand at 14-4 overall on the year and 1-3 in SEC play. For LSU, the win pushes its winning streak to 19 games, as the Tigers improve to 19-0 overall and 4-0 in league play.

In total, there were 13 lead changes and seven ties in Monday's contest. The Commodores shot 47.4 percent from the floor, while LSU posted a 47.9 percent field goal percentage. Vanderbilt collected nine steals and forced the Tigers into 17 turnovers. Vanderbilt outscored LSU 17-13 in fastbreak points.

BOX SCORE

Box score for Game 18: Vanderbilt at LSU. Includes player stats for FG, 3P, FT, Rebounds, Fouls, TP, AS, TO, ST, Blocks, and Shooting By Period.

Box score for Game 18: Vanderbilt at LSU. Includes team totals, technical fouls, and shooting percentages.

Summary statistics for Game 18: Biggest lead, Best Scoring Run, Lead Changes, Times Tied, Time with Lead.

INDIVIDUAL LEADERS

Individual leaders for Game 18: Points, Rebounds, Assists, Steals, Blocks.



GAME RECAPS

GAME 19 Vanderbilt vs. 15/15 Tennessee

	1	2	3	4	TOTAL
	21	5	19	25	70
	21	16	17	17	71

DATE Jan. 19, 2025 SITE Memorial Gymnasium (Nashville, Tenn.)

TIPOFF 2:00 p.m. END 4:11 p.m. ELAPSED 2:11
ATTENDANCE 8,299

DORES OUTLAST LADY VOLUNTEERS

NASHVILLE, Tenn. - A putback from freshman Mikayla Blakes with 0.8 seconds left on the clock lifted the Vanderbilt women's basketball team to a thrilling 71-70 victory over No. 15/15-ranked Tennessee at Memorial Gymnasium on Sunday afternoon.

The Dores trailed Tennessee 70-69 with 4.9 seconds remaining in the contest. Vanderbilt called a timeout to advance the ball.

Out of the break, sophomore Khamil Pierre drove down the lane with a defender on her hip and went up for a layup with 2.7 seconds left on the clock. The ball rimmed out and found the hands of Blakes, who perfectly timed her jump over a Tennessee defender to corral the rebound. In one swift motion, the freshman glided through the air and gently tipped the ball back into the basket to give the Commodores the 1-point victory over their in-state rivals.

Blakes scored a game-high 23 points in the victory over the No. 15-ranked Lady Vols. Pierre also had a 20-plus point performance against Tennessee, as she registered 21 points. Pierre's 21-point effort on Sunday pushed her double-digit scoring streak to 21 games. Senior Iyana Moore extended her double-digit scoring streak to a career-best 12 games with a 17-point effort. Moore also hit a game-best three 3-point field goals on Sunday.

Vanderbilt's victory over the No. 15/15-ranked Lady Vols marks the Commodores' first win against a ranked team since knocking off No. 15/21-ranked Florida, 63-59, back on Feb. 24, 2022, at Memorial Gymnasium. It is also the second time the Dores have beaten a ranked opponent in the Ralph era.

Sunday's win marked the 900th victory for the Vanderbilt women's basketball program. The Commodores end their current three-game losing streak as Vanderbilt improves to 15-4 overall and 2-3 in SEC play. Vandy also snaps its eight-game skid against Tennessee. The last time the Dores collected a win over the Lady Volunteers came on Feb. 28, 2019, with a 76-69 victory in Knoxville. Vanderbilt also posted its first win over Tennessee in Memorial Gym since the 2013-14 campaign when the Commodores won, 74-63, on Jan. 12, 2014.

The Dores shot 37.1 percent from the field and 31.6 percent from behind the arc. Each team hit six 3-pointers in the game, as Vanderbilt limited Tennessee to half of what the Lady Vols average per game this season. Vandy forced the Lady Volunteers into 10 turnovers, which led to a 13-10 edge in points off turnovers for the Dores. Vanderbilt also came up clutch at the free throw line on Sunday, as the Dores went 19-22 from the charity stripe.

BOX SCORE

Tennessee - 70														
Record: 15-3 (3-3)														
NO. Name	Min	FG	3P	FT	Rebounds	Fouls	TP	AS	TO	ST	Blocks	pts		
		10	10	10	off tot	off tot								
11 Zee Spearman	30:05	4-8	0-0	3-4	4	7	11	3	11	1	0	0	0	11
0 Jewel Spier	20:30	3-14	2-10	2-2	1	2	3	3	1	10	0	0	0	9
2 Ruby Whitehorn	25:52	3-9	0-2	2-2	2	3	5	4	3	8	1	1	1	10
7 Samara Spencer	25:55	3-8	0-5	4-5	1	5	6	3	6	10	6	3	0	11
50 Talysia Cooper	32:56	10-22	2-4	0-0	3	2	5	4	1	22	2	2	2	21
21 Tessa Dauby	08:19	3-4	0-3	0-0	0	0	1	0	1	0	0	0	0	6
33 Alyssa Lafram	08:58	0-0	1-2	2-1	3	0	1	1	0	0	0	0	0	1
53 Jillian Hollingshead	09:50	0-1	0-0	1-0	1	1	1	0	1	0	0	0	0	2
1 Sara Puckett	14:08	0-1	0-1	0-0	1	2	3	0	0	1	1	0	0	0
4 Kariya Boyd	14:51	0-1	0-0	1-2	3	2	0	0	1	1	1	1	0	4
Team					1	2	2	1	1	0	0	0	0	0
Totals	26:48	62-126	12-35	16-22	42	24	15	10	12	10	5	3	3	71

Vanderbilt - 71															
Record: 15-4 (3-3)															
NO. Name	Min	FG	3P	FT	Rebounds	Fouls	TP	AS	TO	ST	Blocks	pts			
		10	10	10	off tot	off tot									
10 Jane Nwabia	14:11	1-5	0-1	0-0	2	4	6	2	1	2	1	1	1	0	2
12 Khamil Pierre	34:40	4-10	1-1	12-14	0	8	8	2	11	22	2	2	0	0	17
11 Mikayla Blakes	28:18	7-17	2-4	7-8	2	2	4	7	22	2	3	0	1	1	12
11 Jordyn Oliver	34:01	1-4	0-1	0-0	0	4	4	1	2	2	2	2	1	1	0
23 Iyana Moore	37:57	7-16	3-8	0-0	2	4	6	1	3	17	2	2	0	1	9
5 Leilani Kapinus	19:36	1-9	0-1	0-0	2	3	5	1	1	2	2	0	1	1	3
14 Ayana Mitchell	05:49	0-1	0-0	0-0	2	2	2	0	0	1	0	1	0	0	0
4 Madison Greene	22:34	2-6	0-1	0-0	0	2	2	3	0	4	1	1	1	0	6
4 Justine Pisciotti	02:24	0-0	0-0	0-0	0	0	0	0	0	0	0	0	0	0	0
Team					4	1	5	0	0	0	0	0	0	0	0
Totals	23:42	15-39	19-22	14	26	40	16	23	17	12	12	3	3	3	61

Tennessee - 70														
Record: 15-3 (3-3)														
NO. Name	Min	FG	3P	FT	Rebounds	Fouls	TP	AS	TO	ST	Blocks	pts		
		10	10	10	off tot	off tot								
11 Zee Spearman	30:05	4-8	0-0	3-4	4	7	11	3	11	1	0	0	0	11
0 Jewel Spier	20:30	3-14	2-10	2-2	1	2	3	3	1	10	0	0	0	9
2 Ruby Whitehorn	25:52	3-9	0-2	2-2	2	3	5	4	3	8	1	1	1	10
7 Samara Spencer	25:55	3-8	0-5	4-5	1	5	6	3	6	10	6	3	0	11
50 Talysia Cooper	32:56	10-22	2-4	0-0	3	2	5	4	1	22	2	2	2	21
21 Tessa Dauby	08:19	3-4	0-3	0-0	0	0	1	0	1	0	0	0	0	6
33 Alyssa Lafram	08:58	0-0	1-2	2-1	3	0	1	1	0	0	0	0	0	1
53 Jillian Hollingshead	09:50	0-1	0-0	1-0	1	1	1	0	1	0	0	0	0	2
1 Sara Puckett	14:08	0-1	0-1	0-0	1	2	3	0	0	1	1	0	0	0
4 Kariya Boyd	14:51	0-1	0-0	1-2	3	2	0	0	1	1	1	1	0	4
Team					1	2	2	1	1	0	0	0	0	0
Totals	26:48	62-126	12-35	16-22	42	24	15	10	12	10	5	3	3	71

Vanderbilt - 71															
Record: 15-4 (3-3)															
NO. Name	Min	FG	3P	FT	Rebounds	Fouls	TP	AS	TO	ST	Blocks	pts			
		10	10	10	off tot	off tot									
10 Jane Nwabia	14:11	1-5	0-1	0-0	2	4	6	2	1	2	1	1	1	0	2
12 Khamil Pierre	34:40	4-10	1-1	12-14	0	8	8	2	11	22	2	2	0	0	17
11 Mikayla Blakes	28:18	7-17	2-4	7-8	2	2	4	7	22	2	3	0	1	1	12
11 Jordyn Oliver	34:01	1-4	0-1	0-0	0	4	4	1	2	2	2	2	1	1	0
23 Iyana Moore	37:57	7-16	3-8	0-0	2	4	6	1	3	17	2	2	0	1	9
5 Leilani Kapinus	19:36	1-9	0-1	0-0	2	3	5	1	1	2	2	0	1	1	3
14 Ayana Mitchell	05:49	0-1	0-0	0-0	2	2	2	0	0	1	0	1	0	0	0
4 Madison Greene	22:34	2-6	0-1	0-0	0	2	2	3	0	4	1	1	1	0	6
4 Justine Pisciotti	02:24	0-0	0-0	0-0	0	0	0	0	0	0	0	0	0	0	0
Team					4	1	5	0	0	0	0	0	0	0	0
Totals	23:42	15-39	19-22	14	26	40	16	23	17	12	12	3	3	3	61

Tennessee - 70														
Record: 15-3 (3-3)														
NO. Name	Min	FG	3P	FT	Rebounds	Fouls	TP	AS	TO	ST	Blocks	pts		
		10	10	10	off tot	off tot								
11 Zee Spearman	30:05	4-8	0-0	3-4	4	7	11	3	11	1	0	0	0	11
0 Jewel Spier	20:30	3-14	2-10	2-2	1	2	3	3	1	10	0	0	0	9
2 Ruby Whitehorn	25:52	3-9	0-2	2-2	2	3	5	4	3	8	1	1	1	10
7 Samara Spencer	25:55	3-8	0-5	4-5	1	5	6	3	6	10	6	3	0	11
50 Talysia Cooper	32:56	10-22	2-4	0-0	3	2	5	4	1	22	2	2	2	21
21 Tessa Dauby	08:19	3-4	0-3	0-0	0	0	1	0	1	0	0	0	0	6
33 Alyssa Lafram	08:58	0-0	1-2	2-1	3	0	1	1	0	0	0	0	0	1
53 Jillian Hollingshead	09:50	0-1	0-0	1-0	1	1	1	0	1	0	0	0	0	2
1 Sara Puckett	14:08	0-1	0-1	0-0	1	2	3	0	0	1	1	0	0	0
4 Kariya Boyd	14:51	0-1	0-0	1-2	3	2	0	0	1	1	1	1	0	4
Team					1	2	2	1	1	0	0	0	0	0
Totals	26:48	62-126	12-35	16-22	42	24	15	10	12	10	5	3	3	71



Vanderbilt - 71															
Record: 15-4 (3-3)															
NO. Name	Min	FG	3P	FT	Rebounds	Fouls	TP	AS	TO	ST	Blocks	pts			
		10	10	10	off tot	off tot									
10 Jane Nwabia	14:11	1-5	0-1	0-0	2	4	6	2	1	2	1	1	1	0	2
12 Khamil Pierre	34:40	4-10	1-1	12-14	0	8	8	2	11	22	2	2	0	0	17
11 Mikayla Blakes	28:18	7-17	2-4	7-8	2	2	4	7	22	2	3	0	1	1	12
11 Jordyn Oliver	34:01	1-4	0-1	0-0	0	4	4	1	2	2	2	2	1	1	0
23 Iyana Moore	37:57	7-16	3-8	0-0	2	4	6	1	3	17	2	2	0	1	9
5 Leilani Kapinus	19:36	1-9	0-1	0-0	2	3	5	1	1	2	2	0	1	1	3
14 Ayana Mitchell	05:49	0-1	0-0	0-0	2	2	2	0	0	1	0	1	0	0	0
4 Madison Greene	22:34	2-6	0-1	0-0	0	2	2	3	0	4	1	1	1	0	6
4 Justine Pisciotti	02:24	0-0	0-0	0-0	0	0	0	0	0	0	0	0	0	0	0
Team					4	1	5	0	0	0	0	0	0	0	0
Totals	23:42	15-39	19-22	14	26	40	16	23	17	12	12	3	3	3	61

Tennessee - 70														
Record: 15-3 (3-3)														
NO. Name	Min	FG	3P	FT	Rebounds	Fouls	TP	AS	TO	ST	Blocks	pts		
		10	10	10	off tot	off tot								
11 Zee Spearman	30:05	4-8	0-0	3-4	4	7	11	3	11	1	0	0	0	11
0 Jewel Spier	20:30	3-14	2-10	2-2	1	2	3	3	1	10	0	0	0	9
2 Ruby Whitehorn	25:52	3-9	0-2	2-2	2	3	5	4	3	8	1	1	1	10
7 Samara Spencer	25:55	3-8	0-5	4-5	1	5	6	3	6	10	6	3	0	11
50 Talysia Cooper	32:56	10-22	2-4	0-0	3	2	5	4	1	22	2	2	2	21
21 Tessa Dauby	08:19	3-4	0-3	0-0	0	0	1	0	1	0	0	0	0	6
33 Alyssa Lafram	08:58	0-0	1-2	2-1	3	0	1	1	0	0	0	0	0	1
53 Jillian Hollingshead	09:50	0-1	0-0	1-0	1	1	1	0	1	0	0	0	0	2
1 Sara Puckett	14:08	0-1	0-1	0-0	1	2	3	0	0	1	1	0	0	0
4 Kariya Boyd	14:51	0-1	0-0	1-2	3	2	0	0	1	1	1	1	0	4
Team					1	2	2	1	1	0	0	0	0	0
Totals	26:48	62-126	12-35	16-22	42	24	15	10	12	10	5	3	3	71

Vanderbilt - 71</												
-------------------	--	--	--	--	--	--	--	--	--	--	--	--

GAME RECAPS

GAME 25 Vanderbilt vs. Mississippi St.

	1	2	3	4	OT	TOT	TOTAL
	9	20	21	15	7	13	85
	19	12	17	17	7	5	77

DATE Feb. 13, 2025 **SITE** Memorial Gymnasium (Nashville, Tenn.)

TIPOFF 8:00 p.m. **END** 10:35 p.m. **ELAPSED** 2:35
ATTENDANCE 3,577

DOERS FALL IN DOUBLE OVERTIME

NASHVILLE, Tenn. – The Vanderbilt women's basketball team dropped an 85-77 decision to Mississippi State on Thursday in the first double overtime game at Memorial Gymnasium in over 35 years.

In a tight battle featuring 13 lead changes and 12 ties, it was Mississippi State outscoring Vanderbilt, 13-5 in the second overtime period to finally pull away from the Commodores. It's the first double overtime contest for Vandy under head coach Shea Ralph, while it was the ninth double overtime game in program history. Additionally, it was the first double overtime game at Memorial Gym since the 1989-90 season, when the Doers dropped a 96-93 decision to Auburn on Jan. 20, 1990.

With the loss, Vanderbilt extends its losing streak to three games. The Commodores are now 18-7 overall and 5-6 in SEC play. Mississippi State improves to 18-8 and 5-7 in league games.

Sophomore Khamil Pierre registered her 13th double-double of the season with a 24-point, 12-rebound effort against the Bulldogs. Pierre has scored 20-plus points in three-straight contests. Her 24-point performance marks the 26th time over the last 27 games that the 6-2 forward score registered double-digit points.

Pierre led a quartet of double-digit scorers for the Commodores. Sophomore Madison Greene came off the bench and hit four 3-point field goals en route to a 17-point performance. It is the ninth time this season that Greene has scored 10-plus points in a reserve role.

Freshman Mikayla Blakes filled up the stat sheet against the Bulldogs. The six-time SEC Freshman of the Week registered 33 points, pulled down a career-high nine rebounds, collected five steals, and dished out four assists. Senior Iyana Moore tallied 10 points and handed out a season-best five assists.

The Commodores shot 37.2 percent from the floor against MSU, while the Bulldogs posted a 38.9 percent field goal percentage. Mississippi State outbounded Vanderbilt, 65-43, led by Madina Okot's 23-rebound performance. MSU outscored Vandy 66-30 in the paint and held a 24-9 edge in second chance points.

BOX SCORE

NO.	Name	Min	FG	3P	FT	Reb	Ast	Stl	Blk	PF	Shooting By Period	
											1st	2nd
15	Madina Okot	33:31	10-12	0-1	1-1	23	3	1	2	2	2	11
0	Denim DeShields	G 43:26	9-13	0-3	2-2	4	4	4	5	3	1	18
2	Jerkala Jordan	G 29:24	9-24	0-4	3-5	1	3	4	4	1	1	10
5	Charodie Paster	G 41:11	4-8	0-1	3-4	6	9	1	4	11	1	22
21	Debreasha Powe	G 40:56	2-11	1-0	0-0	4	4	3	1	5	0	1
1	Destiny McPhaul	10:38	1-3	1-2	0-0	1	0	1	1	1	0	1
4	Eryia Russell	27:14	0-10	0-5	0-0	1	4	1	0	2	2	0
24	Quanarah Montague	19:29	0-9	0-0	3-6	8	12	2	3	15	1	1
14	Kayla Thomas	04:11	0-0	0-0	0-0	1	1	0	1	0	0	0
Team												
Totals 39:50 12:27 13:26 29:39 65 17 19 85 11 22 11 4 4 8												
Technical Fouls: NONE												



NO.	Name	Min	FG	3P	FT	Reb	Ast	Stl	Blk	PF	Shooting By Period	
											1st	2nd
10	Jane Waraba	F 55:57	0-11	0-0	1-1	2	0	0	0	0	0	0
12	Khamil Pierre	F 44:06	11-19	1-3	1-1	11	12	3	24	3	2	1
1	Mikayla Blakes	G 43:59	4-19	1-6	4-4	2	7	9	7	14	4	5
11	Jordyn Oliver	G 37:42	4-9	0-0	0-0	2	3	5	1	0	2	0
23	Iyana Moore	G 40:21	3-12	0-4	0-0	4	4	3	1	3	0	0
5	Leilani Kapinus	09:06	0-1	0-0	2-2	1	1	2	2	2	0	0
4	Madison Greene	41:08	1-11	4-2	1-1	2	1	2	17	0	1	0
14	Aiyana Mitchell	18:12	0-4	0-0	1-3	4	2	0	2	1	3	2
13	Justine Pissott	09:28	1-2	1-2	0-0	1	1	1	3	1	0	0
Team												
Totals 29:78 7:25 12:16 12 31 43 19 17 77 13 13 13 4 4 3												
Technical Fouls: NONE												

Biggest lead	MS ST		YANDY		Turnovers	1st	2nd	3rd	4th	OT1	OT2
	9 (2nd OT) 5-6	10 (1st OT) 5-5	11 (2nd OT) 5-6	10 (1st OT) 5-5							
Best Scoring Run	11 (2nd OT) 5-6		8 (1st OT) 4-7		69	30					
Lead Changes	12		24		9	15	7	13	85		
Times Tied	15		8		18						
Time with Lead	14:55		27:15		18	22					

INDIVIDUAL LEADERS

Points	MS ST		YANDY		Turnovers	1st	2nd	3rd	4th	OT1	OT2
	11 (1st OT) 1-06	15 (4th OT) 5-5	17 (2nd OT) 5-6	10 (1st OT) 5-5							
Rebounds	Khamil Pierre - 24 pts		Madina Okot - 21 pts		69	30					
Assists	Khamil Pierre - 12 reb		Madina Okot - 23 reb		9	15	7	13	85		
Steals	Mikayla Blakes - 5 stl		Denim DeShields - 3 stl		18	22					
Blocks	Aiyana Mitchell - 2 blk		Madina Okot - 2 blk		18	22					
	L. Kapinus/J. Oliver - 1 blk		D. DeShields/D. Powe - 1 blk								

GAME 26 Vanderbilt at Auburn

	1	2	3	4	OT	TOTAL
	17	22	17	28	14	98
	18	24	22	20	4	88

DATE Feb. 16, 2025 **SITE** Neville Arena (Auburn, Ala.)

TIPOFF 3:00 p.m. **END** 5:18 p.m. **ELAPSED** 2:18
ATTENDANCE 4,353

BREAKING RECORDS AGAIN

AUBURN, Ala. – Mikayla Blakes rewrote the NCAA record book once again Sunday afternoon, as she broke the NCAA freshman single-game scoring record with 55 points in a 98-88 overtime win at Auburn on Sunday afternoon.

Blake, who previously set the NCAA true freshman scoring record with 53 points at Florida on Jan. 30, broke Delaware's Elena Dela Donne's NCAA freshman scoring record of 54 points she scored as a redshirt freshman back during the 2019-20 season. Blakes is the first freshman since the turn of the century to record two 50-plus point performances in the same season, while she is the fourth NCAA Division I player to accomplish the feat since 1999-00.

The win ends Vanderbilt's three-game skid, as the Commodores are now 19-7 overall and 6-6 in SEC play. Auburn moves to 12-14 on the year and now stands at 3-10 in league play.

Vanderbilt overcame its second-largest deficit in the second half since the turn of the century by erasing a 15-point Auburn lead late in the fourth quarter. It was two points shy of the largest comeback this century for the Doers, which came on March 7, 2004, when the Commodores completed a 17-point comeback against Georgia.

Blakes shot 53.6 percent from the field, going 15-of-28 from the floor. The freshman from Somerset, New Jersey, went 23-of-24 from the free throw line, as she made her first 23 free throw attempts. The guard dished out a team-high five assists and added five rebounds and three steals to her stat line.

Additionally, Blakes' 55 points at Auburn broke her own SEC single-game scoring record of 53 points set at Florida on Jan. 30. The 55 points also set the Neville Arena single-game scoring record for either a men's or women's basketball player.

The Commodores trailed the Tigers by 15 points at 74-59 with 6:55 remaining in the game. Vanderbilt went on a 20-5 run from there to pull even with Auburn at 79-79 with 5:53 left in the contest. The Tigers regained an 81-79 advantage with a pair of free throws with 32 seconds remaining. Vandy was called for an offensive foul on the ensuing possession with 12 seconds left, and Auburn went 1-of-2 from the line to push its lead to three points.

Vanderbilt made it a one-possession game with a pair of free throws from Blakes, but Auburn answered with a couple of free throws to go back up 84-81 with seven seconds left. Blakes was fouled on an overtime game-tying 3-pointer with 0.9 seconds left in regulation and hit all three free throws to send the game into potential at 84-84.

Vandy used the momentum built in the fourth quarter to outscore Auburn 14-4 in overtime to score the 10-point, come-from-behind victory over the Tigers. Blakes' made a pair of free throws with 17 seconds left to set the NCAA freshman single-game scoring record. The guard scored 30 points combined in the fourth quarter and overtime.

Blakes' 55 points pushed her double-digit scoring streak to 12 games. It was her fourth 30-plus point performance of the year, all of which have come in SEC play. Additionally, it was Blakes' 16th game scoring 20 or more points, a mark that leads all NCAA Division I freshmen this season.

Sophomore Khamil Pierre registered double-digit points for the fourth-straight game with a 13-point performance. The 6-2 forward has now scored double-digit points in 27 of her last 28 games dating back to last season.

The Commodores shot 50.8 percent from the floor in the win, while connecting on 33.3 percent of their shots from behind the arc. Vanderbilt forced Auburn into 15 turnovers which led to a 21-13 edge in second chance points for the Doers. Vandy won the rebounding battle, 33-31, led by sophomore Aiyana Mitchell's career-high seven rebounds.

BOX SCORE

NO.	Name	Min	FG	3P	FT	Reb	Ast	Stl	Blk	PF	Shooting By Period	
											1st	2nd
10	Jane Waraba	F 10:14	0-1	0-0	0-0	1	1	2	3	0	0	0
12	Khamil Pierre	F 35:58	6-18	0-0	3-4	1	3	4	3	19	0	1
1	Mikayla Blakes	G 45:00	15-28	2-7	20-24	2	3	5	4	15	5	2
11	Jordyn Oliver	G 35:26	2-6	0-0	2-2	4	3	0	4	1	6	0
23	Iyana Moore	G 19:09	1-4	0-2	0-0	1	2	3	0	2	1	0
4	Madison Greene	25:34	2-6	1-3	1-2	2	1	6	1	2	2	0
5	Leilani Kapinus	21:54	1-1	0-0	2-2	2	3	1	4	2	1	0
14	Aiyana Mitchell	21:02	1-1	0-0	1-6	7	3	0	2	0	1	4
13	Justine Pissott	10:43	2-3	2-3	0-0	0	0	1	1	6	0	0
Team												
Totals 32:43 15:23 19:26 10 23 33 22 25 11 13 15 5 10												
Technical Fouls: NONE												



NO.	Name	Min	FG	3P	FT	Reb	Ast	Stl	Blk	PF	Shooting By Period	
											1st	2nd
1	Celia Sumbane	F 31:11	3-5	0-1	2-2	1	2	3	5	3	3	2
5	DeYona Gaston	F 29:24	9-11	0-0	7-8	1	2	3	3	9	0	0
14	Taylen Collins	F 38:53	2-6	0-0	2-4	2	5	7	0	6	1	0
9	Yuting Deng	G 42:22	11-26	4-10	1-1	1	8	9	4	3	2	0
12	Mar'haun Bostic	G 37:34	4-6	1-1	5-6	1	2	5	4	11	9	1
11	Syrilah Daniels	21:54	2-7	0-3	0-0	1	2	3	4	0	3	0
7	Yakyla Milton	11:19	1-2	0-0	0-0	1	0	1	0	2	0	0
2	Jordan Hunter	07:28	0-1	0-0	0-0	0	0	0	0	0	0	0
20	Oyendembwa Akintobinwa	04:57	1-1	0-0	0-0	1	2	3	0	0	0	0
Team												
Totals 33:64 5:16 17:21 9 22 31 23 22 18 18 5 5 10												
Technical Fouls: NONE												

Biggest lead	Vandy		Auburn		Turnovers	1st	2nd	3rd	4th	OT1	OT2
	11 (1st OT) 1-06	15 (4th OT) 5-5	21 (2nd OT) 2-18	8 (4th OT) 5-5							
Best Scoring Run	21 (1st OT) 2-18		8 (4th OT) 5-5		46	44					
Lead Changes	5		3		13	12					
Times Tied	3		3		20	13					
Time with Lead	05:20		38:20		18	8					

INDIVIDUAL LEADERS

Points	Vandy		Auburn		Turnovers	1st	2nd	3rd	4th	OT1	OT2
	11 (1st OT) 1-06	15 (4th OT) 5-5	21 (2nd OT) 2-18	8 (4th OT) 5-5							
Rebounds	Mikayla Blakes - 55 pts		Yuting Deng - 27 pts		46	44					
Assists	Khamil Pierre - 19 pts		DeYona Gaston - 25 pts		13	12					
Steals	Aiyana Mitchell - 7 reb		Yuting Deng - 9 reb		13	12					
Blocks	Mikayla Blakes - 5 reb		Taylen Collins - 7 reb		18	24	22	20	4	88	
	Mikayla Blakes - 5 ast		Mar'haun Bostic - 11 ast								
	Jordyn Oliver - 4 ast		Three Tied w/ 3 ast								
	Jordyn Oliver - 6 stl		Mar'haun Bostic - 3 stl								
	Mikayla Blakes - 3 stl		Celia Sumbane - 2 stl								
	Aiyana Mitchell - 4 blk		Taylen Collins - 3 blk								
	Leilani Kapinus - 1 blk		M. Bostic/C. Sumbane - 1 blk								

GAME 27 Vanderbilt at 16/16 Oklahoma

	1	2	3	4	TOTAL
	13	24	17	27	81
	21	22	34	24	101

DATE Feb. 20, 2025 **SITE** Lloyd Noble Center (Norman, Okla.)

TIPOFF 6:00 p.m. **END** 7:58 p.m. **ELAPSED** 1

GAME RECAPS

GAME 31 Vanderbilt vs. Tennessee

	1	2	3	4	TOTAL
	20	13	15	28	76
	27	12	24	21	84

DATE March 6, 2025 **SITE** Bon Secours Wellness Arena (Greenville, S.C.)

TIPOFF 10:00 a.m. **END** 12:05 p.m. **ELAPSED** 2:05
ATTENDANCE 7,649

DORES MOVE ON

GREENVILLE, S.C. - No last-second heroics were needed this time, as the No. 8-seed Vanderbilt women's basketball team knocked No. 9-seed Tennessee out of the SEC Women's Basketball Tournament with an 84-76 win on Thursday at Bon Secours Wellness Arena.

With the victory, Vanderbilt moves onto the quarterfinals of the SEC Tournament, where they will face No. 1-seed South Carolina on Friday at 11 a.m. CT on ESPN.

Today's victory over the Lady Volunteers in the second round of the SEC Tournament marks the first time in program history that Vandy has beaten Tennessee twice in the same season. The Does defeated the Lady Vols, 71-70, on Jan. 19 at Memorial Gymnasium, where freshman Mikayla Blakes' putback tip-in with 0.8 seconds gave the Commodores the win. Additionally, Vanderbilt's victory over Tennessee marks the first time since the 2000-01 season that the Does have beaten the Lady Vols in the SEC Tournament.

The win moves Vanderbilt's overall record to 22-9 this season. The Commodores have now posted three-straight wins. The Does now advance to the SEC Tournament quarterfinals for the first time since the 2015-16 season.

The Commodores were led by a trio of double-digit scorers. Blakes paced Vandy with 24 points, shooting and dished out four assists. Senior Iyana Moore tallied 23 points and went 4-of-4 from behind the arc. Sophomore Khamil Pierre registered her 16th double-double of the season with a 16-point, 15-rebound effort.

For Blakes, it was her 19th game this season scoring 20 or more points, while it was Moore's third 20-plus-point performance of the season. Pierre registered double-digit points for the 31st time over her last 32 games.

Vanderbilt used a 23-5 run midway through the third quarter to break a 39-39 tie and take a 17-point advantage. The Commodores maintained their double-digit lead until the game's closing seconds, as Vandy posted the eight-point victory over Tennessee.

The Does shot 46.3 percent from the floor and made six 3-pointers. Vanderbilt won the rebounding battle, 42-34, which led to a 21-6 edge in second chance points for the Commodores. Vandy led for 37:02 of game time on Thursday.

BOX SCORE

Tennessee - 76		Record: 22-9										Shooting By Period				
NO. Name	Min	FG	3P	FT	Rebounds	Fouls	TP	AS	TO	ST	Blocks	1st	2nd	3rd	4th	
		M/A	M/A	M/A	OR	DR	TOI	PP	PF	FO	BA	FG%	3P%	FT%	TS%	
11 Zee Spearman	F 24:02	2-5	0-0	1-2	3	7	10	2	2	5	3	1	1	1	1	
33 Alyssa Latham	F 14:31	2-4	0-0	0-0	2	0	2	3	0	4	0	0	0	0	0	
9 Jewel Spear	G 23:55	5-12	3-9	0-0	0	0	4	1	13	2	0	1	1	1	2	
7 Samara Spencer	G 25:31	5-10	1-5	2-4	0	1	1	1	2	13	3	1	2	0	0	
55 Talaysia Cooper	G 26:56	6-14	1-5	2-0	0	4	4	1	13	3	4	4	0	0	0	
2 Ruby Whitehorn	23:06	6-11	2-3	0-0	1	3	4	0	4	0	1	1	1	1	1	
21 Tess Darty	16:03	2-6	1-5	0-0	2	2	1	1	5	0	1	0	0	0	0	
53 Jillian Hollingshead	15:53	1-2	0-0	0-0	0	2	2	1	2	2	2	1	0	0	0	
1 Sara Puckett	06:11	1-1	1-1	0-0	1	2	3	2	0	0	1	0	0	0	0	
4 Karlya Boyd	16:59	1-2	0-0	0-2	1	0	1	3	1	2	3	2	0	0	0	
13 Avery Strickland	06:23	1-1	0-0	0-0	0	1	1	3	2	0	0	0	0	0	0	
Team		2	2	4												
Totals	30:45	19:29	5:6	10	24	34	54	12	71	15	13	5	2	3	3	
Technical Fouls: NONE												Shooting By Period				
												1st	2nd	3rd	4th	
												FG%	44.4%	42.1%	46.7%	42.1%
												3P%	0.0%	0.0%	0.0%	0.0%
												FT%	50.0%	50.0%	50.0%	50.0%
												TS%	60.0%	60.0%	60.0%	60.0%

Vanderbilt - 84		Record: 22-9										Shooting By Period				
NO. Name	Min	FG	3P	FT	Rebounds	Fouls	TP	AS	TO	ST	Blocks	1st	2nd	3rd	4th	
		M/A	M/A	M/A	OR	DR	TOI	PP	PF	FO	BA	FG%	3P%	FT%	TS%	
10 Jane Nwabia	F 27:51	3-7	1-3	0-0	3	6	1	0	7	1	0	0	0	0	1	
12 Khamil Pierre	F 27:30	6-10	0-3	4-5	5	10	15	5	4	16	2	4	3	0	1	
1 Mikayla Blakes	G 26:00	9-20	1-6	7-8	0	1	1	12	0	4	4	0	0	0	7	
11 Jordyn Oliver	G 40:00	6-16	0-0	0-0	1	4	0	1	14	5	4	0	0	0	1	
23 Iyana Moore	G 35:22	6-11	4-4	3-4	3	1	4	3	23	2	0	0	0	0	0	
5 Leilani Kapinus	15:30	2-3	0-0	2-2	0	3	3	0	2	6	0	2	1	0	1	
14 Ayana Mitchell	12:09	1-1	0-0	0-0	1	1	1	3	2	1	1	1	2	0	1	
4 Madison Greene	05:38	1-1	0-0	0-0	0	1	1	0	2	0	2	0	0	0	2	
Team		1	6	7												
Totals	31:47	6:16	16:22	15	27	42	12	34	84	15	8	3	2	1	1	
Technical Fouls: NONE												Shooting By Period				
												1st	2nd	3rd	4th	
												FG%	46.3%	42.1%	46.7%	42.1%
												3P%	0.0%	0.0%	0.0%	0.0%
												FT%	79.9%	79.9%	79.9%	79.9%
												TS%	60.0%	60.0%	60.0%	60.0%

Biggest Lead	UT	VU	Points from Turnovers	UT	VU	Period by Period Scoring
Best Scoring Run	8:27-7:46	13:32-2:54	Paint	46	42	1st 2nd 3rd 4th TOT
Lead Changes	2	6	Second Chance	6	23	VU 15 8 25 15 63
Times Tied	1	6	Fast Breaks	17	6	SC 24 24 13 23 84
Time with Lead	02:32	37:10	Bench	28	10	

INDIVIDUAL LEADERS

Points	Mikayla Blakes - 24 pts	Ruby Whitehorn - 14 pts
	Iyana Moore - 23 pts	Three Tied w/ 13 pts
Rebounds	Khamil Pierre - 15 reb	Zee Spearman - 10 reb
	Jane Nwabia - 6 reb	T. Cooper/R. Whitehorn - 4 reb
Assists	Jordyn Oliver - 5 ast	Four Tied w/ 3 ast
	Mikayla Blakes - 4 ast	J. Hollingshead/J. Spear - 2 ast
Steals	Khamil Pierre - 3 stl	Talaysia Cooper - 4 stl
	Leilani Kapinus - 2 stl	Samara Spencer - 2 stl
Blocks	Aiyana Mitchell - 2 blk	Zee Spearman - 1 blk
	Leilani Kapinus - 1 blk	Jewel Spear - 1 blk

GAME 32 Vanderbilt vs. South Carolina

	1	2	3	4	TOTAL
	15	8	25	15	63
	24	24	13	23	84

DATE March 7, 2025 **SITE** Bon Secours Wellness Arena (Greenville, S.C.)

TIPOFF 11:00 a.m. **END** 12:55 p.m. **ELAPSED** 1:55
ATTENDANCE 9,853

SEC TOURNAMENT RUN ENDS

GREENVILLE, S.C. - The Vanderbilt women's basketball team's run in the 2025 SEC Tournament came to an end on Friday with an 84-63 loss to No. 1-seed South Carolina.

With the loss, Vanderbilt now waits to see where they will play in the 2025 NCAA Women's Basketball Tournament. Selection Sunday is March 16 with the selection show airing at 7 p.m. CT on ESPN. The Commodores head into March Madness with a 22-10 overall record.

A 33-6 run from South Carolina that spanned the cross of the first and second quarters gave the Gamecocks a 48-23 advantage going into halftime. The Commodores fought back and went on a 21-9 run coming out of break to make it a 13-point contest going into the fourth quarter.

A 3-pointer by senior Iyana Moore pulled the Does within single digits at 62-53 with 8:44 left in the game. Freshman Mikayla Blakes banked in a 3-pointer that pulled the Does within five points at 68-63 with 4:22 left to play. South Carolina went on a 16-0 run from that point to reclaim a double-digit lead to end the game.

Sophomore Khamil Pierre recorded her third-straight double-double with a 17-point, 10-rebound effort against the Gamecocks. It is Pierre's 17th double-double overall this season, which are the most collected by a Dore in a single season since 1999-00. The sophomore also pushed her double-digit scoring streak to nine games, as she has now registered double figures in 32 of her last 33 games dating back to last season.

Pierre was one of three Commodores to score double digits on Friday. Freshman Mikayla Blakes paced the Does with 20 points and dished out a game-high six assists. Senior Iyana Moore tallied 16 points and hit a team-best four 3-point field goals to record her 200th career 3-point field goal, which is eighth-most in program history. Blakes pushed her double-digit scoring streak to 18 games, while Moore has tallied double figures in three-straight games.

The Commodores shot 37.1 percent from the floor and hit six 3-pointers in the contest. Conversely, South Carolina posted a 54.7 percent shooting percentage.

BOX SCORE

Vanderbilt - 63		Record: 22-10										Shooting By Period				
NO. Name	Min	FG	3P	FT	Rebounds	Fouls	TP	AS	TO	ST	Blocks	1st	2nd	3rd	4th	
		M/A	M/A	M/A	OR	DR	TOI	PP	PF	FO	BA	FG%	3P%	FT%	TS%	
10 Jane Nwabia	F 15:43	1-2	0-1	0-0	1	2	3	0	2	0	0	0	0	0	2	
12 Khamil Pierre	F 31:28	8-20	0-1	1-2	2	8	10	3	3	17	1	2	0	2	2	
1 Mikayla Blakes	G 36:58	5-15	2-6	6-8	1	2	3	2	7	20	6	2	0	1	10	
11 Jordyn Oliver	G 37:20	2-7	0-0	0-0	3	0	3	2	0	4	4	1	2	0	1	
23 Iyana Moore	G 40:00	5-14	4-9	2-2	0	2	2	2	16	2	4	1	0	1	1	
4 Madison Greene	03:02	0-0	0-0	0-0	1	0	1	0	0	0	1	0	0	0	0	
5 Leilani Kapinus	19:34	0-1	0-0	1-1	4	0	1	4	0	2	3	0	0	0	0	
13 Justine Pissott	07:16	0-1	0-0	0-0	0	0	0	0	0	0	0	1	0	0	1	
14 Ayana Mitchell	08:32	2-2	0-0	0-0	0	0	0	0	4	0	0	0	0	0	0	
Team		1	6	7												
Totals	23:42	6:18	11:12	12	15	29	14	12	63	16	16	5	1	5	12	
Technical Fouls: NONE												Shooting By Period				
												1st	2nd	3rd	4th	
												FG%	37.1%	37.1%	37.1%	37.1%
												3P%	0.0%	0.0%	0.0%	0.0%
												FT%	50.0%	50.0%	50.0%	50.0%
												TS%	54.7%	54.7%	54.7%	54.7%

South Carolina - 84		Record: 22-3										Shooting By Period				
NO. Name	Min	FG	3P	FT	Rebounds	Fouls	TP	AS	TO	ST	Blocks	1st	2nd	3rd	4th	
		M/A	M/A	M/A	OR	DR	TOI	PP	PF	FO	BA	FG%	3P%	FT%	TS%	
20 Santa Feagin	F 26:24	6-8	0-0	1-2	4	5	9	4	1	13	3	2	0	2	0	
21 Colton Hite	F 28:24	10-14	0-0	1-2	8	10	3	3	5	2	1	2	1	0	5	
0 Te-Hira Paopao	G 28:32	3-7	2-4	0-0	4	4	4	1	2	8	5	2	0	0	5	
23 Bree Hall	G 28:16	1-4	1-2	0-0	1	2	1	1	3	2	0	2	0	0	1	
25 Raven Johnson	G 13:57	1-4	0-0	0-0	1	0	1	1	0	2	0	1	0	0	1	
8 Joyce Edwards	20:50	4-8	0-0	4-4	2	2	4	1	3	12	1	2	2	0	1	
12 Malaysia Fulwley	22:38	6-12	1-3	2-2	4	6	1	2	15	3	5	4	0	0	2	
5 Treasa Johnson	19:34	1-3	1-2	1-2	0	1	1	2	4	0	2	1	0	0	5	
1 Maddy McDaniel	11:04	0-2	0-0	0-0	0	0	0	0	0	0	1	0	0	0	1	
30 Maryam Dauts	03:24	1-2	0-0	0-0	2	0	2	0	2	0	0	0	0	0	4	
Team		1	2	3												
Totals	35:04	5:11	9:12	15	27	42	14	14	84	17	15	12	5	1	21	
Technical Fouls: NONE												Shooting By Period				
												1st	2nd	3rd	4th	
												FG%	54.7%	54.7%	54.7%	54.7%
												3P%	0.0%	0.0%	0.0%	0.0%
												FT%	50.0%	50.0%	50.0%	