

VANDERBILT BASEBALL

2014 NATIONAL CHAMPIONS ★ 2019 NATIONAL CHAMPIONS

2025 Schedule and Results

OVERALL: 10-3 | SEC: 0-0 | H: 7-0 | A: 2-1 | N: 1-2

FEBRUARY (9-1)

			All Times CT
14	at Grand Canyon [#]	W, 4-3	Phoenix, Ariz.
15	vs. #24 Nebraska [#]	L, 4-6	Phoenix, Ariz.
16	vs. UC Irvine [#]	W, 9-8	Phoenix, Ariz.
17	Air Force	W, 3-1	Hawkins Field
18	Air Force	W, 5-2	Hawkins Field
21	Saint Mary's (Calif.)	W, 11-4	Hawkins Field
22	Saint Mary's (Calif.)	W, 13-7	Hawkins Field
23	Saint Mary's (Calif.)	W, 10-0 (7 inn.)	Hawkins Field
25	Tennessee Tech	W, 16-3 (7 inn.)	Hawkins Field
28	at UCLA [@]	W, 8-3	Los Angeles, Calif.

MARCH (1-2)

1	at USC [@]	L, 1-3	Irvine, Calif.
2	vs. UConn [@]	L, 2-6	Los Angeles, Calif.
4	Evansville	Canceled	Hawkins Field
5	St. Bonaventure	W, 14-1 (7 inn.)	Hawkins Field
7	Xavier	4:30 p.m.	Hawkins Field
8	Xavier	2 p.m.	Hawkins Field
9	Xavier	1 p.m.	Hawkins Field
11	Valparaiso	4:30 p.m.	Hawkins Field
14	at #22 Auburn*	6 p.m.	Auburn, Ala.
15	at #22 Auburn*	6 p.m.	Auburn, Ala.
16	at #22 Auburn*	2 p.m.	Auburn, Ala.
18	Belmont	6 p.m.	Hawkins Field
20	#14 Texas A&M*	6 p.m.	Hawkins Field
21	#14 Texas A&M*	6 p.m.	Hawkins Field
22	#14 Texas A&M*	2 p.m.	Hawkins Field
25	Eastern Kentucky	6 p.m.	Hawkins Field
28	#3 Arkansas*	7 p.m.	Hawkins Field
29	#3 Arkansas*	2 p.m.	Hawkins Field
30	#3 Arkansas*	1 p.m.	Hawkins Field

APRIL (0-0)

1	Western Kentucky	6 p.m.	Hawkins Field
4	at #7 Florida*	5:30 p.m.	Gainesville, Fla.
5	at #7 Florida*	3 p.m.	Gainesville, Fla.
6	at #7 Florida*	11 a.m.	Gainesville, Fla.
8	Dayton	6 p.m.	Hawkins Field
11	at #13 Oklahoma*	7 p.m.	Norman, Okla.
12	at #13 Oklahoma*	4 p.m.	Norman, Okla.
13	at #13 Oklahoma*	2 p.m.	Norman, Okla.
15	Lipscomb	6 p.m.	Hawkins Field
17	#5 Georgia*	6 p.m.	Hawkins Field
18	#5 Georgia*	6 p.m.	Hawkins Field
19	#5 Georgia*	2 p.m.	Hawkins Field
22	Middle Tennessee	6 p.m.	Hawkins Field
25	at #17 Ole Miss*	6:30 p.m.	Oxford, Miss.
26	at #17 Ole Miss*	5 p.m.	Oxford, Miss.
27	at #17 Ole Miss*	1:30 p.m.	Oxford, Miss.
29	Indiana State	6 p.m.	Hawkins Field

MAY (0-0)

2	#23 Alabama*	6 p.m.	Hawkins Field
3	#23 Alabama*	2 p.m.	Hawkins Field
4	#23 Alabama*	3 p.m.	Hawkins Field
6	at Louisville	5 p.m.	Louisville, Ky.
9	at #2 Tennessee*	4:30 p.m.	Knoxville, Tenn.
10	at #2 Tennessee*	4 p.m.	Knoxville, Tenn.
11	at #2 Tennessee*	2 p.m.	Knoxville, Tenn.
15	Kentucky*	6 p.m.	Hawkins Field
16	Kentucky*	6 p.m.	Hawkins Field
17	Kentucky*	2 p.m.	Hawkins Field
20-25	SEC Tournament [^]	TBA	Hoover, Ala.

[#] MLB Desert Invite - Phoenix, Ariz.

[@] Southern California College Baseball Classic

^{*} Southeastern Conference game

[^] - SEC Tournament - Hoover, Ala.

Rankings represent D1Baseball.com's poll at time of the contest

Vanderbilt Athletic Communications • 2601 Jess Neely Dr. Nashville, TN 37212

Baseball Contact: Will Owens • Cell: 502.718.2525 • Email: will.owens@vanderbilt.edu

UCommodores.com • Twitter: @VandyBoys

Games 14-16



#18 VANDERBILT

Rankings: D1: 18 | NCBWA: 12 | Coaches: 18

BA: 17 | PG: 17

Head Coach: Tim Corbin

Career Record: 1,037-584-1 (29th)

Record at Vanderbilt: 932-446-1 (23rd)



XAVIER

Rankings: D1: - | NCBWA: - | Coaches: -

BA: - | PG: -

Head Coach: Billy O'Conner

Career Record: 189-187 (8th)

Record at Xavier: 189-187 (8th)

#18 Vanderbilt Commodores (10-3, 0-0 SEC) vs. Xavier Musketeers (7-6, 0-0 Big East)

Game 1: Friday, March 7 @ 4:30 p.m. CT • SECN+

Game 2: Saturday, March 8 @ 2 p.m. CT • SECN+

Game 3: Sunday, March 9 @ 1 p.m. CT • SECN+

Weekend Preview: Vanderbilt hosts Xavier for a three-game series at Hawkins Field. All three games will stream on SECN+.

- The Commodores are 8-4 all-time vs. the Musketeers but dropped the last meeting in 2023, 2-1.
- Vandy is coming off a midweek, run-rule win over St. Bonaventure on Tuesday, beating the Bonnies 14-1 in seven innings. Xavier dropped its midweek contest at Tennessee after splitting a four-game series last weekend at Stanford.
- Vanderbilt will look to extend its home win streak to eight games, dating back to last season.

Last Time Out: The Commodores went 1-2 over the weekend at the Southern California College Baseball Classic before run-ruling St. Bonaventure at Hawkins Field on Tuesday night.

- Vandy jumped on UCLA early with a four-run first inning en route to an 8-3 win over the Bruins last Friday in Los Angeles. The Commodores fell 3-1 at USC on Saturday and dropped a Sunday morning game to UConn, 6-2.
- Over the last four games, **Brodie Johnston** is 9-for-17 (.529) with a home run, triple, three doubles and seven RBI.
- **Jacob Humphrey** carries an 11-game hit streak into the weekend matchup with Xavier. His .417 average for the season leads the Vandy offense.

RJ Doing RJ Things: Junior **RJ Austin** is second on the team in average (.400), first in hits (20), first in triples (3), second in RBI (12), first in runs scored (15), second in walks (10) and first in steals (10).

- Austin leads all SEC players in stolen bases, ranking 15th nationally. He's 10 in the conference in hits.
- Austin hit two triples in a the win over Saint Mary's on Feb. 21, the first Commodore since Tony Kemp in 2012 to do so.

Immediate Impact: Newcomers on offense as well as on the mound have been major contributors for the Commodores early in the season.

- From the transfer ranks, **Riley Nelson** is leading the Doers in RBI (15) while **Mike Mancini** and **Mac Rose** are hitting .313 and .304, respectively.
- Freshmen **Brodie Johnston** and **Rustan Rigdon** are off to hot starts as well. Johnston is hitting .387 and slugging a team-high .677. Rigdon leads the team in walks with 11 and is hitting .286 with a .480 OBP.
- On the mound, transfer **Cody Bowker** has made three starts, posting a 2.77 ERA with 18 strikeouts over 13.0 innings. He's holding opposing hitters to a .156 clip.
- In total, nine newcomers have made appearances on the mound for Vandy through the first 13 games.
- **Connor Fennell**, a transfer from Dayton, has 10 strikeouts over his first 4.1 innings in a Vandy uniform.

The Gauntlet: Of Vanderbilt's 56 games this season, 30 are against opponents who made it to the NCAA Tournament last season and 12 are against opponents who made it to Omaha.

- Six of Vandy's opponents were ranked in the D1Baseball preseason poll including five in the top 10, three in the top five.
- Nine of Vanderbilt's 10 SEC series will be against an opponent currently ranked by D1Baseball.

The 2025 VandyBoys: Vanderbilt's 2025 roster features 22 returners and 21 newcomers.

- Seventeen states are represented on the roster. Tennessee leads the way with 10 Commodores followed by Texas with six and California, Florida, Georgia and New Jersey with three each.
- There is one graduate student, five seniors, eight juniors, 15 sophomores and 14 freshmen on the squad.
- Among the 21 newcomers, seven transferred in during the offseason.
- **Jayson King** and **Ty Blankmeyer** joined the coaching staff in the offseason. King was most recently the head coach at Dayton while Blankmeyer was an assistant coach at Duke.

Position Rankings: Nine Commodores were recognized by D1Baseball in their preseason positional rankings.

Starting Pitchers	JD Thompson	No. 12
	Cody Bowker	No. 78
	Ethan McElvain	No. 111
Relief Pitchers	Miller Green	No. 6
	Sawyer Hawks	No. 69
Outfielders	RJ Austin	No. 21
Shortstops	Jonathan Vastine	No. 10
Third Basemen	Brodie Johnston	No. 14
Second Basemen	Mike Mancini	No. 19

Golden Spikes Award: **RJ Austin** was one of 55 players named to the 2025 Golden Spikes Award Preseason Watch List.

- Austin was also named to the 2025 second-team preseason All-SEC and earned preseason All-America honors from Baseball America.
- The junior led the Commodores in batting average, runs, hits, RBI and stolen bases as a sophomore in 2024.
- He was named to the Golden Spikes Award Midseason Watch List and the 2024 SEC Community Service Team.
- The Atlanta native helped lead Vanderbilt to the SEC Tournament championship as a freshman in 2023, earning tournament MVP honors along with a selection to the all-tournament team.

Johnny V: Vanderbilt shortstop **Jonathan Vastine** returns for his senior season and was named the top senior in college baseball by Perfect Game.

- Vastine led the team in doubles (18) last season and, after leading Vandy with 18 doubles in 2023, became the first Commodore since **Dansby Swanson** to lead the team in doubles in back-to-back seasons.
- In D1Baseball's 2025 preseason position rankings, Vastine came in at No. 10 among all shortstops.
- According to D1Baseball's Synergy stats, Vastine's 11.27 defensive runs saved last season was good for eighth nationally and ranked first among SEC shortstops.

Preseason Accolades: Vanderbilt will start the season ranked in the top 25 in all five major preseason polls.

- Three Commodores landed on the preseason All-SEC team. Juniors **RJ Austin** and **JD Thompson** and sophomore **Miller Green** were voted to the second team by the league's coaches.
- **Austin** was honored by USA Baseball with a selection to the 2024 Golden Spikes Award Watch List. Vandy has had a student-athlete on the watch list 32 times under head coach Tim Corbin.
- **Austin** was named preseason All-America by Baseball America while **Green** and **Thompson** were named preseason All-America by D1Baseball. **Mike Mancini** was named preseason All-America by the NCBWA.
- **Green** was one of 77 relief pitchers named to the NCBWA preseason Stopper of the Year Watch List.

Newcomers: Vanderbilt's 2025 roster features 21 newcomers, seven of which are transfers.

- **Mike Mancini** played his first two season at James Madison, helping lead the Dukes to the NCAA Tournament as a sophomore. Mancini earned a spot on the Sun Belt and NCAA Raleigh Regional all-tournament teams last season.
- He was named to the 2025 first-team NCBWA preseason All-America and is ranked by D1Baseball as the No. 19 second baseman entering the season.
- Freshman **Brodie Johnston** was named the No. 14 third baseman by D1Baseball and the No. 10 overall freshman by Perfect Game entering the season. He was also projected as the SEC Freshman of the Year by Baseball America.
- Johnston earned Appalachian League MVP honors at the all-star game last summer.
- Junior **Cody Bowker** joined Vanderbilt after two seasons at Georgetown. Bowker enjoyed an impressive summer in the Cape Cod League after a breakout sophomore campaign for the Hoyas.
- A pair of Dayton transfers joined the team in the offseason in **David Mendez** and **Connor Fennell**. Mendez was a first-team NCBWA Freshman All-America selection in 2024 and was the Atlantic 10 Rookie of the Year. Fennell made 15 appearances including 12 starts for the Flyers as a freshman.

Unrivaled Consistency: Since head coach **Tim Corbin** took charge in 2003, no program has enjoyed more consistent success than the Commodores.

- Vanderbilt owns the nation's longest active NCAA Tournament streak at 18 consecutive appearances.
- Vandy has been to the College World Series five times, the finals four times and has won it all twice (2014, 2019).
- More than 50 Commodores have been named All-America, including 18 first-teamers.
- Corbin has tutored more than 30 future MLB players.
- Corbin reached 1,000 career wins on March 5, 2024, vs. Eastern Michigan. He recorded his 900th Vandy win on March 16, 2024, vs. Auburn.
- Among active D1 coaches, Corbin ranks eighth by most wins. He is third in the SEC behind South Carolina's Paul Mainieri (1,516) and Arkansas' Dave Van Horn (1,266).

Welcome to the Show: With the call-ups of Austin Martin (Twins), Jack Leiter (Rangers) and Tyler Ferguson (Athletics), Kumar Rocker (Rangers) and Jake Eder (White Sox), Vanderbilt led all schools with 18 alumni to appear on MLB rosters in 2024, including the IL.

- Martin made his debut with the Twins on March 30, Leiter with the Rangers on April 18, Ferguson with the A's on May 7, Rocker with the Rangers on Sept. 12 and Eder with the White Sox on Sept. 17.
- With Eder's debut, 36 former Commodores have made their MLB debuts since Tim Corbin's first season at Vandy in 2003.

VANDERBILT RECORD WHEN ...

SEC Standing	_____ --
Home/Road/Neutral	_____ 7-0 / 2-1 / 1-2
Day/Night	_____ 8-2 / 2-1
vs. RH/LH starters	_____ 9-3 / 1-0
Leading after 6 innings	_____ 7-0
Trailing after 6 innings	_____ 2-3
Tied after 6 innings	_____ 1-0
Leading after 7 innings	_____ 6-0
Trailing after 7 innings	_____ 1-3
Tied after 7 innings	_____ 0-0
Leading after 8 innings	_____ 7-0
Trailing after 8 innings	_____ 0-3
Tied after 8 innings	_____ 0-0
Vanderbilt scores first	_____ 7-0
Opponents score first	_____ 3-3
Shutouts	_____ 1-0
Scoring less than 3 runs	_____ 0-2
Scoring 3 to 5 runs	_____ 3-1
Scoring 6 or more runs	_____ 7-0
Vanderbilt hits HR/hit 0 HR	_____ 4-1 / 6-2
1-run/2-run games	_____ 2-0 / 1-2
Extra innings (home/road/neutral)	_____ 0-0 / 0-0 / 0-0
Series openers/finales	_____ 1-0 / 1-0
Series W-L (home)	_____ 1-0
Series W-L (road)	_____ 0-0
Series W-L (total)	_____ 1-0
Three-game sweeps (home/road)	_____ 1-0 / 0-0

TEAM LEADERS

Batting

Hits	_____ RJ Austin (20)
Doubles	_____ Colin Barczy (5)
Triples	_____ RJ Austin (3)
HR	_____ Seven players (1)
RBIs	_____ Riley Nelson (15)
Runs	_____ RJ Austin (15)
SB	_____ RJ Austin (10)
BB	_____ Rustan Rigdon (11)
AVG	_____ Rustan Rigdon (.417)
OBP	_____ RJ Austin (.524)
SLG	_____ Brodie Johnston (.677)

Pitching

ERA (starter)	_____ Cody Bowker (2.77)
ERA (reliever)	_____ Multiple players (0.00)
Wins	_____ Sawyer Hawks (2)
Saves	_____ Green/Kranzler (2)
Appearances	_____ Brennan Seiber (6)
Starts	_____ Four players (3)
Innings (starter)	_____ JD Thompson (13.2)
Innings (reliever)	_____ Brennan Seiber (10.0)
Strikeouts (starter)	_____ JD Thompson (19)
Strikeouts (reliever)	_____ Brennan Seiber (15)

SEC Weekly Awards

VANDERBILT IN THE NATIONAL RANKINGS

DATE	Baseball America	D1Baseball	NCBWA	Perfect Game	USA Today/Coaches
Preseason	15	16	14	15	18
Feb. 17	13	15	14	15	18
Feb. 24	13	14	14	14	12
March 3	17	18	12	17	18
March 10					
March 17					
March 24					
March 31					
April 7					
April 14					
April 21					
April 28					
May 5					
May 12					
May 19					
May 26					
June 3					
Postseason					

*For consistency, Vanderbilt uses the D1Baseball.com (D1) poll as its primary ranking.

PROBABLE PITCHING MATCHUPS

DATE	OPPONENT	VANDERBILT STARTER	OPPOSING STARTER
3/7	Xavier	LHP JD Thompson (1-0, 3.29)	RHP Jake Hooker (0-1, 3.77)
3/8	Xavier	LHP Ethan McElvain (0-2, 11.25)	RHP Ryan Piech (1-0, 5.54)
3/9	Xavier	RHP Cody Bowker (1-1, 2.77)	TBD

NOTES CONTINUED

Dores in the Draft: Vanderbilt saw seven players get selected in the 2024 MLB Draft led by Bryce Cunningham and Carter Holton who were both taken in the second round.

- There have been multiple Commodores taken in every draft since 2004 with six or more players being selected in four consecutive drafts.
- All-time, Vanderbilt has more than 200 players selected in the MLB Draft including an NCAA-leading 152 since 2003.
- With five pitchers taken in the 2024 draft, nearly 80 Commodore arms have been drafted since 2003.
- Vanderbilt's 22 first-round selections in the Tim Corbin Era (2003-pres.) is most in the SEC.
- Vanderbilt's 2024 MLB Draft picks:

Player	Team	Pick
Bryce Cunningham, RHP	Yankees	Round 2, Pick 53
Carter Holton, LHP	Braves	Round 2, Pick 62
Greysen Carter, RHP	Yankees	Round 5, Pick 152
Andrew Dutkanych IV, RHP	Cardinals	Round 7, Pick 201
Davis Diaz, INF/C	Athletics	Round 8, Pick 226
Devin Futrell, LHP	Red Sox	Round 10, Pick 297
Alan Espinal, C	Rockies	Round 11, Pick 318

Upgrades to the Hawk: Vanderbilt revealed artistic renderings for major enhancements to Hawkins Field, home of Vanderbilt baseball and the two-time national champion VandyBoys. A cornerstone of Vandy United's recently announced Dare to Grow phase, the Hawkins Field initiative creates extensive premium seating opportunities, expands capacity and reimagines the game day experience for supporters of one of college baseball's most successful programs.

- **Second grandstand level:** A new deck of seats above the existing grandstand, part of raising capacity by more than 10 percent, will feature exclusive opera-style boxes that put fans on top of the action. A second pillared concourse creates a coliseum effect for the exterior façade along the multi-use greenway developed in Vandy United's initial phase.
- **Multiple innovative club spaces, including left-field wall and behind-the-plate seating:** A completely new addition to Hawkins Field, club spaces give supporters unique ways to enjoy the game. Spaces include seating atop the iconic left-field wall and a partially submerged behind-the-plate vantage point in the main grandstand.
- **Multiple private suite opportunities:** Also all-new at Hawkins Field, private suites will form a new third level above the existing press box and offer the ultimate group experience.
- **360-degree stadium experience:** Fans will be able walk between infield and outfield seating areas without leaving the facility, further enhancing the atmosphere.
- **Hawkins Field entry atrium:** An instantly Instagrammable spot for all VandyBoys fans, a new entry atrium beyond right field offers a place to meet before climbing the stairs to soak in the unforgettable view of the field.
- **Multi-purpose building:** A new 20,000-square-foot building beyond right field provides space for enhancing both the fan and student-athlete experience.



Vanderbilt Commodores 2025 Baseball Roster

No.	Name	Pos.	B/T	Ht.	Wt.	Yr./Exp.	Hometown/High School	Pronunciations
2	RJ Hamilton	UTL	R/R	5-10	185	So./1L	Hoover, Ala./Hoover	
3	Jayden Davis	INF	R/R	5-10	205	Jr./1L	Cookeville, Tenn./Cookeville	
5	Mike Mancini	INF	L/R	5-11	173	Jr./TR	Endwell, N.Y./Maine-Endwell	man-SEEN-ee
8	Chris Maldonado	INF	R/R	6-1	196	Jr./2L	Short Hills, N.J./Seton Hall Prep	MALL-duh-NAH-doe
9	Brodie Johnston	INF	R/R	6-2	203	Fr./HS	Ooltewah, Tenn./Boyd-Buchanan School	
10	Jacob Humphrey	UTL	R/R	5-10	180	Sr./1L	Standish, Maine/Bonny Eagle	
13	Jonathan Vastine	INF	L/R	5-11	174	Sr./3L	Bartow, Fla./Bartow Senior High	vass-tyne
16	Mac Rose	C	L/R	6-0	195	So./TR	Rockwall, Texas/Rockwall	
17	Ryan Ginther	LHP	R/L	5-11	198	Sr./3L	Hendersonville, Tenn./Station Camp	Hard "G"
18	JD Rogers	OF	L/L	5-10	207	Sr./3L	Carmel, Ind./Carmel	
19	Rustan Rigdon	INF	S/R	6-0	177	Fr./HS	Metter, Ga./Metter	
20	David Mendez	UTL	R/R	5-11	184	So./TR	Aldie, Va./Independence	
21	Hudson Barton	RHP	R/R	6-3	199	Fr./HS	Franklin, Tenn./Grace Christian Academy	
22	JD Thompson	LHP	R/L	6-0	199	Jr./2L	Rusk, Texas/Rusk	
25	AJ DePaolo	C	R/R	5-11	195	Fr./HS	Carrollton, Texas/Prestonwood Christian Academy	deh-PAUL-o
26	Braden Holcomb	INF	R/R	6-4	240	So./1L	Orlando, Fla./Foundation Academy	
28	Will Hampton	INF/OF	L/L	5-11	197	Fr./HS	Richmond Hill, Ga./Calvary Day	
30	Ethan Robinson	RHP	R/R	6-5	223	So./1L	Murfreesboro, Tenn./Donelson Christian Academy	
32	Riley Nelson	INF	L/R	6-3	222	Jr./TR	Trophy Club, Texas/Byron Nelson	
33	Luke Guth	RHP	R/R	6-1	182	So./1L	Franklin, Pa./Franklin Area	Hard "G"
34	Brennan Seiber	RHP	R/R	6-5	228	So./1L	Newport Beach, Calif./Mater Dei	Like "cyber"
36	Levi Huesman	LHP	R/L	6-0	186	Jr./1L	Hanover, Va./Hanover	hues-man
37	Jakob Schulz	LHP	R/L	6-2	206	So./1L	Houston, Texas/Memorial	
39	Connor Fennell	RHP	R/R	6-1	168	So./TR	Londonderry, N.H./Londonderry	FINN-ull
40	Austin Nye	RHP	R/R	6-2	205	Fr./HS	Roseville, Calif./Woodcreek	
42	RJ Austin	UTL	R/R	5-11	199	Jr./2L	Atlanta, Ga./Pace Academy	
43	Matthew Shorey	LHP	L/L	6-2	176	Fr./HS	Nashville, Tenn./Father Ryan	
44	Colin Barczy	C	R/R	6-3	213	So./1L	Naperville, Ill./Naperville Central	BAR-see
45	Aiden O'Connell	LHP	L/L	6-2	191	Fr./HS	Bedford, N.H./Bedford	
46	Roman Petricca	LHP	R/L	6-2	175	Fr./HS	Mt. Juliet, Tenn./Mt. Juliet	peh-TRICK-uh
47	Tommy Goodin	OF	L/R	6-1	192	Fr./HS	Thousand Oaks, Calif./Adolfo Camarillo	
50	Aukai Kea	C	R/R	6-1	202	Fr./HS	Kapolei, Hawaii/IMG Academy	OW-kye • KAY-uh
51	Ryker Waite	INF	S/R	5-10	176	Fr./HS	Queen Creek, Ariz./Queen Creek	like "wait"
55	Cody Bowker	RHP	R/R	6-1	212	Jr./TR	Bowdoinham, Maine/Thornton Academy	like take a bow
66	Deegan Cordova	RHP	R/R	6-2	188	So./1L	Lake Havasu City, Ariz./Lake Havasu	
70	Tristan Bristow	RHP	R/R	6-3	189	Fr./HS	Helotes, Texas/Harlan	
73	Tommy O'Rourke	RHP	R/R	6-2	211	Grad./TR	Morristown, N.J./Seton Hall Prep	
77	Alex Kranzler	RHP	R/R	6-3	222	So./1L	Norwood, N.J./Northern Valley Regional	
88	Sawyer Hawks	RHP	R/R	6-4	215	Sr./1L	Lakeland, Fla./McKeel Academy of Technology	
89	Ethan McElvain	LHP	S/L	6-4	238	So./1L	Thompsons Station, Tenn./Nolensville	MAC-el-vain
90	Miller Green	LHP	L/L	6-5	230	So./1L	Nashville, Tenn./Lipscomb Academy	
96	Nate Teague	RHP	R/R	6-7	232	So./1L	Snow Camp, N.C./Southern Alamance	
99	England Bryan	RHP	R/R	6-1	231	Fr./HS	Hillsboro, Tenn./Middle Tennessee Christian	

Staff

Head coach: 4 Tim Corbin (Ohio Wesleyan '84) – 23rd season at Vanderbilt

Associate Head Coach: 26 Scott Brown (SUNY-Cortland '99)

Assistant Coach: 6 Jayson King (Framingham State College '93)

Assistant Coach: 11 Ty Blankmeyer (St. John's '16)

Maggie Corbin Minority Baseball Apprentice: Ro Coleman (Vanderbilt '17)

Athletic Trainer: Chris Matarazzo (Springfield College '12)

Strength & Conditioning Coach: Walker Grisanti (Vanderbilt '19)

Director of Baseball Operations: Amy Elkus (Kentucky '14)

Director of External Affairs: Josh Foster (Alabama '17)

Director of Player Development: Brandon Barak (Illinois '12)

Director of Recruiting: John Michael Morris (Middle Tennessee '11)

Video Coordinator: Zach Monash (Arizona '13)

Quality Control: Tyler Herb (Coastal Carolina '14)

Equipment Manager: Bailey Provo (Lipscomb '21)

Student Managers: Kayden Angell, Michael Brody, Mark Pyburn, Will Sugar

2025 TV ROSTER



#2 RJ Hamilton
Hoover, Ala.



#3 Jayden Davis
Cookeville, Tenn.



#5 Mike Mancini
Endwell, N.Y.



#8 Chris Maldonado
Short Hills, N.J.



#9 Brodie Johnston
Ooltewah, Tenn.



#10 Jacob Humphrey
Standish, Maine



#13 Jonathan Vastine
Bartow, Fla.



#16 Mac Rose
Rockwall, Texas



#17 Ryan Ginther
Hendersonville, Tenn.



#18 JD Rogers
Carmel, Ind.



#19 Rustan Rigdon
Metter, Ga.



#20 David Mendez
Aldie, Va.



#21 Hudson Barton
Franklin, Tenn.



#22 JD Thompson
Rusk, Texas



#25 AJ DePaolo
Carrolltown, Texas



#26 Braden Holcomb
Orlando, Fla.



#28 Will Hampton
Richmond Hill, Ga.




#30 Ethan Robinson
Murfreesboro, Tenn.




#32 Riley Nelson
Trophy Club, Texas




#33 Luke Guth
Franklin, Pa.



#34 Brennan Seiber
Newport Beach, Calif.



#36 Levi Huesman
Hanover, Va.



#37 Jakob Schulz
Houston, Texas



#39 Connor Fennell
Londonderry, N.H.




#40 Austin Nye
Roseville, Calif.



#42 RJ Austin
Atlanta, Ga.



#43 Matthew Shorey
Nashville, Tenn.



#44 Colin Barczi
Naperville, Ill.



#45 Aiden O'Connell
Bedford, N.H.



#46 Roman Petricca
Mt. Juliet, Tenn.




#47 Tommy Goodin
Thousand Oaks, Calif.




#50 Aukai Kea
Kapolei, Hawai'i




#51 Ryker Waite
Queen Creek, Ariz.



#55 Cody Bowker
Bowdoinham, Maine



#66 Deegan Cordova
Lake Havasu City, Ariz.



#70 Tristan Bristow
Helotes, Texas




#73 Tommy O'Rourke
Morristown, N.J.




#77 Alex Kranzler
Norwood, N.J.



#88 Sawyer Hawks
Lakeland, Fla.




#89 Ethan McElvain
Thompson's Station, Tenn.



#90 Miller Green
Nashville, Tenn.



#96 Nate Teague
Snow Camp, N.C.



#99 England Bryan
Hillsboro, Tenn.



#4 Tim Corbin
Head Coach



#26 Scott Brown
Assoc. HC/Pitching



#6 Jayson King
Assistant Coach



#11 Ty Blankmeyer
Assistant Coach



**2025 Vanderbilt Baseball
Overall Statistics for Vanderbilt (as of Mar 05, 2025)
(All games Sorted by Batting avg)**



Record: 10-3 Home: 7-0 Away: 2-1 Neutral: 1-2 SEC: 0-0

Player	avg	gp-gs	ab	r	h	2b	3b	hr	rbi	tb	slg%	bb	hp	so	gdp	ob%	sf	sh	sb-att	po	a	e	fld%	
10 Jacob Humphrey	.417	12-11	36	11	15	3	1	0	10	20	.556	4	4	8	0	.523	0	2	4-4	11	0	0	1.000	
42 RJ Austin	.400	13-13	50	15	20	3	3	1	12	32	.640	10	3	10	0	.524	0	0	10-12	24	1	0	1.000	
9 Brodie Johnston	.387	8-7	31	8	12	4	1	1	11	21	.677	1	0	6	0	.394	1	0	0-0	1	10	0	1.000	
32 Riley Nelson	.370	13-13	46	11	17	2	0	1	15	22	.478	9	4	7	0	.500	1	0	4-4	78	8	1	.989	
16 Mac Rose	.304	11-8	23	5	7	1	0	1	5	11	.478	10	1	4	0	.514	1	1	0-0	47	2	0	1.000	
19 Rustan Rigdon	.286	12-12	35	10	10	2	0	0	5	12	.343	11	3	11	0	.480	1	0	5-5	7	4	2	.846	
44 Colin Barczi	.250	13-12	52	7	13	5	1	0	11	20	.385	1	1	11	3	.278	0	0	0-0	107	4	0	1.000	
13 Jonathan Vastine	.225	13-13	40	10	9	1	0	1	11	13	.325	9	0	14	1	.360	1	2	2-2	20	23	1	.977	
3 Jayden Davis	.185	9-8	27	2	5	2	0	1	3	10	.370	7	0	6	1	.343	1	0	0-0	5	20	0	1.000	

20 David Mendez	.333	4-0	3	1	1	0	0	0	2	1	.333	0	0	1	0	.333	0	0	0-0	1	0	0	1.000	
5 Mike Mancini	.313	8-6	16	8	5	1	0	0	3	6	.375	9	1	5	1	.577	0	1	1-1	8	8	2	.889	
18 JD Rogers	.188	11-4	16	5	3	2	0	1	1	8	.500	4	0	4	0	.350	0	0	0-0	6	0	0	1.000	
26 Braden Holcomb	.182	9-6	22	5	4	0	0	0	3	4	.182	4	1	9	0	.321	1	0	0-0	7	0	0	1.000	
8 Chris Maldonado	.111	7-4	18	1	2	1	0	0	1	3	.167	4	0	9	0	.273	0	0	0-0	1	2	0	1.000	
51 Ryker Waite	.000	3-0	1	1	0	0	0	0	0	0	.000	1	0	1	0	.500	0	0	0-0	0	2	0	1.000	
2 RJ Hamilton	.000	6-0	1	0	0	0	0	0	0	0	.000	0	0	0	0	.000	0	0	1-2	0	0	0	.000	
Totals	.295	13	417	100	123	27	6	7	93	183	.439	84	18	106	6	.428	7	6	27-30	330	101	6	.986	
Opponents	.201	13	384	47	77	20	2	10	43	131	.341	52	17	158	6	.319	5	8	6-11	312	123	13	.971	

LOB - Team (120), Opp (89). DPs turned - Team (6), Opp (8). IBB - Team (1), Nelson 1. Picked off - Austin 1, Rose 1.

(All games Sorted by Earned run avg)

Player	era	w-l	app	gs	cg	sho	sv	ip	h	r	er	bb	so	2b	3b	hr	b/avg	wp	hp	bk	sfa	sha
55 Cody Bowker	2.77	1-1	3	3	0	0/1	0	13.0	7	4	4	6	18	1	0	2	.156	1	1	0	0	0
22 JD Thompson	3.29	1-0	3	3	0	0/0	0	13.2	11	5	5	4	19	2	0	0	.229	2	3	0	2	2

33 Luke Guth	0.00	0-0	4	0	0	0/0	0	4.2	3	0	0	1	4	0	0	0	.214	1	0	1	0	1
39 Connor Fennell	0.00	1-0	3	0	0	0/0	0	4.1	2	0	0	1	10	0	0	0	.143	0	1	0	0	1
17 Ryan Ginther	0.00	0-0	3	0	0	0/1	1	3.0	2	0	0	1	6	0	0	0	.200	0	0	0	0	0
36 Levi Huesman	0.00	0-0	2	0	0	0/0	0	1.2	1	0	0	0	3	1	0	0	.200	0	0	0	0	1
70 Tristan Bristow	0.00	0-0	1	0	0	0/0	0	1.0	0	0	0	0	1	0	0	0	.000	0	0	0	0	0
88 Sawyer Hawks	1.12	2-0	3	0	0	0/0	0	8.0	4	1	1	3	11	0	0	0	.154	0	1	0	1	0
77 Alex Kranzler	1.23	0-0	4	0	0	0/1	2	7.1	5	2	1	1	7	0	1	1	.179	0	0	0	0	0
34 Brennan Seiber	1.80	1-0	6	1	0	0/0	0	10.0	4	2	2	5	15	0	0	1	.133	3	1	0	1	0
90 Miller Green	1.80	0-0	3	0	0	0/0	2	5.0	3	1	1	1	6	0	0	1	.167	1	0	0	0	0
40 Austin Nye	2.45	0-0	3	3	0	0/0	0	7.1	6	2	2	5	12	2	0	0	.231	0	1	0	0	0
73 Tommy O'Rourke	3.86	1-0	4	0	0	0/0	0	4.2	1	2	2	3	6	1	0	0	.067	2	1	0	0	0
37 Jakob Schulz	4.15	1-0	4	0	0	0/0	0	4.1	0	2	2	4	7	0	0	0	.000	0	2	0	0	0
99 England Bryan	6.23	0-0	4	0	0	0/0	0	4.1	4	4	3	3	7	1	0	2	.250	1	0	1	0	1
45 Aiden O'Connell	9.00	0-0	1	0	0	0/0	0	1.0	2	1	1	0	2	1	0	0	.400	0	0	0	0	0
43 Matthew Shorey	9.64	1-0	5	0	0	0/0	0	4.2	3	5	5	2	4	2	0	1	.176	0	1	0	0	1
89 Ethan McElvain	11.25	0-2	3	3	0	0/0	0	8.0	12	10	10	9	15	7	0	1	.364	0	2	0	1	1
21 Hudson Barton	13.50	1-0	3	0	0	0/0	0	4.0	7	6	6	3	5	2	1	1	.389	0	3	0	0	0
Totals	3.68	10-3	13	13	0	1/1	5	110.0	77	47	45	52	158	20	2	10	.201	11	17	2	5	8
Opponents	8.13	3-10	13	13	0	0/0	2	104.0	123	100	94	84	106	27	6	7	.295	12	18	3	7	6

PB - Team (2), Rose 1, Barczi 1. Pickoffs - Team (5), Seiber 2, Nye 1, Rose 1, Thompson 1, Opp (2). SBA/ATT - Barczi (4-6), Rose (2-2), Thompson (0-2), Nye (1-2), Fennell (1-1), Green (1-1), Hawks (1-1), McElvain (0-1), Seiber (1-1), Schulz (1-1), Barton (0-1).

2025 Game Results

Date	Opponent		Score	Inns	Overall	SEC	Pitcher of record	Attend	Time
Feb 14, 2025	at Grand Canyon	w	4-3	9	1-0-0	0-0-0	Hawks (W 1-0)	5294	2:52
Feb 15, 2025	vs #24 Nebraska	L	4-6	9	1-1-0	0-0-0	McElvain (L 0-1)	3000	3:05
Feb 16, 2025	vs UC Irvine	w	9-8	9	2-1-0	0-0-0	O'Rourke (W 1-0)	825	3:24
Feb 17, 2025	AIR FORCE	w	3-1	9	3-1-0	0-0-0	Fennell (W 1-0)	3344	3:05
Feb 18, 2025	AIR FORCE	w	5-2	9	4-1-0	0-0-0	Schulz (W 1-0)	3172	2:58
Feb 21, 2025	SAINT MARY'S	w	11-4	9	5-1-0	0-0-0	Hawks (W 2-0)	3306	3:30
Feb 22, 2025	SAINT MARY'S	w	13-7	9	6-1-0	0-0-0	Shorey (W 1-0)	3360	3:22
Feb 23, 2025	SAINT MARY'S	w	10-0	7	7-1-0	0-0-0	Bowker (W 1-0)	3265	2:17
Feb 25, 2025	TENNESSEE TECH	w	16-3	7	8-1-0	0-0-0	Seiber (W 1-0)	3200	3:03
Feb 28, 2025	at UCLA	w	8-3	9	9-1-0	0-0-0	Thompson (W 1-0)	1095	3:12
Mar 01, 2025	at USC	L	1-3	9	9-2-0	0-0-0	McElvain (L 0-2)	3518	3:34
Mar 02, 2025	vs UConn	L	2-6	9	9-3-0	0-0-0	Bowker (L 1-1)	290	2:48
Mar 05, 2025	ST. BONAVENTURE	w	14-1	7	10-3-0	0-0-0	Barton (W 1-0)	3064	3:00

() extra inning game

2025 Miscellaneous Stats

Multiple Hit Games	2	3	4	5+	Total
42 RJ Austin	3	3	-	-	6
32 Riley Nelson	5	1	-	-	6
9 Brodie Johnston	4	1	-	-	5
44 Colin Barczi	3	1	-	-	4
10 Jacob Humphrey	2	1	-	-	3
19 Rustan Rigdon	2	-	-	-	2
3 Jayden Davis	2	-	-	-	2
16 Mac Rose	2	-	-	-	2
5 Mike Mancini	1	-	-	-	1
8 Chris Maldonado	1	-	-	-	1
26 Braden Holcomb	1	-	-	-	1
13 Jonathan Vastine	1	-	-	-	1
TEAM	27	7	0	0	34

Multiple RBI Games	2	3	4	5+	Total
42 RJ Austin	3	1	-	-	4
13 Jonathan Vastine	3	1	-	-	4
32 Riley Nelson	3	-	1	-	4
9 Brodie Johnston	2	1	1	-	4
10 Jacob Humphrey	2	1	-	-	3
44 Colin Barczi	2	1	-	-	3
20 David Mendez	1	-	-	-	1
19 Rustan Rigdon	1	-	-	-	1
5 Mike Mancini	1	-	-	-	1
TEAM	18	5	2	0	25

Hitting Streaks	Longest	Current
10 Jacob Humphrey	11	11
42 RJ Austin	7	2
9 Brodie Johnston	6	6
19 Rustan Rigdon	6	-
32 Riley Nelson	5	2
5 Mike Mancini	3	1
44 Colin Barczi	3	1
16 Mac Rose	2	-
18 JD Rogers	2	-
3 Jayden Davis	2	-
13 Jonathan Vastine	2	2
8 Chris Maldonado	1	-
20 David Mendez	1	-
26 Braden Holcomb	1	1

Reached Base Streaks	Longest	Current
10 Jacob Humphrey	11	11
19 Rustan Rigdon	10	-
42 RJ Austin	10	2
3 Jayden Davis	7	-
16 Mac Rose	7	7
9 Brodie Johnston	6	6
5 Mike Mancini	6	1
13 Jonathan Vastine	5	2
18 JD Rogers	5	-
32 Riley Nelson	5	2
44 Colin Barczi	3	1
8 Chris Maldonado	2	-
26 Braden Holcomb	2	1
20 David Mendez	1	-
51 Ryker Waite	1	-

SEASON HIGHS AND LOWS

TEAM BATTING

Most runs, game _____ 16 vs. Tennessee Tech (Feb. 25)
 Most runs, inning _____ 9 (7th inn.) vs. Saint Mary's (Feb. 22)
 Most hits, game _____ 13 vs. Saint Mary's (Feb. 22)
 Most hits, inning _____ 7 (6th inn.) vs. St. Bonaventure (March 5)
 Fewest hits, game _____ 7, 2x, last vs. Air Force (Feb. 17)
 Most doubles, game _____ 4, 2x, last vs. Saint Mary's (Feb. 22)
 Most triples, game _____ 2, 2x, last vs. Saint Mary's (Feb. 21)
 Most home runs, game _____ 2, 2x, last at UCLA (Feb. 28)
 Most home runs, inning _____ 2 (1st inn.) at UCLA (Feb. 28)
 Most extra-base hits _____ 4, 6x, last at UCLA (Feb. 28)
 Most total bases _____ 20, 2x, last vs. Saint Mary's (Feb. 21)
 Most stolen bases, game _____ 5, 2x, last vs. Saint Mary's (Feb. 23)
 Most walks, game _____ 13, 2x, last vs. Tennessee Tech (Feb. 25)
 Most strikeouts, game _____ 14 at USC (March 1)
 Most hit by pitch, game _____ 4 at Grand Canyon (Feb. 14)
 Most left on base _____ 17, vs. Saint Mary's (Feb. 21)

INDIVIDUAL PITCHING

Most innings pitched, SP _____ 5.0, 2x, last JD Thompson at UCLA (Feb. 28)
 Most innings pitched, RP _____ 3.0, 3x, last Alex Kranzler at UCLA (Feb. 28)
 Most strikeouts, SP _____ 8, JD Thompson at UCLA (Feb. 28)
 Most strikeouts, RP _____ 6, Sawyer Hawks at Grand Canyon (Feb. 14)
 Most walks allowed _____ 3, 5x, last Ethan McElvain at USC (March 1)
 Most runs allowed _____ 4, 4x, last Cody Bowker vs. UConn (March 2)
 Most earned runs allowed _____ 4, 4x, last Cody Bowker vs. UConn (March 2)
 Most hits allowed _____ 7, JD Thompson vs. Saint Mary's (Feb. 21)
 Fewest hits allowed, CG _____ --
 Most home runs allowed _____ 2, Cody Bowker vs. UConn (March 2)
 Most pitches thrown _____ 85, JD Thompson at UCLA (Feb. 28)

INDIVIDUAL BATTING

Most hits _____ 3, 7x, last Austin/Johnston vs. UConn (March 2)
 Most runs _____ 3, 4x, last Humphrey/Mancini vs. St. Bonaventure (March 5)
 Most doubles _____ 1, 27x, last Brodie Johnston vs. St. Bonaventure (March 5)
 Most triples _____ 2, RJ Austin vs. Saint Mary's (Feb. 21)
 Most home runs _____ 1, 7x, last Johnston/Rose at UCLA (Feb. 28)
 Most total bases _____ 7, Brodie Johnston at UCLA (Feb. 28)
 Most RBIs _____ 4, 2x, last Brodie Johnston at UCLA (Feb. 28)
 Most stolen bases _____ 2, 4x, last RJ Austin vs. St. Bonaventure (March 5)
 Most walks _____ 3, 3x, last Maldonado/Davis vs. Saint Mary's (Feb. 21)
 Most strikeouts _____ 4, Chris Maldonado at Grand Canyon (Feb. 14)
 Longest hitting streak _____ 11, Jacob Humphrey (Feb. 16-pres.)

MISCELLANEOUS TEAM

Longest winning streak _____ 8 games (Feb. 16-28)
 Longest losing streak _____ 2 games (March 1-2)
 Most games over .500 _____ 8 games, 9-1 (Feb. 28)
 Most games under .500 _____ N/A
 Longest game, innings _____ 9 inn., 10x, last vs. UConn (March 2)
 Longest game, time _____ 3:34 at USC (March 1)
 Shortest game, time _____ 2:17 (7 inn.) vs. Saint Mary's (Feb. 23)
 Largest crowd, Hawkins Field _____ 3,360 vs. Saint Mary's (Feb. 22)
 Smallest crowd, Hawkins Field _____ 3,064 vs. St. Bonaventure (March 5)
 Largest crowd, road _____ 5,294 at Grand Canyon (Feb. 14)
 Smallest crowd, road _____ 825 vs. UC Irvine (Feb. 16)
 Largest winning margin _____ 13, 2x, last 14-1 (7 inn.) vs. St. Bonaventure (March 5)
 Largest losing margin _____ 4, 2-6 vs. UConn (March 2)
 Largest deficit overcome to win _____ 4, vs. Saint Mary's (Feb. 22)
 Largest lead relinquished to lose _____ 1 vs. UConn (March 2)
 Most double plays turned _____ 1, 6x, last at USC (March 1)
 Most double plays turned by opponent _____ 2 vs. Air Force (Feb. 17)
 Most errors _____ 3 vs. Saint Mary's (Feb. 22)
 Most errors by an opponent _____ 3 at Grand Canyon (Feb. 14)
 Most stolen bases by an opponent _____ 1, 6x, last vs. St. Bonaventure (March 5)

TEAM PITCHING

Most walks _____ 8 vs. Saint Mary's (Feb. 22)
 Fewest walks _____ 1 at Grand Canyon (Feb. 14)
 Most runs allowed, game _____ 8 vs. UC Irvine (Feb. 16)
 Most runs allowed, inning _____ 6 (6th inn.) vs. UC Irvine (Feb. 16)
 Most hits allowed, game _____ 9, 3x, last vs. Saint Mary's (Feb. 21)
 Most hits allowed, inning _____ 4 (6th inn.) vs. UC Irvine (Feb. 16)
 Fewest hits allowed, game _____ 2 (7 inn.) vs. Saint Mary's (Feb. 23)
 Most home runs allowed, game _____ 3 vs. UConn (March 2)
 Most consecutive scoreless inn. _____ 10 vs. Saint Mary's (Feb. 22-23)

2025 HOME RUN NOTES

HOMERS AT THE HAWK: 2
HOMERS ON THE ROAD: 5

SOLO HOMERS: 5
2-RUN HOMERS: 0

3-RUN HOMERS: 1
GRAND SLAMS: 1

2-HOME RUN GAMES BY VANDERBILT (0 in 2025)
 Last: Alan Espinal, 5/22/24 vs. #1 Tennessee [SECT]

3-HOME RUN GAMES BY VANDERBILT (0 IN 2025)
 Last: Connor Kaiser, 6/3/18 at Clemson

PINCH-HIT HOME RUNS BY VANDERBILT (0 IN 2025)
 Last: Troy LaNeve, 5/18/24 at #2 Kentucky

GRAND SLAMS BY VANDERBILT (1 IN 2025)
 Last: Riley Nelson, 2/16/25 vs. UC Irvine

FIRST-INNING LEADOFF HOME RUNS BY VANDERBILT (1 in 2025)
 Last: RJ Austin, 2/15/25 vs. #24 Nebraska

WALK-OFF HOME RUNS (0 IN 2025)
 Last: Davis Diaz, 4/23/24 vs. UT Martin

INSIDE-THE-PARK HOME RUNS BY VANDERBILT (0 IN 2025)
 Last: Will Toffey, 3/22/17 vs. Belmont

BACK-TO-BACK HOME RUNS BY VANDERBILT (1 IN 2025)
 Last: Brodie Johnston and Mac Rose (1st inn.), 2/28/25 at UCLA

THE LAST TIME VANDERBILT ...

Won 5 or more consecutive games _____ 8 games (Feb. 16-28, 2025)
 Won 7 or more consecutive games _____ 8 games (Feb. 16-28, 2025)
 Won 10 or more consecutive games _____ 14 games (Feb. 27-March 12, 2024)
 Won 13 or more consecutive games _____ 14 games (Feb. 27-March 19, 2024)
 Won 14 or more consecutive games _____ 14 games (Feb. 27-March 19, 2024)
 Won 15 or more consecutive games _____ 15 games (March 14-April 6, 2023)

Won 5 or more consecutive home games _____ 8 games (May 12, 2024-pres.)
 Won 8 or more consecutive home games _____ 8 games (May 12, 2024-pres.)
 Won 10 or more consecutive home games _____ 17 games (Feb. 27-April 19, 2024)
 Won 20 or more consecutive home games _____ Never Happened

Won 5 or more consecutive road games _____ 5 games (March 5, 2023-April 6, 2023)
 Won 7 or more consecutive road games _____ 7 games (March 25, 2021-April 16, 2021)
 Won 10 or more consecutive road games _____ 11 games (April 9-May 17, 2019)
 Won 12 or more consecutive road games _____ 13 games (April 20, 2013-March 18, 2014)

Won 5 or more consecutive conference games _____ 10 games (March 16, 2023-April 6, 2023)
 Won 6 or more consecutive conference games _____ 10 games (March 16, 2023-April 6, 2023)
 Won 9 or more consecutive conference games _____ 10 games (March 16, 2023-April 6, 2023)
 Won 11 or more consecutive conference games _____ 11 games (April 20-May 16, 2013)

Won 5 or more consecutive conference home games _____ 8 games (March 15-April 19, 2024)
 Won 8 or more consecutive conference home games _____ 8 games (March 15-April 19, 2024)
 Won 9 or more consecutive conference home games _____ 12 games (March 23-May 16, 2013)

Won 5 or more consecutive conference road games _____ 16 games (April 19, 2019-April 16, 2021)
 Won 7 or more consecutive conference road games _____ 16 games (April 19, 2019-April 16, 2021)
 Won 9 or more consecutive conference road games _____ 16 games (April 19, 2019-April 16, 2021)

Won 5 or more consecutive midweek games _____ 16 games (Feb. 21, 2024-pres.)
 Won 10 or more consecutive midweek games _____ 16 games (Feb. 21, 2024-pres.)
 Won 15 or more consecutive midweek games _____ 16 games (Feb. 21, 2024-pres.)
 Won 20 or more consecutive midweek games _____ 25 games (March 5, 2019-April 20, 2021)

Won 5 or more consecutive midweek home games _____ 15 games (Feb. 21, 2024-pres.)
 Won 10 or more consecutive midweek home games _____ 15 games (Feb. 21, 2024-pres.)
 Won 15 or more consecutive midweek home games _____ 15 games (Feb. 21, 2024-pres.)
 Won 20 or more consecutive midweek home games _____ 28 games (March 5, 2019-April 19, 2022)

Lost 5 or more consecutive games _____ 6 games (April 29-May 8, 2018)
 Lost 7 or more consecutive games _____ 7 games (March 28-April 6, 1997)
 Lost 8 or more consecutive games _____ 12 games (March 25-April 10, 1994)

Lost 4 or more consecutive home games _____ 4 games (Feb. 24-29, 2012)
 Lost 5 or more consecutive home games _____ 6 games (April 30-May 22, 2005)
 Lost 6 or more consecutive home games _____ 6 games (April 30-May 22, 2005)
 Lost 7 or more consecutive home games _____ 9 games (1965-1966)

Lost 5 or more consecutive road games _____ 5 games (May 3-17, 2024)
 Lost 6 or more consecutive road games _____ 6 games (March 30-April 20, 2018)
 Lost 7 or more consecutive road games _____ 8 games (Feb. 17-April 6, 2012)
 Lost 8 or more consecutive road games _____ 8 games (Feb. 17-April 6, 2012)
 Lost 9 or more consecutive road games _____ 9 games (March 25-April 26, 1994)
 Lost 10 or more consecutive road games _____ 11 games (April 18, 1978-March 5, 1979)

Lost 5 or more consecutive conference games _____ 7 games (April 26-May 11, 2024)
 Lost 6 or more consecutive conference games _____ 7 games (April 26-May 11, 2024)
 Lost 7 or more consecutive conference games _____ 7 games (April 26-May 11, 2024)
 Lost 8 or more consecutive conference games _____ 11 games (April 5-27, 2002)
 Lost 9 or more consecutive conference games _____ 11 games (April 5-27, 2002)
 Lost 10 or more consecutive conference games _____ 11 games (April 5-27, 2002)

Lost 5 or more consecutive conference home games _____ 5 games (April 12-27, 2002)
 Lost 6 or more consecutive conference home games _____ 9 games (April 14-May 14, 2000)
 Lost 7 or more consecutive conference home games _____ 9 games (April 14-May 14, 2000)
 Lost 8 or more consecutive conference home games _____ 9 games (April 14-May 14, 2000)

Lost 5 or more consecutive conference road games _____ 8 games (April 12 - May 17, 2024)
 Lost 6 or more consecutive conference road games _____ 8 games (April 12 - May 17, 2024)
 Lost 7 or more consecutive conference road games _____ 8 games (April 12 - May 17, 2024)
 Lost 8 or more consecutive conference road games _____ 8 games (April 12 - May 17, 2024)
 Lost 10 or more consecutive conference road games _____ 10 games (April 5-May 17, 2002)

Shutout an opponent _____ vs. Saint Mary's, 10-0 (7 inn.)(Feb. 23, 2025)
 Shutout an opponent on Opening Day _____ vs. #7 Oklahoma State, 3-0 (Feb. 18, 2022)
 Shutout an opponent at home _____ vs. Saint Mary's, 10-0 (7 inn.)(Feb. 23, 2025)
 Shutout an SEC opponent at home _____ vs. #1 Tennessee, 3-0 (May 12, 2024)
 Shutout an opponent on the road _____ at Missouri, 5-0, (April 8, 2023)
 Shutout an SEC opponent on the road _____ at Missouri, 5-0, (April 8, 2023)
 Shutout an opponent on a neutral field _____ vs. Duke, 3-0 @ Nashville Super Regional (June 8, 2019)
 Shutout a midweek opponent at home _____ vs. Tennessee Tech, 7-0 (April 19, 2022)
 Shutout a midweek opponent on the road _____ at Middle Tennessee, 1-0 (April 12, 2011)
 Shutout back-to-back opponents _____ vs. Tennessee Tech, 7-0; at Kentucky, 10-0 (April 19-22, 2022)
 Shutout three consecutive opponents _____ vs. South Alabama, 3-0 + 4-0; vs. Illinois-Chicago, 9-0 (Feb. 18-21, 2020)

Was shutout _____ at #19 Georgia, 0-10 (7 inn.) (May 3, 2024)
 Was shutout in back-to-back games _____ at #3 Texas A&M, 0-15 (7 inn.), 0-9 (April 12-13, 2024)
 Was shutout on Opening Day _____ vs. San Diego, 10-0 (Feb. 17, 2006)
 Was shutout at home _____ vs. #17 UCLA, 3-0 (Feb. 25, 2023)

Was shutout at home by an SEC opponent _____ #1 Tennessee, 5-0 (April 3, 2022)
 Was shutout on the road _____ at #19 Georgia, 0-10 (7 inn.) (May 3, 2024)
 Was shutout on the road by an SEC opponent _____ at #19 Georgia, 0-10 (7 inn.) (May 3, 2024)
 Was shutout on a neutral field _____ vs. Mississippi State, 9-0, at College World Series (June 30, 2021)
 Was shutout against a midweek opponent at home _____ vs. #10 Louisville, 1-0 (May 3, 2022)
 Was shutout against a midweek opponent on the road _____ at North Florida, 2-0 (March 5, 1991)
 Was shutout against a non-conference opponent on a neutral site _____ vs. NC State, 1-0, at CWS (June 21, 2021)

Run-ruled an opponent _____ vs. St. Bonaventure, 14-1 (7 inn.)(March 5, 2025)
 Run-ruled an opponent at home _____ vs. St. Bonaventure, 14-1 (7 inn.)(March 5, 2025)
 Run-ruled an opponent this season _____ 3x, last vs. St. Bonaventure, 14-1 (7 inn.)(March 5, 2025)

Was run-ruled _____ at #2 Kentucky, 7-17 (7 inn.) (May 17, 2024)

Played in 14 or more innings _____ 14 innings, vs. Illinois-Chicago (W, 6-5) (Feb. 27, 2016)
 Played in 15 or more innings _____ 16 innings, vs. Ole Miss (L, 6-5) (April 10, 2015)
 Played in 16 or more innings _____ 16 innings, vs. Ole Miss (L, 6-5) (April 10, 2015)
 Played in 17 or more innings _____ 2x, last 17 innings, vs. Evansville (W, 2-1) (March 8, 2023)
 _____ Previous: 17 innings, vs. Louisville (W, 11-10) (May 11, 2010)

Won both games of a doubleheader _____ vs. Wagner: 12-1, 13-1 (March 5, 2022)
 Shutout opponent in both games of a doubleheader _____ vs. Georgia: 3-0, 6-0 (April 27, 1976)
 Lost both games of a doubleheader _____ at South Carolina: 4-8, 3-8 (March 23, 2024)

Swept a 3-game series at home _____ vs. Saint Mary's (Feb. 21-23, 2025)
 Swept a 3-game series at home vs. non-conference opponent _____ vs. Saint Mary's (Feb. 21-23, 2025)
 Swept a 3-game series on the road _____ at Mississippi State (March 24-27, 2023)
 Swept a 3-game SEC series at home _____ vs. Missouri (March 28-30, 2024)
 Swept a 3-game SEC series on the road _____ at Mississippi State (March 24-27, 2023)
 Swept a midweek series at home _____ 2 games, vs. Air Force (Feb. 17-18, 2025)
 Swept a midweek series on the road _____ 2 games, at Ohio (May 17-18, 2005)
 Swept a four-game series _____ at Hawaii (March 4-6, 2022)

Was swept in a 3-game series at home _____ vs. #1 Tennessee (April 1-3, 2022)
 Was swept in a 3-game series at home vs. non-conference opponent _____ vs. Oregon (Feb. 24-26, 2012)
 Was swept in a 3-game series on the road _____ at #19 Georgia (May 3-5, 2024)
 Was swept in a 3-game SEC series at home _____ vs. #1 Tennessee (April 1-3, 2022)
 Was swept in a 3-game SEC series on the road _____ at #19 Georgia (May 3-5, 2024)

Swept 3 or more SEC series in a season _____ 4, 2023 (vs. Ole Miss, at Miss. St., vs. Georgia, vs. UK)
 Swept 5 or more SEC series in a season _____ 5, 2019 (vs. UF, at ALA, vs. AUB, at USC, at UK)
 Swept 6 or more SEC series in a season _____ 6, 2013 (at AUB, vs. UT, at OM, vs. MIZ, vs. MSU, vs. UK)
 Was swept in 3 or more SEC series in a season _____ 3, 2024 (at USC, at TAMU, at UGA)
 Was swept in 4 or more SEC series in a season _____ 4, 2002 (vs. UGA, at OM, at UF, at AUB)

Swept Alabama in a 3-game series at home _____ April 9-11, 2011
 Swept Alabama in a 3-game series on the road _____ April 19-21, 2019
 Was swept by Alabama in a 3-game series at home _____ April 17-19, 2009
 Was swept by Alabama in a 3-game series on the road _____ April 22-23, 2006

Swept Florida in a 3-game series at home _____ March 21-23, 2019
 Swept Florida in a 3-game series on the road _____ Never Happened
 Was swept by Florida in a 3-game series at home _____ May 20-22, 2005
 Was swept by Florida in a 3-game series on the road _____ May 12-14, 2023

Swept Georgia in a 3-game series at home _____ March 31-April 2, 2023
 Swept Georgia in a 3-game series on the road _____ April 3-5, 2015
 Was swept by Georgia in a 3-game series at home _____ March 31-April 2, 2023
 Was swept by Georgia in a 3-game series on the road _____ May 3-5, 2024

Swept Kentucky in a 3-game series at home _____ April 28- April 30, 2023
 Swept Kentucky in a 3-game series on the road _____ May 16-18, 2019
 Was swept by Kentucky in a 3-game series at home _____ May 12-14, 2000
 Was swept by Kentucky in a 3-game series on the road _____ April 9-10, 1988

Swept LSU in a 3-game series at home _____ April 22-24, 2011
 Swept LSU in a 3-game series on the road _____ April 1-3, 2021
 Was swept by LSU in a 3-game series at home _____ May 19-21, 2022
 Was swept by LSU in a 3-game series on the road _____ March 7-9, 1997

Swept Mississippi State in a 3-game series at home _____ April 26-28, 2023
 Swept Mississippi State in a 3-game series on the road _____ March 24-27, 2013
 Was swept by Mississippi State in a 3-game series at home _____ April 20-21, 1991
 Was swept by Mississippi State in a 3-game series on the road _____ March 11-12, 2000

Swept Missouri in a 3-game series at home _____ March 28-30, 2024
 Swept Missouri in a 3-game series on the road _____ March 25-27, 2021
 Was swept by Missouri in a 3-game series at home _____ Never Happened
 Was swept by Missouri in a 3-game series on the road _____ Never Happened

Swept South Carolina in a 3-game series at home _____ Never Happened
 Swept South Carolina in a 3-game series on the road _____ May 3-5, 2019
 Was swept by South Carolina in a 3-game series at home _____ April 12-14, 2002
 Was swept by South Carolina in a 3-game series on the road _____ March 23-24, 2024

Swept Tennessee in a 3-game series at home _____ March 29-31, 2013
 Swept Tennessee in a 3-game series on the road _____ May 2-4, 2008
 Was swept by Tennessee in a 3-game series at home _____ April 1-3, 2022
 Was swept by Tennessee in a 3-game series on the road _____ April 21-23, 2023

Swept Texas A&M in a 3-game series at home _____ Never Happened
 Swept Texas A&M in a 3-game series on the road _____ Never Happened
 Was swept by Texas A&M in a 3-game series at home _____ Never Happened
 Was swept by Texas A&M in a 3-game series on the road _____ April 12-14, 2024

THE LAST TIME VANDERBILT ...

Defeated a Top 25 ranked team _____ vs. #15 Mississippi State, 4-3 [SECT] (May 23, 2024)
 Defeated a Top 25 ranked team at home _____ vs. #1 Tennessee, 3-0 (May 12, 2024)
 Defeated a Top 25 ranked team on the road _____ at #2 Kentucky, 12-4 (May 18, 2024)
 Defeated a Top 25 ranked team at a neutral site _____ vs. #15 Mississippi State, 4-3 [SECT] (May 23, 2024)
 Defeated a Top 25 ranked non-conference team _____ vs. #15 Texas, 14-11 (March 3, 2024)
 Defeated a Top 25 ranked non-conference team at home _____ vs. #17 UCLA, 2-1 (Feb. 26, 2023)
 Defeated a Top 25 ranked non-conference team on the road _____ at #13 Oklahoma State - Game 2, 18-4 (March 13, 2021)

Defeated a Top 20 ranked team _____ vs. #15 Mississippi State, 4-3 [SECT] (May 23, 2024)
 Defeated a Top 20 ranked team at home _____ vs. #1 Tennessee, 3-0 (May 12, 2024)
 Defeated a Top 20 ranked team on the road _____ at #2 Kentucky, 12-4 (May 18, 2024)
 Defeated a Top 20 ranked team at a neutral site _____ vs. #15 Mississippi State, 4-3 [SECT] (May 23, 2024)

Defeated a Top 15 ranked team _____ vs. #15 Mississippi State, 4-3 [SECT] (May 23, 2024)
 Defeated a Top 15 ranked team at home _____ vs. #1 Tennessee, 3-0 (May 12, 2024)
 Defeated a Top 15 ranked team on the road _____ at #2 Kentucky, 12-4 (May 18, 2024)
 Defeated a Top 15 ranked team at a neutral site _____ vs. #15 Mississippi State, 4-3 [SECT] (May 23, 2024)

Defeated a Top 10 ranked team _____ vs. #1 Tennessee, 13-4 [SECT] (May 22, 2024)
 Defeated a Top 10 ranked team at home _____ vs. #1 Tennessee, 3-0 (May 12, 2024)
 Defeated a Top 10 ranked team on the road _____ at #2 Kentucky, 12-4 (May 18, 2024)
 Defeated a Top 10 ranked team at a neutral site _____ vs. #1 Tennessee, 13-4 [SECT] (May 22, 2024)

Defeated a Top 5 ranked team _____ vs. #1 Tennessee, 13-4 [SECT] (May 22, 2024)
 Defeated a Top 5 ranked team at home _____ vs. #1 Tennessee, 3-0 (May 12, 2024)
 Defeated a Top 5 ranked team on the road _____ at #2 Kentucky, 12-4 (May 18, 2024)
 Defeated a Top 5 ranked team at a neutral site _____ vs. #1 Tennessee, 13-4 [SECT] (May 22, 2024)

Defeated a #1 ranked team _____ vs. #1 Tennessee, 3-0 (May 12, 2024)
 Defeated a #1 ranked team at home _____ vs. #1 Tennessee, 3-0 (May 12, 2024)
 Defeated a #1 ranked team on the road _____ at #1 Florida, 5-0 (May 14, 2016)
 Defeated a #1 ranked team at a neutral site _____ vs. #1 Tennessee, 13-4 [SECT] (May 22, 2024)

Won a series against a Top 25 ranked team _____ at #18 LSU, 6-10, 8-6, 13-3 (8 inn.) (April 4-6, 2024)
 Won a series against a Top 10 ranked team _____ vs. #2 Arkansas, 2-8, 10-8, 7-6 (May 18-20, 2023)
 Won a series against a Top 25 ranked team at home _____ vs. #18 Auburn, 11-1, 13-5, 9-6 (March 15-17, 2024)
 Won a series against a Top 10 ranked team at home _____ vs. #2 Arkansas, 2-8, 10-8, 7-6 (May 18-20, 2023)
 Won a series against a Top 25 ranked team on the road _____ at #18 LSU, 6-10, 8-6, 13-3 (8 inn.) (April 4-6, 2024)
 Won a series against a Top 10 ranked team on the road _____ at #4 Arkansas, 9-6, 6-11, 5-0 (May 13-15, 2022)
 Swept a series against a Top 25 ranked team _____ vs. #18 Auburn, 11-1, 13-5, 9-6 (March 15-17, 2024)
 Swept a series against a Top 10 ranked team _____ 2 games, at #1 Arkansas, 9-0, 13-6 (April 10-11, 2009)
 3 games, vs. #3 Ole Miss, 12-2, 8-0, 7-2 (March 16-18, 2023)
 Played to a tie _____ vs. Alabama, 3-3 - 8 inn. (May 20, 2017)

Hit back-to-back home runs _____ Brodie Johnston (3-run), Mac Rose (solo) at UCLA (Feb. 28, 2025)
 Hit back-to-back HR twice in a game _____ Spencer Jones (solo), Dominic Keegan (solo) - 3rd inn.;
 _____ Tate Kolwyck (solo), Carter Young (solo) - 7th inn. vs. Missouri (March 20, 2022)

Had multiple players hit 2-or-more home runs _____
 Stephen Scott (2), Philip Clarke (2), Connor Kaiser (3) at Clemson (June 3, 2018)
 Hit 2 or more home runs in an inning _____ 2, 1st inn. at UCLA (Feb. 28, 2025)
 Hit 3 or more home runs in an inning _____ 3, 4th inning, vs. Georgia State (May 2, 2023)
 Hit 5 or more home runs in a game _____ 5, vs. Duke (June 9, 2019)
 Hit 6 or more home runs in a game _____ 9, vs. #8 Clemson @ NCAA Clemson Regional (June 3, 2018)
 Hit 8 or more home runs in a game _____ 9, vs. #8 Clemson @ NCAA Clemson Regional (June 3, 2018)
 Hit multiple grand slams in a single game _____ 2, Noland Parker at Mississippi State (March 24, 2023)
 Hit multiple grand slams in a season _____ 3 (A. Espinal, P. Noland, P. Noland) (2023)
 Hit 3 or more grand slams in a season _____ 3 (A. Espinal, P. Noland, P. Noland) (2023)
 Hit 4 or more grand slams in a season _____ 4 (D. Keegan, T. Kolwyck, C. Young, I. Thomas) (2021)

Homered in 3 or more consecutive innings _____ 3, vs. #1 Tennessee, 7th-8th-9th [SECT] (May 22, 2024)
 Homered in 4 or more consecutive innings _____ 4, vs. Clemson, 5th-6th-7th-8th (June 3, 2018)
 Homered in 5 or more consecutive games _____ 13 games (March 1-22, 2022)
 Homered in 8 or more consecutive games _____ 13 games (March 1-22, 2022)
 Homered in 9 or more consecutive games _____ 13 games (March 1-22, 2022)
 Homered in 10 or more consecutive games _____ 13 games (March 1-22, 2022)

Scored 10 or more runs in 3 consecutive games _____ 4 games (Feb. 21-25, 2025)
 Scored 10 or more runs in 4 consecutive games _____ 4 games (Feb. 21-25, 2025)
 Scored 10 or more runs in 5 or more consecutive games _____ 6 games (April 22-May 1, 2011)
 Scored 15 or more runs in a game _____ 16, vs. Tennessee Tech (7 inn.) (Feb. 25, 2025)
 Scored 20 or more runs in a game _____ 20, vs. Indiana State (Feb. 27, 2024)
 Scored 20 or more runs in consecutive games _____ 21-10 vs. Tennessee Tech; 22-11 at S. Carolina (April 30; May 3, 2019)

Scored 10 or more runs in a loss _____ 12-14, vs. Arkansas (April 14, 2019)
 Scored 15 or more runs in a loss _____ 15-16, 10 inn. - at LSU (May 7, 2010)
 Scored 17 or more runs in a loss _____ 17-22, vs. Michigan State (March 20, 1993)
 Scored 20 or more runs in a loss _____ Never Happened

Scored 10 or more unanswered runs _____ 13 vs. St. Bonaventure (March 5, 2025)
 Scored 15 or more unanswered runs _____ 16 vs. Tennessee Tech (Feb. 25, 2025)
 Scored 20 or more unanswered runs _____ 21, vs. Radford @ NCAA Nashville Regional (June 1, 2015)

Scored in 5 consecutive innings _____ 5, (1st-5th) vs. Tennessee Tech (Feb. 25, 2025)
 Scored in 6 consecutive innings _____ 8, (1st-8th) at #18 LSU (April 6, 2024)
 Scored in 7 consecutive innings _____ 8, (1st-8th) at #18 LSU (April 6, 2024)
 Scored in 8 consecutive innings _____ 8, (1st-8th) at #18 LSU (April 6, 2024)
 Scored in 9 or more consecutive innings (multiple games) _____ 13 innings, three games (April 5-9, 2024)

Scored 5 or more runs in the first inning _____ 7, vs. MTSU (April 9, 2024)
 Scored 6 or more runs in the first inning _____ 7, vs. MTSU (April 9, 2024)
 Scored 7 or more runs in the first inning _____ 7, vs. MTSU (April 9, 2024)
 Scored 9 or more runs in the first inning _____ 9, vs. Samford (March 12, 2019)

Scored in the first inning in 4 or more consecutive games _____ 4 games (May 24-27, 2023)
 Scored 7 or more runs in an inning _____ 7, (6th inn.) vs. St. Bonaventure (March 5, 2025)
 Scored 10 or more runs in an inning _____ 10, (5th inn.) vs. Belmont, 13-4 (March 22, 2022)
 Scored 14 or more runs in an inning _____ 14 (3rd inn.) vs. Middle Tennessee (May 15, 2018)
 Scored 4 or more runs in three diff. innings _____ 4 (1st inn.), 5 (3rd inn.), 4 (4th inn.) vs. Tennessee Tech (Feb. 25, 2025)
 Scored 4 or more runs in three diff. innings in consecutive games _____ 6 (1st inn), 5 (3rd inn) & 4 (4th inn)
 vs. Tennessee Tech (April 30, 2019) and 7 (4th inn), 9 (6th inn) & 5 (7th inn) at S. Carolina (May 3, 2019)

Scored 10 or more runs in a road game _____ 12, at #2 Kentucky (May 18, 2024)
 Scored 15 or more runs in a road game _____ 15, at Lipscomb (April 16, 2024)
 Scored 20 or more runs in a road game _____ 26, at Mississippi State (March 24, 2023)
 Scored 25 or more runs in a road game _____ 26, at Mississippi State (March 24, 2023)

Allowed 10 or more runs in a loss _____ 17, at #2 Kentucky (May 17 2024)
 Allowed 10 or more runs in a win _____ 11, vs. Florida Atlantic (Feb. 16, 2024)
 Allowed 15 or more runs in a game _____ 17, at #2 Kentucky (May 17 2024)
 Allowed 20 or more runs in a game _____ 20, vs. Florida (April 15, 2017)
 Allowed 7 or more runs in an inning _____ 7, 8th inn. vs. Dayton (Feb. 20, 2024)
 Allowed 10 or more runs in an inning _____ 13, 7th inn. vs. Xavier (June 4, 2016)
 Allowed 5 or more runs in the first inning _____ 5, at #2 Kentucky (May 17, 2024)

Overcame a deficit of 4 or more runs in a win _____ 4, vs. Saint Mary's (Feb. 22, 2025)
 Overcame a deficit of 5 or more runs in a win _____ 5, vs. Tennessee Tech (April 30, 2024)
 Overcame a deficit of 6 or more runs in a win _____ 8, vs. #15 Texas (March 3, 2024)
 Overcame a deficit of 7 or more runs in a win _____ 8, vs. #15 Texas (March 3, 2024)
 Overcame a deficit of 8 or more runs in a win _____ 8, vs. #15 Texas (March 3, 2024)
 Overcame a deficit of 9 or more runs in a win _____ 10, vs. Illinois State (March 1, 2015)

Squandered a lead of 5 or more runs in a loss _____ 6, vs. Gonzaga (Feb. 25, 2024)
 Squandered a lead of 6 or more runs in a loss _____ 6, vs. Gonzaga (Feb. 25, 2024)
 Squandered a lead of 7 or more runs in a loss _____ 7, vs. South Carolina (April 27, 2018)

Had 15 or more hits in a game _____ 15, vs. #1 Tennessee [SECT] (May 22, 2024)
 Had 15 or more hits in a win _____ 15, vs. #1 Tennessee [SECT] (May 22, 2024)
 Had 18 or more hits in a game _____ 18, vs. Georgia (April 1, 2023)
 Had 18 or more hits in a win _____ 18, vs. Georgia (April 1, 2023)
 Had 20 or more hits in a win _____ 23, at Auburn (April 9, 2022)
 Had 30 or more hits in a game _____ 30, vs. Alabama (April 17, 1988)
 Had 50 or more hits in an SEC series _____ 54, vs. Missouri (April 12-14, 2013)
 Had 15 or more hits in a loss _____ 17, vs. Florida (April 15, 2017)

Had at least 15 hits in back-to-back games _____ 17, 17, vs. #18 Auburn (March 16-17, 2024)
 Had at least 10 hits in 5 or more consecutive games _____ 5 games (March 11-18, 2022)
 Had at least 10 hits in 6 or more consecutive games _____ 6 games (Feb. 20-March 1, 2019)
 Had at least 10 hits in 7 or more consecutive games _____ 7 games (Feb. 18-27, 2018)
 Had at least 10 hits in 8 or more consecutive games _____ 8 games (Feb. 27-March 12, 2010)

Had 5 or more doubles in a game _____ 5, vs. Florida (April 19, 2024)
 Had 6 or more doubles in a game _____ 7, vs. Gonzaga (Feb. 25, 2024)
 Had 7 or more doubles in a game _____ 7, vs. Gonzaga (Feb. 25, 2024)
 Allowed 5 or more doubles in a game _____ 5, at #22 Georgia (May 6, 2022)
 Allowed 6 or more doubles in a game _____ 8, vs. Nebraska (March 3, 2023))

Had 2 or more triples in a game _____ 2, vs. Saint Mary's (Feb. 21, 2025)
 Had 3 or more triples in a game _____ 4, vs. Radford (May 31, 2015)
 Had 4 or more triples in a game _____ 4, vs. Radford (May 31, 2015)
 Allowed 2 or more triples in a game _____ 2, vs. Duke (June 7, 2019)
 Allowed 3 or more triples in a game _____ 3, vs. Texas A&M (April 11, 2014)

THE LAST TIME VANDERBILT ...

Allowed 3 or more home runs in a game _____ 3 vs. UConn (March 2, 2025)
 Allowed 4 or more home runs in a game _____ 4, at #19 Georgia (May 4, 2024)
 Allowed 5 or more home runs in a game _____ 5, at #3 Texas A&M (April 12, 2024)

Did not draw a walk in a game _____ at Grand Canyon (Feb. 14, 2025)
 Walked 10 or more times in a game _____ 13, vs. Tennessee Tech (Feb. 25, 2025)
 Walked 15 or more times in a game _____ 17, vs. Davidson (March 5, 2019)
 Walked 18 or more times in a game _____ 19, vs. Middle Tennessee (May 15, 2018)
 Allowed 0 walks in a game _____ vs. Florida [SECT] (May 21, 2024)
 Allowed 0 walks in back-to-back games _____ vs. Illinois State (March 9-10, 2024)
 Allowed 10 or more walks in a game _____ 10, vs. Indiana State (April 18, 2023)
 Allowed 12 or more walks in a game _____ 12, vs. Austin Peay (Feb. 27, 2019)
 Allowed 10-plus walks in back-to-back games _____ 12, vs. Illinois State; 12, vs. Evansville (March 1-3, 2015)

Did not strikeout in a game _____ vs. Tennessee-Martin (Feb. 23, 2005)
 Struck out 12 or more times in a game _____ 14 at USC (March 1, 2025)
 Struck out 15 or more times in a game _____ 15, vs. #15 Mississippi State [SECT] (May 23, 2024)
 Struck out 15 or more batters in a game _____ 16 vs. Air Force (Feb. 18, 2025)
 Struck out 19 or more batters in a game _____ 24, vs. Evansville (17 inn.) (March 8, 2023)
 Struck out 20 or more batters in a game _____ 24, vs. Evansville (17 inn.) (March 8, 2023)
 Struck out 10 or more batters in 5 consecutive games _____ 7 games (Feb. 14-22, 2025)
 Struck out 10 or more batters in 8 consecutive games _____ 9 games (Feb. 18-March 5, 2022)

Pitching staff held opponent scoreless for 10 consecutive inn. in a game _____ 15 inn. vs. Evansville (March 8, 2023)

Had 5 or more hit batters in a game _____ 5, vs. UAB (Feb. 22, 2023)
 Had 6 or more hit batters in a game _____ 6, Tennessee Tech (April 19, 2022)

Had 5 or more stolen bases in a game _____ 5, vs. Saint Mary's (Feb. 23, 2025)
 Had 6 or more stolen bases in a game _____ 6, vs. Eastern Michigan (March 5, 2024)
 Had 7 or more stolen bases in a game _____ 7, vs. UMass-Lowell (Feb. 25, 2018)
 Had 8 or more stolen bases in a game _____ 8, vs. UNC-Wilmington (June 1, 2012)

Left 13 or more runners on base _____ 17, vs. Saint Mary's (Feb. 21, 2025)
 Left 14 or more runners on base _____ 17, vs. Saint Mary's (Feb. 21, 2025)
 Left 15 or more runners on base _____ 17, vs. Saint Mary's (Feb. 21, 2025)
 Left 16 or more runners on base _____ 17, vs. Saint Mary's (Feb. 21, 2025)

Committed 4 or more errors in a game _____ 4, vs. Arkansas (May 18, 2022)
 Committed 5 or more errors in a game _____ 6, at Middle Tennessee (March 22, 2016)
 Committed 6 or more errors in a game _____ 6, at Middle Tennessee (March 22, 2016)

Combined for a no-hitter _____ at Minnesota (Carter, Hliboki, Ginther, Maldonado), March 5, 2023
 Combined for a perfect game _____ at Western Kentucky (J. Lewis, N. Pilkington, J. Scott, M. Buschmann), May 6, 2003
 Combined on a one-hitter _____ vs. Missouri (Cunningham, Green), March 29, 2024
 Combined on a two-hitter _____ vs. Saint Mary's (7 inn.) (Bowker, Ginther, Kranzler) Feb. 23, 2025
 Combined on a three-hitter _____ at UCLA (Thompson, Fennell, Kranzler) Feb. 28, 2025
 Was no-hit _____ at Texas A&M (Kyle Simonds, 9.0), May 7, 2016

Started six true freshmen _____ at Auburn (Austin Martin - LF, Philip Clarke - DH, Pat DeMarco - RF, Jayson Gonzalez - SS, Garrett Blaylock - 3B, Mason Hickman - SP), May 6, 2018

HITTING:

Hit an inside-the-park home run _____ Will Toffey vs. Belmont (March 22, 1917)
 Hit a pinch-hit home run _____ Troy LaNeve at #2 Kentucky (May 18, 2024)
 Hit a grand slam _____ Riley Nelson vs. UC Irvine (Feb. 16, 2025)
 Hit a grand slam on the road _____ Parker Noland at Mississippi State (March 24, 2023)

Hit a walk-off home run _____ Davis Diaz vs. UT Martin (April 23, 2024)
 Hit a walk-off home run in SEC game _____ Troy LaNeve vs. Kentucky (May 20, 2021)
 Hit an extra-inning walk-off home run _____ Isaiah Thomas vs. Hawaii, 11th inning (March 1, 2020)
 Hit a postseason walk-off home run _____ JJ Bleday vs. Mississippi State (June 9, 2018)
 Had a walk-off base hit _____ Camden Kozeal vs. Gonzaga (Feb. 24, 2024)
 Drew a walk-off walk _____ Carter Young vs. TCU (March 8, 2020)
 Walk-off hit-by-pitch _____ RJ Austin vs. Tennessee Tech (April 30, 2024)

Hit two triples in a game _____ RJ Austin vs. Saint Mary's (Feb. 21, 2025)

Had 10 or more total bases in a game _____ Parker Noland (11) at Mississippi State (March 24, 2023)
 Had 11 or more total bases in a game _____ Connor Kaiser (14) at Clemson (June 3, 2018)

Hit 2 or more home runs in a game _____ Alan Espinal vs. #1 Tennessee [SECT] (May 22, 2024)
 Hit 2 or more home runs in an SEC game _____ Braden Holcomb at #18 LSU (April 6, 2024)
 Hit 3 or more home runs in a game _____ Connor Kaiser (3) at Clemson (June 3, 2018)
 Hit 2 or more home runs in consecutive games _____ Davis Diaz at Mississippi State (March 25-26, 2023)

Homered in consecutive at-bats _____ Troy LaNeve, 8th inn., 2nd inn. vs. Arkansas (May 19-20, 2023)
 Homered in consecutive at-bats in an SEC game _____ Troy LaNeve, 8th inn., 2nd inn. vs. Arkansas (May 19-20, 2023)

Hit for the cycle _____ Clinton Johnston vs. Kentucky (April 28, 1996)
 Hit for the cycle in an SEC game _____ Clinton Johnston vs. Kentucky (April 28, 1996)

Had a 20-game hit streak _____ JJ Bleday and Austin Martin, 20 (May 17, 2018-March 1, 2019)
 Had a 25-game hit streak _____ Xavier Turner, 27 (March 4-April 22, 2014)
 Had a 45-game on-base streak _____ JJ Bleday, 50 (March 19-June 26, 2019)

Had 2 hits in an inning _____ Brodie Johnston (6th inn.) vs. St. Bonaventure (March 5, 2025)
 Had 5 or more hits in a game _____ Parker Noland (5) at Mississippi State (March 24, 2023)

Had 5 or more RBIs in a game _____ Alan Espinal (5) vs. #1 Tennessee [SECT] (May 22, 2024)
 Had 6 or more RBIs in a game _____ Troy LaNeve (6) vs. Illinois State (March 8, 2024)
 Had 7 or more RBIs in a game _____ Parker Noland (11) at Mississippi State (March 24, 2023)
 Had 10 or more RBIs in a game _____ Parker Noland (11) at Mississippi State (March 24, 2023)

Stole home _____ Calvin Hewett vs. Florida Atlantic (Feb. 18, 2024)
 Had a triple steal _____ Ethan Paul (home), Jeren Kendall (3rd), Bryan Reynolds (2nd) vs. Auburn (May 19, 2016)
 Had 3 or more stolen bases in a game _____ 3, Calvin Hewett vs. Illinois State (March 8, 2024)
 Had 2 or more stolen bases in an inning _____ 2, Rustan Rigdon at UCLA (Feb. 28, 2025)

Drew four or more walks in a game _____ 4, Jonathan Vastine vs. Eastern Michigan (March 5, 2024)

PITCHING:

Threw a 9-inning no-hitter _____ Jack Leiter vs. #16 South Carolina (March 20, 2021)
 Kumar Rocker vs. Duke @ Nashville Super Regional (June 8, 2019)
 Doug Wessel vs. Belmont (April 19, 1971)

Struck out eight or more consecutive batters _____ Sam Hliboki, 8 vs. UT Martin (April 23, 2024)
 Struck out 10 or more batters in a game _____ Bryce Cunningham, 10 vs. #1 Tennessee (May 10, 2024)
 Struck out 10 or more batters in an SEC game _____ Bryce Cunningham, 10 vs. #1 Tennessee (May 10, 2024)
 Struck out 12 or more batters in a game _____ Bryce Cunningham, 12 vs. Missouri (March 29, 2024)
 True freshman struck out 10 or more batters in a game _____ Devin Futrell, 10, vs. Austin Peay (April 5, 2022)
 True freshman struck out 10 or more batters in debut _____ Jack Leiter, 12, vs. South Alabama (Feb. 18, 2020)
 True freshman struck out 15 or more batters in a game _____ Kumar Rocker, 19, vs. Duke (June 8, 2019)
 Struck out 15 or more batters in a game _____ Jack Leiter, 15, vs. NC State (June 21, 2021)
 Struck out 10 or more batters in consecutive games _____ Greysen Carter (11), Bryce Cunningham (12) vs. Missouri (March 28-29, 2024)

Pitched a 7-inning, complete game _____ Carter Holton, at #4 Arkansas (May 15, 2022)
 Pitched 9 or more innings _____ 9.0, Bryce Cunningham vs. Mississippi State (April 26, 2024)
 Pitched 9 or more scoreless innings _____ 9.0, Bryce Cunningham vs. Mississippi State (April 26, 2024)
 Pitched a 9-inning, complete game _____ 9.0, Bryce Cunningham vs. Mississippi State (April 26, 2024)
 Pitched a 9-inning, complete-game shutout _____ 9.0, Bryce Cunningham vs. Mississippi State (April 26, 2024)
 Picked up 10 or more saves in a season _____ 17, Tyler Brown (2019)
 Picked up 15 or more saves in a season _____ 17, Tyler Brown (2019)
 Picked up win and save on same day _____ Jackson Gillis vs. Ole Miss, Win - Game 1, Save - Game 2 (April 15, 2018)
 Picked up the save (true freshman) _____ Miller Green vs. Missouri (March 30, 2024)

2025 Individual Game-by-Game Stats

#42 RJ Austin - 13 games (All games)

Date	Opponent	Pos	AB	R	H	RBI	2B	3B	HR	BB	SB	CS	HBP	SAC	SF	GDP	K	PO	A	E	Avg
Feb 14	at Grand Canyon	*of	5	1	3	1	1	0	0	1	0	0	0	0	0	0	1	2	0	0	.600
Feb 15	vs Nebraska	*of	4	1	1	1	0	0	1	1	0	0	0	0	0	0	3	3	0	0	.444
Feb 16	vs UC Irvine	*of	5	2	2	2	0	0	0	1	1	0	0	0	0	0	1	3	0	0	.429
Feb 17	AIR FORCE	*of	4	0	1	0	0	0	0	1	1	0	0	0	0	0	1	1	1	0	.389
Feb 18	AIR FORCE	*of	5	1	2	0	0	1	0	0	0	0	0	0	0	0	0	0	0	0	.391
Feb 21	SAINT MARY'S	*of	3	2	2	0	0	2	0	1	0	0	0	1	0	0	0	1	0	0	.423
Feb 22	SAINT MARY'S	*of	4	2	3	3	1	0	0	1	1	0	0	0	0	0	0	3	0	0	.467
Feb 23	SAINT MARY'S	*of	2	1	0	0	0	0	0	1	2	0	1	0	0	0	2	0	0	0	.438
Feb 25	TENNESSEE TECH	*of	1	3	1	2	0	0	0	2	1	0	1	0	0	0	0	1	0	0	.455
Feb 28	at UCLA	*of	4	0	1	0	0	0	0	1	1	1	0	0	0	0	0	3	0	0	.432
Mar 01	at USC	*of	4	0	0	0	0	0	0	0	0	0	0	0	0	0	1	3	0	0	.390
Mar 02	vs UConn	*of	5	1	3	1	1	0	0	0	1	0	0	0	0	0	0	4	0	0	.413
Mar 05	ST. BONAVENTURE	*of	4	1	1	2	0	0	0	1	2	1	0	0	0	0	1	0	0	0	.400
Totals		13gs	50	15	20	12	3	3	1	10	10	2	3	0	0	0	10	24	1	0	.400

On base pct. .524 • Slugging pct. .640

#44 Colin Barczy - 13 games (All games)

Date	Opponent	Pos	AB	R	H	RBI	2B	3B	HR	BB	SB	CS	HBP	SAC	SF	GDP	K	PO	A	E	Avg
Feb 14	at Grand Canyon	*c	5	0	0	0	0	0	0	0	0	0	0	0	0	0	2	12	0	0	.000
Feb 15	vs Nebraska	*c	4	0	2	2	1	0	0	0	0	0	0	0	0	0	0	14	1	0	.222
Feb 16	vs UC Irvine	*dh	4	0	0	0	0	0	0	1	0	0	0	0	0	0	0	0	0	0	.154
Feb 17	AIR FORCE	*c	4	0	1	1	0	1	0	0	0	0	0	0	0	1	1	15	1	0	.176
Feb 18	AIR FORCE	*dh/c	4	0	0	0	0	0	0	0	0	0	0	0	0	1	1	3	0	0	.143
Feb 21	SAINT MARY'S	*c	5	2	3	2	1	0	0	0	0	0	0	0	0	0	1	10	0	0	.231
Feb 22	SAINT MARY'S	*c	5	2	2	0	1	0	0	0	0	0	0	0	0	0	1	12	0	0	.258
Feb 23	SAINT MARY'S	*dh	3	0	0	1	0	0	0	0	0	0	0	0	0	1	1	0	0	0	.235
Feb 25	TENNESSEE TECH	*c	5	1	1	3	1	0	0	0	0	0	0	0	0	0	1	9	0	0	.231
Feb 28	at UCLA	*c	5	1	1	1	0	0	0	0	0	0	0	0	0	0	1	12	0	0	.227
Mar 01	at USC	*c	3	0	1	0	1	0	0	0	0	0	1	0	0	0	0	8	0	0	.234
Mar 02	vs UConn	ph	1	0	0	0	0	0	0	0	0	0	0	0	0	0	1	0	0	0	.229
Mar 05	ST. BONAVENTURE	*c	4	1	2	1	0	0	0	0	0	0	0	0	0	0	1	12	2	0	.250
Totals		12gs	52	7	13	11	5	1	0	1	0	0	1	0	0	3	11	107	4	0	.250

On base pct. .278 • Slugging pct. .385

#21 Hudson Barton - 3 appearances (All games)

Date	Opponent	GS	IP	H	R	ER	BB	SO	2B	3B	HR	WP	BK	HBP	IBB	Score	W-L	Sv	ERA	NP
Feb 16	vs UC Irvine		1.0	3	4	4	1	1	2	1	0	0	0	1	0	9-8	0-0	0	36.00	35
Feb 22	SAINT MARY'S		1.1	2	1	1	1	1	0	0	0	0	0	1	0	13-7	0-0	0	19.29	27
Mar 05	ST. BONAVENTURE		1.2	2	1	1	1	3	0	0	1	0	0	1	0	14-1	1-0	0	13.50	37
Totals		0	4.0	7	6	6	3	5	2	1	1	0	0	3	0	36-16	1-0	0	13.50	-

#55 Cody Bowker - 1 game (All games)

Date	Opponent	Pos	AB	R	H	RBI	2B	3B	HR	BB	SB	CS	HBP	SAC	SF	GDP	K	PO	A	E	Avg
Feb 23	SAINT MARY'S	*p	0	0	0	0	0	0	0	0	0	0	0	0	0	0	0	0	1	0	.000
Totals		1gs	0	0	0	0	0	0	0	0	0	0	0	0	0	0	0	0	1	0	.000

On base pct. .000 • Slugging pct. .000

#55 Cody Bowker - 3 appearances (All games)

Date	Opponent	GS	IP	H	R	ER	BB	SO	2B	3B	HR	WP	BK	HBP	IBB	Score	W-L	Sv	ERA	NP
Feb 16	vs UC Irvine	*	4.0	2	0	0	1	6	0	0	0	0	0	0	0	9-8	0-0	0	0.00	68
Feb 23	SAINT MARY'S	*	5.0	0	0	0	3	6	0	0	0	0	0	1	0	10-0	1-0	0	0.00	79
Mar 02	vs UConn	*	4.0	5	4	4	2	6	1	0	2	1	0	0	0	2-6	1-1	0	2.77	74
Totals		3	13.0	7	4	4	6	18	1	0	2	1	0	1	0	21-14	1-1	0	2.77	-

2025 Individual Game-by-Game Stats

#70 Tristan Bristow - 1 appearance (All games)

Date	Opponent	GS	IP	H	R	ER	BB	SO	2B	3B	HR	WP	BK	HBP	IBB	Score	W-L	Sv	ERA	NP
Feb 21	SAINT MARY'S		1.0	0	0	0	0	1	0	0	0	0	0	0	0	11-4	0-0	0	0.00	10
Totals		0	1.0	0	0	0	0	1	0	0	0	0	0	0	0	11-4	0-0	0	0.00	-

#99 England Bryan - 1 game (All games)

Date	Opponent	Pos	AB	R	H	RBI	2B	3B	HR	BB	SB	CS	HBP	SAC	SF	GDP	K	PO	A	E	Avg	
Feb 18	AIR FORCE	p	0	0	0	0	0	0	0	0	0	0	0	0	0	0	0	0	1	0	0	.000
Totals		0gs	0	0	0	0	0	0	0	0	0	0	0	0	0	0	0	0	1	0	0	.000

On base pct. .000 • Slugging pct. .000

#99 England Bryan - 4 appearances (All games)

Date	Opponent	GS	IP	H	R	ER	BB	SO	2B	3B	HR	WP	BK	HBP	IBB	Score	W-L	Sv	ERA	NP
Feb 16	vs UC Irvine		0.2	1	0	0	0	2	1	0	0	1	0	0	0	9-8	0-0	0	0.00	14
Feb 18	AIR FORCE		1.1	1	2	1	2	1	0	0	1	0	0	0	0	5-2	0-0	0	4.50	34
Feb 22	SAINT MARY'S		0.2	0	0	0	0	1	0	0	0	0	0	0	0	13-7	0-0	0	3.38	12
Mar 02	vs UConn		1.2	2	2	2	1	3	0	0	1	0	1	0	0	2-6	0-0	0	6.23	33
Totals		0	4.1	4	4	3	3	7	1	0	2	1	1	0	0	29-23	0-0	0	6.23	-

#3 Jayden Davis - 9 games (All games)

Date	Opponent	Pos	AB	R	H	RBI	2B	3B	HR	BB	SB	CS	HBP	SAC	SF	GDP	K	PO	A	E	Avg
Feb 14	at Grand Canyon	*2b	4	0	2	1	1	0	0	0	0	0	0	0	1	0	0	1	3	0	.500
Feb 15	vs Nebraska	*2b	4	0	0	0	0	0	0	1	0	0	0	0	0	0	0	1	2	0	.250
Feb 16	vs UC Irvine	*2b	4	1	2	1	1	0	1	1	0	0	0	0	0	0	2	0	6	0	.333
Feb 17	AIR FORCE	*2b	4	0	1	0	0	0	0	0	0	0	0	0	0	0	1	0	1	0	.312
Feb 18	AIR FORCE	*2b	3	0	0	0	0	0	0	1	0	0	0	0	0	0	1	0	5	0	.263
Feb 21	SAINT MARY'S	*2b	2	1	0	1	0	0	0	3	0	0	0	0	0	0	0	2	0	0	.238
Feb 22	SAINT MARY'S	*2b	2	0	0	0	0	0	0	0	1	0	0	0	0	0	0	0	3	0	.217
Feb 25	TENNESSEE TECH	ph/dh	1	0	0	0	0	0	0	0	0	0	0	0	0	0	1	1	0	0	.208
Mar 01	at USC	*dh	3	0	0	0	0	0	0	0	0	0	0	0	1	1	1	0	0	0	.185
Totals		8gs	27	2	5	3	2	0	1	7	0	0	0	0	1	1	6	5	20	0	.185

On base pct. .343 • Slugging pct. .370

#39 Connor Fennell - 1 game (All games)

Date	Opponent	Pos	AB	R	H	RBI	2B	3B	HR	BB	SB	CS	HBP	SAC	SF	GDP	K	PO	A	E	Avg
Feb 17	AIR FORCE	p	0	0	0	0	0	0	0	0	0	0	0	0	0	0	0	0	1	0	.000
Totals		0gs	0	0	0	0	0	0	0	0	0	0	0	0	0	0	0	0	1	0	.000

On base pct. .000 • Slugging pct. .000

#39 Connor Fennell - 3 appearances (All games)

Date	Opponent	GS	IP	H	R	ER	BB	SO	2B	3B	HR	WP	BK	HBP	IBB	Score	W-L	Sv	ERA	NP
Feb 17	AIR FORCE		2.1	2	0	0	1	5	0	0	0	0	0	0	0	3-1	1-0	0	0.00	45
Feb 25	TENNESSEE TECH		1.0	0	0	0	0	3	0	0	0	0	0	0	0	16-3	1-0	0	0.00	15
Feb 28	at UCLA		1.0	0	0	0	0	2	0	0	0	0	0	1	0	8-3	1-0	0	0.00	16
Totals		0	4.1	2	0	0	1	10	0	0	0	0	0	1	0	27-7	1-0	0	0.00	-

2025 Individual Game-by-Game Stats

#17 Ryan Ginther - 3 appearances (All games)

Date	Opponent	GS	IP	H	R	ER	BB	SO	2B	3B	HR	WP	BK	HBP	IBB	Score	W-L	Sv	ERA	NP
Feb 18	AIR FORCE		1.0	1	0	0	0	3	0	0	0	0	0	0	0	5-2	0-0	1	0.00	15
Feb 23	SAINT MARY'S		1.0	1	0	0	0	0	0	0	0	0	0	0	0	10-0	0-0	1	0.00	10
Mar 05	ST. BONAVENTURE		1.0	0	0	0	1	3	0	0	0	0	0	0	0	14-1	0-0	1	0.00	21
Totals		0	3.0	2	0	0	1	6	0	0	0	0	0	0	0	29-3	0-0	1	0.00	-

#90 Miller Green - 1 game (All games)

Date	Opponent	Pos	AB	R	H	RBI	2B	3B	HR	BB	SB	CS	HBP	SAC	SF	GDP	K	PO	A	E	Avg	
Feb 22	SAINT MARY'S	p	0	0	0	0	0	0	0	0	0	0	0	0	0	0	0	1	0	0	0	.000
Totals		Ogs	0	0	0	0	0	0	0	0	0	0	0	0	0	0	0	1	0	0	0	.000

On base pct. .000 • Slugging pct. .000

#90 Miller Green - 3 appearances (All games)

Date	Opponent	GS	IP	H	R	ER	BB	SO	2B	3B	HR	WP	BK	HBP	IBB	Score	W-L	Sv	ERA	NP
Feb 14	at Grand Canyon		1.0	1	0	0	0	1	0	0	0	0	0	0	0	4-3	0-0	1	0.00	10
Feb 16	vs UC Irvine		2.0	2	1	1	0	2	0	0	1	1	0	0	0	9-8	0-0	2	3.00	36
Feb 22	SAINT MARY'S		2.0	0	0	0	1	3	0	0	0	0	0	0	0	13-7	0-0	2	1.80	34
Totals		0	5.0	3	1	1	1	6	0	0	1	1	0	0	0	26-18	0-0	2	1.80	-

#33 Luke Guth - 4 appearances (All games)

Date	Opponent	GS	IP	H	R	ER	BB	SO	2B	3B	HR	WP	BK	HBP	IBB	Score	W-L	Sv	ERA	NP
Feb 17	AIR FORCE		2.2	3	0	0	0	3	0	0	0	0	0	0	0	3-1	0-0	0	0.00	37
Feb 25	TENNESSEE TECH		1.0	0	0	0	1	1	0	0	0	0	1	0	0	16-3	0-0	0	0.00	17
Mar 02	vs UConn		0.2	0	0	0	0	0	0	0	0	1	0	0	0	2-6	0-0	0	0.00	6
Mar 05	ST. BONAVENTURE		0.1	0	0	0	0	0	0	0	0	0	0	0	0	14-1	0-0	0	0.00	4
Totals		0	4.2	3	0	0	1	4	0	0	0	1	1	0	0	35-11	0-0	0	0.00	-

#2 RJ Hamilton - 6 games (All games)

Date	Opponent	Pos	AB	R	H	RBI	2B	3B	HR	BB	SB	CS	HBP	SAC	SF	GDP	K	PO	A	E	Avg	
Feb 17	AIR FORCE	pr	0	0	0	0	0	0	0	0	1	0	0	0	0	0	0	0	0	0	0	.000
Feb 18	AIR FORCE	pr	0	0	0	0	0	0	0	0	0	1	0	0	0	0	0	0	0	0	0	.000
Feb 21	SAINT MARY'S	of	0	0	0	0	0	0	0	0	0	0	0	0	0	0	0	0	0	0	0	.000
Feb 25	TENNESSEE TECH	of	1	0	0	0	0	0	0	0	0	0	0	0	0	0	0	0	0	0	0	.000
Mar 01	at USC	pr	0	0	0	0	0	0	0	0	0	0	0	0	0	0	0	0	0	0	0	.000
Mar 02	vs UConn	of	0	0	0	0	0	0	0	0	0	0	0	0	0	0	0	0	0	0	0	.000
Totals		Ogs	1	0	0	0	0	0	0	0	1	1	0	0	0	0	0	0	0	0	0	.000

On base pct. .000 • Slugging pct. .000

#88 Sawyer Hawks - 2 games (All games)

Date	Opponent	Pos	AB	R	H	RBI	2B	3B	HR	BB	SB	CS	HBP	SAC	SF	GDP	K	PO	A	E	Avg	
Feb 14	at Grand Canyon	p	0	0	0	0	0	0	0	0	0	0	0	0	0	0	0	1	0	0	0	.000
Feb 21	SAINT MARY'S	p	0	0	0	0	0	0	0	0	0	0	0	0	0	0	0	1	0	0	0	.000
Totals		Ogs	0	0	0	0	0	0	0	0	0	0	0	0	0	0	0	2	0	0	0	.000

On base pct. .000 • Slugging pct. .000

2025 Individual Game-by-Game Stats

#88 Sawyer Hawks - 3 appearances (All games)

Date	Opponent	GS	IP	H	R	ER	BB	SO	2B	3B	HR	WP	BK	HBP	IBB	Score	W-L	Sv	ERA	NP
Feb 14	at Grand Canyon		3.0	2	0	0	0	5	0	0	0	0	0	0	0	4-3	1-0	0	0.00	44
Feb 21	SAINT MARY'S		3.0	0	0	0	1	5	0	0	0	0	0	0	0	11-4	2-0	0	0.00	48
Mar 01	at USC		2.0	2	1	1	2	1	0	0	0	0	0	0	1	1-3	2-0	0	1.12	42
Totals		0	8.0	4	1	1	3	11	0	0	0	0	0	0	1	16-10	2-0	0	1.12	-

#26 Braden Holcomb - 9 games (All games)

Date	Opponent	Pos	AB	R	H	RBI	2B	3B	HR	BB	SB	CS	HBP	SAC	SF	GDP	K	PO	A	E	Avg
Feb 14	at Grand Canyon	*of	3	1	0	0	0	0	0	0	0	0	1	0	0	0	2	1	0	0	.000
Feb 15	vs Nebraska	*of	4	0	0	0	0	0	0	0	0	0	0	0	0	0	2	1	0	0	.000
Feb 16	vs UC Irvine	*of	3	0	1	0	0	0	0	0	0	0	0	0	0	0	1	1	0	0	.100
Feb 17	AIR FORCE	*of	2	0	0	0	0	0	0	1	0	0	0	0	0	0	1	1	0	0	.083
Feb 21	SAINT MARY'S	ph/of	0	0	0	1	0	0	0	0	0	0	0	0	1	0	0	0	0	0	.083
Feb 22	SAINT MARY'S	*of	4	2	1	1	0	0	0	1	0	0	0	0	0	0	1	1	0	0	.125
Feb 25	TENNESSEE TECH	ph/1b	0	0	0	0	0	0	0	1	0	0	0	0	0	0	0	1	0	0	.125
Mar 02	vs UConn	ph/dh	3	0	0	0	0	0	0	0	0	0	0	0	0	0	1	0	0	0	.105
Mar 05	ST. BONAVENTURE	*of	3	2	2	1	0	0	0	1	0	0	0	0	0	0	1	1	0	0	.182
Totals		6gs	22	5	4	3	0	0	0	4	0	0	1	0	1	0	9	7	0	0	.182

On base pct. .321 • Slugging pct. .182

#36 Levi Huesman - 1 game (All games)

Date	Opponent	Pos	AB	R	H	RBI	2B	3B	HR	BB	SB	CS	HBP	SAC	SF	GDP	K	PO	A	E	Avg
Feb 18	AIR FORCE	p	0	0	0	0	0	0	0	0	0	0	0	0	0	0	0	0	1	0	.000
Totals		0gs	0	0	0	0	0	0	0	0	0	0	0	0	0	0	0	0	1	0	.000

On base pct. .000 • Slugging pct. .000

#36 Levi Huesman - 2 appearances (All games)

Date	Opponent	GS	IP	H	R	ER	BB	SO	2B	3B	HR	WP	BK	HBP	IBB	Score	W-L	Sv	ERA	NP
Feb 18	AIR FORCE		0.2	1	0	0	0	1	1	0	0	0	0	0	0	5-2	0-0	0	0.00	16
Mar 05	ST. BONAVENTURE		1.0	0	0	0	0	2	0	0	0	0	0	0	0	14-1	0-0	0	0.00	17
Totals		0	1.2	1	0	0	0	3	1	0	0	0	0	0	0	19-3	0-0	0	0.00	-

#10 Jacob Humphrey - 12 games (All games)

Date	Opponent	Pos	AB	R	H	RBI	2B	3B	HR	BB	SB	CS	HBP	SAC	SF	GDP	K	PO	A	E	Avg
Feb 14	at Grand Canyon	of	0	0	0	0	0	0	0	0	0	0	0	0	0	0	0	0	0	0	.000
Feb 16	vs UC Irvine	*of	5	1	1	0	0	0	0	0	0	0	0	0	0	0	0	1	0	0	.200
Feb 17	AIR FORCE	*of	2	0	1	0	0	0	0	1	2	0	0	1	0	0	0	0	0	0	.286
Feb 18	AIR FORCE	*of	4	1	3	2	0	1	0	0	0	0	0	0	0	0	0	0	0	0	.455
Feb 21	SAINT MARY'S	*of/of	3	2	2	0	0	0	0	1	0	0	1	1	0	0	0	0	0	0	.500
Feb 22	SAINT MARY'S	*of	5	2	2	2	1	0	0	0	0	0	0	0	0	0	1	1	0	0	.474
Feb 23	SAINT MARY'S	*of	4	0	1	3	1	0	0	0	0	0	0	0	0	0	2	1	0	0	.435
Feb 25	TENNESSEE TECH	*of	2	2	1	1	1	0	0	1	0	0	1	0	0	0	1	0	0	0	.440
Feb 28	at UCLA	*of	3	0	1	0	0	0	0	0	0	0	1	0	0	0	1	5	0	0	.429
Mar 01	at USC	*of	3	0	1	1	0	0	0	0	0	0	0	0	0	0	1	1	0	0	.419
Mar 02	vs UConn	*of	3	0	1	0	0	0	0	1	0	0	0	0	0	0	1	2	0	0	.412
Mar 05	ST. BONAVENTURE	*of	2	3	1	1	0	0	0	1	1	0	1	0	0	0	1	0	0	0	.417
Totals		11gs	36	11	15	10	3	1	0	4	4	0	4	2	0	0	8	11	0	0	.417

On base pct. .523 • Slugging pct. .556

2025 Individual Game-by-Game Stats

#9 Brodie Johnston - 8 games (All games)

Date	Opponent	Pos	AB	R	H	RBI	2B	3B	HR	BB	SB	CS	HBP	SAC	SF	GDP	K	PO	A	E	Avg
Feb 21	SAINT MARY'S	ph	1	0	0	0	0	0	0	0	0	0	0	0	0	0	0	0	0	0	.000
Feb 22	SAINT MARY'S	*3b	5	1	0	0	0	0	0	0	0	0	0	0	0	0	1	0	2	0	.000
Feb 23	SAINT MARY'S	*3b	4	2	2	2	0	0	0	0	0	0	0	0	0	0	1	1	3	0	.200
Feb 25	TENNESSEE TECH	*3b	4	1	1	2	1	0	0	0	0	0	0	0	0	0	0	0	0	0	.214
Feb 28	at UCLA	*3b	5	2	2	4	0	1	1	0	0	0	0	0	0	0	0	0	0	0	.263
Mar 01	at USC	*3b	4	0	2	0	1	0	0	0	0	0	0	0	0	0	2	0	2	0	.304
Mar 02	vs UConn	*3b	5	0	3	0	1	0	0	0	0	0	0	0	0	0	1	0	2	0	.357
Mar 05	ST. BONAVENTURE	*3b	3	2	2	3	1	0	0	1	0	0	0	0	1	0	1	0	1	0	.387
Totals		7gs	31	8	12	11	4	1	1	1	0	0	0	0	1	0	6	1	10	0	.387

On base pct. .394 • Slugging pct. .677

#77 Alex Kranzler - 1 game (All games)

Date	Opponent	Pos	AB	R	H	RBI	2B	3B	HR	BB	SB	CS	HBP	SAC	SF	GDP	K	PO	A	E	Avg
Feb 17	AIR FORCE	p	0	0	0	0	0	0	0	0	0	0	0	0	0	0	0	1	0	0	.000
Totals		0gs	0	0	0	0	0	0	0	0	0	0	0	0	0	0	0	1	0	0	.000

On base pct. .000 • Slugging pct. .000

#77 Alex Kranzler - 4 appearances (All games)

Date	Opponent	GS	IP	H	R	ER	BB	SO	2B	3B	HR	WP	BK	HBP	IBB	Score	W-L	Sv	ERA	NP
Feb 15	vs Nebraska		2.1	1	0	0	1	1	0	1	0	0	0	0	0	4-6	0-0	0	0.00	32
Feb 17	AIR FORCE		1.0	1	1	0	0	1	0	0	0	0	0	0	0	3-1	0-0	1	0.00	17
Feb 23	SAINT MARY'S		1.0	1	0	0	0	2	0	0	0	0	0	0	0	10-0	0-0	1	0.00	19
Feb 28	at UCLA		3.0	2	1	1	0	3	0	0	1	0	0	0	0	8-3	0-0	2	1.23	43
Totals		0	7.1	5	2	1	1	7	0	1	1	0	0	0	0	25-10	0-0	2	1.23	-

#8 Chris Maldonado - 7 games (All games)

Date	Opponent	Pos	AB	R	H	RBI	2B	3B	HR	BB	SB	CS	HBP	SAC	SF	GDP	K	PO	A	E	Avg
Feb 14	at Grand Canyon	*3b	5	0	0	0	0	0	0	0	0	0	0	0	0	0	4	0	0	0	.000
Feb 15	vs Nebraska	*3b	3	0	0	0	0	0	0	1	0	0	0	0	0	0	1	0	0	0	.000
Feb 17	AIR FORCE	dh	1	0	0	0	0	0	0	0	0	0	0	0	0	0	0	0	0	0	.000
Feb 18	AIR FORCE	*3b	4	0	2	1	1	0	0	0	0	0	0	0	0	0	1	0	0	0	.154
Feb 21	SAINT MARY'S	*3b	3	1	0	0	0	0	0	3	0	0	0	0	0	0	1	1	1	0	.125
Feb 25	TENNESSEE TECH	ph/3b	1	0	0	0	0	0	0	0	0	0	0	0	0	0	1	0	1	0	.118
Mar 01	at USC	ph	1	0	0	0	0	0	0	0	0	0	0	0	0	0	1	0	0	0	.111
Totals		4gs	18	1	2	1	1	0	0	4	0	0	0	0	0	0	9	1	2	0	.111

On base pct. .273 • Slugging pct. .167

#5 Mike Mancini - 8 games (All games)

Date	Opponent	Pos	AB	R	H	RBI	2B	3B	HR	BB	SB	CS	HBP	SAC	SF	GDP	K	PO	A	E	Avg
Feb 21	SAINT MARY'S	2b	0	0	0	0	0	0	0	1	0	0	0	0	0	0	0	0	1	0	.000
Feb 22	SAINT MARY'S	pr/2b	1	1	1	0	1	0	0	0	0	0	0	0	0	0	0	0	0	1	1.000
Feb 23	SAINT MARY'S	*2b	2	1	1	2	0	0	0	2	1	0	0	0	0	0	0	1	2	0	.667
Feb 25	TENNESSEE TECH	*2b	3	3	2	0	0	0	0	2	0	0	0	0	0	0	1	2	0	0	.667
Feb 28	at UCLA	*2b	4	0	0	0	0	0	0	1	0	0	0	0	0	0	3	1	1	1	.400
Mar 01	at USC	*2b	1	0	0	0	0	0	0	1	0	0	0	1	0	0	1	3	3	0	.364
Mar 02	vs UConn	*2b	4	0	0	0	0	0	0	0	0	0	0	0	0	1	0	0	0	0	.267
Mar 05	ST. BONAVENTURE	*2b	1	3	1	1	0	0	0	2	0	0	1	0	0	0	0	1	1	0	.312
Totals		6gs	16	8	5	3	1	0	0	9	1	0	1	1	0	1	5	8	8	2	.312

On base pct. .577 • Slugging pct. .375

2025 Individual Game-by-Game Stats

#89 Ethan McElvain - 2 games (All games)

Date	Opponent	Pos	AB	R	H	RBI	2B	3B	HR	BB	SB	CS	HBP	SAC	SF	GDP	K	PO	A	E	Avg
Feb 15	vs Nebraska	*p	0	0	0	0	0	0	0	0	0	0	0	0	0	0	0	0	1	0	.000
Feb 22	SAINT MARY'S	*p	0	0	0	0	0	0	0	0	0	0	0	0	0	0	0	0	1	0	.000
Totals		2gs	0	0	0	0	0	0	0	0	0	0	0	0	0	0	0	0	2	0	.000

On base pct. .000 • Slugging pct. .000

#89 Ethan McElvain - 3 appearances (All games)

Date	Opponent	GS	IP	H	R	ER	BB	SO	2B	3B	HR	WP	BK	HBP	IBB	Score	W-L	Sv	ERA	NP
Feb 15	vs Nebraska	*	2.2	6	4	4	3	7	3	0	0	0	0	1	0	4-6	0-1	0	13.50	76
Feb 22	SAINT MARY'S	*	3.0	3	4	4	3	3	1	0	1	0	0	1	0	13-7	0-1	0	12.71	68
Mar 01	at USC	*	2.1	3	2	2	3	5	3	0	0	0	0	0	0	1-3	0-2	0	11.25	59
Totals		3	8.0	12	10	10	9	15	7	0	1	0	0	2	0	18-16	0-2	0	11.25	-

#20 David Mendez - 4 games (All games)

Date	Opponent	Pos	AB	R	H	RBI	2B	3B	HR	BB	SB	CS	HBP	SAC	SF	GDP	K	PO	A	E	Avg
Feb 21	SAINT MARY'S	of	1	0	0	0	0	0	0	0	0	0	0	0	0	0	0	1	0	0	.000
Feb 25	TENNESSEE TECH	ph/of	1	0	1	2	0	0	0	0	0	0	0	0	0	0	0	0	0	0	.500
Mar 01	at USC	pr	0	1	0	0	0	0	0	0	0	0	0	0	0	0	0	0	0	0	.500
Mar 02	vs UConn	of	1	0	0	0	0	0	0	0	0	0	0	0	0	0	1	0	0	0	.333
Totals		Ogs	3	1	1	2	0	0	0	0	0	0	0	0	0	0	1	1	0	0	.333

On base pct. .333 • Slugging pct. .333

#32 Riley Nelson - 13 games (All games)

Date	Opponent	Pos	AB	R	H	RBI	2B	3B	HR	BB	SB	CS	HBP	SAC	SF	GDP	K	PO	A	E	Avg
Feb 14	at Grand Canyon	*1b	4	0	2	1	0	0	0	0	0	0	1	0	0	0	0	8	1	0	.500
Feb 15	vs Nebraska	*1b	5	2	1	0	1	0	0	0	0	0	0	0	0	0	1	5	1	0	.333
Feb 16	vs UC Irvine	*1b	4	2	3	4	0	0	1	1	0	0	0	0	0	0	0	7	0	0	.462
Feb 17	AIR FORCE	*1b	2	1	0	0	0	0	0	2	0	0	0	0	0	0	1	6	1	0	.400
Feb 18	AIR FORCE	*1b	4	0	0	1	0	0	0	0	0	0	0	0	0	0	0	9	0	0	.316
Feb 21	SAINT MARY'S	*1b	5	0	2	2	0	0	0	1	1	0	0	0	0	0	1	5	2	0	.333
Feb 22	SAINT MARY'S	*1b	5	0	2	1	0	0	0	0	0	0	0	0	0	0	0	8	1	1	.345
Feb 23	SAINT MARY'S	*1b	2	2	2	1	0	0	0	1	1	0	1	0	0	0	0	6	0	0	.387
Feb 25	TENNESSEE TECH	*1b	1	1	1	2	0	0	0	1	0	0	1	0	1	0	0	2	0	0	.406
Feb 28	at UCLA	*1b	3	2	1	0	0	0	0	2	1	0	0	0	0	0	0	5	1	0	.400
Mar 01	at USC	*1b	4	0	0	0	0	0	0	0	0	0	0	0	0	0	2	5	0	0	.359
Mar 02	vs UConn	*1b	4	0	2	1	1	0	0	0	0	0	0	0	0	0	1	7	1	0	.372
Mar 05	ST. BONAVENTURE	*1b	3	1	1	2	0	0	0	1	1	0	1	0	0	0	1	5	0	0	.370
Totals		13gs	46	11	17	15	2	0	1	9	4	0	4	0	1	0	7	78	8	1	.370

On base pct. .500 • Slugging pct. .478

#40 Austin Nye - 2 games (All games)

Date	Opponent	Pos	AB	R	H	RBI	2B	3B	HR	BB	SB	CS	HBP	SAC	SF	GDP	K	PO	A	E	Avg
Feb 17	AIR FORCE	*p	0	0	0	0	0	0	0	0	0	0	0	0	0	0	0	1	0	0	.000
Mar 05	ST. BONAVENTURE	*p	0	0	0	0	0	0	0	0	0	0	0	0	0	0	0	0	2	0	.000
Totals		2gs	0	0	0	0	0	0	0	0	0	0	0	0	0	0	0	1	2	0	.000

On base pct. .000 • Slugging pct. .000

#40 Austin Nye - 3 appearances (All games)

Date	Opponent	GS	IP	H	R	ER	BB	SO	2B	3B	HR	WP	BK	HBP	IBB	Score	W-L	Sv	ERA	NP
Feb 17	AIR FORCE	*	3.0	1	0	0	3	5	0	0	0	0	0	0	0	3-1	0-0	0	0.00	52
Feb 25	TENNESSEE TECH	*	2.1	3	2	2	1	4	2	0	0	0	0	0	0	16-3	0-0	0	3.38	48
Mar 05	ST. BONAVENTURE	*	2.0	2	0	0	1	3	0	0	0	0	0	1	0	14-1	0-0	0	2.45	40
Totals		3	7.1	6	2	2	5	12	2	0	0	0	0	1	0	33-5	0-0	0	2.45	-

2025 Individual Game-by-Game Stats

#45 Aiden O'Connell - 1 appearance (All games)

Date	Opponent	GS	IP	H	R	ER	BB	SO	2B	3B	HR	WP	BK	HBP	IBB	Score	W-L	Sv	ERA	NP
Feb 21	SAINT MARY'S		1.0	2	1	1	0	2	1	0	0	0	0	0	0	11-4	0-0	0	9.00	12
Totals		0	1.0	2	1	1	0	2	1	0	0	0	0	0	0	11-4	0-0	0	9.00	-

#73 Tommy O'Rourke - 4 appearances (All games)

Date	Opponent	GS	IP	H	R	ER	BB	SO	2B	3B	HR	WP	BK	HBP	IBB	Score	W-L	Sv	ERA	NP
Feb 16	vs UC Irvine		1.0	1	1	1	0	1	1	0	0	0	0	0	1	9-8	1-0	0	9.00	15
Feb 18	AIR FORCE		0.2	0	0	0	1	1	0	0	0	0	0	0	0	5-2	1-0	0	5.40	11
Feb 25	TENNESSEE TECH		1.0	0	1	1	2	1	0	0	0	2	0	0	0	16-3	1-0	0	6.75	22
Mar 02	vs UConn		2.0	0	0	0	0	3	0	0	0	0	0	0	0	2-6	1-0	0	3.86	22
Totals		0	4.2	1	2	2	3	6	1	0	0	2	0	1	0	32-19	1-0	0	3.86	-

#19 Rustan Rigdon - 12 games (All games)

Date	Opponent	Pos	AB	R	H	RBI	2B	3B	HR	BB	SB	CS	HBP	SAC	SF	GDP	K	PO	A	E	Avg	
Feb 14	at Grand Canyon	*dh	2	2	1	1	1	0	0	0	0	0	2	0	0	0	0	0	0	0	0	.500
Feb 15	vs Nebraska	*dh	4	0	1	1	0	0	0	0	0	0	0	0	0	0	2	0	0	0	.333	
Feb 16	vs UC Irvine	*3b	4	1	1	0	1	0	0	1	0	0	0	0	0	0	1	0	1	1	.300	
Feb 17	AIR FORCE	*3b	3	1	2	0	0	0	0	1	1	0	0	0	0	0	0	0	3	1	.385	
Feb 18	AIR FORCE	*of	2	1	2	0	0	0	0	1	1	0	0	0	0	0	0	0	0	0	.467	
Feb 21	SAINT MARY'S	*dh	3	0	1	2	0	0	0	2	0	0	0	0	1	0	1	0	0	0	.444	
Feb 22	SAINT MARY'S	*dh	3	1	0	0	0	0	0	2	0	0	0	0	0	0	0	0	0	0	.381	
Feb 23	SAINT MARY'S	*of	2	2	1	0	0	0	0	1	1	0	1	0	0	0	1	3	0	0	.391	
Feb 25	TENNESSEE TECH	*of	2	1	0	1	0	0	0	2	0	0	0	0	0	0	0	2	0	0	.360	
Feb 28	at UCLA	*of	4	1	1	0	0	0	0	1	2	0	0	0	0	0	2	0	0	0	.345	
Mar 01	at USC	*of	4	0	0	0	0	0	0	0	0	0	0	0	0	0	2	2	0	0	.303	
Mar 02	vs UConn	*dh	2	0	0	0	0	0	0	0	0	0	0	0	0	0	2	0	0	0	.286	
Totals		12gs	35	10	10	5	2	0	0	11	5	0	3	0	1	0	11	7	4	2	.286	

On base pct. .480 • Slugging pct. .343

#18 JD Rogers - 11 games (All games)

Date	Opponent	Pos	AB	R	H	RBI	2B	3B	HR	BB	SB	CS	HBP	SAC	SF	GDP	K	PO	A	E	Avg
Feb 14	at Grand Canyon	*of	4	0	1	0	1	0	0	0	0	0	0	0	0	0	0	0	0	0	.250
Feb 15	vs Nebraska	*of	4	1	1	0	1	0	0	0	0	0	0	0	0	0	1	1	0	0	.250
Feb 16	vs UC Irvine	of	2	0	0	0	0	0	0	0	0	0	0	0	0	0	1	0	0	0	.200
Feb 17	AIR FORCE	of	1	1	1	1	0	0	1	0	0	0	0	0	0	0	0	0	0	0	.273
Feb 18	AIR FORCE	of	0	1	0	0	0	0	0	1	0	0	0	0	0	0	0	0	0	0	.273
Feb 21	SAINT MARY'S	*of	3	1	0	0	0	0	0	1	0	0	0	0	0	0	1	2	0	0	.214
Feb 22	SAINT MARY'S	of	0	0	0	0	0	0	0	0	0	0	0	0	0	0	0	0	0	0	.214
Feb 23	SAINT MARY'S	dh	0	1	0	0	0	0	0	1	0	0	0	0	0	0	0	0	0	0	.214
Feb 25	TENNESSEE TECH	ph/of	0	0	0	0	0	0	0	1	0	0	0	0	0	0	0	2	0	0	.214
Feb 28	at UCLA	of	0	0	0	0	0	0	0	0	0	0	0	0	0	0	0	0	0	0	.214
Mar 02	vs UConn	*of	2	0	0	0	0	0	0	0	0	0	0	0	0	0	1	1	0	0	.188
Totals		4gs	16	5	3	1	2	0	1	4	0	0	0	0	0	0	4	6	0	0	.188

On base pct. .350 • Slugging pct. .500

2025 Individual Game-by-Game Stats

#16 Mac Rose - 11 games (All games)

Date	Opponent	Pos	AB	R	H	RBI	2B	3B	HR	BB	SB	CS	HBP	SAC	SF	GDP	K	PO	A	E	Avg
Feb 16	vs UC Irvine	*c	5	0	2	1	0	0	0	0	0	0	0	0	0	0	1	12	0	0	.400
Feb 17	AIR FORCE	*dh	1	0	0	0	0	0	0	2	0	0	0	0	0	0	0	0	0	0	.333
Feb 18	AIR FORCE	*c	1	1	0	0	0	0	0	3	0	0	0	0	0	0	0	12	1	0	.286
Feb 21	SAINT MARY'S	c	1	0	0	0	0	0	0	0	0	0	0	0	0	0	0	3	0	0	.250
Feb 22	SAINT MARY'S	ph	1	0	1	1	0	0	0	0	0	0	0	0	0	0	0	0	0	0	.333
Feb 23	SAINT MARY'S	*c	3	1	2	1	1	0	0	0	0	0	0	1	0	0	0	8	0	0	.417
Feb 25	TENNESSEE TECH	*dh	2	1	0	1	0	0	0	1	0	0	0	0	1	0	1	0	0	0	.357
Feb 28	at UCLA	*dh	3	2	1	1	0	0	1	1	0	0	1	0	0	0	1	0	0	0	.353
Mar 01	at USC	ph	1	0	1	0	0	0	0	0	0	0	0	0	0	0	0	0	0	0	.389
Mar 02	vs UConn	*c	3	0	0	0	0	0	0	1	0	0	0	0	0	0	0	12	1	0	.333
Mar 05	ST. BONAVENTURE	*dh	2	0	0	0	0	0	0	2	0	0	0	0	0	0	1	0	0	0	.304
Totals		8gs	23	5	7	5	1	0	1	10	0	0	1	1	1	0	4	47	2	0	.304

On base pct. .514 • Slugging pct. .478

#37 Jakob Schulz - 1 game (All games)

Date	Opponent	Pos	AB	R	H	RBI	2B	3B	HR	BB	SB	CS	HBP	SAC	SF	GDP	K	PO	A	E	Avg
Mar 02	vs UConn	p	0	0	0	0	0	0	0	0	0	0	0	0	0	0	0	1	0	0	.000
Totals		0gs	0	0	0	0	0	0	0	0	0	0	0	0	0	0	0	1	0	0	.000

On base pct. .000 • Slugging pct. .000

#37 Jakob Schulz - 4 appearances (All games)

Date	Opponent	GS	IP	H	R	ER	BB	SO	2B	3B	HR	WP	BK	HBP	IBB	Score	W-L	Sv	ERA	NP
Feb 15	vs Nebraska		2.0	0	0	0	0	3	0	0	0	0	0	0	0	4-6	0-0	0	0.00	28
Feb 18	AIR FORCE		1.1	0	0	0	1	3	0	0	0	0	0	0	0	5-2	1-0	0	0.00	25
Feb 22	SAINT MARY'S		0.1	0	2	2	2	1	0	0	0	0	0	2	0	13-7	1-0	0	4.91	24
Mar 02	vs UConn		0.2	0	0	0	1	0	0	0	0	0	0	0	0	2-6	1-0	0	4.15	12
Totals		0	4.1	0	2	2	4	7	0	0	0	0	0	2	0	24-21	1-0	0	4.15	-

#34 Brennan Seiber - 3 games (All games)

Date	Opponent	Pos	AB	R	H	RBI	2B	3B	HR	BB	SB	CS	HBP	SAC	SF	GDP	K	PO	A	E	Avg
Feb 15	vs Nebraska	p	0	0	0	0	0	0	0	0	0	0	0	0	0	0	0	0	2	0	.000
Mar 01	at USC	p	0	0	0	0	0	0	0	0	0	0	0	0	0	0	0	1	0	0	.000
Mar 05	ST. BONAVENTURE	p	0	0	0	0	0	0	0	0	0	0	0	0	0	0	0	0	1	0	.000
Totals		0gs	0	0	0	0	0	0	0	0	0	0	0	0	0	0	0	1	3	0	.000

On base pct. .000 • Slugging pct. .000

#34 Brennan Seiber - 6 appearances (All games)

Date	Opponent	GS	IP	H	R	ER	BB	SO	2B	3B	HR	WP	BK	HBP	IBB	Score	W-L	Sv	ERA	NP
Feb 15	vs Nebraska		2.0	1	2	2	2	4	0	0	1	0	0	0	0	4-6	0-0	0	9.00	36
Feb 18	AIR FORCE	*	3.0	2	0	0	1	6	0	0	0	2	0	0	0	5-2	0-0	0	3.60	52
Feb 22	SAINT MARY'S		0.2	0	0	0	0	1	0	0	0	1	0	0	0	13-7	0-0	0	3.18	8
Feb 25	TENNESSEE TECH		1.2	0	0	0	1	1	0	0	0	0	0	1	0	16-3	1-0	0	2.45	26
Mar 01	at USC		1.2	0	0	0	0	1	0	0	0	0	0	0	0	1-3	1-0	0	2.00	20
Mar 05	ST. BONAVENTURE		1.0	1	0	0	1	2	0	0	0	0	0	0	0	14-1	1-0	0	1.80	18
Totals		1	10.0	4	2	2	5	15	0	0	1	3	0	1	0	53-22	1-0	0	1.80	-

2025 Individual Game-by-Game Stats

#43 Matthew Shorey - 5 appearances (All games)

Date	Opponent	GS	IP	H	R	ER	BB	SO	2B	3B	HR	WP	BK	HBP	IBB	Score	W-L	Sv	ERA	NP
Feb 14	at Grand Canyon		0.1	3	3	3	0	0	2	0	1	0	0	0	0	4-3	0-0	0	81.00	8
Feb 16	vs UC Irvine		0.1	0	2	2	1	0	0	0	0	0	0	0	1	9-8	0-0	0	67.50	11
Feb 18	AIR FORCE		1.0	0	0	0	0	1	0	0	0	0	0	0	0	5-2	0-0	0	27.00	10
Feb 22	SAINT MARY'S		1.0	0	0	0	1	2	0	0	0	0	0	0	0	13-7	1-0	0	16.88	18
Mar 01	at USC		2.0	0	0	0	0	1	0	0	0	0	0	0	0	1-3	1-0	0	9.64	20
Totals		0	4.2	3	5	5	2	4	2	0	1	0	0	1	0	32-23	1-0	0	9.64	-

#22 JD Thompson - 3 games (All games)

Date	Opponent	Pos	AB	R	H	RBI	2B	3B	HR	BB	SB	CS	HBP	SAC	SF	GDP	K	PO	A	E	Avg
Feb 14	at Grand Canyon	*p	0	0	0	0	0	0	0	0	0	0	0	0	0	0	0	0	1	0	.000
Feb 21	SAINT MARY'S	*p	0	0	0	0	0	0	0	0	0	0	0	0	0	0	0	0	3	0	.000
Feb 28	at UCLA	*p	0	0	0	0	0	0	0	0	0	0	0	0	0	0	0	0	2	0	.000
Totals		3gs	0	0	0	0	0	0	0	0	0	0	0	0	0	0	0	0	6	0	.000

On base pct. .000 • Slugging pct. .000

#22 JD Thompson - 3 appearances (All games)

Date	Opponent	GS	IP	H	R	ER	BB	SO	2B	3B	HR	WP	BK	HBP	IBB	Score	W-L	Sv	ERA	NP
Feb 14	at Grand Canyon	*	4.2	3	0	0	1	6	0	0	0	0	0	1	0	4-3	0-0	0	0.00	77
Feb 21	SAINT MARY'S	*	4.0	7	3	3	2	5	1	0	0	1	0	0	0	11-4	0-0	0	3.12	82
Feb 28	at UCLA	*	5.0	1	2	2	1	8	1	0	0	1	0	2	0	8-3	1-0	0	3.29	85
Totals		3	13.2	11	5	5	4	19	2	0	0	2	0	3	0	23-10	1-0	0	3.29	-

#13 Jonathan Vastine - 13 games (All games)

Date	Opponent	Pos	AB	R	H	RBI	2B	3B	HR	BB	SB	CS	HBP	SAC	SF	GDP	K	PO	A	E	Avg
Feb 14	at Grand Canyon	*ss	4	0	1	0	0	0	0	0	0	0	0	0	0	0	1	2	2	0	.250
Feb 15	vs Nebraska	*ss	2	0	1	0	0	0	0	2	0	0	0	0	0	0	0	2	1	0	.333
Feb 16	vs UC Irvine	*ss	3	2	0	0	0	0	0	2	1	0	0	0	1	2	3	1	0	0	.222
Feb 17	AIR FORCE	*ss	4	0	0	0	0	0	0	0	0	0	0	0	0	0	3	2	1	0	.154
Feb 18	AIR FORCE	*ss	2	0	0	1	0	0	0	0	0	0	0	1	1	0	0	3	1	0	.133
Feb 21	SAINT MARY'S	*ss	4	2	2	3	0	0	1	1	0	0	0	0	0	0	0	1	3	0	.211
Feb 22	SAINT MARY'S	*ss	3	2	1	2	0	0	0	1	0	0	0	0	0	0	0	1	3	1	.227
Feb 23	SAINT MARY'S	*ss	3	0	0	0	0	0	0	1	0	0	0	0	0	0	1	1	1	0	.200
Feb 25	TENNESSEE TECH	*ss	2	2	1	1	0	0	0	1	0	0	0	0	0	0	0	1	3	0	.222
Feb 28	at UCLA	*ss	3	0	1	2	1	0	0	0	0	0	0	1	0	0	1	1	1	0	.233
Mar 01	at USC	*ss	3	0	0	0	0	0	0	0	0	0	0	0	0	0	3	1	3	0	.212
Mar 02	vs UConn	*ss	3	1	1	0	0	0	0	1	1	0	0	0	0	0	1	0	3	0	.222
Mar 05	ST. BONAVENTURE	*ss	4	1	1	2	0	0	0	0	0	0	0	0	0	0	2	2	0	0	.225
Totals		13gs	40	10	9	11	1	0	1	9	2	0	0	2	1	1	14	20	23	1	.225

On base pct. .360 • Slugging pct. .325

#51 Ryker Waite - 3 games (All games)

Date	Opponent	Pos	AB	R	H	RBI	2B	3B	HR	BB	SB	CS	HBP	SAC	SF	GDP	K	PO	A	E	Avg
Feb 21	SAINT MARY'S	pr/ss	0	0	0	0	0	0	0	0	0	0	0	0	0	0	0	0	1	0	.000
Feb 25	TENNESSEE TECH	ss	0	1	0	0	0	0	0	1	0	0	0	0	0	0	0	0	1	0	.000
Mar 05	ST. BONAVENTURE	ph	1	0	0	0	0	0	0	0	0	0	0	0	0	0	1	0	0	0	.000
Totals		0gs	1	1	0	0	0	0	0	1	0	0	0	0	0	0	1	0	2	0	.000

On base pct. .500 • Slugging pct. .000